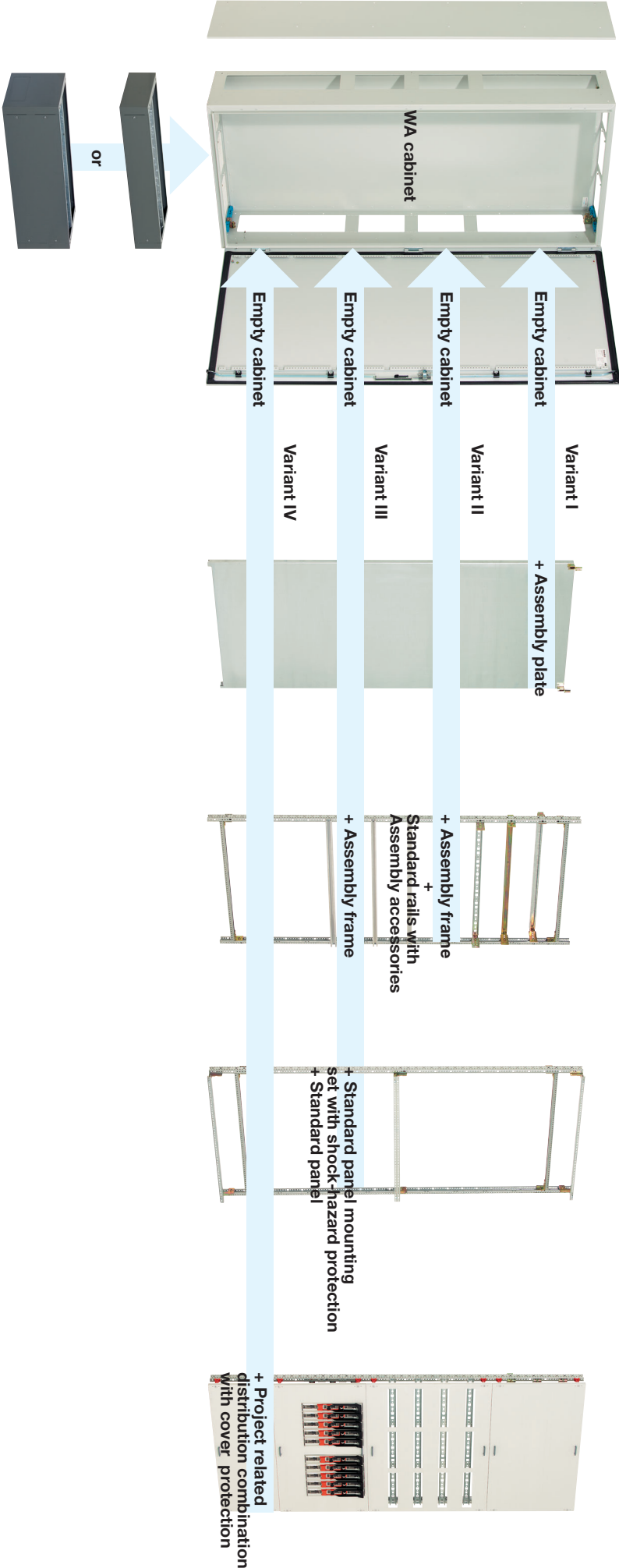


The Modular WA floor cabinet system IP 54

– variable for every application



Standards/Requirements		Structural features		Electrical characteristics	
VDE 0660 Part 500/ max. 850 A	x	Cabinet enclosure	1.5 mm sheet steel	Rated impulse withstand voltage U _{imp} U _{mp}	IV 6 kV
VDE 0660 Part 504/ max. 250 A	x	Doors	2.0 mm	Pollution severity	3
VDE 0470 (degree of protection)	x	Powder coat	RAL 7035	Protective measures/Class	Class 1
DIN 43880 (rail mounted devices)	x	Cable entry flanges	as accessories	Rated operational voltage	690 V
Degree of protection outside	IP 54	Door type: single door	1/2/3 cubicle widths	Rated peak withstand current I _{pk} 0.1 sec	max. 25 kA ¹⁾
Degree of protection inside	IP 30	Door type: double door	4 cubicle widths	Rated short-time current I _{sw} 1.0 sec	max. 12 kA ¹⁾
Place of installation/Ambient conditions		Door hinge	right/left	Rated frequency	50–60 Hz
Indoors		Door lock*	3mm double bit*	Rated insulation voltage	1,000 V
Ambient temperature, 24-hour-mean		Door opening angle	130 °		
35 °C		Cabinet depth	360 mm		
Ambient temperature, 24-hour-maximum					
– 5 °C					
Ambient temperature, 24-hour-minimum					
50 % / 40 °C					
Relative humidity, permanent					
100 % / 40 °C					
Relative humidity, short-time					

¹⁾ Depending on system configuration



Reg. No. 3685-02



Striebel & John GmbH & Co. KG

Am Fuchsraben 2-3

D-77880 Sasbach

Phone +49 (0) 78 41/6 09-0

Fax +49 (0) 78 41/6 09- 400

www.striebelundjohn.de

e-mail: info.desuj@de.abb.com

Modular WA, floor cabinet system IP54



Modular WA, floor cabinet system IP54

- quick, easy assembly for optimum combination of modules

The distribution cabinets of the W series made by Striebel & John have proven their worth in switchgear construction for many years. The floor standing cabinet is primarily used in commercial and industrial indoor applications. It is mainly characterized by its high degree of protection, its stability and its versatile modular elements that fit many applications.

Striebel & John developed its modular "WA" enclosure system on the basis of this cabinet series, taking into account the market needs determined in consultation with switchgear manufacturers.

The modular, floor standing WA cabinet (1 - 4 cubicles wide) forms the "link" in our product range between the floor standing W cabinet and the modular switchgear XA cabinet.

With its high degree of protection IP 54, a nominal current up to 850 A and the uncomplicated, safe and trouble-free addition of modular cabinets, the floor standing WA cabinet is an attractive, economical solution for switchgear manufacturers.

The modular enclosures have been designed to take up proven modular system panels and mounting plates.

Connection cables and busbar systems can be led from one cabinet to the next quickly and easily through the vertical openings on both sides of the cabinets.

A separate, optional crossbar provides for a safe mechanical connection in the back of the modular enclosures and ensures optimum stability during transport.

The new modular cabinet series WA has been type-tested to DIN VDE 0660 Part 500/504, thus meeting the expectations of switchgear manufacturers and the requirements of the applicable standards, laws, and provisions.

New developments, high quality standard, short delivery terms as well as support with the interpretation of standards and directives guarantee that Striebel & John is a reliable partner in switchgear construction.





Type

1/8 WAE

Article no.	79116
Dimensions H x W x D mm	1870 x 320 x 360
Height	8
Grid dimension	12
Cubicle width	1
Space unit	144

2/8 WAE

Article no.	79117
Dimensions H x W x D mm	1870 x 570 x 360
Height	8
Grid dimension	12
Cubicle width	2
Space unit	288

3/8 WAE

Article no.	79118
Dimensions H x W x D mm	1870 x 820 x 360
Height	8
Grid dimension	12
Cubicle width	3
Space unit	432

4/8 WAE

Article no.	79119
Dimensions H x W x D mm	1870 x 1070 x 360
Height	8
Grid dimension	12
Cubicle width	4
Space unit	576

Side panels

left + right



ZW 400 LR

67747

ZW 400 LR

67747

ZW 400 LR

67747

ZW 400 LR

67747

Connection kit for modular cabinets



ZW 401

67748

ZW 401

67748

ZW 401

67748

ZW 401

67748

Base frame

RAL 7005 front and rear panel can be removed
Height 130 mm



WSR 1E

72731

WSR 2E

72732

WSR 3E

72733

WSR 4E

72734

Wiring base

RAL 7005, front and rear panel can be removed
outer sides divided in two.
With mounts for cable terminating bars
Height 260 mm



WRG 1E

72741

WRG 2E

72742

WRG 3E

72743

WRG 4E

72744

Flanges for WA (IP 54)

Order 1 top flange and 1 bottom flange per cubicle width

Closing flange



1 off

ZW 51
39451

10 off

ZW 51P10
62466

Nipple flange

2 x PG 29, 5 x PG
16.42 x PG x 13.5



ZW 52
39452

ZW 52P10
62467

Flange for screwed heavy-conduit glands

4 x PG 21, 12 x PG 16



ZW 53
39453

ZW 53P10
62468

















Cellular rubber flange









ZW 54
39454

ZW 54P10
62469

Accessories for free standing, modular cabinet type WA

Item	Type	Article no.
Lock replacement parts		
Escutcheon* for double-bit piped key 3 mm (standard) and 5 mm		ZH 120 60480
Piped keys Double-bit key 3 mm* Double-bit key 5 mm		ZH 130 60490 ZH 131 60491
Escutcheon for triangular and square piped keys and for Daimler-Benz insert		ZH 121 60481
Piped keys Triangular 7 mm Triangular 8 mm		ZH 132 60492 ZH 133 60493
 Square 6 mm Square 7 mm Square 8 mm		ZH 134 60494 ZH 135 60495 ZH 136 60496
Daimler-Benz insert		ZH 137 60497
Operating keys		
Double bit 3 mm* 5 mm		ZH 160 60660 ZH 161 60661
Triangular 7 mm 8 mm		ZH 157 60657 ZH 158 60658
Square 6 mm 7 mm 8 mm		ZH 162 60662 ZH 163 60663 ZH 164 60664
Daimler-Benz		ZH 165 60665
Universal key Double-bit key 3 mm/5 mm Triangular 8 mm Square 6 mm/8 mm		ZH 91 66091
Escutcheon for T-handle or door handle		ZH 122 60482
T- handle assembly without lock assembly with lock	 	ZH 138 60498 ZH 139 60499
Door handle assembly without lock assembly with lock	 	ZH 140 60500 ZH 141 60501

Article	Type	Article no.
Cabinet-type handle lock for half-cylinder, 45 mm, with cap for lead seal		ZH 123 60483
Dummy insert (instead of a lock cylinder)		ZH 142 60502
Accessories		
Door earthing kit for WA cabinets		ZL 8 38001
Lifting lugs 4 pce, including fastening material		ZW 78 39478
Cable termination bars for wiring base appropriate for WRG 1 appropriate for WRG 2 appropriate for WRG 3 appropriate for WRG 4 appropriate for WRG 5 appropriate for WRG 6		ZW 281 60951 ZW 282 60952 ZW 283 60953 ZW 284 60954 ZW 285 60955 ZW 286 60956
Clamps (U-type brackets) 22–28 mm 40–46 mm 64–70 mm		ZK 143 60005 ZK 144 60006 ZK 145 60007

*Spare part is included in the scope of delivery