

2 MW – 72 MW, 2.1 – 10 kV

MEGADRIVE-LCI drives

The experience you require. The reliability you expect.

The MEGADRIVE-LCI special purpose drive

The MEGADRIVE-LCI medium voltage drive is part of ABB's special purpose drives portfolio. These engineered drives are specifically suitable for your high power, high speed or special performance applications such as test stands, marine propulsion and thrusters, rolling mills, SAG and ball mills, large pumps, fans and compressors.

The drives cover a wide power and voltage range, including voltages up to 13.8 kV and powers of more than 100 MW.

Get a drive solution that meets the requirements of your application and ensures high productivity and the optimum performance of your operations. Benefit from the built-in expertise of our special purpose drives and take your business forward with everything working like clockwork.

Contents

04	ABB Medium Voltage Drives portfolio
06	MEGADRIVE-LCI for large synchronous motor speed control
08	Key benefits
10	Applications
12	System integration
13	Packaged drive solutions
14	Service and support
16	Technical features
20	Technical data
22	Ratings, types and voltages


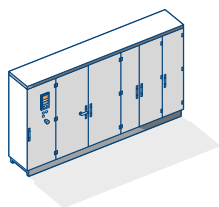


ABB Medium Voltage Drives

Product portfolio

A broad range of variable speed drives for medium voltage applications allows you to select the drive that best meets your requirements. Get the perfect match for you.



ACS1000 industrial drive

Whatever your industry, the ACS1000 is an all-rounder to control your standard applications and optimize your processes.

Power range
315 kW – 5 MW

Output voltage
2.3 – 4.16 kV

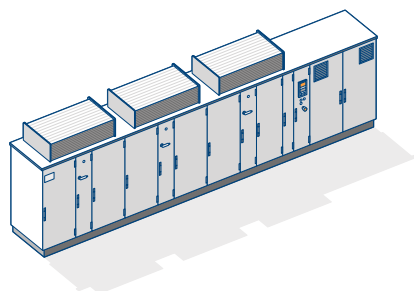


ACS2000 industrial drive

The ACS2000 is an industrial all-rounder that perfectly adapts to a wide variety of standard applications across all industries.

Power range
250 kW – 3.2 MW

Output voltage
4.0 – 6.9 kV

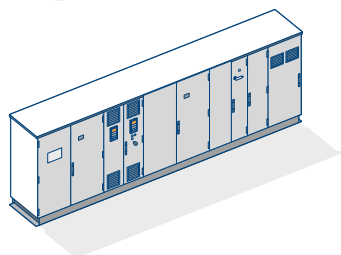


ACS5000 special purpose drive

The ACS5000 effortlessly controls your high power applications such as compressors, pumps and fans.

Power range
2 MW – 36 MW
(higher on request)

Output voltage
6.0 – 13.8 kV

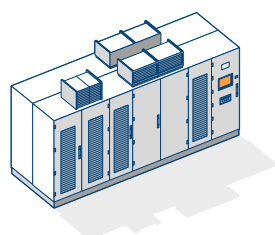


ACS6000 special purpose drive

Look no further than the ACS6000 if your high performance applications require a single- or multi-motor drive solution.

Power range
5 MW – 36 MW

Output voltage
2.3 – 3.3 kV

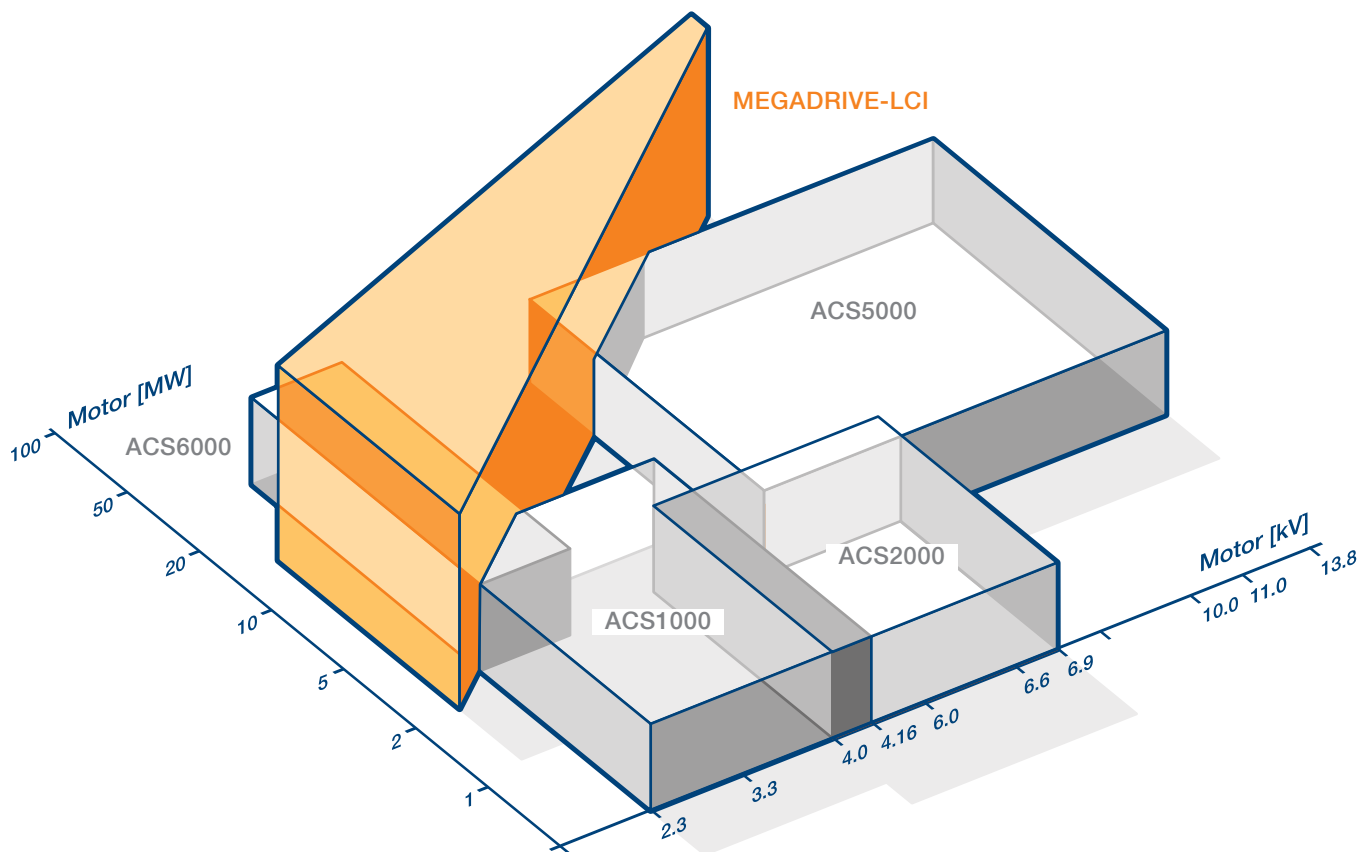


MEGADrive-LCI special purpose drive

The well-proven technology offered in the MEGADrive-LCI controls your high power applications and provides soft starting of large synchronous motors.

Power range
2 MW – 72 MW
(higher on request)

Output voltage
2.1 – 10 kV



Our product portfolio comprises medium voltage drives in the range of 250 kW to more than 100 MW.

Get more using less

Our broad portfolio of medium voltage drives will help you to increase your productivity and profitability. Your processes will use only the energy required to carry out the job and no more. Precise control ensures efficient operation with high uptime and optimized use of raw materials. This will all add up to cost and time savings for you.

Delivering global support and peace of mind

Our worldwide network offers you fast service and support around the clock, providing peace of mind by always being there when you need us.

Reliable performance you can count on

Depending on your industry and application, we provide you with drive solutions that meet your individual needs and requirements. Our variable speed drives – from 250 kW to more than 100 MW – control a wide range of medium voltage applications.

Through the use of quality components and the integration of special features, our drives ensure high process availability and safety for your business. With well-proven drive technology at the heart, your operations will run smoothly and reliably every day.

MEGADRIVE-LCI

Large synchronous motor variable speed control

The top performer for 40 years improves your industrial operations by using variable speed control and soft starting of your large synchronous machines. Industry-specific functions and unique features ensure reliable performance of your processes and systems, even in demanding environmental conditions.


Well-proven and reliable

The well-proven technology offered in the MEGADRIVE-LCI controls your high power applications and provides soft starting of large synchronous motors, reducing the impact on your network and machinery.

The larger the process and the higher the performance demands, the greater your benefits from electronic speed control. The energy savings will offset your costs of the drive system in a short time and reduced maintenance needs will help you to save additional money and time.


Thanks to many years of successful performance, the MEGADRIVE-LCI is renowned for its high availability and reliability. The drive's simple design and proven components enable trouble-free use and maximized uptime of your processes.

Get a drive solution that gives you peace of mind by ensuring efficient operation you can count on day after day, and year after year.



MEGADRIVE-LCI

Benefits that add value

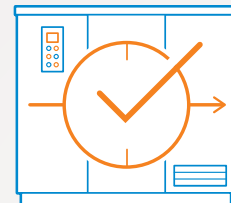


Energy efficiency

Our medium voltage drives run your motors based on the demands of your process rather than running them at full speed and ensure optimized power consumption and process efficiency. In this way you can save energy and reduce CO₂ emissions.

Well-proven technology

For more than 40 years, MEGADRIVE-LCI drives and soft starters have proven their maximum reliability and availability in a wide range of industries and applications where both high power and high voltage are required.

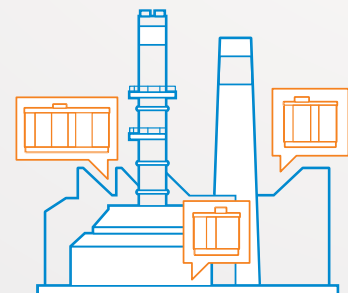


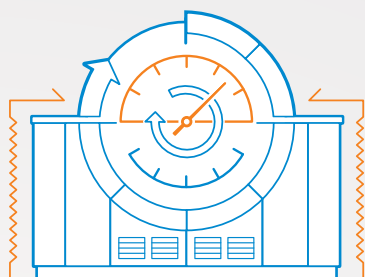
High reliability through simple design

The MEGADRIVE-LCI features a simple, well-proven drive design and redundant power components ensuring high reliability. Benefit from the drive's easy voltage scalability, minimized harmonic influence on the supply system and a converter efficiency of more than 99 percent.

Industry-specific solutions for individual needs

Tailored to your specific requirements, the MEGADRIVE-LCI is designed to perfectly fit your application. Use the drive to control large synchronous motors, for soft starting of large synchronous machines, or as a gas turbine starter for large synchronous generators.



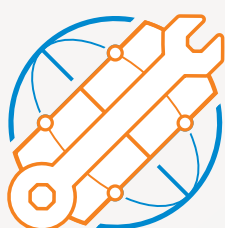


Drive robustness ensures high availability

High availability is ensured in even the harshest environments by using robust and reliable thyristor components and a fuseless design. The water cooling unit, equipped with many redundancy possibilities, enables your processes to operate continuously.

High personnel safety

Your workforce and goods are protected from dangerous electric arcs with the arc-resistant design of the MEGADRIVE-LCI. The drive is equipped with certified functional safety features making your systems safe and reliable.

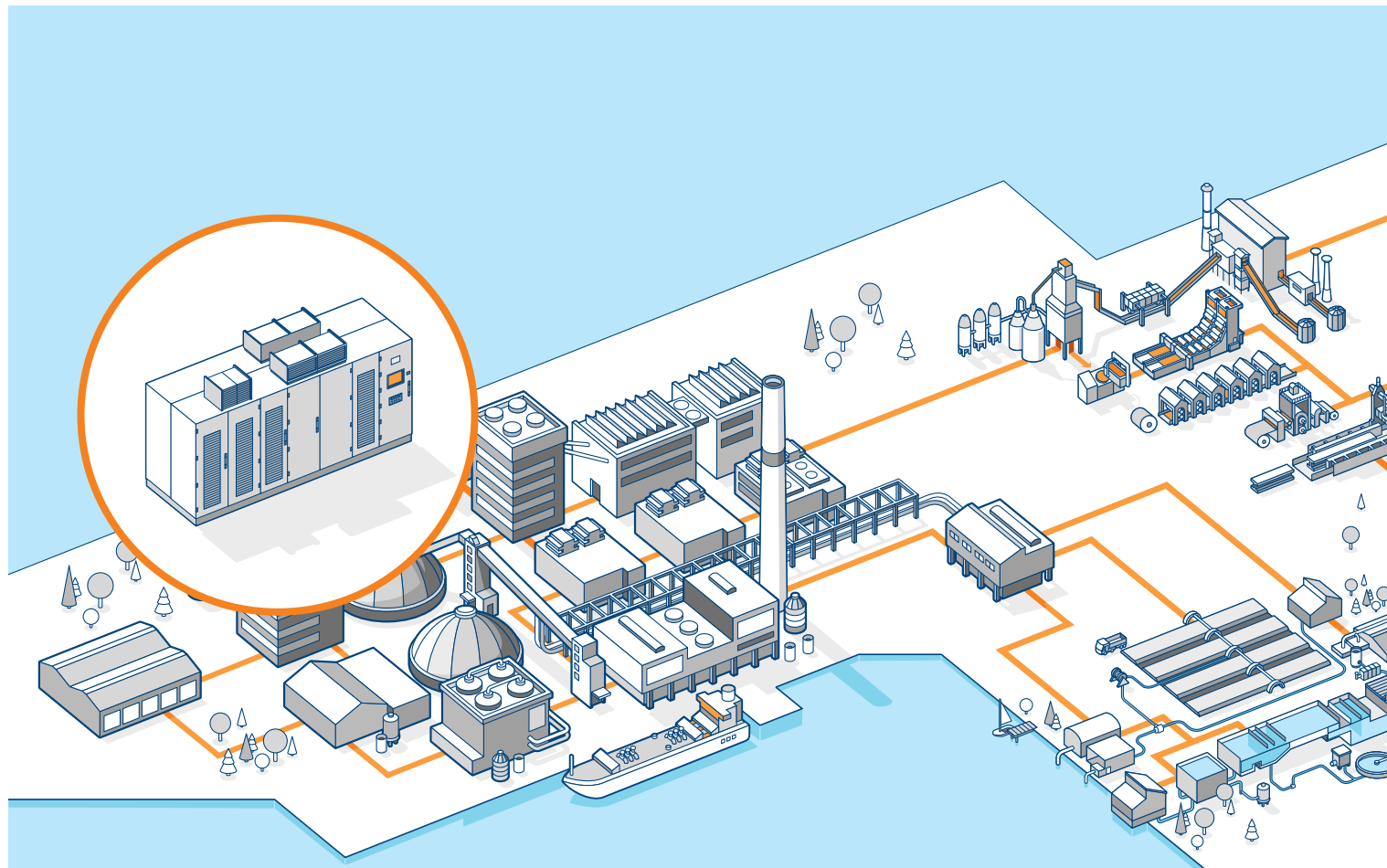


Serviceability

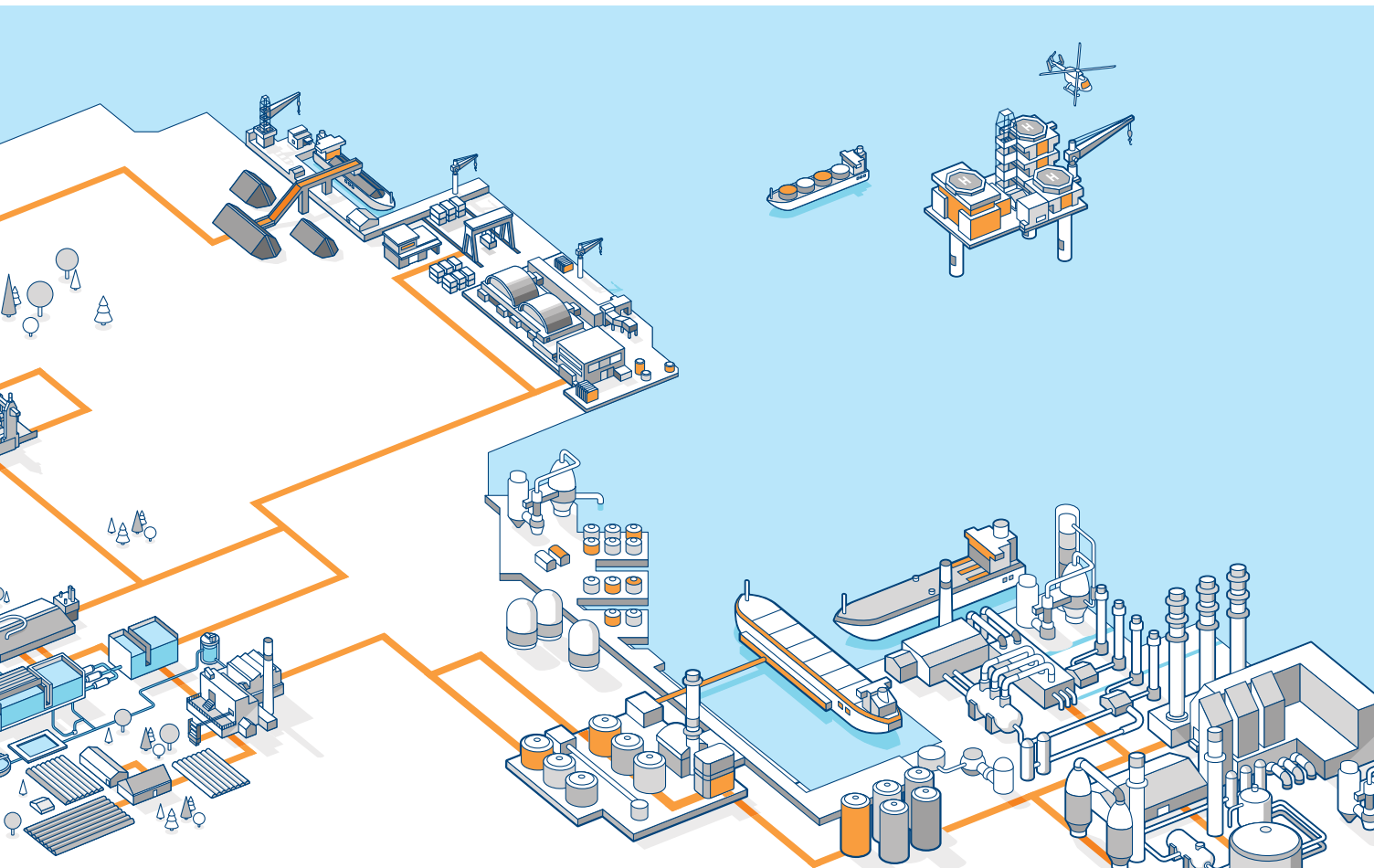
Easy access to all components ensures that service and maintenance for the MEGADRIVE-LCI is simple and smooth. Maintenance needs are minimized with maintenance free pumps. In addition to powerful diagnostic tools, you can profit by convenient remote monitoring.

MEGADRIVE-LCI

Controlling your large synchronous motors in all industries



The MEGADRIVE-LCI allows variable speed control and soft starting of your large synchronous machines for many industrial applications.



Applications

Chemical, oil and gas

Compressors and extruders

Water

Pumps

Metals

Blast furnace blowers and wire rod mills

Power generation

Starters for gas turbines and hydro pumped storage power plants, boiler feed-water pumps

Other applications

Test stands and wind tunnels

MEGADRIVE-LCI

Flexible drive system integration



To design your drive system, we consider all conditions ensuring an optimized solution for you.

Mechanical system interface

Variable speed drive systems are usually operated over a wide speed control range. They are generally subjected to torque pulsations, which occur in a broad band of frequencies. Aspects that concern the transfer of the torque between motor and driven machine have to be carefully considered when designing the mechanical system interface. A torsional study can clarify whether the shaft design is acceptable.

Power supply interface

The power system interface ensures that the converter withstands disturbances from the power system and that the harmonics from the converter do not cause distortions in the network that are non-compliant with the standards.

Automation and operator interface

The automation and operator interface is the integration of the drive system controls at the plant control level. The communication with the control room can be designed with conventional wiring using analog and binary input/output modules or with communication interfaces for serial data exchange.

Environment

Country and plant-specific characteristics have to be taken into account when designing a drive system. Equipment dimensions and weight, installation restrictions, the cooling medium and the power network have to be clarified. In addition, demands on environmental compliance, protection classes, electromagnetic compatibility (EMC) and noise emission need to be considered.

MEGADRIVE-LCI

More efficiency with drive packages



Packaged drive solutions provide you with ultimate efficiency and reliability to optimize your cost of ownership.

All in one package

Committed to supporting you in your business, we offer packaged drive solutions for applications in various industries. Customer-specific drive packages including medium voltage converters, motors and transformers can be developed as turnkey solutions meeting your individual requirements.

Matched performance

To ensure design integrity and an optimum match of equipment, ABB products have undergone combined tests ensuring performance predictability for your application.

Single point of contact

The combined power of the ABB offering is geared to deliver on customer expectations. We deliver motor-drive solutions that support your technical and commercial needs, from quotation, through delivery and service, over the entire product life-cycle.

Converter motors

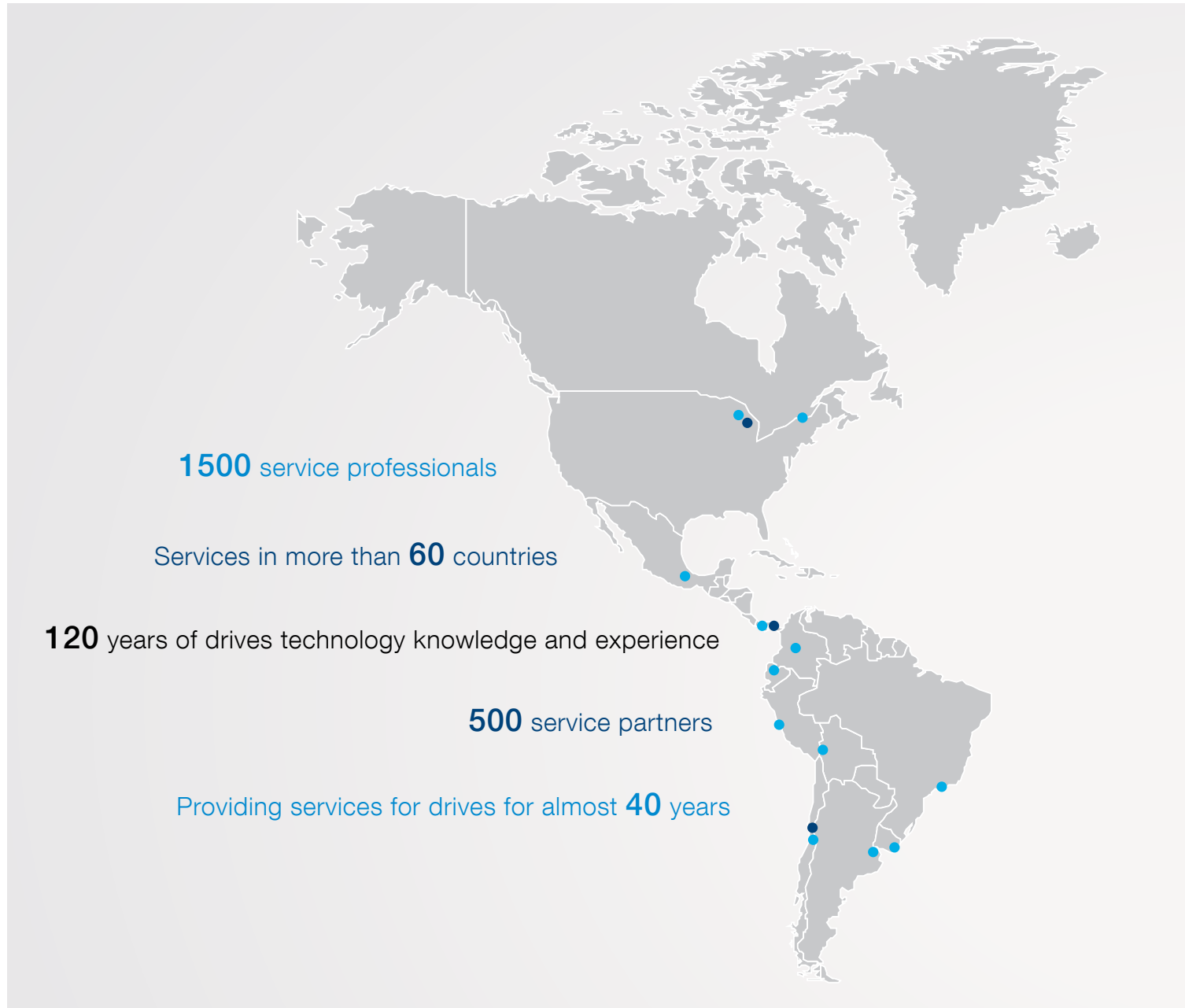
With ABB's motors for your applications you will benefit from high versatility, reliability and simplicity.

Converter transformers

ABB offers converter transformers for all ratings, as well as for indoor or outdoor mounting. Particularly designed for operation with variable speed drives, the transformer adapts the converter to the supply network and provides a galvanic isolation between drive and supply network.

Service and support

You choose, we respond, globally



For everyone who makes the decision to choose our expert drive service solutions, we are with them every step of the way. To guide and facilitate whatever service choices suit their business, for the entire drive's lifetime. With expert service and advice and on-time delivery, every time.

For decades we have built one of the most comprehensive service networks, globally. It is well-structured to ensure you have all the experts close at hand, locally and globally. We have local drives and control service units complemented by external ABB value providers in over 60 countries. Regional service centers, training centers and authorized drive service workshops form a well-structured and large service organization, making sure that ABB drives and control service team is never too far from your site.



- Regional Service Centers
- Local Service Units

Technical features

Well-proven solution with unique features



Reliable and simple design

The MEGADRIVE-LCI uses well-proven components, which are specifically designed for high power and high voltage applications.

Thyristors

Thyristor power semiconductors are developed for high powers, highest reliability and low losses. They have low on-state and switching losses, which results in a converter efficiency of 99 percent, including the DC reactor. Its redundant power components allow reliability and availability to be further increased.

Rectifier

The rectifier is line commutated and forms a fully controllable DC current source in conjunction with the reactor in the DC link. 6, 12 or 24-pulse rectifier configurations are available for minimized harmonic influence of the converter on the supply system. The MEGADRIVE-LCI meets the most stringent requirements for current and voltage harmonic distortion as defined by IEEE, IEC and EN.

Excitation converter

The excitation of the synchronous motor can be of the brushless or slip ring type. The excitation converter provides the motor field current in the entire speed range and at standstill.

Inverter

Thyristors in the inverter electronically switch the DC current to produce a 3-phase AC system of variable frequency and voltage for supplying the motor. The motor voltages commute the inverter phase currents. At very low speeds (0 – 10 percent of rated speed), when the motor voltage is too low to guarantee reliable commutation, an artificial commutation is used. 6 or 12-pulse inverter configurations are available to minimize motor torque ripple.

Supply voltage dip ride-through

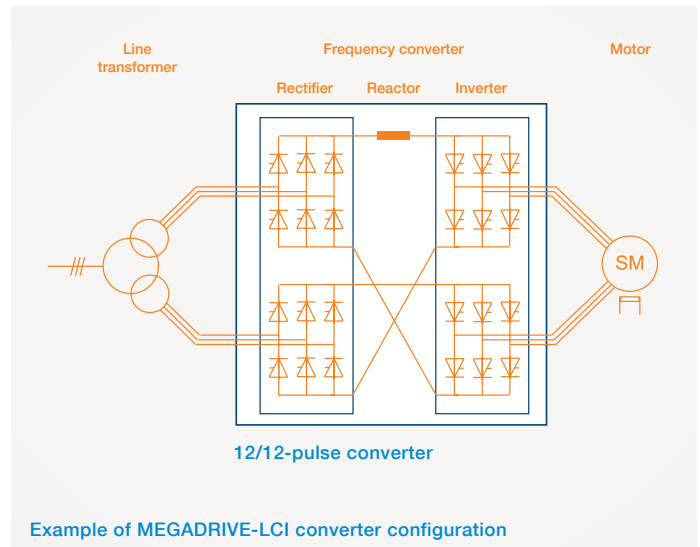
The MEGADRIVE-LCI has the ability to ride through short main and auxiliary supply voltage interruptions so that in most cases the process is not affected.

Encoderless control

Speed and rotor position encoders at the motor shaft are sensitive instruments in a harsh process environment and known to be susceptible to failures. ABB's MEGADRIVE-LCI operates without encoders, thereby ensuring a high level of availability and reducing maintenance costs.

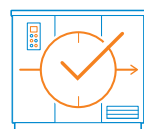
User-friendly control terminal

An LCD touch screen provides the operator with a range of selectable displays showing information on the current status of the system in graphical and numerical form.



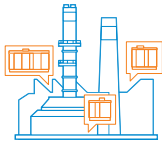
Energy efficient thanks to motor and generator operation

A synchronous motor, driven by a MEGADRIVE-LCI, can also be operated as a generator without additional power components. If required, the MEGADRIVE-LCI reverses the power flow and feeds the generated power back into the supply network. Regenerative operation is a cost-efficient way to decelerate the motor.



Well-proven technology

As an undisputed performer offering reliable operation in even the harshest environments, the MEGADRIVE-LCI is available in power ratings up to 100 MW and beyond. Since its market introduction in 1974, the MEGADRIVE-LCI is the preferred choice when it comes to reliable and efficient operation of applications that require high power and high voltage.



Soft starting of large synchronous motors and generators

Direct-on-line starting of large synchronous machines causes starting currents of up to six times the nominal current and imposes

large electrical stress on the supply network, thermal stress on the motor and mechanical stress on the shaft string.

These problems can be overcome with the use of a MEGADRIVE-LCI soft starter. It smoothly accelerates the motor and the load from zero to nominal speed, then the motor is automatically synchronized to the power system and the circuit breaker for fixed-speed operation is closed.

There are various starter configurations available that will reduce the starting impact on your network and machinery, and increase the lifetime of your equipment. With a single MEGADRIVE-LCI soft starter the sequential starting of several machines, even of different power ratings, is possible, to reduce your investment costs.

Gas turbine starters

Gas turbines often have to be started and run up quickly at short notice. MEGADRIVE-LCI gas turbine starters use the generator as motor and run it up to a speed that is above the ignition speed of the gas turbine. The gas turbine can then accelerate the generator independently to rated speed and synchronize it to the power system.



Drive robustness

The MEGADRIVE-LCI features a robust drive design with well-proven components ensuring high uptime of your systems and processes.

Fuseless design

The high, non-repetitive surge current capability of today's thyristors allows the design of fuseless converters, resulting in less spare parts and higher reliability. In case of a failure, a fast overcurrent protection immediately blocks the thyristor firing and initiates the opening of the main breaker.

Series connection for higher voltage and redundancy

Increasing the voltage by using thyristors in series connection, scales the MEGADRIVE-LCI up to very high powers. In addition, series connection allows the implementation of thyristor redundancy ($n+1$).

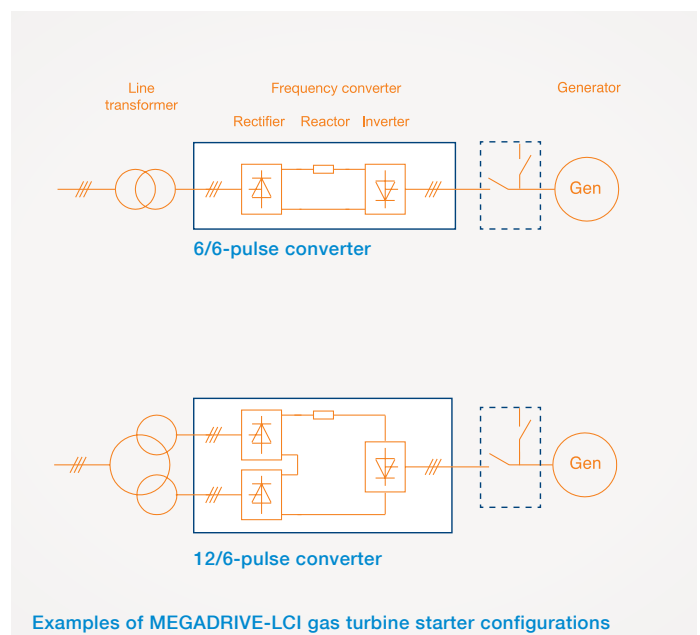
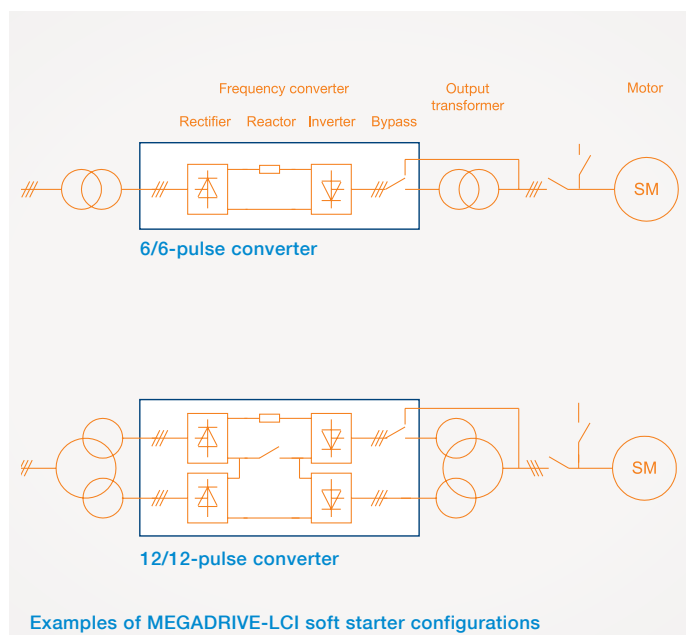


High level of personal and equipment safety

Electric arcs represent a hazard source for people and goods. For systems where large and dangerous arc fault currents can occur,

special attention is required. Therefore, the MEGADRIVE-LCI features an arc resistant design to protect people and equipment and eliminate unnecessary production stops.


The MEGADRIVE-LCI is equipped with SIL (safety integrity level) and PL (performance level) certified functional safety features making your systems even safer and more reliable.



MEGADRIE-LCI

Air-cooled

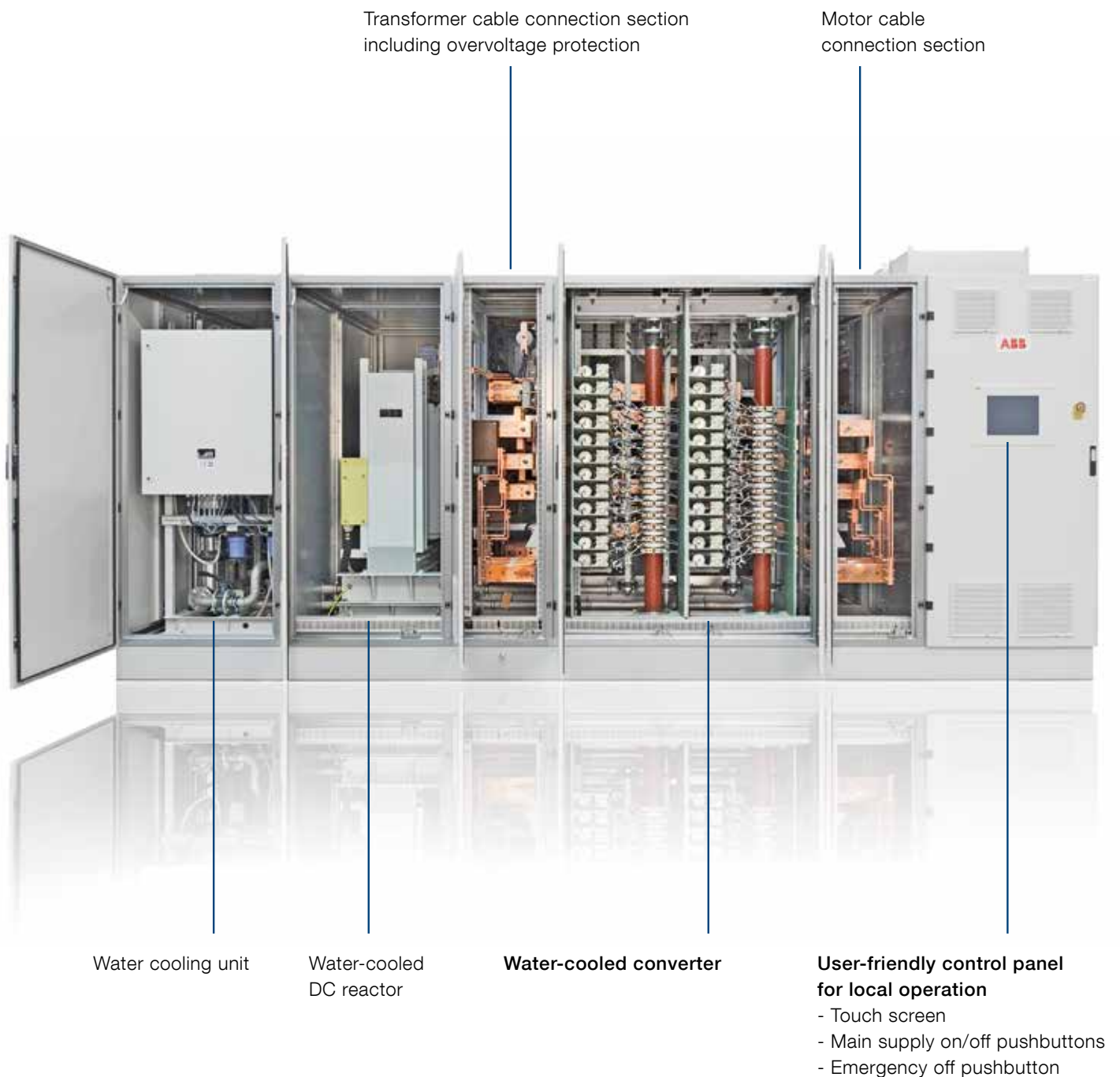
The air-cooled MEGADRIE-LCI is used as soft starter and for driving your applications in the lower power range.



MEGDRIVE-LCI

Water-cooled


Increase efficiency with a water-cooled drive resulting in minimized losses into the equipment room and resistance to dusty and aggressive atmospheres.



Technical data

At a glance

Input	
Input configuration	6-, 12- or 24-pulse thyristor rectifier
Input voltage	Any voltage level can be applied to the appropriate primary side of the MEGADRIVE-LCI input transformer.
Input voltage variation	±10% without derating ±15% with derating (ride-through below -15%)
Input frequency	50/60 Hz
Input frequency variation	±5%
Input power factor	Approx. 0.85 inductive at rated speed/load
Input harmonics	IEC 61000-2-4, IEEE 519, GB/T 14549-93 compliance possible
Auxiliary voltage	380 – 690 VAC 50/60 Hz, 3-phase, ±10%
Control voltage	90 – 300 VDC or 90 – 265 VAC 50/60 Hz, ±10%
Output	
Output power	2000 – 72000 kW (higher on request)
Output voltage	2.1 – 2 x 10 kV
Output frequency	0 – 120 Hz
Motor type	Synchronous
Efficiency of converter	>99%
Mechanical	
Enclosure	Standard: IP30 Optional air-cooled: IP31, IP41 Optional water-cooled: IP31, IP41, IP54
Cable entry	Bottom (optional from top)
Environmental	
Altitude	1000 m.a.s.l. (higher with derating)
Ambient air temperature	+5 – +40 °C (higher with derating)
External cooling water temperature	+2 – +32 °C (lower and higher with derating)
Noise	Water-cooled: ≤75 dB (A) Air-cooled: ≤85 dB (A)
Cooling type	Air, water
Standards	EN, IEC, CE, (optional CSA)



Ratings, types and voltages

MEGADRIVE-LCI drives

Motor data			Converter data			
Nominal rating			Type code	Power kVA	Length mm	Weight kg
kW	hp	A				
Water-cooled, 12/12-pulse						
14000	19040	2350	W1212-211N465	15000	5350	8500
24000	32640	2350	W1212-372N465	26000	6250	10000
36000	48960	2350	W1212-563N465	40000	6450	11500
46000	62560	2350	W1212-714N465	50000	8050	17000
48000	65280	2350	W1212-774N465	53000	10050	19000
55000	74800	2350	W1212-855N465	60000	13850 ¹	22000
64000	87040	2350	W1212-986N465	70000	13850 ¹	23000
72000	97920	2350	W1212-1107N465	80000	13850 ¹	24000
Water-cooled, 12/12-pulse, with n+1 thyristor redundancy						
14000	19040	2350	W1212-212R465	15000	6050	9000
24000	32640	2350	W1212-373R465	26000	6250	11500
36000	48960	2350	W1212-564R465	40000	8050	14500
46000	62560	2350	W1212-715R465	50000	8050	18000
48000	65280	2350	W1212-775R465	53000	10050	20000
55000	74800	2350	W1212-856R465	60000	13850	23000
64000	87040	2350	W1212-987R465	70000	13850	24000
72000	97920	2350	W1212-1108R465	80000	13850	25000
Air-cooled, 12/12-pulse						
9100	12376	1600	A1212-211N465	10000	7250 ²	7000
15800	21488	2000	A1212-302N452	17000	4950	8000
23900	32504	2000	A1212-453N452	26000	6750	11500

Notes:

Indicative information only

LCI depth in back to back configuration: 2250 mm

¹ increased depth to 2450 mm

² no back to back configuration, depth: 1125 mm

Ratings, types and voltages MEGADRIVE-LCI soft starters

Converter data						
Nominal rating			Type code	Power kVA	Length mm	Weight kg
kW	hp	A				
Air-cooled, 6/6-pulse						
4600	6256	1800	A0606-211N465	6000	5250	6000
8700	11832	1800	A0606-372N465	11000	5950	7000
13100	17816	1800	A0606-553N465	17000	5250	9500
16700	22712	2200	A0606-594N452	22000	5250	10500
20500	27880	2200	A0606-715N452	27000	6750	14000
Air-cooled, 12/12-pulse						
9200	12512	1800	A1212-211N465	12000	7450 ²	7000
17400	23664	1800	A1212-372N465	23000	5250	9000
26200	35632	1800	A1212-553N465	34000	6750	12000
33400	45424	2200	A1212-594N452	44000	6750	13000
41000	55760	2200	A1212-715N452	54000	11950	18000
Air-cooled, 12/6-pulse						
6300	8568	1800	A1206-131/1N465	7000	7250 ²	7000
9200	12512	1800	A1206-171/2N465	11000	7650 ²	8500
16000	21760	1800	A1206-332/3N465	18000	5250	10000
17400	23664	1800	A1206-372/4N465	20000	5250	11000
23800	32368	2200	A1206-413/5N452	27000	6750	14000

Ratings, types and voltages MEGADRIVE-LCI gas turbine starters

Converter data						
Nominal rating			Type code	Power kVA	Length mm	Weight kg
kW	hp	A				
Air-cooled, 6/6-pulse						
4500	6120	1600	A0606-211N465	5000	3850	4500
9000	12240	2000	A0606-302N452	10000	4550	7000
11800	16048	2000	A0606-453N452	13000	6250	8500
15500	21080	2000	A0606-604N452	18000	6250	8500
Air-cooled, 12/6-pulse						
5300	7208	1800	A1206-111/1N465	6000	5850	5800
9000	12240	1800	A1206-171/2N452	10000	6250	9000
11800	16048	2000	A1206-232/3N452	13000	7450	10000
15500	21080	2000	A1206-302/4N452	18000	7450	10000

Notes:

Indicative information only

LCI depth in back to back configuration: 2250 mm

¹ increased depth to 2450 mm

² no back to back configuration, depth: 1125 mm

Contact us

For more information contact your local ABB representative or visit:

www.abb.com/drives



We reserve the right to make technical changes or modify the contents of this document without prior notice. ABB Switzerland does not accept any responsibility whatsoever for potential errors or possible lack of information in this document. We reserve all rights in this document and in the subject matter and illustrations contained herein. Any reproduction, disclosure to third parties or utilization of its contents - in whole or in parts - is forbidden without prior written consent of ABB Ltd.