Main catalogue

Terminal blocks **entrelec**®

Power and productivity
for a better world™

Terminal blocks entrelec®

Summary

A - Screw clamp terminal blocks 13

B - Spring terminal blocks 133

C - ADO System® terminal blocks 187

D - Power terminal blocks 271

E - Pluggable terminal blocks, plugs and various connectors 287

F - Other connection technologies 317

G - Distribution terminal blocks 337

H - Terminal blocks for special applications 349

J - Accessories 441

K - Marking 463

Index 525

How to read product pages

*Type of rail mounting on **standard blocks***

Ⓜ4/6...

- **M** — *Universal foot Mounting on DIN1 and DIN3 rails*
- **D** — *Foot for DIN3 rail only*

*Type of rail mounting on **miniblocks***

Ⓓ...4/6

- **DS** — *Foot for DIN3 rail only*
- **DR** — *Foot for DIN2 rail, mini-rail*
- **DB** — *Base mounting with flanges*
- **DH** — *Base mounting with snap in foot*

M④/⑥

- *Rated wire size Ex. : 4 mm²*
- *Spacing Ex. : 6 mm*

Product names

M 4/6...

- The same product name can be used for various types of blocks. Ex. : **M 4/6** name is used for blocks of various colours
- Few rules :
  - M 4/6.**N** : **N**eutral block
  - M 4/6.**P** : Ground block

Spacing of the block

Description of the block

Compatible mounting rails

Compatible end stops

Approvals

Approval ratings (electrical and mechanical specifications) as per IEC 60947-7-1

Additional information

Accessories to be used with this block

Part numbers have to be specified when ordering

Description of compatible accessories (see glossary for accessories on right page)

Part numbers have to be specified when ordering

Compatible markers

160T01005 051019

Standard terminal blocks

Screw clamp

DIN 1 - 3

M 4/6...

Spacing 6 mm + 0,05 (.236")

Standard 6 mm block 1SNA 115 116 R0700

Colour		Type	Part numbers
Standard blocks			
Grey		M 4/6	1SNA 115 116 R0700
Blue		M 4/6.N	1SNA 125 116 R0100
Orange		M 4/6	1SNA 105 002 R2000
Yellow		M 4/6	1SNA 105 116 R1600
Green		M 4/6	1SNA 105 001 R2700
Red		M 4/6	1SNA 105 032 R1500
Black		M 4/6	1SNA 105 031 R1400
White		M 4/6	1SNA 105 051 R2000
Brown		M 4/6	1SNA 105 209 R1400
Purple		M 4/6	1SNA 206 404 R0500
Beige V0		M 4/6.V0	1SNA 195 116 R0000

refer to the section "Special Applications" for part numbers and characteristics.

Test connector : refer to section connectors

End stop	th. 5 mm	BASL	V0	1SNA 399 903 R0200
End stop	th. 10 mm	BAM2	V2	1SNA 206 351 R1800
End stop	th. 10 mm	BAM2 V0	V0	1SNA 206 351 R0000
Rail	35 x 7,5 x 1	PR3,Z2		1SNA 174 300 R1700
Rail	35 x 15 x 2,3	PR4		1SNA 168 500 R1200
Rail	35 x 15 x 1,5	PR5		1SNA 168 700 R2200
Rail	32 x 15 x 1,5	PR1,Z2		1SNA 163 050 R0400

Other end stops, rails and accessories : see section on accessories.

Characteristics

Wire size

		IEC NFC DIN	UL	CSA
Screw / clamp	Solid wire	0,2-4 mm²	24-10 AWG	24-10 AWG
	Stranded wire	0,22-4 mm²	24-10 AWG	24-10 AWG

Voltage

Rated	800 V	600 V	600 V
Pulse	8 kV		
Pollution degree	3		

Current

Rated	32 A	30 A	25 A

Wire size

Rated / Gauge	4 mm² / A4	10 AWG	10 AWG
Wire strip. length	Recomm. Screwdriver	Recomm. torque	Protection
0,5 mm	4 mm	0,5-0,8 Nm	IP 20
.37"	.157"	4.4-7.1 lb.in	NEMA 1

Notes

The use of some accessories may decrease the block's voltage rating. For more information, consult us.

***BJDP1** permits the interconnection with a terminal block series "M" spacing 16 mm.*
***BJDP3** permits the interconnection with a terminal block series "M" spacing 12 mm.*
***BJDP4** permits the interconnection with a terminal block series "D" spacing 8 mm or a terminal block series "M" spacing 6 or 10 mm.*

Accessories

			Type			Part numbers
1	End section	grey	FEM6		th. 2,8 mm	1SNA 118 368 R1800
		blue	FEM6		th. 2,8 mm	1SNA 128 368 R1000
		orange	FEM6		th. 2,8 mm	1SNA 103 126 R1800
		yellow	FEM6		th. 2,8 mm	1SNA 103 062 R2100
		green	FEM6		th. 2,8 mm	1SNA 103 125 R1500
		white	FEM6		th. 2,8 mm	1SNA 103 312 R2000
		beige	FEM6 V0	V0	th. 2,8 mm	1SNA 196 368 R1700
2	End section	grey	FEM61	(3)	th. 3,0 mm	1SNA 114 778 R2300
3	End section	grey	FEM6C	(3)	th. 3,0 mm	1SNA 114 777 R2400
4	Circuit separator	grey	SCM6			1SNA 113 003 R1600
		blue	SCM6			1SNA 123 003 R1200
		beige	SCM6 V0	V0		1SNA 193 003 R1100
5	Separator end section	grey	SCF6		th. 3,0 mm	1SNA 118 707 R0300
		blue	SCF6		th. 3,0 mm	1SNA 128 707 R0500
		beige	SCF6 V0	V0	th. 3,0 mm	1SNA 196 707 R0400
6	Separator end section	grey	SCF61		th. 3,0 mm	1SNA 114 202 R2500
7	Separator end section	grey	SCFM6	(3)	th. 3,0 mm	1SNA 114 825 R0500
8	Separator end section	grey	SCFEX1	(3)	th. 2,4 mm	1SNA 103 619 R0400
9	Separator end section	grey	SCFEX3	(3)	th. 2,4 mm	1SNA 103 620 R0100
10	Separator end section (for cover CPV)	grey beige	SCFCV1-2	(3)	th. 3,0 mm	1SNA 116 795 R1100
			SCFCV1-2 V0	(3)V0	th. 3,0 mm	1SNA 196 795 R1200
11	Protective cover		CPM	(for FEM6C, SCF6V0 and SCFM6)		1SNA 187 312 R1400
12	Protective cover		CPV1-2	(for SCFCV1-2...)		1SNA 176 816 R1200
13	Test socket		AL2	(1)	DIA. 2 mm	1SNA 163 043 R2100
			AL3	(1)	DIA. 3 mm	1SNA 163 261 R0000
14	Test device		DCJ		yellow	1SNA 173 059 R0300
15	Test plug		FC2		DIA. 2 mm	1SNA 007 865 R2600
			FC4		DIA. 4 mm	1SNA 167 860 R0100
16	Assembled jumper bar (without IP20 protection)	32 A	BJM6	(1)	2 poles	1SNA 168 516 R2500
		32 A	BJM6	(1)	3 poles	1SNA 168 517 R2600
		32 A	BJM6	(1)	4 poles	1SNA 168 518 R0700
		32 A	BJM6	(1)	5 poles	1SNA 168 519 R0000
		32 A	BJM6	(1)	10 poles	1SNA 168 973 R0700
17	Assembled jumper bar (with IP20 protection)	32 A	BJM66	(1)	2 poles	1SNA 176 663 R0000
		32 A	BJM66	(1)	3 poles	1SNA 176 664 R0100
		32 A	BJM66	(1)	4 poles	1SNA 176 665 R0200
		32 A	BJM66	(1)	5 poles	1SNA 176 666 R0300
		32 A	BJM66	(1)	10 poles	1SNA 176 667 R0400
18	Jumper bar not assembled Post + screw + washer Post + screw + washer IP 20	32 A	BJS6	(1)	20 poles	1SNA 174 784 R2000
			EV6			1SNA 168 604 R1600
			EV6 I			1SNA 206 394 R0200
19	Connector plate	35 A	EL6			1SNA 173 627 R2100
20	Screwless jumper bar orange IP 20	32 A	BJE6.2	(4)	2 poles	1SNA 299 694 R0400
		32 A	BJE6.3	(4)	3 poles	1SNA 299 695 R0500
		32 A	BJE6.4	(4)	4 poles	1SNA 299 696 R0600
		32 A	BJE6.5	(4)	5 poles	1SNA 299 697 R0700
		32 A	BJE6.10	(4)	10 poles	1SNA 299 702 R1400
21	Jumper		BJB			1SNA 199 466 R2300
22	Pivoting jumper bar	35 A	BJP6	(1)		1SNA 174 413 R1400
23	Alternated jumper bar	35 A	BJA6	(1)	10 poles	1SNA 116 541 R1200
24	Universal jumper bar	50 A	BJDP1	(1)(2) spacing 6 <-> spacing 16		1SNA 179 623 R0300
		70 A	BJDP3	(1)(2) spacing 6 <-> spacing 12		1SNA 179 625 R0500
		50 A	BJDP4	(1)(2) spacing 6 <-> spacing 8 or 10		1SNA 174 781 R2500
25	Comb-type jumper bar	35 A	PC6	(4)	2 poles	1SNA 113 546 R1400
		35 A	PC6	(4)	10 poles	1SNA 113 548 R2600
	Insulating tip		EP			1SNA 113 550 R2400
26	Shield connector		CBM5		th. 0,5 mm	1SNA 178 745 R1400
			CBM8		th. 0,8 mm	1SNA 178 746 R1500
27	Protection label		EP6		4 blocks	1SNA 163 427 R1700
	Screw for protection label		VSP6			1SNA 163 433 R1500
28	Protection label		EPU6			1SNA 107 038 R2500
29	IDC jumper		AD2,5			1SNA 114 205 R2000

R See section on markers — marking method

Note : (1) A circuit separator SC may be required with the use of these accessories. (2) See "Notes". (3) End sections and separators snapped on rails. (4) See section : "Accessories" for other configurations of poles.

20

Glossary for accessories

Product names (cont.)

M 4/6...

- High density blocks :
  - M 4/6.**D2** : Two level blocks (levels are independant)
  - M 4/6.**D1** : Two level blocks (levels are interconnected)
  - **D** 4/6.**T3** : 3 level blocks (3 independant levels)
  - **D** 4/6.**T1** : all 3 levels are interconnected
- Switch blocks :
  - M 4/6.**S...** : Switch blocks
  - M 4/6.**SNB...** : Blade switch blocks
  - M 4/6.**SB...** : Plug type switch blocks
  - M 4/6.**ST...** : Test and measurement switch blocks

Product names (cont.)

M 4/8...

- Fuse blocks :
  - M 4/8.**SF...** : Switch fuse blocks
  - M 4/8.**SFD** : With LED fusion indicator
  - M 4/8.**SFL** : With neon lamp indicator
  - M 4/8.**SF...T** : With test socket screws
  - M 4/8.**SN** : With neutral bar in place on fuse (neutral switching)

Product names (cont.)

- Spring clamp terminal blocks

D 4/6.2L	Feed-through blocks : 2 spring clamps
D 4/6.3L	Feed-through blocks : 3 spring clamps
D 4/6.4L	Feed-through blocks : 4 spring clamps
D 4/6.2L.2L	Terminal block with 4 spring clamps on 2 separate circuits

HOW TO READ CARTON LABELS



LEGEND FOR CARTON LABEL

1	15 digits part number	10	Recommended torque
2	Description	11	Rated voltage/current
3	Matrix Code	12	Rated wire size
4	9 digits part number	13	Approvals
5	Bar code	14	RoHS
6	Quantity	15	Batch number
7	Profile of the product	16	Origine country
8	Wire stripping length	17	Manufacturing date code
9	Recommended screwdriver		

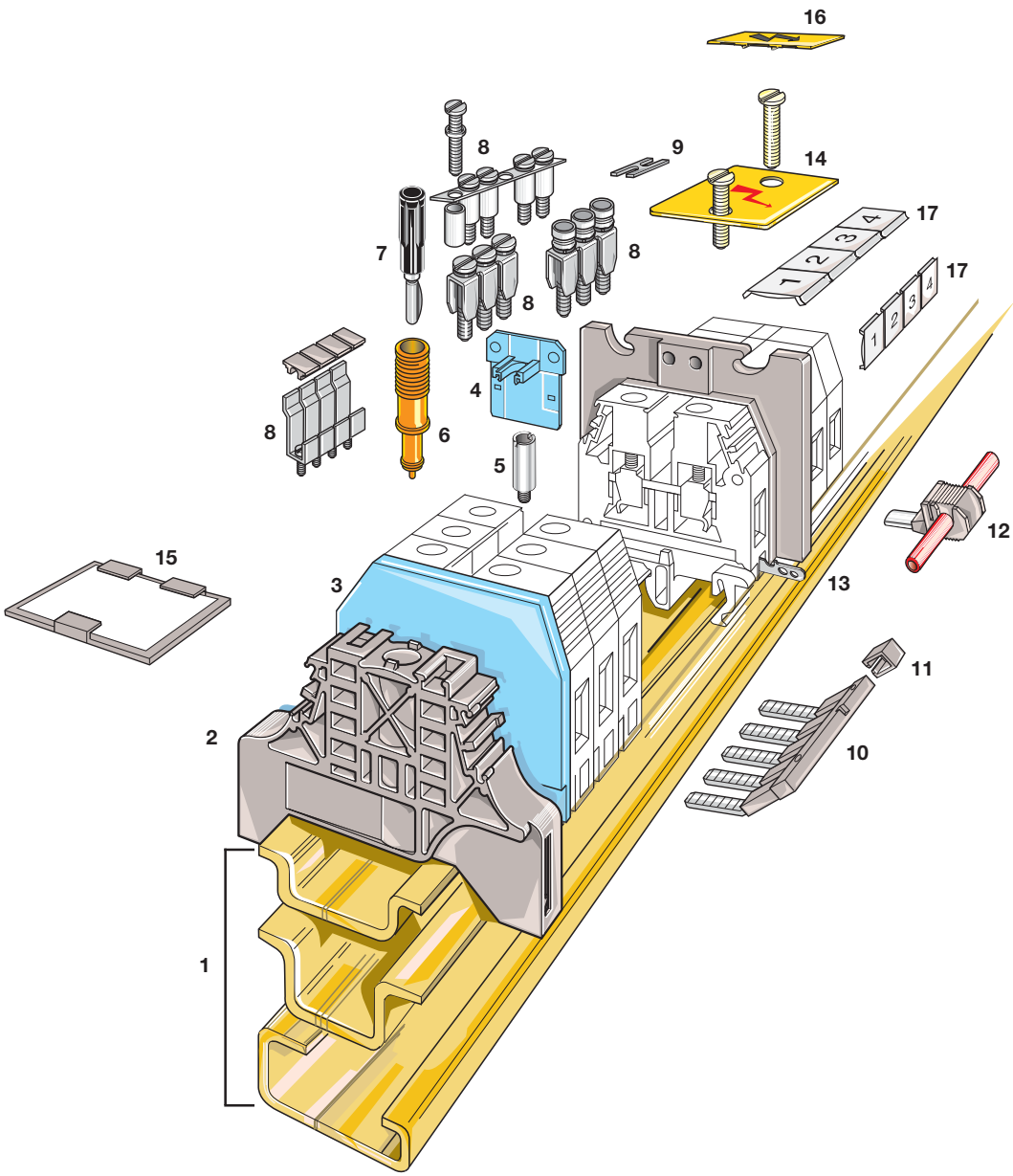

1	Rail	**PR**	**10**	Comb type jumper bar	**PC**
2	End stop	**BA**	**11**	Insulating comb tip	**EIP**
3	End section	**FE**	**12**	IDC jumper	**AD**
4	Circuit separator	**SC**	**13**	Shield connector	**CB**
5	Test socket	**AL**	**14**	Protection label	**EP**
6	Test device	**DC**	**15**	Marker-holder for end stop	**PEB**
7	Test plug	**FC**	**16**	Single pole protection label	**EPU**
8	Jumper bar	**BJ**	**17**	Markers	**RC**
9	Connector plate	**EL**			

Terminal blocks

Screw clamp connection

Page 16 to 43



Feed-through terminal blocks : standard, double screw clamp, double deck, triple deck

Page 44 to 49

Three level sensor terminal blocks

Page 50 to57



Terminal blocks for distribution boxes : double deck + protection

Page 58 to 60

Interruptible terminal blocks for neutral circuit

Page 61 to 66

Ground terminal blocks : electrically connected to the mounting rail, ground + neutral PEN type

Page 68 to 85



Heavy duty switch terminal blocks : with blades, double deck, with pull levers, with plug, with push-turn knob 1/4 turn

Page 86 to 93



Terminal blocks for metering / test circuits, ESSAILEC® blocks

Page 94 to 110

Fuse holder terminal blocks : 5x20 and 5x25 mm, 6,35x25,4 and 6,35x32 mm, 6,35x32 mm, 8,5x31,5 mm, 10,3x38 mm, 14x51 mm, 21x57 mm, 27x60 mm and 22x58 mm, DO1 and DO2

Page 111 to 114



Safety connection terminal blocks

Page 115 to 121



Component holder terminal blocks

Thermocouple terminal blocks

Page 122 to 130

Miniblocks : mounted on DIN 1, DIN 2 and DIN 3 rail, ground block, switch, fuse-holder, quick connect, soldered, wire wrapping, base mounted

Terminal blocks

Spring clamp connection

Page 136 to 150

Feed-through terminal blocks : standard, double, triple and four deck, angled

Page 151 to 152

Terminal blocks for sensors / actuators

Page 153 to 160

Terminal blocks for distribution boxes

Page 161 to 163

Double deck terminal blocks for distribution boxes, LNTP range : feed-through, neutral + ground

Page 164 to 167

Terminal blocks for neutral conductor : switch, feed-through

Page 168 to 171



Ground terminal blocks : electrically connected to the mounting rail

Page 172 to 174

Heavy duty switch terminal blocks : with blades, with plugs

Page 175 to 176



Switch terminal blocks for 5x20 and 5x25 mm fuses

Page 177 to 179

Component holder terminal blocks

Page 180 to 185

Miniblocks : spring connection, double spring connection, mounting on DIN3, DIN2, base mounting with flanges, snap in mounting foot

Ground miniblocks : double spring connection, mounting on DIN2

Page 183

Terminal blocks

ADO System®

Page 190 to 201



ADO - Screw clamp feed-through terminal blocks : standard, double deck

Page 202

ADO - Screw clamp terminal blocks for neutral circuits

Page 203

ADO - Screw clamp ground terminal blocks : electrically connected to the mounting rail

Page 204 to 209

ADO - Screw clamp heavy duty switch terminal blocks with blades, with plugs

Page 210 to 216

ADO - Screw clamp heavy duty switch terminal blocks for fuses : AUTO, 5x20 and 5x25 mm

Page 217

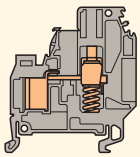

ADO - Screw clamp with safety connection

Page 218 to 228

ADO - Screw clamp miniblocks : mounting on DIN3, DIN2, base mounting with flanges, snap in mounting foot

Page 221 and 224

ADO - Screw clamp ground miniblocks : mounting on DIN3, DIN2

Page 230 to 239



ADO - ADO feed-through terminal blocks : standard, double deck

Page 240 to 242



ADO - Terminal blocks for sensors/actuators

Page 243 and 244

ADO - ADO terminal blocks for neutral circuits

Page 246

ADO - ADO ground terminal blocks : electrically connected to the mounting rail

Terminal blocks

ADO System®

Page 246 to 251



ADO - ADO heavy duty switch terminal blocks with blades, with plugs

Page 252 to 256

ADO - ADO heavy duty switch terminal blocks for fuses : AUTO, 5x20 and 5x25 mm

Page 257

ADO - ADO component holder terminal blocks

Page 258 to 268

ADO - ADO miniblocks : mounting on DIN3, DIN2, base mounting with flanges, snap in mounting foot

Page 261 and 264

ADO - ADO ground miniblocks : mounting on DIN3, DIN2, base mounting with flanges, snap in mounting foot

Page 269

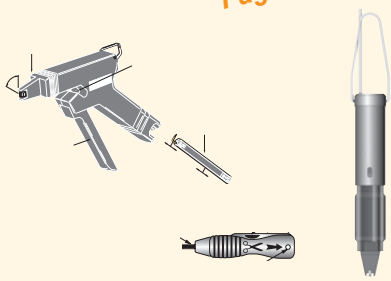

ADO tools presentation

Power terminal blocks

Page 274 to 276

Terminal blocks DIN 3 with bistable foot and base mounting : with 2 studs

Page 277 to 279



Terminal blocks DIN 3 with bistable foot and base mounting : with 1 stud and 1 wire clamp

Page 280 to 281

Terminal blocks type I : with 1 stud

Page 281 to 283

Terminal blocks type I : with 2 studs

Page 283 to 285

Terminal blocks type I : with 1 stud and 1 wire clamp

Pluggable terminal blocks and compatible plugs

Page 288 to 295

Screw clamp - pluggable terminal blocks : feed-through, switch with blade, fuse holder

Page 296 to 298



ADO - pluggable feed-through terminal blocks

Page 299 to 306

Male and female plugs compatible with ADO - pluggable terminal blocks

Terminal blocks assembly connectors

Page 307 to 314



Terminal blocks : other connection technologies

Quick-connect

Page 318 to 327

Feed-through terminal blocks : screw clamp to quick-connect, quick-connect to quick-connect, double deck

Wire lug connection

Page 328 to 334

Terminal blocks : feed-through, switch, on DIN1 and/or DIN3 rails

Distribution terminal blocks

Page 338 to 347



Ground terminal blocks, shield terminal for collector bar, bars with base for ground wire, phases and ground terminal block assemblies, single pole, three pole, four pole distribution blocks

Terminal blocks for special applications

ATEX blocks for explosive atmospheres

Page 352 to 376



Terminal blocks : screw clamp blocks and miniblocks, power blocks, spring clamp blocks and miniblocks, ADO System® blocks and miniblocks

Through panel mounting terminal blocks

Page 436 to 439



Terminal blocks : screw clamp to tabs, screw clamp to tabs with test socket, tabs to tabs

Terminal blocks for special applications (cont.)

Railway applications

Page 380 to 388

Terminal blocks with vertical and / or longitudinal quick-connect tabs

Page 389 to 393

Terminal blocks : fuse or component holders with tabs

Page 394 to 405

Terminal blocks with 1 or 2 stud terminals

Page 406

Terminal blocks with push-turn knob

Page 408 to 414

ADO System® terminal blocks

Page 415 to 428

ADO - pluggable terminal blocks and compatible male and female plugs

Page 429 to 431

Screw clamp terminal blocks for reinforced rail : feed-through, switch with blade

Accessories

Page 442 to 443

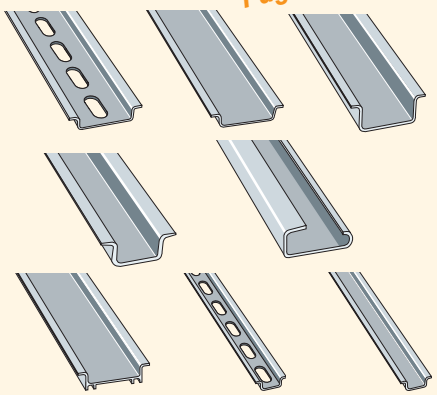

Symmetrical or asymmetrical mounting rails

Page 444 to 446

End stops

Page 447 to 448



Circuit separators and separator end sections

Page 449 to 451

Screw jumper bars

Page 452 to 453

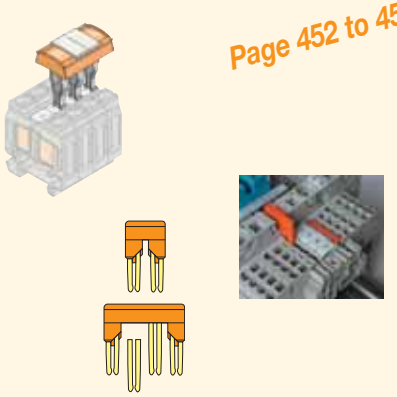

Screwless jumper bars

Page 454 to 455

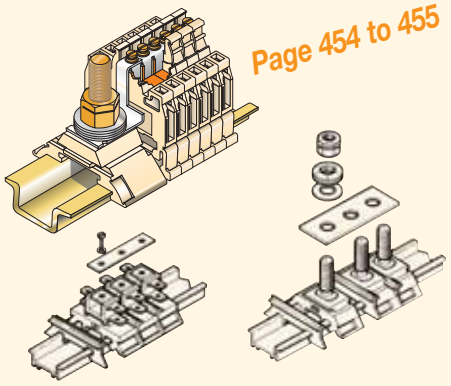

Jumper bars for railway applications

Page 456 to 457

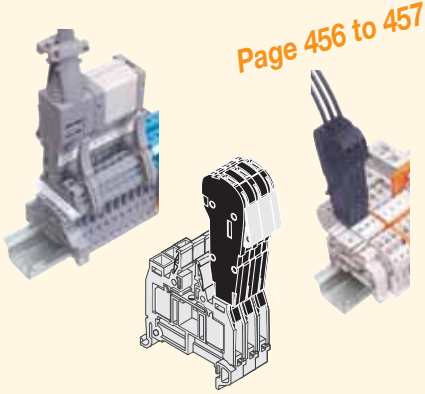

Test connectors

Page 458



Test devices

Page 460

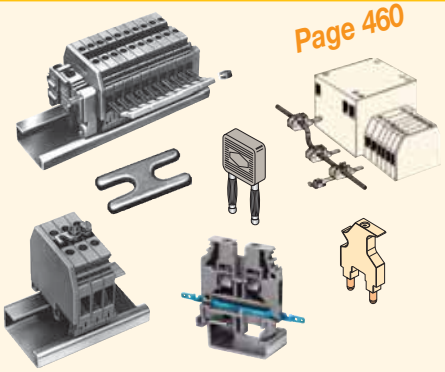

Other accessories : comb-type jumper bar, IDC jumper, connector plate, pivoting jumper bar, short-circuiting plug, shield connector

Page 461

Tools : screwdriver, crimping tool extraction tool

Marking

Page 466 to 472

AMS 500 marking system computer assisted
HTP500 thermal transfer printer

Page 473



Partial shrinking machine for marking labels on wire

Page 474 to 477



TRASP Markers for wires and cables

Page 478 to 503



Marker cards for horizontal or vertical terminal block assembly or for top marking

Page 504 to 505

Markers for terminal blocks from other manufacturers

Page 507 to 518



Other markers : pivoting card marking, top marking strip, marker holder, marker holder for power terminal blocks, for end stop, engraving plate

Page 509 and 515

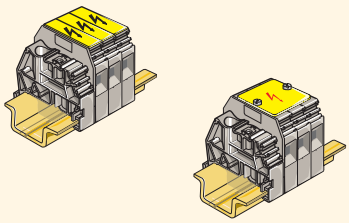

Protective label

Page 519 to 523

Labels and plates for equipment

Terminal blocks

A - Screw clamp connection

Summary

1. Feed-through terminal blocks

Standard terminal blocks 16
Single pole multiclamp terminal blocks 20
Double deck terminal blocks 34
Triple deck terminal blocks 41

2. Three level sensor terminal blocks 44

3. Terminal blocks for distribution boxes 50

4. Interruptible terminal blocks for neutral circuit 58

5. Ground terminal blocks

Electrically connected to the mounting rail 61
Ground + neutral terminal blocks PE.N type 65

6. Heavy duty switch terminal blocks

Screw clamp with blades 68
Double screw clamp with blades 70
Double deck with blades 71
Double switch with pull levers 72
Screw clamp with removable plug 75
Screw clamp with plug and AUTO fuse 77
Screw clamp with push-turn knob (1/4 turn) 84

7. Terminal blocks for metering/test circuits, ESSAILEC® terminal blocks 86

8. Fuse holder terminal blocks

For 5 x 20 and/or 5 x 25 mm fuses 94
For 5 x 20 and/or 5 x 25 mm fuses - Double deck 97
For 5 x 20 and/or 5 x 25 mm fuses - Double deck with protection 99
For 6,35 x 25,4 and/or 6,35 x 32 mm fuses 102
With neutral cartridge 103
For 8,5 x 31,5 mm fuses 107
For 10,3 x 38 mm fuses 108
For 10,3 x 38 mm and DO1 - DO2 fuses 110

9. Safety connection screw clamp terminal blocks 111

10. Component holder terminal blocks 115

11. Miniblocks

Screw clamp for DIN1-3 rail 122
Screw clamp for DIN2 rail 123
Screw clamp base mount 126
Screw clamp switch miniblock for DIN2 rail 127
Screw clamp fuse holder miniblock for DIN2 rail 128
Screw clamp - quick connect miniblock for DIN2 rail 129
Quick connect - quick connect miniblock for DIN2 rail 130

SCREW CLAMP TERMINAL BLOCKS

TECHNICAL SPECIFICATIONS

Labelling

Blocks can be identified using **pre-printed or made-to-measure markers**, in the form of tapes, which can be put into place both easily and rapidly.
Marking ink resists chemical (solvents, corrosives) and **mechanical** (abrasion, friction) attack.

Multi-function channels

With the **central multifunction channel**, **test plugs and jumper bars** (with screw or screw-less) and alternated jumper bars and labelling systems can be put in place.

Terminal bars

The **copper alloy** terminal bar provides maximum **mechanical resistance** and **high electrical conductivity.**

Alignment

Blocks are positioned side-by-side for an **aesthetic and functional** final set-up that only requires one type of flange.
The blocks are slightly asymmetrical to avoid any mistakes when fitting.

The ABB screw clamp

Clamps are made from hardened steel and are anti-corrosion treated. They combine strength and resistance to external attack (high resistance to saline mists) and comply with the IEC 68.2.34 standards.



Insertion point for guiding the conductor to the clamp.

Flap under the clamp to prevent the conductor from being pushed underneath the clamp by mistake.

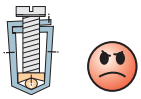

Traditional system :
Two metal elements that tend to shear off the screw whenever pressure is increased.

Anti-release system :
Distortion is limited to create a controlled locking-screw effect.
The screw is locked in total safety:
No re-tightening is required.

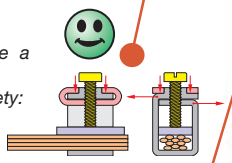

Multi-rail pin

Locking pin

- Simple and rapid to use for locking up to ten blocks in position at a time (1).
- Improved storage (2).
- Does not prevent individual blocks from being removed (3).
- Eliminates any risk of mistake during assembly.

Insulating material

Insulating material is in polyamide and contains no asbestos, cadmium, phosphor or halogen elements.
Manufactured to the **highest standards** (thermal resistance from –40 to +110°C) and with its **self-extinguishing** capacities it **complies with European directives (incandescent wire resistance in compliance with IEC standard 06095.2.11).**
Also available in a wide variety of colours.

1

2

3

SCREW CLAMP CONNECTION TECHNOLOGY

entrelec® Terminal Blocks has over 50 years' experience in screw clamp connections. A standard system produced in billions of models, this technology can be found on a very wide range of products.

Safety

The connection's reliability and long life are ensured by :
- The excellent contact pressure provided by the steel clamp.
- High resistance to corrosion offered by dichromate zinc surface treatment.
- Any conductor creep compensated by the resilience of the clamp.
- High resistance to thread destruction, as the threads are approximately 30% longer than on traditional clamps.

Principle

The conductor is pressed against a copper conductor strip by screw/clamp system that creates an extremely high contact pressure.

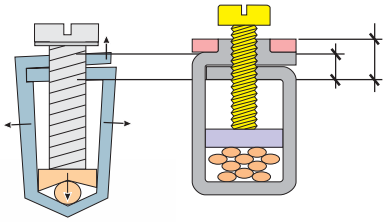



ABB clamp

Clamps are made from hardened steel and are anti-corrosion treated.
They combine strength and resistance to external attack (high resistance to saline mists) and comply with IEC 68.2.34 standards.

A flap prevents conductors from being inserted beneath the clamp by accident.
Connections comply with IEC standard 68.2.34.

Vibration:	- 20 - 20 000 Hz
	- 0.005 g^2 / Hz (3.2g RMS)
	- Duration 5h / phase
Temperature:	- Cycles from -25°C to 70°C
	- Variation 6°C / min

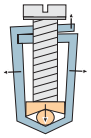

Traditional system :
Two metal elements that tend to shear off the screw whenever pressure is increased.

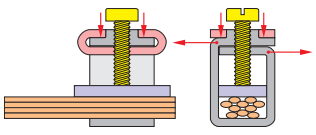

Anti-release system :
Distortion is limited to create a controlled locking-screw effect.
The screw is locked in total safety:
No re-tightening is required.

Simplicity

Screw connections are used on all types of products and are recognised by all users.
They can also be used for connecting flexible conductors of up to 240 mm^2 without ferrules.

Standard terminal blocks

Screw clamp

DIN 1 - 3

refer to the section "Special Applications" for part numbers and characteristics.

Test connector : refer to section connectors

End stop		th. 9 mm	**BADL**	1SNA **399 903** R02**00**
End stop		th. 10 mm	**BAM2**	1SNA **206 351** R16**00**
End stop		th. 10 mm	**BAR**	1SNA **164 338** R06**00**
Rail		35 x 7,5 x 1	**PR3.Z2**	1SNA **174 300** R17**00**
Rail		35 x 15 x 2,3	**PR4**	1SNA **168 500** R12**00**
Rail		35 x 15 x 1,5	**PR5**	1SNA **168 700** R22**00**
Rail		32 x 15 x 1,5	**PR1.Z2**	1SNA **163 050** R04**00**

Other end stops, rails and accessories : see section on accessories.

Characteristics

Connecting capacity		IEC NFC DIN	UL	CSA
Screw clamp	Rigid	0,2-4 mm²	22-12 AWG	22-12 AWG
	Flexible	0,22-2,5 mm²	22-12 AWG	22-12 AWG

Voltage			
Rated	1000 V	600 V	600 V
Impulse withstand	8 kV		
Pollution degree	3		

Current			
Rated	24 A	30 A	25 A

Cross section			
Rated / Gauge	2,5 mm² / A3	12 AWG	12 AWG

Wire strip. length	Recomm. Screwdriver	Recomm. torque	Protection
10 mm	3,5 mm	0,4-0,6 Nm	IP 20
.39"	*.137"*	*3.5-5.3 lb.in*	*NEMA 1*

Notes

The use of some accessories may decrease the block's voltage rating. For more information, consult us.

MA 2,5/5...

Spacing 5 mm + 0,08 (.200")

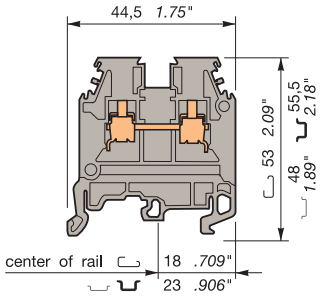

Standard 5 mm block. 1SNA **115 486** R03**00**

Colour		Type	Part numbers
Standard blocks			
Grey		**MA 2,5/5**	1SNA **115 486** R03**00**
Blue		**MA 2,5/5.N**	1SNA **125 486** R05**00**
Yellow		**MA 2,5/5**	1SNA **105 486** R12**00**
Red		**MA 2,5/5**	1SNA **400 184** R27**00**
Black		**MA 2,5/5**	1SNA **105 077** R22**00**
White		**MA 2,5/5**	1SNA **105 052** R21**00**
Orange		**MA 2,5/5**	1SNA **105 075** R20**00**
Beige		**MA 2,5/5**	1SNA **195 486** R04**00**

Accessories

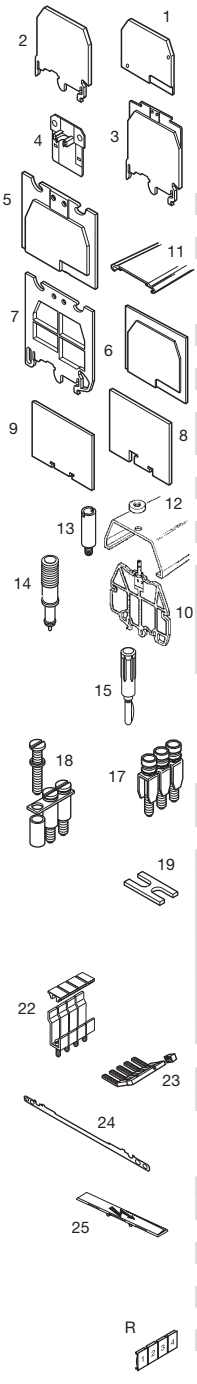

			Type			Part numbers
1	End section	grey	FEM6		th. 2,8 mm	1SNA **118 368** R16**00**
		blue	FEM6		th. 2,8 mm	1SNA **128 368** R10**00**
		orange	FEM6		th. 2,8 mm	1SNA **103 126** R16**00**
		yellow	FEM6		th. 2,8 mm	1SNA **103 062** R21**00**
		green	FEM6		th. 2,8 mm	1SNA **103 125** R15**00**
		white	FEM6		th. 2,8 mm	1SNA **103 312** R20**00**
		beige	FEM6		th. 2,8 mm	1SNA **198 368** R17**00**
		black	FEM6		th. 2,8 mm	1SNA **107 005** R25**00**
2	End section	grey	FEM61	(2)	th. 3,0 mm	1SNA **114 776** R23**00**
3	End section	grey	FEM6C	(2)	th. 3,0 mm	1SNA **114 777** R24**00**
4	Circuit separator	grey	SCMA5			1SNA **116 728** R25**00**
5	Separator end section	grey	SCF6		th. 3,0 mm	1SNA **118 707** R03**00**
		blue	SCF6		th. 3,0 mm	1SNA **128 707** R05**00**
		beige	SCF6		th. 3,0 mm	1SNA **198 707** R04**00**
6	Separator end section	grey	SCF61		th. 3,0 mm	1SNA **114 202** R25**00**
7	Separator end section	grey	SCFM6	(2)	th. 3,0 mm	1SNA **114 825** R05**00**
8	Separator end section	grey	SCFEX1	(2)	th. 2,4 mm	1SNA **103 619** R04**00**
9	Separator end section	grey	SCFEX3	(2)	th. 2,4 mm	1SNA **103 620** R01**00**
10	Separator end section	grey	SCFCV1-2	(2)	th. 3,0 mm	1SNA **116 795** R11**00**
	(for cover CPV)	beige	SCFCV1-2	(2)	th. 3,0 mm	1SNA **196 795** R12**00**
11	Protective cover		CPM	(for FEM6C, SCF6 and SCFM6)		1SNA **187 312** R14**00**
12	Protective cover		CPV1-2	(for SCFCV1-2...)		1SNA **176 816** R12**00**
13	Test socket		AL2	(1)	DIA. 2 mm	1SNA **163 046** R24**00**
14	Test device		DCB		blue	1SNA **105 028** R21**00**
15	Test plug		FC2		DIA. 2 mm	1SNA **007 865** R26**00**
17	Assembled	24 A	BJMI5	(1)	2 poles	1SNA **176 278** R16**00**
	jumper bar	24 A	BJMI5	(1)	3 poles	1SNA **176 279** R17**00**
	(with IP20 protection)	24 A	BJMI5	(1)	4 poles	1SNA **176 280** R05**00**
		24 A	BJMI5	(1)	5 poles	1SNA **176 281** R22**00**
		24 A	BJMI5	(1)	10 poles	1SNA **176 282** R23**00**
18	Jumper bar not assembled	24 A	BJS5	(1)	20 poles	1SNA **177 652** R06**00**
	Post + screw + washer		EV5			1SNA **168 629** R16**00**
19	Connector plate		EL6			1SNA **173 627** R21**00**
22	Alternated jumper bar	24 A	BJA5		10 poles	1SNA **205 021** R26**00**
		24 A	BJA5.30		30 poles	1SNA **205 197** R24**00**
23	Comb-type jumper bar	30 A	PC5		2 poles	1SNA **113 542** R10**00**
		30 A	PC5		10 poles	1SNA **113 544** R12**00**
	Insulating tip		EIP			1SNA **113 550** R24**00**
24	Shield connector		CBM5		th. 0,5 mm	1SNA **178 745** R14**00**
			CBM8		th. 0,8 mm	1SNA **178 746** R15**00**
25	Protection label		EPU5			1SNA **107 033** R10**00**
R	See section on markers marking method		RC55 - RC510 sides of blocks and RC 510 only top of blocks			

Note : (1) A circuit separator SC may be required with the use of these accessories.
(2) End section and circuit separator snapped on rails.

MA 2,5/5.1...

Spacing 5 mm + 0,08 *(.200")*

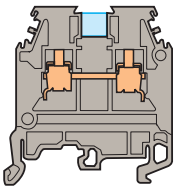

Grey ☐ **MA 2,5/5.1** 1SNA **115 485** R**02**00
Blue ☐ **MA 2,5/5.1.N** 1SNA **125 485** R**04**00

MA 2,5/5 blocks with partition.

MA 2,5/5.2

Spacing 5 mm + 0,08 *(.200")*

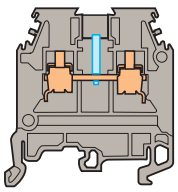

Grey ☐ 1SNA **115 492** R**01**00

MA 2,5/5.1 equipped with a test socket DIA. 2 mm/.079"

Type			Part numbers	Part numbers
FEM6		th.2,8 mm	1SNA **118 368** R**16**00	1SNA **118 368** R**16**00
FEM6		th.2,8 mm	1SNA **128 368** R**10**00	1SNA **128 368** R**10**00
FEM6		th.2,8 mm	1SNA **103 126** R**16**00	1SNA **103 126** R**16**00
FEM6		th.2,8 mm	1SNA **103 062** R**21**00	1SNA **103 062** R**21**00
FEM6		th.2,8 mm	1SNA **103 125** R**15**00	1SNA **103 125** R**15**00
FEM6		th.2,8 mm	1SNA **103 312** R**20**00	1SNA **103 312** R**20**00
FEM6		th.2,8 mm	1SNA **198 368** R**17**00	1SNA **198 368** R**17**00
FEM6		th.2,8 mm	1SNA **107 005** R**25**00	1SNA **107 005** R**25**00
FEM61	(2)	th.3,0 mm	1SNA **114 776** R**23**00	(2) 1SNA **114 776** R**23**00
FEM6C	(2)	th.3,0 mm	1SNA **114 777** R**24**00	(2) 1SNA **114 777** R**24**00
SCF6		th.3,0 mm	1SNA **118 707** R**03**00	1SNA **118 707** R**03**00
SCF6		th.3,0 mm	1SNA **128 707** R**05**00	1SNA **128 707** R**05**00
SCF6		th.3,0 mm	1SNA **198 707** R**04**00	1SNA **198 707** R**04**00
SCF61		th.3,0 mm	1SNA **114 202** R**25**00	1SNA **114 202** R**25**00
SCFM6	(2)	th.3,0 mm	1SNA **114 825** R**05**00	(2) 1SNA **114 825** R**05**00
SCFEX1	(2) ⊏⊐	th.2,4 mm	1SNA **103 619** R**04**00	(2) 1SNA **103 619** R**04**00
SCFEX3	(2) ⊔	th.2,4 mm	1SNA **103 620** R**01**00	(2) 1SNA **103 620** R**01**00
SCFCV1-2	(2)	th.3,0 mm	1SNA **116 795** R**11**00	(2) 1SNA **116 795** R**11**00
SCFCV1-2	(2)	th.3,0 mm	1SNA **196 795** R**12**00	(2) 1SNA **196 795** R**12**00
CPM (for FEM6C, SCF6 and SCFM6)			1SNA **187 312** R**14**00	1SNA **187 312** R**14**00
CPV1-2 (for SCFCV1-2...)			1SNA **176 816** R**12**00	1SNA **176 816** R**12**00
AL2		DIA. 2 mm	1SNA **163 046** R**24**00	
DCB		blue	1SNA **105 028** R**21**00	1SNA **105 028** R**21**00
FC2		DIA. 2 mm	1SNA **007 865** R**26**00	1SNA **007 865** R**26**00
BJMI5	(3)	2 poles	1SNA **176 278** R**16**00	
BJMI5	(3)	3 poles	1SNA **176 279** R**17**00	
BJMI5	(3)	4 poles	1SNA **176 280** R**05**00	
BJMI5	(3)	5 poles	1SNA **176 281** R**22**00	
BJMI5	(3)	10 poles	1SNA **176 282** R**23**00	
BJS5	(3)	20 poles	1SNA **177 652** R**06**00	
EV5			1SNA **168 629** R**16**00	
EL6			1SNA **173 627** R**21**00	
BJA5		10 poles	1SNA **205 021** R**26**00	
BJA5.30		30 poles	1SNA **205 197** R**24**00	
PC5		2 poles	1SNA **113 542** R**10**00	1SNA **113 542** R**10**00
PC5		10 poles	1SNA **113 544** R**12**00	1SNA **113 544** R**12**00
EIP			1SNA **113 550** R**24**00	1SNA **113 550** R**24**00
CBM5		th.0,5 mm	1SNA **178 745** R**14**00	1SNA **178 745** R**14**00
CBM8		th.0,8 mm	1SNA **178 746** R**15**00	1SNA **178 746** R**15**00
EPU5			1SNA **107 033** R**10**00	1SNA **107 033** R**10**00
RC55 - RC510 sides of blocks and RC510 only top of block				RC55 - RC510

Note : (1) A circuit separator SC may be required with the use of these accessories. (2) End sections and circuit separators snapped on rails.
(3) Use of these accessories requires the user to cut out the partition.

Standard terminal blocks

Screw clamp

DIN 1 - 3

refer to the section "Special Applications" for part numbers and characteristics.

Test connector : refer to section connectors

End stop		th. 9 mm	**BADL**	1SNA **399 903** R0200
End stop		th. 10 mm	**BAM2**	1SNA **206 351** R1600
End stop		th. 10 mm	**BAR**	1SNA **164 338** R0600
Rail		35 x 7,5 x 1	**PR3.Z2**	1SNA **174 300** R1700
Rail		35 x 15 x 2,3	**PR4**	1SNA **168 500** R1200
Rail		35 x 15 x 1,5	**PR5**	1SNA **168 700** R2200
Rail		32 x 15 x 1,5	**PR1.Z2**	1SNA **163 050** R0400

Other end stops, rails and accessories : see section on accessories.

Characteristics

Wire size

		IEC NFC DIN	UL	CSA
Screw clamp	Rigid	0,2-4 mm²	24-10 AWG	24-10 AWG
	Flexible	0,22-4 mm²	24-10 AWG	24-10 AWG

Voltage

Rated	1000 V	600 V	600 V
Impulse withstand	8 kV		
Pollution degree	3		

Current

Rated	32 A	30 A	30 A

Wire size

Rated / Gauge	4 mm² / A4	10 AWG	10 AWG

Wire strip. length	Recomm. Screwdriver	Recomm. torque	Protection
9,5 mm	4 mm	0,5-0,8 Nm	IP 20
.37"	.157"	4.4-7.1 lb.in.	NEMA 1

Notes

The use of some accessories may decrease the block's voltage rating. For more information, consult us.

BJDP1 *permits the interconnection with a terminal block series "M" spacing 16 mm.*
BJDP3 *permits the interconnection with a terminal block series "M" spacing 12 mm.*
BJDP4 *permits the interconnection with a terminal block series "D" spacing 8 mm or a terminal block series "M" spacing 8 or 10 mm.*

M 4/6...

Spacing 6 mm + 0,05 *(.238")*

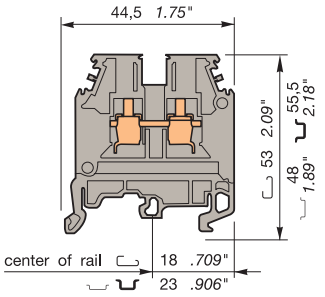

Standard 6 mm block 1SNA **115 116** R0700

Colour		Type	Part numbers
Standard blocks			
Grey		**M 4/6**	1SNA **115 116** R0700
Blue		**M 4/6.N**	1SNA **125 116** R0100
Orange		**M 4/6**	1SNA **105 002** R2000
Yellow		**M 4/6**	1SNA **105 116** R1600
Green		**M 4/6**	1SNA **105 001** R2700
Red		**M 4/6**	1SNA **105 032** R1500
Black		**M 4/6**	1SNA **105 031** R1400
White		**M 4/6**	1SNA **105 051** R2000
Brown		**M 4/6**	1SNA **105 209** R1400
Purple		**M 4/6**	1SNA **206 404** R0500
Beige		**M 4/6**	1SNA **195 116** R0000

Accessories

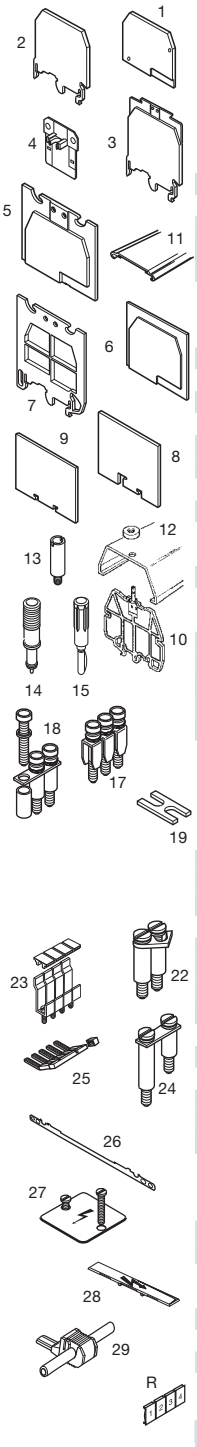

			Type			Part numbers
1	End section	grey	FEM6		th. 2,8 mm	1SNA **118 368** R1600
		blue	FEM6		th. 2,8 mm	1SNA **128 368** R1000
		orange	FEM6		th. 2,8 mm	1SNA **103 126** R1600
		yellow	FEM6		th. 2,8 mm	1SNA **103 062** R2100
		green	FEM6		th. 2,8 mm	1SNA **103 125** R1500
		white	FEM6		th. 2,8 mm	1SNA **103 312** R2000
		beige	FEM6		th. 2,8 mm	1SNA **198 368** R1700
		black	FEM6		th. 2,8 mm	1SNA **107 005** R2500
2	End section	grey	FEM61	(3)	th. 3,0 mm	1SNA **114 776** R2300
3	End section	grey	FEM6C	(3)	th. 3,0 mm	1SNA **114 777** R2400
4	Circuit separator	grey	SCM6			1SNA **113 003** R1000
		blue	SCM6			1SNA **123 003** R1200
		beige	SCM6			1SNA **193 003** R1100
5	Separator end section	grey	SCF6		th. 3,0 mm	1SNA **118 707** R0300
		blue	SCF6		th. 3,0 mm	1SNA **128 707** R0500
		beige	SCF6		th. 3,0 mm	1SNA **198 707** R0400
6	Separator end section	grey	SCF61		th. 3,0 mm	1SNA **114 202** R2500
7	Separator end section	grey	SCFM6	(3)	th. 3,0 mm	1SNA **114 825** R0500
8	Separator end section	grey	SCFEX1	(3)	th. 2,4 mm	1SNA **103 619** R0400
9	Separator end section	grey	SCFEX3	(3)	th. 2,4 mm	1SNA **103 620** R0100
10	Separator end section (for cover CPV)	grey	SCFCV1-2	(3)	th. 3,0 mm	1SNA **116 795** R1100
		beige	SCFCV1-2	(3)	th. 3,0 mm	1SNA **196 795** R1200
11	Protective cover		CPM	(for FEM6C, SCF6 and SCFM6)		1SNA **187 312** R1400
12	Protective cover		CPV1-2	(for SCFCV1-2...)		1SNA **176 816** R1200
13	Test socket		AL2	(1)	DIA. 2 mm	1SNA **163 043** R2100
			AL3	(1)	DIA. 3 mm	1SNA **163 261** R0000
14	Test device		DCJ		yellow	1SNA **173 059** R0300
15	Test plug		FC2		DIA. 2 mm	1SNA **007 865** R2600
			FC4		DIA. 4 mm	1SNA **167 860** R0100
17	Assembled jumper bar (with IP20 protection)	32 A	BJMI6	(1)	2 poles	1SNA **176 663** R0000
		32 A	BJMI6	(1)	3 poles	1SNA **176 664** R0100
		32 A	BJMI6	(1)	4 poles	1SNA **176 665** R0200
		32 A	BJMI6	(1)	5 poles	1SNA **176 666** R0300
		32 A	BJMI6	(1)	10 poles	1SNA **176 667** R0400
18	Jumper bar not assembled Post + screw + washer IP 20	32 A	BJS6	(1)	20 poles	1SNA **174 784** R2000
			EV6I			1SNA **206 394** R0200
19	Connector plate	35 A	EL6			1SNA **173 627** R2100
22	Pivoting jumper bar	35 A	BJP6	(1)		1SNA **174 413** R1400
23	Alternated jumper bar	35 A	BJA6	(1)	10 poles	1SNA **116 541** R1200
24	Universal jumper bar	50 A	BJDP1	(1)(2) spacing 6 <-> spacing 16		1SNA **179 623** R0300
		70 A	BJDP3	(1)(2) spacing 6 <-> spacing 12		1SNA **179 625** R0500
		50 A	BJDP4	(1)(2) spacing 6 <-> spacing 8 or 10		1SNA **174 781** R2500
25	Comb-type jumper bar	35 A	PC6	(4)	2 poles	1SNA **113 546** R1400
		35 A	PC6	(4)	10 poles	1SNA **113 548** R2600
	Insulating tip		EIP			1SNA **113 550** R2400
26	Shield connector		CBM5		th. 0,5 mm	1SNA **178 745** R1400
			CBM8		th. 0,8 mm	1SNA **178 746** R1500
27	Protection label		EP6		4 blocks	1SNA **163 427** R1700
	Screw for protection label		VSP6			1SNA **163 433** R1500
28	Protection label		EPU6			1SNA **107 038** R2500
29	IDC jumper		AD2,5			1SNA **114 205** R2000
R	See section on markers marking method		RC65 - RC610 RCT610			

Note : (1) A circuit separator SC may be required with the use of these accessories. (2) See "Notes". (3) End sections and separators snapped on rails. (4) See section : "Accessories" for other configurations of poles.

M 4/6.T	M 4/6.1	M 4/6.2	M 4/6.3	M 4/6.4	M 4/6.C	
Spacing 6 mm + 0,05 (.238")	Spacing 6 mm + 0,05 (.238")	Spacing 6 mm + 0,05 (.238")	Spacing 6 mm + 0,05 (.238")	Spacing 6 mm + 0,05 (.238")	Spacing 6 mm + 0,05 (.238")	
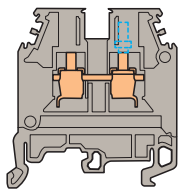	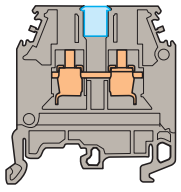	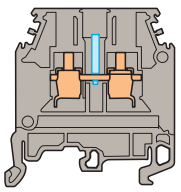	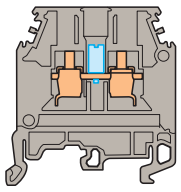	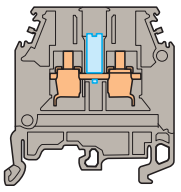	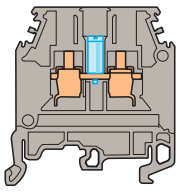	
Grey 1SNA 115 224 R1300	Grey 1SNA 115 259 R0600 Beige 1SNA 195 259 R0700 Orange 1SNA 105 208 R1300	Grey 1SNA 115 217 R1400	Grey 1SNA 115 268 R0700	Grey 1SNA 115 192 R0400	Grey 1SNA 115 208 R0400	
M 4/6 with 1 test socket screw DIA. 2 mm:.079" on the right	*M 4/6 with partition*	*M 4/6.1 equipped with a test socket DIA. 2 mm/.079"*	*M 4/6.1 equipped with a test socket DIA. 3 mm/.12"*	*M 4/6.1 equipped with a test socket DIA. 4 mm/.16"*	*M 4/6.1 equipped with a test socket DIA. 2,5 mm/.10" for connector*	
Part numbers	Part numbers	Part numbers	Part numbers	Part numbers	Part numbers	Part numbers
1SNA 118 368 R1600	1SNA 118 368 R1600	1SNA 118 368 R1600	1SNA 118 368 R1600	1SNA 118 368 R1600	1SNA 118 368 R1600	
1SNA 128 368 R1000	1SNA 128 368 R1000	1SNA 128 368 R1000	1SNA 128 368 R1000	1SNA 128 368 R1000	1SNA 128 368 R1000	
1SNA 103 126 R1600	1SNA 103 126 R1600	1SNA 103 126 R1600	1SNA 103 126 R1600	1SNA 103 126 R1600	1SNA 103 126 R1600	
1SNA 103 062 R2100	1SNA 103 062 R2100	1SNA 103 062 R2100	1SNA 103 062 R2100	1SNA 103 062 R2100	1SNA 103 062 R2100	
1SNA 103 125 R1500	1SNA 103 125 R1500	1SNA 103 125 R1500	1SNA 103 125 R1500	1SNA 103 125 R1500	1SNA 103 125 R1500	
1SNA 103 312 R2000	1SNA 103 312 R2000	1SNA 103 312 R2000	1SNA 103 312 R2000	1SNA 103 312 R2000	1SNA 103 312 R2000	
1SNA 198 368 R1700	1SNA 198 368 R1700	1SNA 198 368 R1700	1SNA 198 368 R1700	1SNA 198 368 R1700	1SNA 198 368 R1700	
1SNA 107 005 R2500	1SNA 107 005 R2500	1SNA 107 005 R2500	1SNA 107 005 R2500	1SNA 107 005 R2500	1SNA 107 005 R2500	
(3) 1SNA 114 776 R2300	(3) 1SNA 114 776 R2300	(3) 1SNA 114 776 R2300	(3) 1SNA 114 776 R2300	(3) 1SNA 114 776 R2300	(3) 1SNA 114 776 R2300	
(3) 1SNA 114 777 R2400	(3) 1SNA 114 777 R2400	(3) 1SNA 114 777 R2400	(3) 1SNA 114 777 R2400	(3) 1SNA 114 777 R2400	(3) 1SNA 114 777 R2400	
1SNA 113 003 R1000	1SNA 113 003 R1000	1SNA 113 003 R1000	1SNA 113 003 R1000	1SNA 113 003 R1000	1SNA 113 003 R1000	
1SNA 123 003 R1200	1SNA 123 003 R1200	1SNA 123 003 R1200	1SNA 123 003 R1200	1SNA 123 003 R1200	1SNA 123 003 R1200	
1SNA 193 003 R1100	1SNA 193 003 R1100	1SNA 193 003 R1100	1SNA 193 003 R1100	1SNA 193 003 R1100	1SNA 193 003 R1100	
1SNA 118 707 R0300	1SNA 118 707 R0300	1SNA 118 707 R0300	1SNA 118 707 R0300	1SNA 118 707 R0300	1SNA 118 707 R0300	
1SNA 128 707 R0500	1SNA 128 707 R0500	1SNA 128 707 R0500	1SNA 128 707 R0500	1SNA 128 707 R0500	1SNA 128 707 R0500	
1SNA 198 707 R0400	1SNA 198 707 R0400	1SNA 198 707 R0400	1SNA 198 707 R0400	1SNA 198 707 R0400	1SNA 198 707 R0400	
1SNA 114 202 R2500	1SNA 114 202 R2500	1SNA 114 202 R2500	1SNA 114 202 R2500	1SNA 114 202 R2500	1SNA 114 202 R2500	
(3) 1SNA 114 825 R0500	(3) 1SNA 114 825 R0500	(3) 1SNA 114 825 R0500	(3) 1SNA 114 825 R0500	(3) 1SNA 114 825 R0500	(3) 1SNA 114 825 R0500	
(3) 1SNA 103 619 R0400	(3) 1SNA 103 619 R0400	(3) 1SNA 103 619 R0400	(3) 1SNA 103 619 R0400	(3) 1SNA 103 619 R0400	(3) 1SNA 103 619 R0400	
(3) 1SNA 103 620 R0100	(3) 1SNA 103 620 R0100	(3) 1SNA 103 620 R0100	(3) 1SNA 103 620 R0100	(3) 1SNA 103 620 R0100	(3) 1SNA 103 620 R0100	
(3) 1SNA 116 795 R1100	(3) 1SNA 116 795 R1100	(3) 1SNA 116 795 R1100	(3) 1SNA 116 795 R1100	(3) 1SNA 116 795 R1100	(3) 1SNA 116 795 R1100	
(3) 1SNA 196 795 R1200	(3) 1SNA 196 795 R1200	(3) 1SNA 196 795 R1200	(3) 1SNA 196 795 R1200	(3) 1SNA 196 795 R1200	(3) 1SNA 196 795 R1200	
1SNA 187 312 R1400	1SNA 187 312 R1400	1SNA 187 312 R1400	1SNA 187 312 R1400	1SNA 187 312 R1400	1SNA 187 312 R1400	
1SNA 176 816 R1200	1SNA 176 816 R1200	1SNA 176 816 R1200	1SNA 176 816 R1200	1SNA 176 816 R1200	1SNA 176 816 R1200	
	1SNA 163 043 R2100					
	1SNA 163 261 R0000					
	1SNA 173 059 R0300					
1SNA 007 865 R2600	1SNA 007 865 R2600	1SNA 007 865 R2600		1SNA 167 860 R0100	1SNA 007 865 R2600	
(1) 1SNA 176 663 R0000	(5) 1SNA 176 663 R0000				*The terminal blocks M 4/6.C are equipped with a test socket DIA. 2,5 mm/.10" for connectors described in the section "Connectors".*	
(1) 1SNA 176 664 R0100	(5) 1SNA 176 664 R0100					
(1) 1SNA 176 665 R0200	(5) 1SNA 176 665 R0200					
(1) 1SNA 176 666 R0300	(5) 1SNA 176 666 R0300					
(1) 1SNA 176 667 R0400	(5) 1SNA 176 667 R0400					
(1) 1SNA 174 784 R2000	(5) 1SNA 174 784 R2000					
1SNA 206 394 R0200	1SNA 206 394 R0200					
1SNA 173 627 R2100	1SNA 173 627 R2100	1SNA 173 627 R2100	1SNA 173 627 R2100	1SNA 173 627 R2100	1SNA 173 627 R2100	
(1) 1SNA 174 413 R1400	(5) 1SNA 174 413 R1400					
(1) 1SNA 116 541 R1200	(5) 1SNA 116 541 R1200					
(1)(2) 1SNA 179 623 R0300	(2)(5) 1SNA 179 623 R0300					
(1)(2) 1SNA 179 625 R0500	(2)(5) 1SNA 179 625 R0500					
(1)(2) 1SNA 174 781 R2500	(2)(5) 1SNA 174 781 R2500					
1SNA 113 546 R1400	1SNA 113 546 R1400	1SNA 113 546 R1400	1SNA 113 546 R1400	1SNA 113 546 R1400	1SNA 113 546 R1400	
1SNA 113 548 R2600	1SNA 113 548 R2600	1SNA 113 548 R2600	1SNA 113 548 R2600	1SNA 113 548 R2600	1SNA 113 548 R2600	
1SNA 113 550 R2400	1SNA 113 550 R2400	1SNA 113 550 R2400	1SNA 113 550 R2400	1SNA 113 550 R2400	1SNA 113 550 R2400	
1SNA 178 745 R1400	1SNA 178 745 R1400	1SNA 178 745 R1400	1SNA 178 745 R1400	1SNA 178 745 R1400	1SNA 178 745 R1400	
1SNA 178 746 R1500	1SNA 178 746 R1500	1SNA 178 746 R1500	1SNA 178 746 R1500	1SNA 178 746 R1500	1SNA 178 746 R1500	
1SNA 163 427 R1700	1SNA 163 427 R1700					
1SNA 163 433 R1500	1SNA 163 433 R1500					
1SNA 107 038 R2500	1SNA 107 038 R2500	1SNA 107 038 R2500	1SNA 107 038 R2500	1SNA 107 038 R2500	1SNA 107 038 R2500	
1SNA 114 205 R2000	1SNA 114 205 R2000	1SNA 114 205 R2000	1SNA 114 205 R2000	1SNA 114 205 R2000	1SNA 114 205 R2000	
RC65 - RC610 RCT610	RC65 - RC610 RCT610 (5)	RC65 - RC610	RC65 - RC610	RC65 - RC610	RC65 - RC610	

Note : (1) A circuit separator SC may be required with the use of these accessories. (2) See "Notes". (3) End sections and separators snapped on rails. (5) Use of these accessories requires the user to cut out the partition.

Single pole, multiclamp terminal blocks

Screw clamp

DIN 1 - 3

M 4/6.3A...

Spacing 6 mm + 0,1 *(.238")*

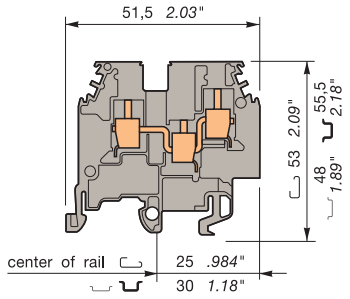

Standard 6 mm block. 1SNA **115 468** R**2000**

Colour		Type	Part numbers
Standard blocks			
Grey		**M 4/6.3A**	1SNA **115 468** R**2000**
Blue		**M 4/6.3A.N**	1SNA **125 468** R**2200**
Beige		**M 4/6.3A**	1SNA **195 468** R**2100**
M 4/6.3A with partition			
Grey		**M 4/6.3A.1**	1SNA **115 483** R**0000**

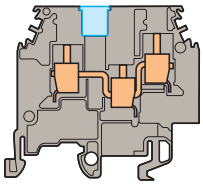

End stop	th. 9 mm	**BADL**	1SNA **399 903** R**0200**
End stop	th. 10 mm	**BAM2**	1SNA **206 351** R**1600**
End stop	th. 10 mm	**BAR**	1SNA **164 338** R**0600**
Rail	35 x 7,5 x 1	**PR3.Z2**	1SNA **174 300** R**1700**
Rail	35 x 15 x 2,3	**PR4**	1SNA **168 500** R**1200**
Rail	35 x 15 x 1,5	**PR5**	1SNA **168 700** R**2200**
Rail	32 x 15 x 1,5	**PR1.Z2**	1SNA **163 050** R**0400**

Other end stops, rails and accessories : see section on accessories.

Characteristics

Wire size

		IEC NFC	IEC DIN	UL	CSA
Screw clamp	Rigid	0,2-4 mm²		22-10 AWG	12 AWG maxi.
	Flexible	0,22-4 mm²		22-10 AWG	12 AWG maxi.

Voltage

Rated	800 V	600 V	600 V
Impulse withstand	8 kV		
Pollution degree	3		

Current

Rated	32 A	20 A	25 A

Wire size

Rated / Gauge	4 mm² / A4	10 AWG	12 AWG

Wire strip. length	Recomm. Screwdriver	Recomm. torque	Protection
9,5 mm	4 mm	0,5-0,8 Nm	IP 20
.37"	*.157"*	*4.4-7.1 lb.in*	*NEMA 1*

Notes

The use of some accessories may decrease the block's voltage rating. For more information, consult us.

Accessories

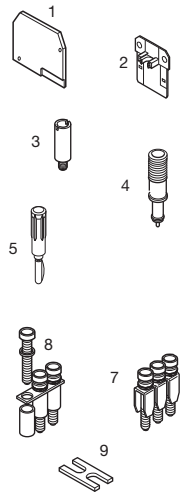

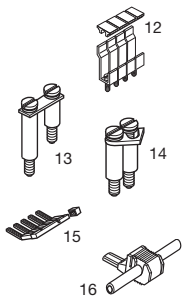

			Type			Part numbers
1	End section	grey	FEM3A		th. 3,0 mm	1SNA **116 576** R**1500**
		blue	FEM3A		th. 3,0 mm	1SNA **126 576** R**1700**
		yellow	FEM3A		th. 3,0 mm	1SNA **103 862** R**2000**
		beige	FEM3A		th. 3,0 mm	1SNA **196 576** R**1600**
2	Circuit separator	grey	SCM6			1SNA **113 003** R**1000**
		blue	SCM6			1SNA **123 003** R**1200**
		yellow	SCM6			1SNA **103 020** R**2300**
		beige	SCM6			1SNA **193 003** R**1100**
3	Test socket		AL2	(1)	DIA. 2,0 mm	1SNA **163 043** R**2100**
			AL3	(1)	DIA. 3,0 mm	1SNA **163 261** R**0000**
4	Test device		DCJ		yellow	1SNA **173 059** R**0300**
5	Test plug		FC2		DIA. 2,0 mm	1SNA **007 865** R**2600**
7	Assembled	32 A	BJMI6	(1)(2)	2 poles	1SNA **176 663** R**0000**
	jumper bar	32 A	BJMI6	(1)(2)	3 poles	1SNA **176 664** R**0100**
	(with IP 20 protection)	32 A	BJMI6	(1)(2)	4 poles	1SNA **176 665** R**0200**
		32 A	BJMI6	(1)(2)	5 poles	1SNA **176 666** R**0300**
		32 A	BJMI6	(1)(2)	10 poles	1SNA **176 667** R**0400**
8	Jumper bar not assembled	32 A	BJS6	(1)(2)	20 poles	1SNA **174 784** R**2000**
	Post + screw + washer IP20		EV6I			1SNA **206 394** R**0200**
9	Connector plate		EL6			1SNA **173 627** R**2100**
12	Alternated jumper bar	35 A	BJA6	(1)(2)		1SNA **116 541** R**1200**
13	Universal jumper bar	50 A	BJDP1	(1)(2)	spacing 6 <->spacing 16	1SNA **179 623** R**0300**
		70 A	BJDP3	(1)(2)	spacing 6 <->spacing 12	1SNA **179 625** R**0500**
		50 A	BJDP4	(1)(2)	spacing 6 <->spacing 8 or 10	1SNA **174 781** R**2500**
14	Pivoting jumper bar	35 A	BJP6	(1)(2)		1SNA **174 413** R**1400**
15	Comb-type jumper bar	35 A	PC6		2 poles	1SNA **113 546** R**1400**
		35 A	PC6		3 poles	1SNA **116 536** R**0500**
		35 A	PC6		4 poles	1SNA **116 537** R**0600**
		35 A	PC6		10 poles	1SNA **113 548** R**2600**
	Insulating tip		EIP			1SNA **113 550** R**2400**
16	IDC jumper		AD2,5			1SNA **114 205** R**2000**
R	See section on markers marking method		RC65 - RC610		RCT610	

Nota : (1) A circuit separator SC may be required with the use of these accessories.
(2) Use of these accessories requires the user to cut out the partition of the terminal block M 4/6.3A.1.

Single pole, multiclamp terminal blocks

Screw clamp

DIN 1 - 3

M 4/6.4A...

Spacing 6 mm + 0,1 *(.238")*

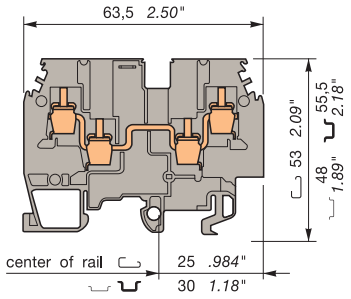

Standard 6 mm block. 1SNA **115 479** R**2300**

Colour		Type	Part numbers
Standard blocks			
Grey	□	**M 4/6.4A**	1SNA **115 479** R**2300**
Blue	□	**M 4/6.4A.N**	1SNA **125 479** R**2500**
Beige	□	**M 4/6.4A**	1SNA **195 479** R**2400**
M 4/6.4A with partition			
Grey	□	**M 4/6.4A.1**	1SNA **115 482** R**0700**

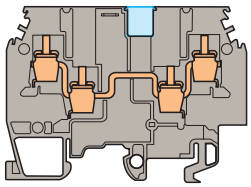

End stop	th. 9 mm	**BADL**	1SNA **399 903** R**0200**
End stop	th. 10 mm	**BAM2**	1SNA **206 351** R**1600**
End stop	th. 10 mm	**BAR**	1SNA **164 338** R**0600**
Rail	35 x 7,5 x 1	**PR3.Z2**	1SNA **174 300** R**1700**
Rail	35 x 15 x 2,3	**PR4**	1SNA **168 500** R**1200**
Rail	35 x 15 x 1,5	**PR5**	1SNA **168 700** R**2200**
Rail	32 x 15 x 1,5	**PR1.Z2**	1SNA **163 050** R**0400**

Other end stops, rails and accessories : see section on accessories.

Characteristics

Wire size

		IEC NFC DIN	UL	CSA
Screw clamp	Rigid	0,2-4 mm²	22-10 AWG	12 AWG maxi.
	Flexible	0,22-4 mm²	22-10 AWG	12 AWG maxi.

Voltage

Rated	800 V	600 V	600 V
Impulse withstand	8 kV		
Pollution degree	3		

Current

Rated	32 A	20 A	25 A

Wire size

Rated / Gauge	4 mm² / A4	10 AWG	12 AWG

Wire strip. length	Recomm. Screwdriver	Recomm. torque	Protection
9,5 mm	4 mm	0,5-0,8 Nm	IP 20
.37"	*.157"*	*4.4-7.1 lb.in*	*NEMA 1*

Notes

The use of some accessories may decrease the block's voltage rating. For more information, consult us.

Accessories

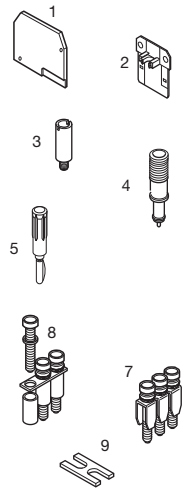

			Type			Part numbers
1	End section	grey	FEM4A		th. 3,0 mm	1SNA **116 629** R**2200**
		blue	FEM4A		th. 3,0 mm	1SNA **126 629** R**2400**
		yellow	FEM4A		th. 3,0 mm	1SNA **103 863** R**2100**
		beige	FEM4A		th. 3,0 mm	1SNA **196 629** R**2300**
2	Circuit separator	grey	SCM6			1SNA **113 003** R**1000**
		blue	SCM6			1SNA **123 003** R**1200**
		yellow	SCM6			1SNA **103 020** R**2300**
		beige	SCM6			1SNA **193 003** R**1100**
3	Test socket		AL2	(1)	DIA. 2,0 mm	1SNA **163 043** R**2100**
			AL3	(1)	DIA. 3,0 mm	1SNA **163 261** R**0000**
4	Test device		DCJ		yellow	1SNA **173 059** R**0300**
5	Test plug		FC2		DIA. 2,0 mm	1SNA **007 865** R**2600**
7	Assembled jumper bar (with IP 20 protection)	32 A	BJMI6	(1)(2)	2 poles	1SNA **176 663** R**0000**
		32 A	BJMI6	(1)(2)	3 poles	1SNA **176 664** R**0100**
		32 A	BJMI6	(1)(2)	4 poles	1SNA **176 665** R**0200**
		32 A	BJMI6	(1)(2)	5 poles	1SNA **176 666** R**0300**
		32 A	BJMI6	(1)(2)	10 poles	1SNA **176 667** R**0400**
8	Jumper bar not assembled Post + screw + washer IP20	32 A	BJS6 EV6I	(1)(2)	20 poles	1SNA **174 784** R**2000** 1SNA **206 394** R**0200**
9	Connector plate		EL6			1SNA **173 627** R**2100**

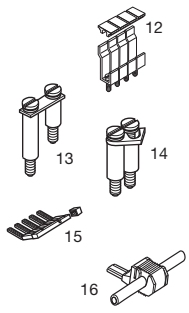

12	Alternated jumper bar	35 A	BJA6	(1)(2)		1SNA **116 541** R**1200**
13	Universal jumper bar	50 A	BJDP1	(1)(2)	spacing 6 <->spacing 16	1SNA **179 623** R**0300**
		70 A	BJDP3	(1)(2)	spacing 6 <->spacing 12	1SNA **179 625** R**0500**
		50 A	BJDP4	(1)(2)	spacing 6 <->spacing 8 or 10	1SNA **174 781** R**2500**
14	Pivoting jumper bar	35 A	BJP6	(1)(2)		1SNA **174 413** R**1400**
15	Comb-type jumper bar	35 A	PC6		2 poles	1SNA **113 546** R**1400**
		35 A	PC6		3 poles	1SNA **116 536** R**0500**
		35 A	PC6		4 poles	1SNA **116 537** R**0600**
		35 A	PC6		10 poles	1SNA **113 548** R**2600**
	Insulating tip		EIP			1SNA **113 550** R**2400**
16	IDC jumper		AD2,5			1SNA **114 205** R**2000**

R	See section on markers marking method	RC65 - RC610		RCT610	

Nota : (1) A circuit separator SC may be required with the use of these accessories.
(2) Use of these accessories requires the user to cut out the partition of the terminal block M 4/6.4A.1.

Standard terminal blocks

Screw clamp

DIN 1 - 3

refer to the section "Special Applications" for part numbers and characteristics.

Test connector : refer to section connectors

End stop		th. 9 mm	**BADL**	1SNA **399 903** R0200
End stop		th. 10 mm	**BAM2**	1SNA **206 351** R1600
End stop		th. 10 mm	**BAR**	1SNA **164 338** R0600
Rail		35 x 7,5 x 1	**PR3.Z2**	1SNA **174 300** R1700
Rail		35 x 15 x 2,3	**PR4**	1SNA **168 500** R1200
Rail		35 x 15 x 1,5	**PR5**	1SNA **168 700** R2200
Rail		32 x 15 x 1,5	**PR1.Z2**	1SNA **163 050** R0400

Other end stops, rails and accessories : see section on accessories.

Characteristics

Wire size

		IEC NFC DIN	UL	CSA
Screw clamp	Rigid	0,5-10 mm²	22-8 AWG	24-8 AWG
	Flexible	0,5-6 mm²	22-8 AWG	24-8 AWG

Voltage			
Rated	1000 V	600 V	600 V
Impulse withstand	8 kV		
Pollution degree	3		
Current			
Rated	41 A	50 A	55 A
Wire size			
Rated / Gauge	6 mm² / A5	8 AWG	8 AWG

Wire strip. length	Recomm. Screwdriver	Recomm. torque	Protection
12 mm	4-5 mm	0,8-1 Nm	IP 20
.47"	*.157"-.197"*	*7.1-8.9 lb.in.*	*NEMA 1*

Notes

The use of some accessories may decrease the block's voltage rating. For more information, consult us.

***BJDP1** permits the interconnection with a terminal block series "M" spacing 16 mm.*
***BJDP3** permits the interconnection with a terminal block series "M" spacing 12 mm.*
***BJDP5** permits the interconnection with a terminal block series "M" spacing 10 mm.*

M 6/8.2A.G

Spacing 8 mm - 0,05 *(.315")*

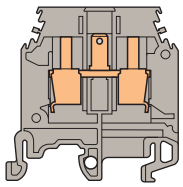

Grey 1SNA **115 672** R2400

See pages : other connections. 8 mm block with central quick-connect output for 2,8x0,8 mm series 110 tabs.

M 6/8...

Spacing 8 mm - 0,05 *(.315")*

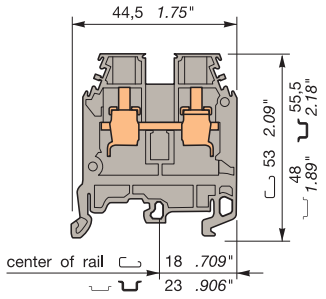

Standard 8 mm block. 1SNA **115 118** R1100

Colour	Type	Part numbers
Standard block		
Grey	**M 6/8**	1SNA **115 118** R1100
Blue	**M 6/8.N**	1SNA **125 118** R1300
Orange	**M 6/8**	1SNA **105 004** R2200
Yellow	**M 6/8**	1SNA **105 118** R2000
Red	**M 6/8**	1SNA **400 186** R2100
Black	**M 6/8**	1SNA **400 239** R1500
White	**M 6/8**	1SNA **400 187** R2200
Beige	**M 6/8**	1SNA **195 118** R1200

Accessories

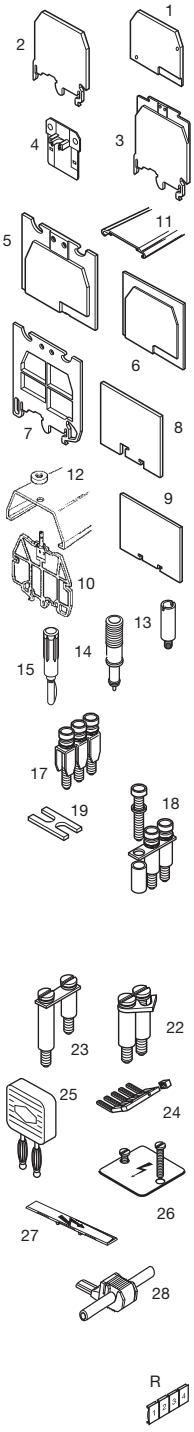

			Type			Part numbers
1	End section	grey	FEM6		th. 2,8 mm	1SNA **118 368** R1600
		blue	FEM6		th. 2,8 mm	1SNA **128 368** R1000
		orange	FEM6		th. 2,8 mm	1SNA **103 126** R1600
		yellow	FEM6		th. 2,8 mm	1SNA **103 062** R2100
		green	FEM6		th. 2,8 mm	1SNA **103 125** R1500
		white	FEM6		th. 2,8 mm	1SNA **103 312** R2000
		beige	FEM6		th. 2,8 mm	1SNA **198 368** R1700
		black	FEM6		2,8 mm	1SNA **107 005** R2500
2	End section	grey	FEM61	(3)	th. 3,0 mm	1SNA **114 776** R2300
3	End section	grey	FEM6C	(3)	th. 3,0 mm	1SNA **114 777** R2400
4	Separator end section	grey	SCM6			1SNA **113 003** R1000
		blue	SCM6			1SNA **123 003** R1200
		beige	SCM6			1SNA **193 003** R1100
5	Separator end section	grey	SCF6		th. 3,0 mm	1SNA **118 707** R0300
		blue	SCF6		th. 3,0 mm	1SNA **128 707** R0500
		beige	SCF6		th. 3,0 mm	1SNA **198 707** R0400
6	Separator end section	grey	SCF61		th. 3,0 mm	1SNA **114 202** R2500
7	Separator end section	grey	SCFM6	(3)	th. 3,0 mm	1SNA **114 825** R0500
8	Separator end section	grey	SCFEX1	(3)	th. 2,4 mm	1SNA **103 619** R0400
9	Separator end section	grey	SCFEX3	(3)	th. 2,4 mm	1SNA **103 620** R0100
10	Separator end section (for cover CPV)	grey	SCFCV1-2		th. 3,0 mm	1SNA **116 795** R1100
		beige	SCFCV1-2		th. 3,0 mm	1SNA **196 795** R1200
11	Protective cover		CPM	(for FEM6C, SCF6 and SCFM6)		1SNA **187 312** R1400
12	Protective cover		CPV1-2	(for SCFCV1-2...)		1SNA **176 816** R1200
13	Test socket		AL2	(1)	DIA. 2 mm	1SNA **163 043** R2100
			AL3	(1)	DIA. 3 mm	1SNA **163 261** R0000
			AL4-M3	(1)	DIA. 4 mm	1SNA **206 721** R0100
14	Test device		DCO		orange	1SNA **173 060** R0000
15	Test plug		FC2		DIA. 2 mm	1SNA **007 865** R2600
			FC4		DIA. 4 mm	1SNA **167 860** R0100
17	Assembled jumper bar (with IP20 protection)	41 A	BJMI8	(1)	2 poles	1SNA **176 669** R1600
		41 A	BJMI8	(1)	3 poles	1SNA **176 670** R1300
		41 A	BJMI8	(1)	4 poles	1SNA **176 671** R0000
		41 A	BJMI8	(1)	5 poles	1SNA **176 672** R0100
		41 A	BJMI8	(1)	10 poles	1SNA **176 673** R0200
18	Jumper bar not assembled	41 A	BJS8	(1)	20 poles	1SNA **174 789** R0500
	Post + washer + captive screw IP20		EV6I			1SNA **206 394** R0200
19	Connector plate	35 A	EL6			1SNA **173 627** R2100
22	Pivoting jumper bar	50 A	BJP8			1SNA **174 448** R0700
23	Universal jumper bar	50 A	BJDP1	(1)(2)	spacing 8 <->spacing 16	1SNA **179 623** R0300
		70 A	BJDP3	(1)(2)	spacing 8 <->spacing 12	1SNA **179 625** R0500
		50 A	BJDP5	(1)(2)	spacing 8 <->spacing 10	1SNA **174 782** R2600
24	Comb type jumper bar	50 A	PC8	(4)	2 poles	1SNA **116 538** R1700
		50 A	PC8	(4)	10 poles	1SNA **163 313** R2400
25	Bridging plug		BP8.A4			1SNA **173 888** R2000
26	Protection label		EP6		3 blocks	1SNA **163 427** R1700
			EP8		4 blocks	1SNA **163 428** R2000
	Screw for protection label		VSP6			1SNA **163 433** R1500
27	Protection label		EPU6			1SNA **107 038** R2500
28	IDC jumper		AD2,5			1SNA **114 205** R2000
R	See section on markers marking method		RCT810 RC810			

Note : (1) A circuit separator SC may be required with the use of these accessories. (2) See "Notes". (3) End sections and separators snapped on rails. (4) See section : "Accessories" for other configurations of poles.

M 6/8.1...	M 6/8.2	M 6/8.3	M 6/8.4	M 6/8.C	M 6/8.RTS	
Spacing 8 mm - 0,05 (.315")	**Spacing 8 mm - 0,05 (.315")**	**Spacing 8 mm - 0,05 (.315")**	**Spacing 8 mm - 0,05 (.315")**	**Spacing 8 mm - 0,05 (.315")**	**Spacing 8 mm - 0,05 (.315")**	
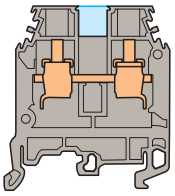	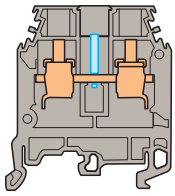	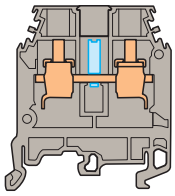	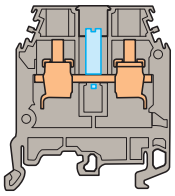	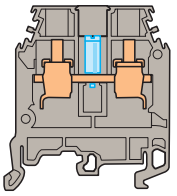	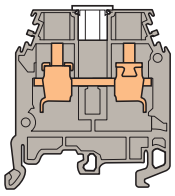	
Grey 1SNA 115 260 R0300 Green 1SNA 105 128 R2200 Beige 1SNA 195 260 R0400 Blue **M 6/8.1.N** 1SNA 125 260 R0500 *M 6/8 with partition*	Grey 1SNA 115 218 R2500 *M 6/8 equipped with a test socket DIA. 2 mm/.079"*	Grey 1SNA 115 253 R2000 *M 6/8.1 equipped with a test socket DIA. 3 mm/.12"*	Grey 1SNA 115 219 R2600 *M 6/8.1 equipped with a test socket DIA. 4 mm/.16"*	Grey 1SNA 115 209 R0500 *M 6/8.1 equipped with a test socket DIA. 2,5 mm/.10" for connector.*	Grey 1SNA 115 571 R1700 *M 6/8 with blank top marking surface.*	
cULus CE	cULus CE	cULus CE	cULus CE	cULus CE	*see standard M 6/8*	
Part numbers	**Part numbers**	**Part numbers**	**Part numbers**	**Part numbers**	**Part numbers**	**Part numbers**
1SNA 118 368 R1600	1SNA 118 368 R1600	1SNA 118 368 R1600	1SNA 118 368 R1600	1SNA 118 368 R1600	1SNA 118 368 R1600	
1SNA 128 368 R1000	1SNA 128 368 R1000	1SNA 128 368 R1000	1SNA 128 368 R1000	1SNA 128 368 R1000	1SNA 128 368 R1000	
1SNA 103 126 R1600	1SNA 103 126 R1600	1SNA 103 126 R1600	1SNA 103 126 R1600	1SNA 103 126 R1600	1SNA 103 126 R1600	
1SNA 103 062 R2100	1SNA 103 062 R2100	1SNA 103 062 R2100	1SNA 103 062 R2100	1SNA 103 062 R2100	1SNA 103 062 R2100	
1SNA 103 125 R1500	1SNA 103 125 R1500	1SNA 103 125 R1500	1SNA 103 125 R1500	1SNA 103 125 R1500	1SNA 103 125 R1500	
1SNA 103 312 R2000	1SNA 103 312 R2000	1SNA 103 312 R2000	1SNA 103 312 R2000	1SNA 103 312 R2000	1SNA 103 312 R2000	
1SNA 198 368 R1700	1SNA 198 368 R1700	1SNA 198 368 R1700	1SNA 198 368 R1700	1SNA 198 368 R1700	1SNA 198 368 R1700	
1SNA 107 005 R2500	1SNA 107 005 R2500	1SNA 107 005 R2500	1SNA 107 005 R2500	1SNA 107 005 R2500	1SNA 107 005 R2500	
(3) 1SNA 114 776 R2300	(3) 1SNA 114 776 R2300	(3) 1SNA 114 776 R2300	(3) 1SNA 114 776 R2300	(3) 1SNA 114 776 R2300	(3) 1SNA 114 776 R2300	
(3) 1SNA 114 777 R2400	(3) 1SNA 114 777 R2400	(3) 1SNA 114 777 R2400	(3) 1SNA 114 777 R2400	(3) 1SNA 114 777 R2400	(3) 1SNA 114 777 R2400	
1SNA 113 003 R1000	1SNA 113 003 R1000	1SNA 113 003 R1000	1SNA 113 003 R1000	1SNA 113 003 R1000	1SNA 113 003 R1000	
1SNA 123 003 R1200	1SNA 123 003 R1200	1SNA 123 003 R1200	1SNA 123 003 R1200	1SNA 123 003 R1200	1SNA 123 003 R1200	
1SNA 193 003 R1100	1SNA 193 003 R1100	1SNA 193 003 R1100	1SNA 193 003 R1100	1SNA 193 003 R1100	1SNA 193 003 R1100	
1SNA 118 707 R0300	1SNA 118 707 R0300	1SNA 118 707 R0300	1SNA 118 707 R0300	1SNA 118 707 R0300	1SNA 118 707 R0300	
1SNA 128 707 R0500	1SNA 128 707 R0500	1SNA 128 707 R0500	1SNA 128 707 R0500	1SNA 128 707 R0500	1SNA 128 707 R0500	
1SNA 198 707 R0400	1SNA 198 707 R0400	1SNA 198 707 R0400	1SNA 198 707 R0400	1SNA 198 707 R0400	1SNA 198 707 R0400	
1SNA 114 202 R2500	1SNA 114 202 R2500	1SNA 114 202 R2500	1SNA 114 202 R2500	1SNA 114 202 R2500	1SNA 114 202 R2500	
(3) 1SNA 114 825 R0500	(3) 1SNA 114 825 R0500	(3) 1SNA 114 825 R0500	(3) 1SNA 114 825 R0500	(3) 1SNA 114 825 R0500	(3) 1SNA 114 825 R0500	
(3) 1SNA 103 619 R0400	(3) 1SNA 103 619 R0400	(3) 1SNA 103 619 R0400	(3) 1SNA 103 619 R0400	(3) 1SNA 103 619 R0400	(3) 1SNA 103 619 R0400	
(3) 1SNA 103 620 R0100	(3) 1SNA 103 620 R0100	(3) 1SNA 103 620 R0100	(3) 1SNA 103 620 R0100	(3) 1SNA 103 620 R0100	(3) 1SNA 103 620 R0100	
1SNA 116 795 R1100	1SNA 116 795 R1100	1SNA 116 795 R1100	1SNA 116 795 R1100	1SNA 116 795 R1100	1SNA 116 795 R1100	
1SNA 196 795 R1200	1SNA 196 795 R1200	1SNA 196 795 R1200	1SNA 196 795 R1200	1SNA 196 795 R1200	1SNA 196 795 R1200	
1SNA 187 312 R1400	1SNA 187 312 R1400	1SNA 187 312 R1400	1SNA 187 312 R1400	1SNA 187 312 R1400	1SNA 187 312 R1400	
1SNA 176 816 R1200	1SNA 176 816 R1200	1SNA 176 816 R1200	1SNA 176 816 R1200	1SNA 176 816 R1200	1SNA 176 816 R1200	
1SNA 163 043 R2100						
1SNA 163 261 R0000						
1SNA 206 721 R0100						
1SNA 173 060 R0000	1SNA 173 060 R0000	1SNA 173 060 R0000	1SNA 173 060 R0000	1SNA 173 060 R0000	1SNA 173 060 R0000	
1SNA 007 865 R2600	1SNA 007 865 R2600			1SNA 007 865 R2600	1SNA 007 865 R2600	
1SNA 167 860 R0100			1SNA 167 860 R0100			
	Protection IP 10		*Protection IP 10*	*Protection IP 10*	*The terminal blocks M 6/8.C are equipped with a test socket DIA. 2,5 mm/.10" for connectors described in the section "Connectors".*	
(5) 1SNA 176 669 R1600						
(5) 1SNA 176 670 R1300						
(5) 1SNA 176 671 R0000						
(5) 1SNA 176 672 R0100						
(5) 1SNA 176 673 R0200						
(5) 1SNA 174 789 R0500						
1SNA 206 394 R0200						
1SNA 173 627 R2100						
(5) 1SNA 174 448 R0700						
(5)(2) 1SNA 179 623 R0300						
(5)(2) 1SNA 179 625 R0500						
(5)(2) 1SNA 174 782 R2600						
1SNA 116 538 R1700	1SNA 116 538 R1700	1SNA 116 538 R1700	1SNA 116 538 R1700	1SNA 116 538 R1700	1SNA 116 538 R1700	
1SNA 163 313 R2400	1SNA 163 313 R2400	1SNA 163 313 R2400	1SNA 163 313 R2400	1SNA 163 313 R2400	1SNA 163 313 R2400	
1SNA 173 888 R2000			1SNA 173 888 R2000			
1SNA 163 427 R1700						
1SNA 163 428 R2000						
1SNA 163 433 R1500						
1SNA 107 038 R2500	1SNA 107 038 R2500	1SNA 107 038 R2500	1SNA 107 038 R2500	1SNA 107 038 R2500	1SNA 107 038 R2500	
1SNA 114 205 R2000	1SNA 114 205 R2000	1SNA 114 205 R2000	1SNA 114 205 R2000	1SNA 114 205 R2000	1SNA 114 205 R2000	
RCT810 RC810	RC810	RC810	RC810	RC810	RC810	

Note : (2) See "Notes". (3) End sections and separators snapped on rails. (5) Use of these accessories requires the user to cut out the partition.

Standard terminal blocks

Screw clamp

DIN 1 - 3

refer to the section "Special Applications" for part numbers and characteristics.

Test connector : refer to section connectors

End stop		th. 9 mm	**BADL**	1SNA **399 903** R02**00**
End stop		th. 10 mm	**BAM2**	1SNA **206 351** R16**00**
End stop		th. 10 mm	**BAR**	1SNA **164 338** R06**00**
Rail		35 x 7,5 x 1	**PR3.Z2**	1SNA **174 300** R17**00**
Rail		35 x 15 x 2,3	**PR4**	1SNA **168 500** R12**00**
Rail		35 x 15 x 1,5	**PR5**	1SNA **168 700** R22**00**
Rail		32 x 15 x 1,5	**PR1.Z2**	1SNA **163 050** R04**00**

Other end stops, rails and accessories : see section on accessories.

Characteristics

Wire size

		IEC NFC DIN	UL	CSA
Screw clamp	Rigid	0,5-16 mm²	20-6 AWG	18-6 AWG
	Flexible	0,5-10 mm²	20-6 AWG	18-6 AWG

Voltage

Rated	1000 V	600 V	600 V
Impulse withstand	8 kV		
Pollution degree	3		

Current

Rated	57 A	65 A	70 A

Wire size

Rated / Gauge	10 mm² / B6	6 AWG	6 AWG

Wire strip. length	Recomm. Screwdriver	Recomm. torque	Protection
12 mm	5,5-6 mm	1,2-1,4 Nm	IP 20
.47"	*.217" - .238"*	*10.6-12.4 lb.in.*	*NEMA 1*

Notes

The use of some accessories may decrease the block's voltage rating. For more information, consult us.

M 10/10...

Spacing 10 mm - 0,05 *(.394")*

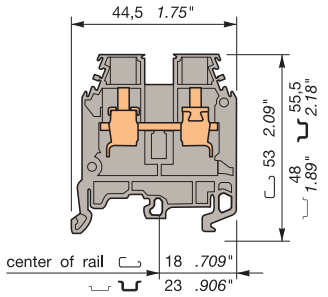

Standard 10 mm block 1SNA **115 120** R17**00**

Colour		Type	Part numbers
Standard blocks			
Grey		**M 10/10**	1SNA **115 120** R17**00**
Blue		**M 10/10.N**	1SNA **125 120** R11**00**
Yellow		**M 10/10**	1SNA **105 120** R26**00**
Red		**M 10/10**	1SNA **400 189** R04**00**
Black		**M 10/10**	1SNA **400 188** R03**00**
White		**M 10/10**	1SNA **400 190** R01**00**
Beige		**M 10/10**	1SNA **195 120** R10**00**

Accessories

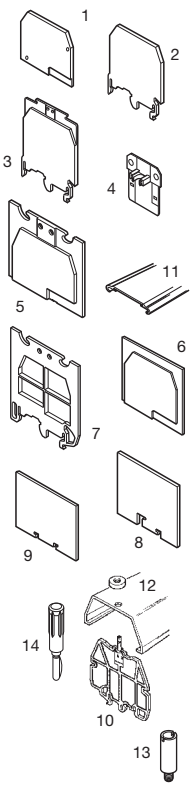

			Type			Part numbers
1	End section	grey	FEM6		th. 2,8 mm	1SNA **118 368** R16**00**
		blue	FEM6		th. 2,8 mm	1SNA **128 368** R10**00**
		orange	FEM6		th. 2,8 mm	1SNA **103 126** R16**00**
		yellow	FEM6		th. 2,8 mm	1SNA **103 062** R21**00**
		green	FEM6		th. 2,8 mm	1SNA **103 125** R15**00**
		white	FEM6		th. 2,8 mm	1SNA **103 312** R20**00**
		beige	FEM6		th. 2,8 mm	1SNA **198 368** R17**00**
2	End section	grey	FEM61	(3)	th. 3,0 mm	1SNA **114 776** R23**00**
3	End section	grey	FEM6C	(3)	th. 3,0 mm	1SNA **114 777** R24**00**
4	Circuit separator	grey	SCM6			1SNA **113 003** R10**00**
		blue	SCM6			1SNA **123 003** R12**00**
		orange	SCM6			1SNA **103 233** R21**00**
		yellow	SCM6			1SNA **103 020** R23**00**
		beige	SCM6			1SNA **193 003** R11**00**
5	Separator end section	grey	SCF6		th. 3,0 mm	1SNA **118 707** R03**00**
		blue	SCF6		th. 3,0 mm	1SNA **128 707** R05**00**
		beige	SCF6		th. 3,0 mm	1SNA **198 707** R04**00**
6	Separator end section	grey	SCF61		th. 3,0 mm	1SNA **114 202** R25**00**
7	Separator end section	grey	SCFM6	(3)	th. 3,0 mm	1SNA **114 825** R05**00**
8	Separator end section	grey	SCFEX1	(3)	th. 2,4 mm	1SNA **103 619** R04**00**
9	Separator end section	grey	SCFEX3	(3)	th. 2,4 mm	1SNA **103 620** R01**00**
10	Separator end section (for cover CPV)	grey	SCFCV1-2		th. 3,0 mm	1SNA **116 795** R11**00**
		beige	SCFCV1-2		th. 3,0 mm	1SNA **196 795** R12**00**
11	Protective cover		CPM	(for FEM6C, SCF6 and SCFM6)		1SNA **187 312** R14**00**
12	Protective cover		CPV1-2	(for SCFCV1-2...)		1SNA **176 816** R12**00**
13	Test socket		AL2	(1)	DIA. 2 mm	1SNA **163 043** R21**00**
			AL3	(1)	DIA. 3 mm	1SNA **163 261** R00**00**
			AL4-M3	(1)	DIA. 4 mm	1SNA **206 721** R01**00**
14	Test plug		FC2		DIA. 2 mm	1SNA **007 865** R26**00**
			FC4		DIA. 4 mm	1SNA **167 860** R01**00**
16	Assembled jumper bar (with IP20 protection)	57 A	BJMI10	(1)	2 poles	1SNA **176 675** R04**00**
		57 A	BJMI10	(1)	3 poles	1SNA **176 676** R05**00**
		57 A	BJMI10	(1)	4 poles	1SNA **176 677** R06**00**
		57 A	BJMI10	(1)	5 poles	1SNA **176 678** R17**00**
		57 A	BJMI10	(1)	10 poles	1SNA **176 679** R10**00**
17	Jumper bar not assembled Post + screw + washer IP20	57 A	BJS10	(1)	20 poles	1SNA **177 654** R00**00**
			EV6I			1SNA **206 394** R02**00**
18	Pivoting jumper bar	70 A	BJP10			1SNA **174 451** R22**00**
19	Universal jumper bar	50 A	BJDP1	(1)(2) spacing 10 <->spacing 16		1SNA **179 623** R03**00**
		70 A	BJDP3	(1)(2) spacing 10 <->spacing 12		1SNA **179 625** R05**00**
20	Comb type jumper bar	70 A	PC10		10 poles	1SNA **163 315** R26**00**
21	Protection label		EP8		3 blocks	1SNA **163 428** R20**00**
			EP10		4 blocks	1SNA **163 429** R21**00**
	Screw for protection label		VSP6			1SNA **163 433** R15**00**
22	Protection label		EPU6			1SNA **107 038** R25**00**
23	IDC jumper	24 A	AD2,5			1SNA **114 205** R20**00**

R See section on markers marking method RC1010

Note : (1) A circuit separator **SC** may be required with the use of these accessories.
(2) See column : "Various applications".
(3) End sections and circuit separators snapped on rails.

M 10/10.1	M 10/10.4	M 10/10.C	M 10/10.RTS
Spacing 10 mm - 0,05 *(.394")*	Spacing 10 mm - 0,05 *(.394")*	Spacing 10 mm - 0,05 *(.394")*	Spacing 10 mm - 0,05 *(.394")*
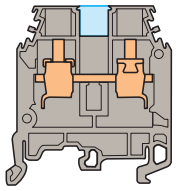	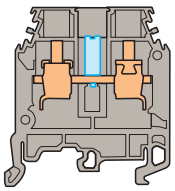	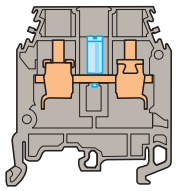	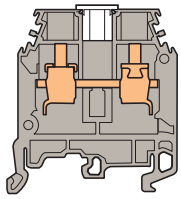
Grey 1SNA **115 261** R**2**000 Beige 1SNA **195 261** R**2**100	Grey 1SNA **115 474** R**1**600	Grey 1SNA **115 228** R**2**700	Grey 1SNA **115 572** R**1**000
M 10/10 with partition.	*M 10/10.1 equipped with a test socket DIA. 4 mm/.16".*	*M 10/10 equipped with a flexible test socket DIA. 2,5 mm/.10" for connector.*	*M 10/10 with blank top marking surface.*
cULus CE	cULus CE	cULus CE	*idem M 10/10*
Part numbers	**Part numbers**	**Part numbers**	**Part numbers**
1SNA **118 368** R**1**600	1SNA **118 368** R**1**600	1SNA **118 368** R**1**600	1SNA **118 368** R**1**600
1SNA **103 312** R**2**000	1SNA **103 312** R**2**000	1SNA **103 312** R**2**000	1SNA **103 312** R**2**000
1SNA **128 368** R**1**000	1SNA **128 368** R**1**000	1SNA **128 368** R**1**000	1SNA **128 368** R**1**000
1SNA **103 062** R**2**100	1SNA **103 062** R**2**100	1SNA **103 062** R**2**100	1SNA **103 062** R**2**100
1SNA **103 125** R**1**500	1SNA **103 125** R**1**500	1SNA **103 125** R**1**500	1SNA **103 125** R**1**500
1SNA **103 126** R**1**600	1SNA **103 126** R**1**600	1SNA **103 126** R**1**600	1SNA **103 126** R**1**600
1SNA **198 368** R**1**700	1SNA **198 368** R**1**700	1SNA **198 368** R**1**700	1SNA **198 368** R**1**700
(3) 1SNA **114 776** R**2**300	(3) 1SNA **114 776** R**2**300	(3) 1SNA **114 776** R**2**300	(3) 1SNA **114 776** R**2**300
(3) 1SNA **114 777** R**2**400	(3) 1SNA **114 777** R**2**400	(3) 1SNA **114 777** R**2**400	(3) 1SNA **114 777** R**2**400
1SNA **113 003** R**1**000	1SNA **113 003** R**1**000	1SNA **113 003** R**1**000	1SNA **113 003** R**1**000
1SNA **123 003** R**1**200	1SNA **123 003** R**1**200	1SNA **123 003** R**1**200	1SNA **123 003** R**1**200
1SNA **103 020** R**2**300	1SNA **103 020** R**2**300	1SNA **103 020** R**2**300	1SNA **103 020** R**2**300
1SNA **103 233** R**2**100	1SNA **103 233** R**2**100	1SNA **103 233** R**2**100	1SNA **103 233** R**2**100
1SNA **193 003** R**1**100	1SNA **193 003** R**1**100	1SNA **193 003** R**1**100	1SNA **193 003** R**1**100
1SNA **118 707** R**0**300	1SNA **118 707** R**0**300	1SNA **118 707** R**0**300	1SNA **118 707** R**0**300
1SNA **128 707** R**0**500	1SNA **128 707** R**0**500	1SNA **128 707** R**0**500	1SNA **128 707** R**0**500
1SNA **198 707** R**0**400	1SNA **198 707** R**0**400	1SNA **198 707** R**0**400	1SNA **198 707** R**0**400
1SNA **114 202** R**2**500	1SNA **114 202** R**2**500	1SNA **114 202** R**2**500	1SNA **114 202** R**2**500
(3) 1SNA **114 825** R**0**500	(3) 1SNA **114 825** R**0**500	(3) 1SNA **114 825** R**0**500	(3) 1SNA **114 825** R**0**500
(3) 1SNA **103 619** R**0**400	(3) 1SNA **103 619** R**0**400	(3) 1SNA **103 619** R**0**400	(3) 1SNA **103 619** R**0**400
(3) 1SNA **103 620** R**0**100	(3) 1SNA **103 620** R**0**100	(3) 1SNA **103 620** R**0**100	(3) 1SNA **103 620** R**0**100
1SNA **116 795** R**1**100	1SNA **116 795** R**1**100	1SNA **116 795** R**1**100	1SNA **116 795** R**1**100
1SNA **196 795** R**1**200	1SNA **196 795** R**1**200	1SNA **196 795** R**1**200	1SNA **196 795** R**1**200
1SNA **187 312** R**1**400	1SNA **187 312** R**1**400	1SNA **187 312** R**1**400	1SNA **187 312** R**1**400
1SNA **176 816** R**1**200	1SNA **176 816** R**1**200	1SNA **176 816** R**1**200	1SNA **176 816** R**1**200
1SNA **163 043** R**2**100	1SNA **163 043** R**2**100		
1SNA **163 261** R**0**000	1SNA **163 261** R**0**000		
1SNA **206 721** R**0**100	1SNA **206 721** R**0**100		
1SNA **007 865** R**2**600	1SNA **007 865** R**2**600		
1SNA **167 860** R**0**100	1SNA **167 860** R**0**100		
(4) 1SNA **176 675** R**0**400	(4) 1SNA **176 675** R**0**400		
(4) 1SNA **176 676** R**0**500	(4) 1SNA **176 676** R**0**500		
(4) 1SNA **176 677** R**0**600	(4) 1SNA **176 677** R**0**600		
(4) 1SNA **176 678** R**1**700	(4) 1SNA **176 678** R**1**700		
(4) 1SNA **176 679** R**1**000	(4) 1SNA **176 679** R**1**000		
(4) 1SNA **177 654** R**0**000	(4) 1SNA **177 654** R**0**000		
1SNA **206 394** R**0**200	1SNA **206 394** R**0**200		
1SNA **174 451** R**2**200	1SNA **174 451** R**2**200		
(4)(2) 1SNA **179 623** R**0**300	(4)(2) 1SNA **179 623** R**0**300		
(4)(2) 1SNA **179 625** R**0**500	(4)(2) 1SNA **179 625** R**0**500		
1SNA **163 315** R**2**600	1SNA **163 315** R**2**600	1SNA **163 315** R**2**600	1SNA **163 315** R**2**600
1SNA **163 428** R**2**000	1SNA **163 428** R**2**000		
1SNA **163 429** R**2**100	1SNA **163 429** R**2**100		
1SNA **163 433** R**1**500	1SNA **163 433** R**1**500		
1SNA **107 038** R**2**500	1SNA **107 038** R**2**500	1SNA **107 038** R**2**500	1SNA **107 038** R**2**500
1SNA **114 205** R**2**000	1SNA **114 205** R**2**000	1SNA **114 205** R**2**000	1SNA **114 205** R**2**000
	Protection IP 10	*Protection IP 10*	
RC1010	RC1010	RC1010	RC1010

Note : (2) See column : "Various applications". (3) End sections and circuit separators snapped on rails.
(4) Use of these accessories requires the user to cut out the partition.

Various applications

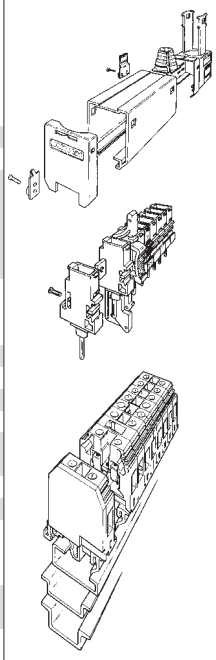

The terminal blocks M 10/10.C are equipped with a test socket DIA. 2,5 mm/.10" for connectors described in the section "Connectors".

BJDP1 *permits the interconnection with a terminal block series "M" with 16 mm spacing.*

BJDP3 *permits the interconnection with a terminal block series "M" with 12 mm spacing.*

Standard terminal blocks

Screw clamp

DIN 1 - 3

refer to the section "Special Applications" for part numbers and characteristics.

End stop		th. 9 mm	**BADL**	1SNA **399 903** R0200
End stop		th. 10 mm	**BAM2**	1SNA **206 351** R1600
End stop		th. 10 mm	**BAR**	1SNA **164 338** R0600
Rail		35 x 7,5 x 1	**PR3.Z2**	1SNA **174 300** R1700
Rail		35 x 15 x 2,3	**PR4**	1SNA **168 500** R1200
Rail		35 x 15 x 1,5	**PR5**	1SNA **168 700** R2200
Rail		32 x 15 x 1,5	**PR1.Z2**	1SNA **163 050** R0400

Other end stops, rails and accessories : see section on accessories.

Characteristics

Wire size

		IEC NFC DIN	UL	CSA
Screw clamp	Rigid	0,5-25 mm²	18-6 AWG	8-4 AWG
	Flexible	0,5-16 mm²	18-6 AWG	8-4 AWG

Voltage			
Rated	1000 V	600 V	600 V
Impulse withstand	8 kV		
Pollution degree	3		
Current			
Rated	76 A	85 A	100 A
Wire size			
Rated / Gauge	16 mm² / B7	6 AWG	4 AWG

Wire strip. length	Recomm. Screwdriver	Recomm. torque	Protection
14 mm	5,5 mm	1,2-1,4 Nm	IP 20
.55"	*.22"*	*10.6-12.4 lb.in*	*NEMA 1*

Notes

The use of some accessories may decrease the block's voltage rating. For more information, consult us.

M 16/12...

Spacing 12 mm - 0,1 *(.473")*

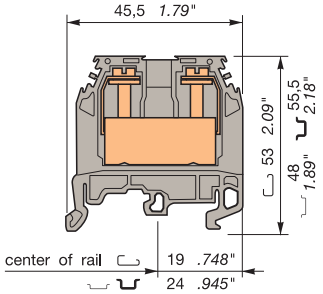

Standard 12 mm block with partition. 1SNA **115 129** R1400

Colour		Type	Part numbers
Standard blocks			
Grey		**M 16/12**	1SNA **115 129** R1400
Blue		**M 16/12.N**	1SNA **125 129** R1600
Yellow		**M 16/12**	1SNA **105 129** R2300
Red		**M 16/12**	1SNA **400 192** R2700
Black		**M 16/12**	1SNA **400 191** R2600
White		**M 16/12**	1SNA **400 193** R2000
Beige		**M 16/12**	1SNA **195 129** R1500

Accessories

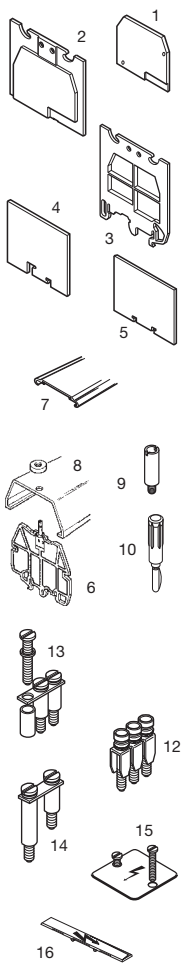

			Type			Part numbers
1	End section	grey	FEM12		th. 3,0 mm	1SNA **118 618** R0100
		blue	FEM12		th. 3,0 mm	1SNA **128 618** R0300
		yellow	FEM12		th. 3,0 mm	1SNA **103 065** R2400
		beige	FEM12		th. 3,0 mm	1SNA **198 618** R0200
2	Separator end section	grey	SCF12		th. 3,0 mm	1SNA **113 102** R1000
		beige	SCF12		th. 3,0 mm	1SNA **193 102** R1100
3	Separator end section	grey	SCFM6	(1)	th. 3,0 mm	1SNA **114 825** R0500
4	Separator end section	grey	SCFEX1	(1)	th. 2,4 mm	1SNA **103 619** R0400
5	Separator end section	grey	SCFEX3	(1)	th. 2,4 mm	1SNA **103 620** R0100
6	Separator end section for cover CPV	grey	SCFCV 1.2		th. 3,0 mm	1SNA **116 795** R1100
		beige	SCFCV 1.2		th. 3,0 mm	1SNA **196 795** R1200
7	Protective cover		CPM	(for SCF12..., SCFM6)		1SNA **187 312** R1400
8	Protective cover		CPV 1.2	(for SCFCV1.2...)		1SNA **176 816** R1200
9	Test socket		AL2		DIA. 2,0 mm	1SNA **163 043** R2100
			AL3		DIA. 3,0 mm	1SNA **163 261** R0000
			AL4-M3		DIA. 4,0 mm	1SNA **206 721** R0100
10	Test plug		FC2		DIA. 2,0 mm	1SNA **007 865** R2600
			FC4		DIA. 4,0 mm	1SNA **167 860** R0100
12	Assembled jumper bar (with IP20 protection)	76 A	BJMI 12	(2)	2 poles	1SNA **179 626** R0600
		76 A	BJMI 12	(2)	3 poles	1SNA **179 628** R1000
		76 A	BJMI 12	(2)	4 poles	1SNA **179 629** R1100
		76 A	BJMI 12	(2)	5 poles	1SNA **179 630** R1600
		76 A	BJMI 12	(2)	10 poles	1SNA **179 631** R0300
13	Jumper bar not assembled post + screw + washer	57 A	BJS 12	(2)	20 poles	1SNA **177 653** R0700
			EV12			1SNA **168 664** R1100
14	Universal jumper bar	95 A	BJDP2	(2)(3)	spacing 12<->spacing 16	1SNA **179 624** R0400
		70 A	BJDP3	(2)(3)	spacing 12<->spacing 6-6,5-8 or 10	1SNA **179 625** R0500
15	Protection label		EP10		3 blocks	1SNA **163 429** R2100
			EP12		4 blocks	1SNA **163 430** R2600
	Screw for protection label		VSP12			1SNA **163 432** R1400
16	Protection label		EPU6			1SNA **107 038** R2500
R	See section on markers marking method		RC65 - RC610	RC810	RC1010	

Note : (1) Separator end sections snapped on rails.
(2) Use of these accessories requires the user to cut out the partition.
(3) See column : "Various applications".
(4) Use 2 labels EPU6 (spacing 12 mm).

M 16/12.C

Spacing 12 mm - 0,1 (.473")

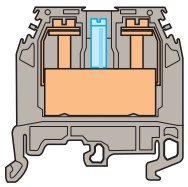

Grey ☐ 1SNA **115 210** R**2100**

12 mm block equipped with a flexible test socket DIA. 2,5 mm for connector.

M 16/12.2A.G

Spacing 12 mm - 0,1 (.473")

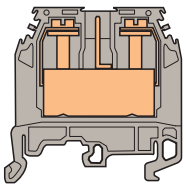

Grey ☐ 1SNA **115 679** R**0300**

Standard 12 mm block with partition and central quick-connect output.

Part numbers	Part numbers	Part numbers	Part numbers	Part numbers	Part numbers	Various applications
1SNA **118 618** R**0100**	1SNA **118 618** R**0100**					
1SNA **128 618** R**0300**						
1SNA **103 065** R**2400**						
1SNA **198 618** R**0200**						
1SNA **113 102** R**1000**	1SNA **113 102** R**1000**					
1SNA **193 102** R**1100**						
(1) 1SNA **114 825** R**0500**	(1) 1SNA **114 825** R**0500**					
(1) ⊂⊃ 1SNA **103 619** R**0400**	(1) ⊂⊃ 1SNA **103 619** R**0400**					
(1) ⊂⊃ 1SNA **103 620** R**0100**	(1) ⊂⊃ 1SNA **103 620** R**0100**					
1SNA **116 795** R**1100**	1SNA **116 795** R**1100**					
1SNA **196 795** R**1200**						
1SNA **187 312** R**1400**	1SNA **187 312** R**1400**					
1SNA **176 816** R**1200**	1SNA **176 816** R**1200**					
1SNA **107 038** R**2500**						
RC65 - RC610 RC810 RC1010	RC65 - RC610 RC810					

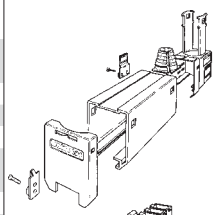

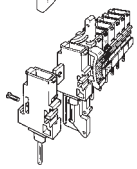

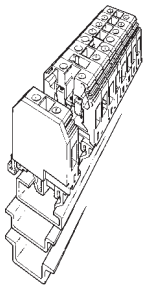

The terminal blocks M 16/12.C are equipped with a test socket DIA. 2,5 mm/.10" for connectors described in the section "Connectors".

***BJDP2** permits the interconnection with a terminal block series "M" spacing 16 mm.*

***BJDP3** permits the interconnection with a terminal block series "M" spacing 6 - 6,5 - 8 or 10 mm.*

Note : (1) Separator end sections snapped on rails.

Standard terminal blocks

Screw clamp

DIN 1 - 3

refer to the section "Special Applications" for part numbers and characteristics.

End stop		th. 9 mm	**BADL**	1SNA **399 903** R02**00**
End stop		th. 10 mm	**BAM2**	1SNA **206 351** R16**00**
End stop		th. 10 mm	**BAR**	1SNA **164 338** R06**00**
Rail		35 x 7,5 x 1	**PR3.Z2**	1SNA **174 300** R17**00**
Rail		35 x 15 x 2,3	**PR4**	1SNA **168 500** R12**00**
Rail		35 x 15 x 1,5	**PR5**	1SNA **168 700** R22**00**
Rail		32 x 15 x 1,5	**PR1.Z2**	1SNA **163 050** R04**00**

Other end stops, rails and accessories : see section on accessories.

Notes

The use of some accessories may decrease the block's voltage rating. For more information, consult us.
***BJDP1** permits the interconnection with a terminal block series "M" spacing 6 or 6,5 or 8 or 10 mm.*
***BJDP2** permits the interconnection with a terminal block series "M" spacing 12 mm.*

M 35/16

Spacing 16 mm -0,1 (.630")

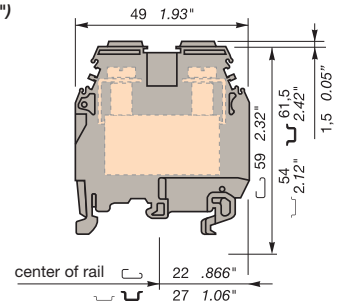

Standard 16 mm block with partition.

Colour	Type	Part numbers
Grey	**M 35/16**	1SNA **115 124** R07**00**
Blue	**M 35/16.N**	1SNA **125 124** R01**00**
Yellow	**M 35/16**	1SNA **105 124** R16**00**
Red	**M 35/16**	1SNA **400 195** R22**00**
Black	**M 35/16**	1SNA **400 194** R21**00**
White	**M 35/16**	1SNA **400 196** R23**00**
Beige	**M 35/16**	1SNA **195 124** R00**00**

Characteristics

Wire size		IEC NFC DIN	UL/CSA
Screw clamp	Rigid	1-50 mm²	10-0 AWG
	Flexible	1-35 mm²	10-1 AWG
Voltage			
Rated		1000 V	600 V
Impulse withstand		8 kV	
Pollution degree		3	
Current			
Rated		125 A	150 A
Wire size			
Rated / Gauge		35 mm² / B9	0 AWG

Wire strip. length	Recomm. Screwdriver	Recomm. torque	Protection
17 mm	6,5-7 mm	2,8-3 Nm	IP20
.669"	.255" - .276"	24.9-26.7 lb.in	NEMA 1

M 35/16.2A.2G

Spacing 16 mm -0,1 (.630")

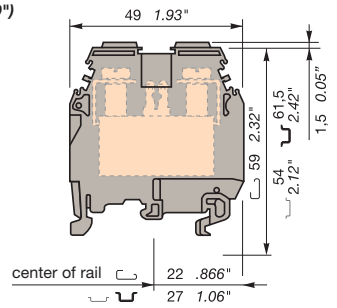

Standard 16 mm block with partition and central quick-connect tabs

Colour	Type	Part numbers
Grey	**M 35/16.2A.2G**	1SNA **115 719** R23**00**

Characteristics

Wire size		IEC NFC DIN	UL	CSA
Screw clamp	Rigid	1-50 mm²	16-0 AWG	16-0 AWG
	Flexible	1-35 mm²	16-2 AWG	16-2 AWG
Quick connect		4 tabs : 2,8 x 0,8 series 110 - 1,5 mm² max. 2 tabs : 6,3 x 0,8 series 250 - 2,5 mm² max.		
Voltage				
Rated		800 V		
Impulse withstand		8 kV		
Pollution degree		3		
Current				
Rated		125 A (4)		
Wire size				
Rated / Gauge		35 mm² / B9	0 AWG	0 AWG

Wire strip. length	Recomm. Screwdriver	Recomm. torque	Protection
17 mm	6,5-7 mm	2,8-3 Nm	IP20
.669"	.255" - .276"	24.3-26.1 lb.in	NEMA 1

Accessories

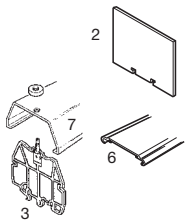

			Type			Part numbers	Type			Part numbers
2	Separator end section	grey	SCFT1		th. 1,0 mm	1SNA **103 588** R26**00**	SCFT1		th. 1,0 mm	1SNA **103 588** R26**00**
3	Separator end section for cover CPV	grey	SCFCV1.2	(1)	th. 3,0 mm	1SNA **116 795** R11**00**	SCFCV1.2	(1)	th. 3,0 mm	1SNA **116 795** R11**00**
		beige	SCFCV1.2	(1)	th. 3,0 mm	1SNA **196 795** R12**00**				
6	Protective cover		CPM	(for SCF16...)		1SNA **187 312** R14**00**	CPM	(for SCF16...)		1SNA **187 312** R14**00**
7	Protective cover		CPV1.2	(for SCFCV1.2...)		1SNA **176 816** R12**00**	CPV1.2	(for SCFCV1.2...)		1SNA **176 816** R12**00**
8	Test socket		AL4-M4		DIA. 4,0 mm	1SNA **206 723** R03**00**				
9	Test plug		FC2		DIA. 2,0 mm	1SNA **007 865** R26**00**				
			FC4		DIA. 4,0 mm	1SNA **167 860** R01**00**				

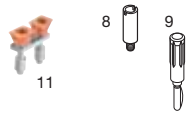

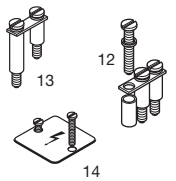

			Type			Part numbers
11	Assembled jumper bar (with IP20 protection)	110 A	JB16-2	(2)	2 poles	1SNK **916 302** R00**00**
		110 A	JB16-3	(2)	3 poles	1SNK **916 303** R00**00**
		110 A	JB16-4	(2)	4 poles	1SNK **916 304** R00**00**
		110 A	JB16-5	(2)	5 poles	1SNK **916 305** R00**00**
		110 A	JB16-10	(2)	10 poles	1SNK **916 310** R00**00**
12	Jumper bar not assembled	125 A	BJS16	(2)	10 poles	1SNA **168 238** R16**00**
			EV16			1SNA **179 627** R07**00**
13	Universal jumper bar	50 A	BJDP1	(2)(3)	spacing 16<->spacing 6-6,5-8 or 10	1SNA **179 623** R03**00**
		95 A	BJDP2	(2)(3)	spacing 16 <->spacing 12	1SNA **179 624** R04**00**
14	Protection label		EP12		3 blocks	1SNA **163 430** R26**00**
			EP16		4 blocks	1SNA **163 431** R13**00**
	Screw for protection label		VSP16			1SNA **173 147** R20**00**

R	See section on markers method	RC65 - RC610	RTM9	RC810	RC1010		RC65 - RC610	RTM9	RC810	RC1010

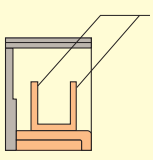

2 quick-connect outputs for 6.3 x 0.8 series 250 tabs (2 tabs) or 2.8 x 0.8 series 110 tabs (4 tabs)

Note : (1) Separator end section snapped on rail. (2) Use of these accessories requires the user to cut out the partition. (3) See column "various applications" on previous pages. (4) Maximum withstand current : 8 A for quick-connect connection for 2,8 x 0,8 mm tabs and 20 A for quick-connect connection for 6,3 x 0,8 mm tabs.

Standard terminal blocks

Screw clamp

DIN 3

D 70/22...

Spacing 22 mm +0,03 *(.868")*

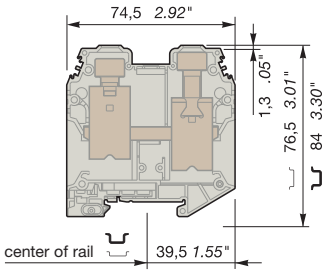

Standard 22 mm block with partition. Tighten clamp with 6 mm Allen Key. Closed block.

Colour		Type	Part numbers
Grey	□	**D 70/22**	1SNA **400 305** R**1**000
Blue	□	**D 70/22.N**	1SNA **400 306** R**1**100

End stop	⊔	th. 12 mm	**BADH**	1SNA **116 900** R**2**700
End stop	⊔	th. 9,1 mm	**BAMH**	1SNA **114 836** R**0**000
End stop	⊔	th. 9,1 mm	**BAMH**	1SNA **194 836** R**0**100
Rail	⊔	35 x 7,5 x 1	**PR3.Z2**	1SNA **174 300** R**1**700
Rail	⊔	35 x 15 x 2,3	**PR4**	1SNA **168 500** R**1**200
Rail	⊔	35 x 15 x 1,5	**PR5**	1SNA **168 700** R**2**200

Other end stops, rails and accessories : see section on accessories.

Notes

The use of some accessories may decrease the block's voltage rating. For more information, consult us.

Characteristics

Wire size

		IEC NFC	IEC DIN	UL/CSA
Screw clamp	Rigid	16-95 mm²		4-00 AWG
	Flexible	16-70 mm²		4-00 AWG

Voltage

Rated	1000 V	600 V
Impulse withstand	8 kV	
Pollution degree	3	

Current

Rated	192 A	159 A

Wire size

Rated / Gauge	70 mm² / B11

Wire strip. length	Recomm. tool	Recomm. torque	Protection
25 mm	6 mm Allen Key	6-7 Nm	IP20
.98"	*.236" Allen Key*	*53,4-62,3 lb.in*	*NEMA 1*

Accessories

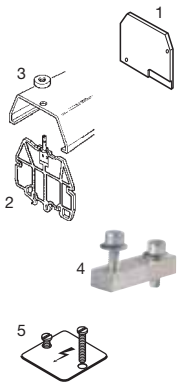

		Type			Part numbers
			Closed block		
1	End section				
2	Separator end section grey for cover CPV	SCFCV4	(1)	th. 3,0 mm	1SNA **116 797** R**1**300
3	Protective cover	CPV4	(for SCFCV4...)		1SNA **176 791** R**2**100
4	Jumper bar not assembled 192 A	JB22-2	(2)	2 poles	1SNK **922 302** R**0**000
	192 A	JB22-3	(2)	3 poles	1SNK **922 303** R**0**000
	192 A	JB22-5	(2)	5 poles	1SNK **922 305** R**0**000
	192 A	JB22-10	(2)	10 poles	1SNK **922 310** R**0**000
5	Protection label	EP223		3 blocks	1SNA **173 327** R**2**400
		EP224		4 blocks	1SNA **173 328** R**0**500
	Screw for protection label	VSP22			1SNA **400 252** R**1**200

R See section on markers marking method

RC65 - RC610 RC810 RC1010

Note : (1) End sections and circuit separators snapped on rails.
(2) Use of these accessories requires the user to cut out the partition.

Standard terminal blocks

Screw clamp

DIN 3

refer to the section "Special Applications" for part numbers and characteristics.

End stop		th. 12 mm	**BADH**	1SNA **116 900** R**27**00
End stop		th. 9,1 mm	**BAMH**	1SNA **114 836** R**00**00
End stop		th. 9,1 mm	**BAMH**	1SNA **194 836** R**01**00
Rail		35 x 7,5 x 1	**PR3.Z2**	1SNA **174 300** R**17**00
Rail		35 x 15 x 2,3	**PR4**	1SNA **168 500** R**12**00
Rail		35 x 15 x 1,5	**PR5**	1SNA **168 700** R**22**00

Other end stops, rails and accessories : see section on accessories.

Notes

The use of some accessories may decrease the block's voltage rating. For more information, consult us.

D95/26...

Spacing 26 mm *(1.02")*

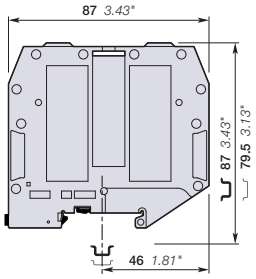

Standard 26 mm block. Closed block. Tighten clamp with 6 mm Allen Key.

Colour	Type	Part numbers
Grey	**D95/26**	1SNA **400 370** R**24**00
Blue	**D95/26.N**	1SNA **400 371** R**11**00

Characteristics

Wire size		IEC NFC DIN	UL	CSA
Screw clamp	Rigid	35-120 mm²	2-0000 AWG	
	Flexible	35-95 mm²	2-000 AWG	

Voltage			
Rated	1000 V	600 V	
Impulse withstand	8 kV		
Pollution degree	3		

Current			
Rated	232 A	230 A	

Wire size			
Rated / Gauge	95 mm² / B12		

Wire strip. length	Recomm. tool	Recomm. torque	Protection
26 mm	6 mm Allen Key	9,25 Nm	IP 10
1.02"	*.236" Allen Key*	*81.7 lb.in*	*NEMA 1*

Installation of jumper bar

- With flat pliers, cut out the partitions on the terminal block insulating body. Be careful to not cut out the jumpered terminal blocks partitions at both ends of the assembly in order to maintain the IP20, Nema 1 *protection and insulation,*

- Install the jumper bar with the recommended tool and torque.

Accessories

			Type		Part numbers
1	Jumper bar	232 A	JB26-2 (1)	2 poles	1SNK **926 302** R**00**00
		232 A	JB26-3 (1)	3 poles	1SNK **926 303** R**00**00
		232 A	JB26-5 (1)	5 poles	1SNK **926 305** R**00**00
		232 A	JB26-10 (1)	10 poles	1SNK **926 310** R**00**00

R See section on markers marking method

RC65 - RC610 RC810 RC1010

Note : (1) Use of these accessories requires the user to cut out the partition.

Standard terminal blocks

Screw clamp

DIN 3

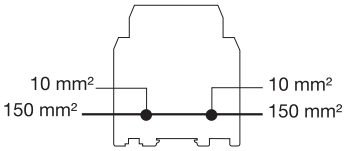

End stop		th. 12 mm	**BADH**	1SNA **116 900** R2700
End stop		th. 9,1 mm	**BAMH**	1SNA **114 836** R0000
End stop		th. 9,1 mm	**BAMH**	1SNA **194 836** R0100
Rail		35 x 7,5 x 1	**PR3.Z2**	1SNA **174 300** R1700
Rail		35 x 15 x 2,3	**PR4**	1SNA **168 500** R1200
Rail		35 x 15 x 1,5	**PR5**	1SNA **168 700** R2200

Other end stops, rails and accessories : see section on accessories.

Notes

* *In the wire entry :*
- *Accessory CPBP2 needed*
- *IP10 without the accessory.*

Accessories

1	Jumper bar not assembled		
2	IP20 cover		
3	Assembled jumper bar		

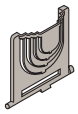

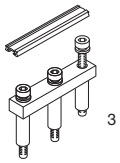

R

R See section on markers marking method

D 150/31.D10

Spacing 31 mm *(1.22")*

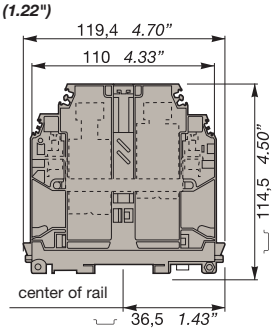

Standard 31 mm block. Delivered with end plate and 10 mm² (6 AWG) tap.

CE

Colour	Type	Part numbers
Grey	**D 150/31.D10**	1SNA **399 715** R0400
Blue	**D 150/31.D10.N**	1SNA **399 717** R0600

Characteristics

Wire size		IEC NFC DIN	UL/CSA
Main circuit	Rigid	25-185 mm²	
Screw clamp	Flexible	35-150 mm²	
Tap	Rigid	0,5-16 mm²	
Screw clamp	Flexible	0,5-10 mm²	
Voltage			
Rated		1000 V	
Impulse withstand		12 kV	
Pollution degree		3	
Current Rated			
Main circuit		309 A	
Tap		57 A	
Wire size Rated / Gauge			
Main circuit		150 mm² / B14	
Tap		10 mm² / B14	

	Wire strip. length	Tools	Recomm. torque	Protection
Main circuit	35 mm	8 mm Allen Key	10-30 Nm	IP 20 *
	1.37"	*0.31"*	*88.5-260 lb.in*	
Tap	12 mm	Screwdriver Ø 4 mm	1,2-1,4 Nm	
	0.47"		*10.6-12.3 lb.in*	

Type			Part numbers
	Consult us		
CPBP1			1SNA **399 788** R1600
BJMI 31.2	2 poles	309 A	1SNA **206 053** R0700
BJMI 31.3	3 poles	309 A	1SNA **206 054** R0000

RC1010 RC810 RC65 - RC610 RC55 - RC510 RC410

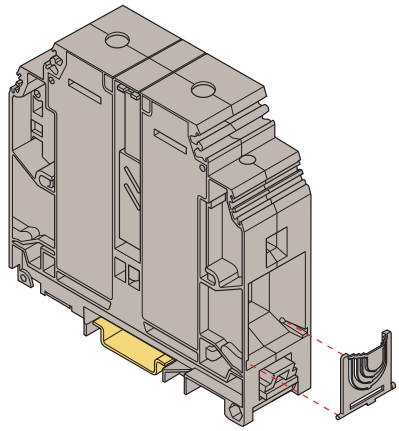

Partition to cut to fit the wire diameter.

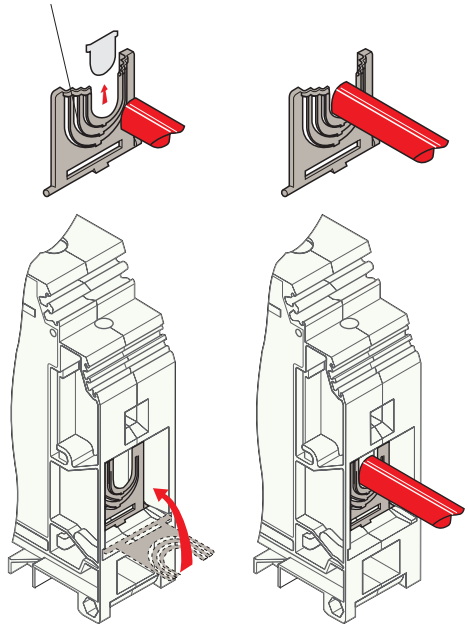

Locking foot operating with screwdriver DIA. 4

Sideopening "bistable action". The locking foot remains in open or closed position.

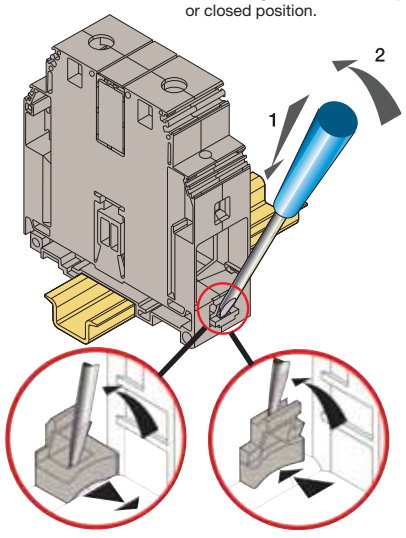

Unlocking **Locking**

Standard terminal blocks

Screw clamp

DIN 3

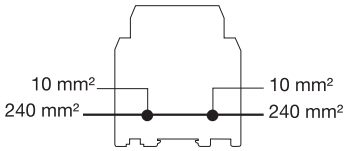

End stop		th. 12 mm	**BADH**	1SNA **116 900** R2700
End stop		th. 9,1 mm	**BAMH**	1SNA **114 836** R0000
End stop		th. 9,1 mm	**BAMH**	1SNA **194 836** R0100
Rail		35 x 7,5 x 1	**PR3.Z2**	1SNA **174 300** R1700
Rail		35 x 15 x 2,3	**PR4**	1SNA **168 500** R1200
Rail		35 x 15 x 1,5	**PR5**	1SNA **168 700** R2200

Other end stops, rails and accessories : see section on accessories.

Notes

* *In the wire entry :*
- *Accessory CPBP2 needed*
- *IP10 without the accessory.*

Accessories

		Type	Part numbers
1	Jumper bar not assembled	Consult us	
2	IP20 cover	CPBP2	1SNA **399 787** R0500
3	Assembled jumper bar	BJMI 36.2 2 poles 415 A	1SNA **206 126** R2500
		BJMI 36.3 3 poles 415 A	1SNA **206 223** R0600

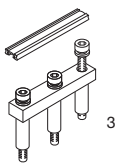

R See section on markers marking method

RC1010 RC810 RC65 - RC610 RC55 - RC510 RC410

D 240/36.D10

Spacing 36 mm *(1.41")*

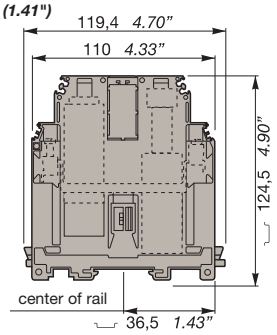

Standard 36 mm block. Delivered with end plate and 10 mm² (6 AWG) tap.

CE

Colour	Type	Part numbers
Grey	**D 240/36.D10**	1SNA **399 704** R1200
Blue	**D 240/36.D10.N**	1SNA **399 706** R1400

Characteristics

		IEC NFC	IEC DIN	UL/CSA
Wire size				
Main circuit	Rigid	50-300 mm²		
Screw clamp	Flexible	35-240 mm²		
Tap	Rigid	0,5-16 mm²		
Screw clamp	Flexible	0,5-10 mm²		
Voltage				
Rated		1000 V		
Impulse withstand		8 kV		
Pollution degree		3		
Current Rated				
Main circuit		415 A		
Tap		57 A		
Wire size Rated / Gauge				
Main circuit		240 mm² / B14		
Tap		10 mm² / B14		

	Wire strip. length	Outil de serrage	Recomm. torque	Protection
Main circuit	35 mm	8 mm Allen Key	14-30 Nm	IP 20 *
	1.37"	*0.39"*	*124-260 lb.in*	
Tap	12 mm	*Screwdriver Ø 4 mm*	1,2-1,4 Nm	
	0.47"		*10.6-12.3 lb.in*	

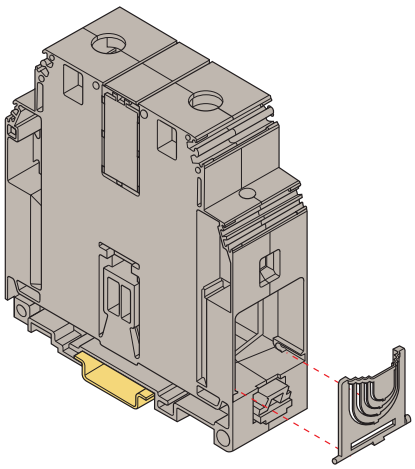

Partition to cut to fit the wire diameter.

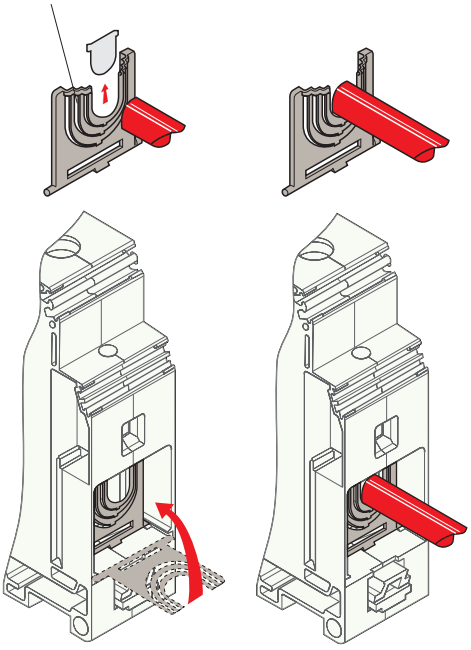

Locking foot operating with screwdriver DIA. 4

Sideopening "bistable action". The locking foot remains in open or closed position.

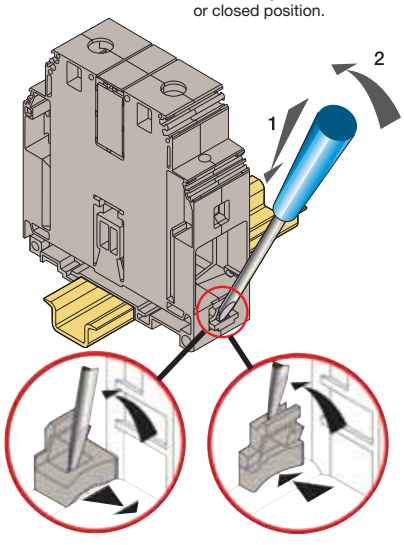

Notes

Double-deck terminal blocks

Screw clamp

DIN 1 - 3

refer to the section "Special Applications" for part numbers and characteristics.

End stop		th. 12 mm	**BADH**	1SNA **116 900** R**27**00
End stop		th. 9,1 mm	**BAMH**	1SNA **114 836** R**00**00
End stop		th. 9,1 mm	**BAMH**	1SNA **194 836** R**01**00
Rail		35 x 7,5 x 1	**PR3.Z2**	1SNA **174 300** R**17**00
Rail		35 x 15 x 2,3	**PR4**	1SNA **168 500** R**12**00
Rail		35 x 15 x 1,5	**PR5**	1SNA **168 700** R**22**00
Rail		32 x 15 x 1,5	**PR1.Z2**	1SNA **163 050** R**04**00

Other end stops, rails and accessories : see section on accessories.

Notes

The use of some accessories may decrease the block's voltage rating. For more information, consult us.

MA 2,5/5.D2...

Spacing 5 mm +0,08 (.200")

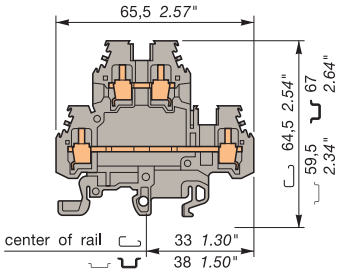

Standard 5 mm block

Colour	Type	Part numbers
Grey	**MA 2,5/5.D2**	1SNA **115 490** R**13**00
Blue	**MA 2,5/5.D2.N**	1SNA **125 490** R**15**00
Beige	**MA 2,5/5.D2**	1SNA **195 490** R**14**00

Characteristics

Wire size

		IEC NFC DIN	UL	CSA
Screw clamp	Rigid	0,2-4 mm²	22-12 AWG	20-12 AWG
	Flexible	0,22-2,5 mm²	22-12 AWG	20-12 AWG

Voltage

Rated	630 V	300 V	300 V
Impulse withstand	8 kV		
Pollution degree	3		

Current

Rated	24 A	20 A	25 A

Wire size

Rated / Gauge	2,5 mm² / A3	12 AWG	12 AWG

Wire strip. length	Recomm. Screwdriver	Recomm. torque	Protection
9 mm	3,5 mm	0,4-0,6 Nm	IP20
.354"	.138"	3.5-5.3 lb.in	NEMA 1

MA 2,5/5.D2.1...

Spacing 5 mm +0,08 (.200")

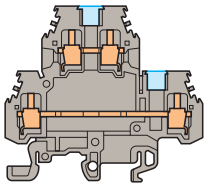

MA 2,5/5.D2 with partition

Colour	Type	Part numbers
Grey	**MA 2,5/5.D2.1**	1SNA **115 491** R**00**00
Blue	**MA 2,5/5.D2.1.N**	1SNA **125 491** R**02**00

Characteristics

Wire size

		IEC NFC DIN	UL	CSA
Screw clamp	Rigid	0,2-4 mm²	22-12 AWG	20-12 AWG
	Flexible	0,22-2,5 mm²	22-12 AWG	20-12 AWG

Voltage

Rated	630 V	300 V	300 V
Impulse withstand	8 kV		
Pollution degree	3		

Current

Rated	24 A	20 A	25 A

Wire size

Rated / Gauge	2,5 mm² / A3	12 AWG	12 AWG

Wire strip. length	Recomm. Screwdriver	Recomm. torque	Protection
9 mm	3,5 mm	0,4-0,6 Nm	IP20
.354"	.138"	3.5-5.3 lb.in	NEMA 1

Accessories

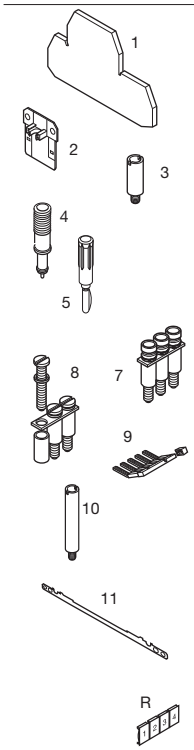

			Type			Part numbers	Type			Part numbers
1	End section	grey	FEM6D		th. 1,0 mm	1SNA **118 499** R**23**00	FEM6D		th. 1,0 mm	1SNA **118 499** R**23**00
		blue	FEM6D		th. 1,0 mm	1SNA **128 499** R**25**00	FEM6D		th. 1,0 mm	1SNA **128 499** R**25**00
		beige	FEM6D		th. 1,0 mm	1SNA **198 499** R**24**00	FEM6D		th. 1,0 mm	1SNA **198 499** R**24**00
2	Circuit separator	grey	SCMA5D		th. 1,0 mm	1SNA **116 720** R**21**00				
3	Test socket		AL2	(1)	DIA. 2,0 mm	1SNA **164 950** R**00**00	AL2		DIA. 2,0 mm	1SNA **164 950** R**00**00
4	Test device		DCV		green	1SNA **173 058** R**02**00	DCV		green	1SNA **173 058** R**02**00
5	Test plug		FC2	(3)	DIA. 2,0 mm	1SNA **007 865** R**26**00	FC2	(3)	DIA. 2,0 mm	1SNA **007 865** R**26**00
7	Assembled jumper bar (with IP 20 protection)	24 A	BJMI5D	(1)	2 poles	1SNA **176 736** R**21**00	BJMI5D	(2)	2 poles	1SNA **176 736** R**21**00
		24 A	BJMI5D	(1)	3 poles	1SNA **176 737** R**22**00	BJMI5D	(2)	3 poles	1SNA **176 737** R**22**00
		24 A	BJMI5D	(1)	4 poles	1SNA **176 738** R**03**00	BJMI5D	(2)	4 poles	1SNA **176 738** R**03**00
		24 A	BJMI5D	(1)	5 poles	1SNA **176 739** R**04**00	BJMI5D	(2)	5 poles	1SNA **176 739** R**04**00
		24 A	BJMI5D	(1)	10 poles	1SNA **176 740** R**11**00	BJMI5D	(2)	10 poles	1SNA **176 740** R**11**00
8	Jumper bar not assembled Screw + washer + post	24 A	BJS5D	(1)	20 poles	1SNA **177 651** R**05**00	BJS5D	(2)	20 poles	1SNA **177 651** R**05**00
			EV5D			1SNA **176 260** R**10**00	EV5D			1SNA **176 260** R**10**00
9	Comb type jumper bar	30 A	PC5		2 poles	1SNA **113 542** R**10**00	PC5		2 poles	1SNA **113 542** R**10**00
		30 A	PC5		10 poles	1SNA **113 544** R**12**00	PC5		10 poles	1SNA **113 544** R**12**00
	Insulating tip		EIP			1SNA **113 550** R**24**00	EIP			1SNA **113 550** R**24**00
10	Vertical jumper bar		ITV5			1SNA **176 259** R**13**00	ITV5			1SNA **176 259** R**13**00
11	Shield connector		CBM5D		th. 0,5 mm	1SNA **173 530** R**24**00	CBM5D		th. 0,5 mm	1SNA **173 530** R**24**00
R	See section on markers marking method									

RC55 - RC510 Sides of block RCT610 - RTM7 Top of block

RC55 - RC510 Sides of block RCT610 - RTM7 Top of block

Note : (1) A circuit separator SC may be required with the use of these accessories.
(2) Use of these accessories requires the user to cut out the partition.
(3) For block equipped with test socket AL2.

Double-deck terminal block

Screw clamp

DIN 1 - 3

MA 2,5/5.D1.1...

Spacing 5 mm +0,08 *(.200")*

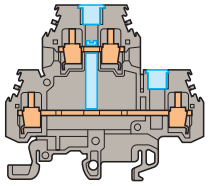

MA 2,5/5.D2.1 with vertical interconnection and partition on lower deck.

Colour	Type	Part numbers
Grey	**MA 2,5/5.D1.1**	1SNA **115 530** R**1200**
Blue	**MA 2,5/5.D1.1.N**	1SNA **125 530** R**1400**

Characteristics

Wire size		IEC NFC DIN	UL	CSA
Screw clamp	Rigid	0,2-4 mm²	22-12 AWG	20-12 AWG
	Flexible	0,22-2,5 mm²	22-12 AWG	20-12 AWG

Voltage			
Rated	630 V	300 V	300 V
Impulse withstand	8 kV		
Pollution degree	3		

Current			
Rated	24 A	20 A	25 A

Wire size			
Rated / Gauge	2,5 mm² / A3	12 AWG	12 AWG

Wire strip. length	Recomm. Screwdriver	Recomm. torque	Protection
9 mm	3,5 mm	0,4-0,6 Nm	IP20
.354"	*.138"*	*3.5-5.3 lb.in*	*NEMA 1*

				Type			Part numbers
End stop	th. 12 mm	**BADH**	1SNA **116 900** R**2700**				
End stop	th. 9,1 mm	**BAMH**	1SNA **114 836** R**0000**				
End stop	th. 9,1 mm	**BAMH**	1SNA **194 836** R**0100**				
Rail	35 x 7,5 x 1	**PR3.Z2**	1SNA **174 300** R**1700**				
Rail	35 x 15 x 2,3	**PR4**	1SNA **168 500** R**1200**				
Rail	35 x 15 x 1,5	**PR5**	1SNA **168 700** R**2200**				
Rail	32 x 15 x 1,5	**PR1.Z2**	1SNA **163 050** R**0400**				
Other end stops, rails and accessories : see section on accessories.							

Notes

The use of some accessories may decrease the block's voltage rating. For more information, consult us.

Accessories

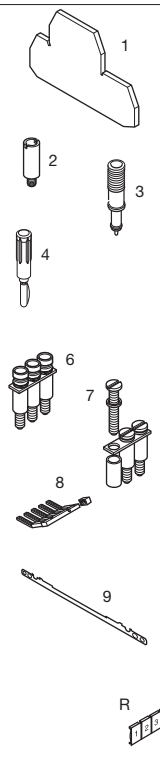

			Type			Part numbers
1	End section	grey	FEM6D		th. 1,0 mm	1SNA **118 499** R**2300**
		blue	FEM6D		th. 1,0 mm	1SNA **128 499** R**2500**
		beige	FEM6D		th. 1,0 mm	1SNA **198 499** R**2400**
2	Test socket		AL2	(3)	DIA. 2,0 mm	1SNA **164 950** R**0000**
3	Test device		DCV		green	1SNA **173 058** R**0200**
4	Test plug		FC2	(2)	DIA. 2,0 mm	1SNA **007 865** R**2600**
6	Assembled	24 A	BJMI5D	(1)(3)	2 poles	1SNA **176 736** R**2100**
	jumper bar	24 A	BJMI5D	(1)(3)	3 poles	1SNA **176 737** R**2200**
	(with IP 20 protection)	24 A	BJMI5D	(1)(3)	4 poles	1SNA **176 738** R**0300**
		24 A	BJMI5D	(1)(3)	5 poles	1SNA **176 739** R**0400**
		24 A	BJMI5D	(1)(3)	10 poles	1SNA **176 740** R**1100**
7	Jumper bar not assembled	24 A	BJS5D	(1)(3)	20 poles	1SNA **177 651** R**0500**
	Screw + washer + post		EV5D			1SNA **176 260** R**1000**
8	Comb type jumper bar	30 A	PC5		2 poles	1SNA **113 542** R**1000**
		30 A	PC5		10 poles	1SNA **113 544** R**1200**
	Insulating tip		EIP			1SNA **113 550** R**2400**
9	Shield connector		CBM5D		th. 0,5 mm	1SNA **173 530** R**2400**
R	See section on markers marking method		RC55 - RC510 Sides of block		RCT610 - RTM7 Top of block	

Note : (1) Use of these accessories requires the user to cut out the partition.
(2) For block equipped with test socket AL2.
(3) Only for lower deck.

Double-deck terminal blocks

Screw clamp

DIN 1 - 3

refer to the section "Special Applications" for part numbers and characteristics.

End stop		th. 12 mm	**BADH**	1SNA **116 900** R**2700**
End stop		th. 9,1 mm	**BAMH**	1SNA **114 836** R**0000**
End stop		th. 9,1 mm	**BAMH**	1SNA **194 836** R**0100**
Rail		35 x 7,5 x 1	**PR3.Z2**	1SNA **174 300** R**1700**
Rail		35 x 15 x 2,3	**PR4**	1SNA **168 500** R**1200**
Rail		35 x 15 x 1,5	**PR5**	1SNA **168 700** R**2200**
Rail		32 x 15 x 1,5	**PR1.Z2**	1SNA **163 050** R**0400**

Other end stops, rails and accessories : see section on accessories.

Notes

The use of some accessories may decrease the block's voltage rating. For more information, consult us.

M 4/6.D2...

Spacing 6 mm +0,05 (.238")

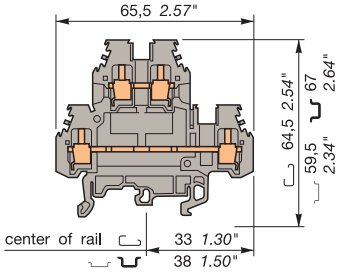

Standard 6 mm block.

Colour	Type	Part numbers
Grey	**M 4/6.D2**	1SNA **115 271** R**2200**
Green	**M 4/6.D2**	1SNA **105 044** R**2100**
Yellow	**M 4/6.D2**	1SNA **105 045** R**2200**
White	**M 4/6.D2**	1SNA **105 046** R**2300**
Black	**M 4/6.D2**	1SNA **105 047** R**2400**
Red	**M 4/6.D2**	1SNA **105 048** R**0500**
Orange	**M 4/6.D2**	1SNA **105 049** R**0600**
Blue	**M 4/6.D2.N**	1SNA **125 271** R**2400**
Beige	**M 4/6.D2**	1SNA **195 271** R**2300**

Characteristics

Wire size		IEC NFC DIN	UL	CSA
Screw clamp	Rigid	0,2-4 mm²	22-12 AWG	24-12 AWG
	Flexible	0,22-4 mm²	22-12 AWG	24-12 AWG

Voltage			
Rated	800 V	300 V(5)	600 V
Impulse withstand	8 kV		
Pollution degree	3		

Current			
Rated	32 A	20 A	25 A

Wire size			
Rated / Gauge	4 mm² / A4	12 AWG	12 AWG

Wire strip. length	Recomm. Screwdriver	Recomm. torque	Protection
8,5 mm	4 mm	0,5-0,8 Nm	IP20
.33"	.157"	4.4-7.1 lb.in	NEMA 1

M 4/6.D2.1...

Pas 6 mm +0,05 (.238")

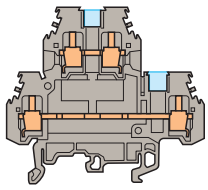

M 4/6.D2 with partition.

Colour	Type	Part numbers
Grey	**M 4/6.D2.1**	1SNA **115 126** R**0100**
Blue	**M 4/6.D2.1.N**	1SNA **125 126** R**0300**
Beige	**M 4/6.D2.1**	1SNA **195 126** R**0200**

Characteristics

Wire size		IEC NFC DIN	UL	CSA
Screw clamp	Rigid	0,2-4 mm²	22-12 AWG	24-12 AWG
	Flexible	0,22-4 mm²	22-12 AWG	24-12 AWG

Voltage			
Rated	800 V	300 V(5)	600 V
Impulse withstand	8 kV		
Pollution degree	3		

Current			
Rated	32 A	20 A	25 A

Wire size			
Rated / Gauge	4 mm² / A4	12 AWG	12 AWG

Wire strip. length	Recomm. Screwdriver	Recomm. torque	Protection
8,5 mm	4 mm	0,5-0,8 Nm	IP20
.33"	.157"	4.4-7.1 lb.in	NEMA 1

Accessories

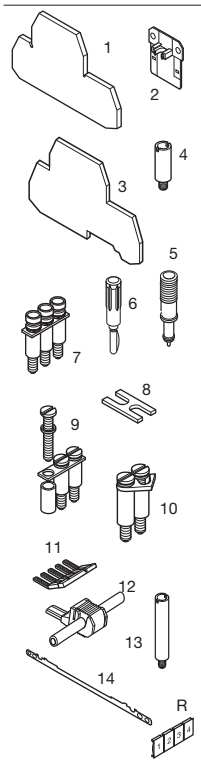

			Type			Part numbers	Type			Part numbers
1	End section	grey	FEM6D		th. 1,0 mm	1SNA **118 499** R**2300**	FEM6D		th. 1,0 mm	1SNA **118 499** R**2300**
		blue	FEM6D		th. 1,0 mm	1SNA **128 499** R**2500**	FEM6D		th. 1,0 mm	1SNA **128 499** R**2500**
		beige	FEM6D		th. 1,0 mm	1SNA **198 499** R**2400**	FEM6D		th. 1,0 mm	1SNA **198 499** R**2400**
2	Circuit separator	grey	SCM6D			1SNA **113 482** R**0500**	SCM6D			1SNA **113 482** R**0500**
		beige	SCM6D			1SNA **193 482** R**0600**	SCM6D			1SNA **193 482** R**0600**
3	Separator end section	grey	SCF6D		th. 1,0 mm	1SNA **118 495** R**1700**	SCF6D		th. 1,0 mm	1SNA **118 495** R**1700**
		beige	SCF6D		th. 1,0 mm	1SNA **198 495** R**1000**	SCF6D		th. 1,0 mm	1SNA **198 495** R**1000**
4	Test socket		AL2	(1)	DIA. 2,0 mm	1SNA **163 070** R**0000**	AL2		DIA. 2,0 mm	1SNA **163 070** R**0000**
			AL3	(1)	DIA. 3,0 mm	1SNA **163 261** R**0000**	AL3		DIA. 3,0 mm	1SNA **163 261** R**0000**
5	Test device		DCG		grey	1SNA **163 218** R**0500**	DCG		grey	1SNA **163 218** R**0500**
6	Test plug		FC2	(3)	DIA. 2,0 mm	1SNA **007 865** R**2600**	FC2	(3)	DIA. 2,0 mm	1SNA **007 865** R**2600**
7	Assembled jumper bar (with IP 20 protection)	32 A	BJMI6D	(1)	2 poles	1SNA **179 668** R**2000**	BJMI6D	(2)	2 poles	1SNA **179 668** R**2000**
		32 A	BJMI6D	(1)	3 poles	1SNA **179 669** R**2100**	BJMI6D	(2)	3 poles	1SNA **179 669** R**2100**
		32 A	BJMI6D	(1)	4 poles	1SNA **179 670** R**2600**	BJMI6D	(2)	4 poles	1SNA **179 670** R**2600**
		32 A	BJMI6D	(1)	5 poles	1SNA **179 671** R**1300**	BJMI6D	(2)	5 poles	1SNA **179 671** R**1300**
		32 A	BJMI6D	(1)	10 poles	1SNA **179 672** R**1400**	BJMI6D	(2)	10 poles	1SNA **179 672** R**1400**
8	Connector plate	35 A	EL6			1SNA **173 627** R**2100**	EL6			1SNA **173 627** R**2100**
9	Jumper bar not assembled Screw + washer + post	32 A	BJS61	(1)(4)	10 poles	1SNA **168 485** R**2700**	BJS61	(2)(4)	10 poles	1SNA **168 485** R**2700**
			EV6D			1SNA **168 400** R**1600**	EV6D			1SNA **168 400** R**1600**
10	Pivoting jumper bar	35 A	BJP61			1SNA **167 225** R**2000**	BJP61			1SNA **167 225** R**2000**
11	Comb type jumper bar	35 A	PC61		10 poles	1SNA **163 311** R**2200**	PC61		10 poles	1SNA **163 311** R**2200**
12	IDC jumper	24 A	AD2,5			1SNA **114 205** R**2000**	AD2,5			1SNA **114 205** R**2000**
13	Vertical interconnection		ITV6			1SNA **168 962** R**0400**	ITV6			1SNA **168 962** R**0400**
14	Shield connector		CBM5D		th. 0,5 mm	1SNA **173 530** R**2400**	CBM5D		th. 0,5 mm	1SNA **173 530** R**2400**
R	See section on markers marking method									

RC65 - RC610 Sides of block RCT610 - RTM7 Top of block

RC65 - RC610 Sides of block RCT610 - RTM7 Top of block

Note : (1) A circuit separator SC may be required with the use of these accessories. (2) Use of these accessories requires the user to cut out the partition. (3) For block equipped with test socket AL2. (4) See section accessories for other configuration of poles. (5) 600 V with end section.

M 4/6.D2.2... M 4/6.D2.4

Spacing 6 mm + 0,05 *(.238")*

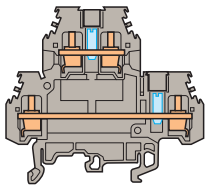
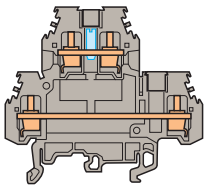

M 4/6.D2.2... equipped with 2 test sockets.
M 4/6.D2.4 equipped with 1 test socket for upper deck only.

Colour	Type	Part numbers
Grey/Test socket DIA. 2	**M 4/6.D2.2**	1SNA **115 322** R1500
Beige/Test socket DIA. 2	**M 4/6.D2.2**	1SNA **195 322** R1600
Grey/Test socket DIA. 3	**M 4/6.D2.3**	1SNA **115 269** R0000
Grey/Test socket DIA. 4 for upper deck only	**M 4/6.D2.4**	1SNA **115 617** R1500

Characteristics

Wire size

		IEC NFC DIN	UL	CSA
Screw clamp	Rigid	0,2-4 mm²	22-12 AWG	24-12 AWG
	Flexible	0,22-4 mm²	22-12 AWG	24-12 AWG

Voltage

Rated	630 V (5)	300 V	300 V
Impulse withstand	8 kV (5)		
Pollution degree	3		

Current

Rated	32 A	20 A	25 A

Wire size

Rated / Gauge	4 mm² / A4	12 AWG	12 AWG

Wire strip. length	Recomm. Screwdriver	Recomm. torque	Protection
8,5 mm	4 mm	0,5-0,8 Nm	IP20
.33"	*.16"*	*4.4-7.1 lb.in*	*NEMA 1*

Type		Part numbers
FEM6D	th. 1,0 mm	1SNA **118 499** R2300
FEM6D	th. 1,0 mm	1SNA **128 499** R2500
FEM6D	th. 1,0 mm	1SNA **198 499** R2400
SCM6D	th. 1,0 mm	1SNA **113 482** R0500
SCM6D		1SNA **193 482** R0600
SCF6D	th. 1,0 mm	1SNA **118 495** R1700
SCF6D	th. 1,0 mm	1SNA **198 495** R1000
DCG	grey	1SNA **163 218** R0500
FC2	DIA. 2,0 mm	1SNA **007 865** R2600
FC4	DIA. 4,0 mm	1SNA **167 860** R0100
PC61	10 poles	1SNA **163 311** R2200
AD2,5		1SNA **114 205** R2000
CBM5D	th. 0,5 mm	1SNA **173 530** R2400

RC65 - RC610 Sides of block

M 4/6.D1...

Spacing 6 mm + 0,05 *(.238")*

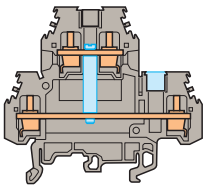

M 4/6.D2.1 with vertical interconnection and partition on the lower deck.

Colour	Type	Part numbers
Grey	**M 4/6.D1**	1SNA **115 166** R1100
Blue	**M 4/6.D1.N**	1SNA **125 166** R1300
Beige	**M 4/6.D1**	1SNA **195 166** R1200

Characteristics

Wire size

		IEC NFC DIN	UL	CSA
Screw clamp	Rigid	0,2-4 mm²	22-12 AWG	24-12 AWG
	Flexible	0,22-4 mm²	22-12 AWG	24-12 AWG

Voltage

Rated	800 V	300 V	300 V
Impulse withstand	8 kV		
Pollution degree	3		

Current

Rated	32 A	20 A	25 A

Wire size

Rated / Gauge	4 mm² / A4	12 AWG	12 AWG

Wire strip. length	Recomm. Screwdriver	Recomm. torque	Protection
8,5 mm	4 mm	0,5-0,8 Nm	IP20
.33"	*.16"*	*4.4-7.1 lb.in*	*NEMA 1*

Type			Part numbers
FEM6D		th. 1,0 mm	1SNA **118 499** R2300
FEM6D		th. 1,0 mm	1SNA **128 499** R2500
FEM6D		th. 1,0 mm	1SNA **198 499** R2400
SCM6D		th. 1,0 mm	1SNA **113 482** R0500
SCM6D			1SNA **193 482** R0600
SCF6D		th. 1,0 mm	1SNA **118 495** R1700
SCF6D		th. 1,0 mm	1SNA **198 495** R1000
AL2	(6)	DIA. 2,0 mm	1SNA **163 070** R0000
AL3	(6)	DIA. 3,0 mm	1SNA **163 261** R0000
DCG		grey	1SNA **163 218** R0500
FC2		DIA. 2,0 mm	1SNA **007 865** R2600
BJMI6D	(2) (6)	2 poles	1SNA **179 668** R2000
BJMI6D	(2) (6)	3 poles	1SNA **179 669** R2100
BJMI6D	(2) (6)	4 poles	1SNA **179 670** R2600
BJMI6D	(2) (6)	5 poles	1SNA **179 671** R1300
BJMI6D	(2) (6)	10 poles	1SNA **179 672** R1400
EL6			1SNA **173 627** R2100
BJS61	(2) (4) (6)	10 poles	1SNA **168 485** R2700
EV6D			1SNA **168 400** R1600
BJP61	(6)		1SNA **167 225** R2000
PC61		10 poles	1SNA **163 311** R2200
AD2,5			1SNA **114 205** R2000
			delivered with the block
CBM5D		th. 0,5 mm	1SNA **173 530** R2400

RC65 - RC610 Sides of block
RCT610 - RTM7 Top of block

M 4/6.D1.1...

Spacing 6 mm + 0,05 *(.238")*

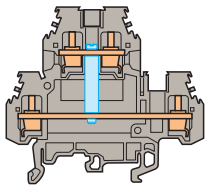

M 4/6.D1 with no partition on the lower deck.

Colour	Type	Part numbers
Grey	**M 4/6.D1.1**	1SNA **115 204** R2000
Blue	**M 4/6.D1.1.N**	1SNA **125 204** R2200

Characteristics

Wire size

		IEC NFC DIN	UL	CSA
Screw clamp	Rigid	0,2-4 mm²	22-12 AWG	24-12 AWG
	Flexible	0,22-4 mm²	22-12 AWG	24-12 AWG

Voltage

Rated	800 V	300 V	300 V
Impulse withstand	8 kV		
Pollution degree	3		

Current

Rated	32 A	20 A	25 A

Wire size

Rated / Gauge	4 mm² / A4	12 AWG	12 AWG

Wire strip. length	Recomm. Screwdriver	Recomm. torque	Protection
8,5 mm	4 mm	0,5-0,8 Nm	IP20
.33"	*.16"*	*4.4-7.1 lb.in*	*NEMA 1*

Type			Part numbers
FEM6D		th. 1,0 mm	1SNA **118 499** R2300
FEM6D		th. 1,0 mm	1SNA **128 499** R2500
FEM6D		th. 1,0 mm	1SNA **198 499** R2400
SCM6D		th. 1,0 mm	1SNA **113 482** R0500
SCM6D			1SNA **193 482** R0600
SCF6D		th. 1,0 mm	1SNA **118 495** R1700
SCF6D		th. 1,0 mm	1SNA **198 495** R1000
AL2	(1) (6)	DIA. 2,0 mm	1SNA **163 070** R0000
AL3	(1) (6)	DIA. 3,0 mm	1SNA **163 261** R0000
DCG		grey	1SNA **163 218** R0500
FC2		DIA. 2,0 mm	1SNA **007 865** R2600
BJMI6D	(1) (6)	2 poles	1SNA **179 668** R2000
BJMI6D	(1) (6)	3 poles	1SNA **179 669** R2100
BJMI6D	(1) (6)	4 poles	1SNA **179 670** R2600
BJMI6D	(1) (6)	5 poles	1SNA **179 671** R1300
BJMI6D	(1) (6)	10 poles	1SNA **179 672** R1400
EL6			1SNA **173 627** R2100
BJS61	(1) (4) (6)	10 poles	1SNA **168 485** R2700
EV6D			1SNA **168 400** R1600
BJP61	(6)		1SNA **167 225** R2000
PC61		10 poles	1SNA **163 311** R2200
AD2,5			1SNA **114 205** R2000
			delivered with the block
CBM5D		th. 0,5 mm	1SNA **173 530** R2400

RC65 - RC610 Sides of block
RCT610 - RTM7 Top of block

Note : (1) A circuit separator SC may be required with the use of these accessories. (2) Use of these accessories requires the user to cut out the partition. (4) See section accessories for other configuration of poles. (5) Only for block M 4/6.D2.2. 200V/2,5 kV for blocks M 4/6.D2.3 and M 4/6.D2.4. (6) These accessories can be used on the lower deck only.

Double-deck terminal blocks

Screw clamp

DIN 1 - 3

M 4/7.D2.1

Spacing 7 mm +0,1 *(.280")*

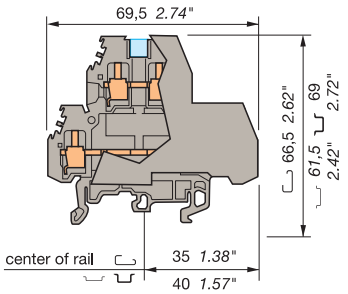

M 4/6.D2.1 equipped with a partition for 600 V CSA.

Colour		Type	Part numbers
Grey	□	**M 4/7.D2.1**	1SNA **115 127** R**0200**

M 4/7.D1

Spacing 7 mm +0,1 *(.280")*

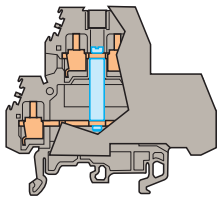

M 4/6.D1 equipped with a partition for 600 V CSA.

Colour		Type	Part numbers
Grey	□	**M 4/7.D1**	1SNA **115 167** R**1200**

End stop		th. 12 mm	**BADH**	1SNA **116 900** R**2700**
End stop		th. 9,1 mm	**BAMH**	1SNA **114 836** R**0000**
End stop		th. 9,1 mm	**BAMH**	1SNA **194 836** R**0100**
Rail		35 x 7,5 x 1	**PR3.Z2**	1SNA **174 300** R**1700**
Rail		35 x 15 x 2,3	**PR4**	1SNA **168 500** R**1200**
Rail		35 x 15 x 1,5	**PR5**	1SNA **168 700** R**2200**
Rail		32 x 15 x 1,5	**PR1.Z2**	1SNA **163 050** R**0400**

Other end stops, rails and accessories : see section on accessories.

Notes

The use of some accessories may decrease the block's voltage rating. For more information, consult us.

Characteristics

Wire size		IEC NFC DIN	UL	CSA
Screw clamp	Rigid	0,2-4 mm²	22-12 AWG	24-12 AWG
	Flexible	0,22-4 mm²	22-12 AWG	24-12 AWG

Voltage			
Rated	800 V	600 V	600 V
Impulse withstand	8 kV		
Pollution degree	3		

Current			
Rated	32 A	20 A	25 A

Wire size			
Rated / Gauge	4 mm² / A4	12 AWG	12 AWG

Wire strip. length	Recomm. Screwdriver	Recomm. torque	Protection
8,5 mm	4 mm	0,5-0,8 Nm	IP20
.33"	*.16"*	*4.4-7.1 lb.in*	*NEMA 1*

Characteristics

Wire size		IEC NFC DIN	UL	CSA
Screw clamp	Rigid	0,2-4 mm²	22-12 AWG	24-12 AWG
	Flexible	0,22-4 mm²	22-12 AWG	24-12 AWG

Voltage			
Rated	800 V	600 V	600 V
Impulse withstand	8 kV		
Pollution degree	3		

Current			
Rated	32 A	20 A	25 A

Wire size			
Rated / Gauge	4 mm² / A4	12 AWG	12 AWG

Wire strip. length	Recomm. Screwdriver	Recomm. torque	Protection
8,5 mm	4 mm	0,5-0,8 Nm	IP20
.33"	*.16"*	*4.4-7.1 lb.in*	*NEMA 1*

Accessories

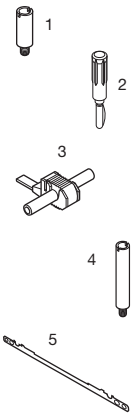

		Type		Part numbers
1	Test socket	AL2	DIA. 2 mm	1SNA **163 070** R**0000**
		AL3	DIA. 3 mm	1SNA **163 261** R**0000**
2	Test plug	FC2	(1) DIA. 2 mm	1SNA **007 865** R**2600**
3	IDC jumper	AD2,5		1SNA **114 205** R**2000**
4	Vertical interconnection	ITV6		1SNA **168 962** R**0400**
5	Shield connector	CBM5D	th. 0,5 mm	1SNA **173 530** R**2400**

		Type		Part numbers
		AL2	(2) DIA. 2 mm	1SNA **163 070** R**0000**
		AL3	(2) DIA. 3 mm	1SNA **163 261** R**0000**
		FC2	(1) DIA. 2 mm	1SNA **007 865** R**2600**
		AD2,5		1SNA **114 205** R**2000**
		ITV6	delivered with the block	
		CBM5D	th. 0,5 mm	1SNA **173 530** R**2400**

R

R See section on markers marking method

RC65 - RC610 Sides of block

RC65 - RC610 Sides of block

Note : (1) For block equipped with AL2.
(2) These accessories can be used on the lower deck only.

Double-deck terminal blocks

Screw clamp

DIN 1 - 3

End stop		th. 12 mm	**BADH**	1SNA **116 900** R2700
End stop		th. 9,1 mm	**BAMH**	1SNA **114 836** R0000
End stop		th. 9,1 mm	**BAMH**	1SNA **194 836** R0100
Rail		35 x 7,5 x 1	**PR3.Z2**	1SNA **174 300** R1700
Rail		35 x 15 x 2,3	**PR4**	1SNA **168 500** R1200
Rail		35 x 15 x 1,5	**PR5**	1SNA **168 700** R2200
Rail		32 x 15 x 1,5	**PR1.Z2**	1SNA **163 050** R0400

Other end stops, rails and accessories : see section on accessories.

Notes

The use of some accessories may decrease the block's voltage rating. For more information, consult us.

M 6/8.D2

Spacing 8 mm +0,05 (.315")

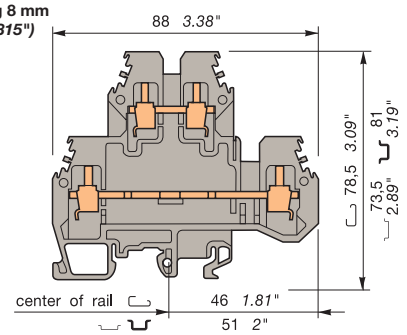

Standard 8 mm block.

Colour	Type	Part numbers
Grey	**M 6/8.D2**	1SNA **115 501** R1200
Beige	**M 6/8.D2**	1SNA **195 501** R1300

Characteristics

Wire size

		IEC NFC DIN	UL	CSA
Screw clamp	Rigid	0,5-10 mm²	18-8 AWG	8 AWG Max.
	Flexible	0,5-6 mm²	18-8 AWG	8 AWG Max.

Voltage

Rated	800 V	600 V	600 V
Impulse withstand	8 kV		
Pollution degree	3		

Current

Rated	41 A	50 A	45 A

Wire size

Rated / Gauge	6 mm² / A5	8 AWG	8 AWG

Wire strip. length	Recomm. Screwdriver	Recomm. torque	Protection
12 mm	4-5 mm	0,8-1 Nm	IP 20
.47"	*.157"-.197"*	*7.1-8.9 lb.in*	*NEMA 1*

M 6/8.D2.1

Spacing 8 mm +0,05 (.315")

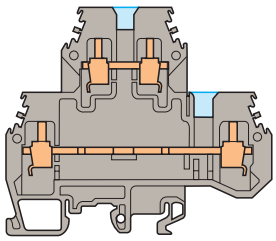

M 6/8.D2 with partition.

Colour	Type	Part numbers
Grey	**M 6/8.D2.1**	1SNA **115 497** R0600

Characteristics

Wire size

		IEC NFC DIN	UL	CSA
Screw clamp	Rigid	0,5-10 mm²	18-8 AWG	8 AWG Max.
	Flexible	0,5-6 mm²	18-8 AWG	8 AWG Max.

Voltage

Rated	800 V	600 V	600 V
Impulse withstand	8 kV		
Pollution degree	3		

Current

Rated	41 A	50 A	45 A

Wire size

Rated / Gauge	6 mm² / A5	8 AWG	8 AWG

Wire strip. length	Recomm. Screwdriver	Recomm. torque	Protection
12 mm	4-5 mm	0,8-1 Nm	IP 20
.47"	*.157"-.197"*	*7.1-8.9 lb.in*	*NEMA 1*

Accessories

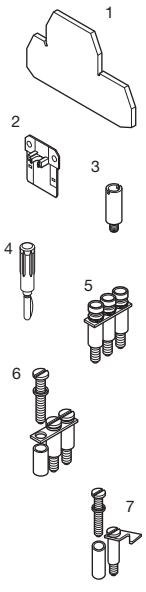

			Type			Part numbers	Type			Part numbers
1	End section	grey	FEM8D1		th. 1 mm	1SNA **116 656** R2500	FEM8D1		th. 1 mm	1SNA **116 656** R2500
		grey	FEM8D2		th. 4 mm	1SNA **116 657** R2600	FEM8D2		th. 4 mm	1SNA **116 657** R2600
		beige	FEM8D1		th. 1 mm	1SNA **196 656** R2600				
2	Circuit separator	grey	SCM6			1SNA **113 003** R1000				
3	Test socket		AL2	(1)	DIA. 2 mm	1SNA **163 043** R2100	AL2		DIA. 2 mm	1SNA **163 043** R2100
			AL3	(1)	DIA. 3 mm	1SNA **163 261** R0000	AL3		DIA. 3 mm	1SNA **163 261** R0000
			AL4-M3	(1)	DIA. 4 mm	1SNA **206 721** R0100	AL4-M3		DIA. 4 mm	1SNA **206 721** R0100
4	Test plug		FC2		DIA. 2 mm	1SNA **007 865** R2600	FC2		DIA. 2 mm	1SNA **007 865** R2600
			FC4		DIA. 4 mm	1SNA **167 860** R0100	FC4		DIA. 4 mm	1SNA **167 860** R0100
5	Assembled jumper bar (with IP20 protection)	41 A	BJMI8	(1)	2 poles	1SNA **176 669** R1600	BJMI8	(2)	2 poles	1SNA **176 669** R1600
		41 A	BJMI8	(1)	3 poles	1SNA **176 670** R1300	BJMI8	(2)	3 poles	1SNA **176 670** R1300
		41 A	BJMI8	(1)	4 poles	1SNA **176 671** R0000	BJMI8	(2)	4 poles	1SNA **176 671** R0000
		41 A	BJMI8	(1)	5 poles	1SNA **176 672** R0100	BJMI8	(2)	5 poles	1SNA **176 672** R0100
		41 A	BJMI8	(1)	10 poles	1SNA **176 673** R0200	BJMI8	(2)	10 poles	1SNA **176 673** R0200
6	Jumper bar not assembled	41 A	BJS8	(1)(3)	20 poles	1SNA **174 789** R0500	BJS8	(3)	20 poles	1SNA **174 789** R0500
7	Pivoting jumper bar	50 A	BJP82			1SNA **163 169** R0400	BJP82			1SNA **163 169** R0400
R	See section on markers marking method		RC65 - RC610	RC810	Sides of block		RC65 - RC610	RC810	Sides of block	

Note : (1) A circuit separator SC may be required with the use of these accessories. (2) Use of these accessories requires the user to cut out the partition. (3) See section accessories for other configuration of poles.

Double-deck terminal blocks

Screw clamp

DIN 1 - 3

M 6/8.D1

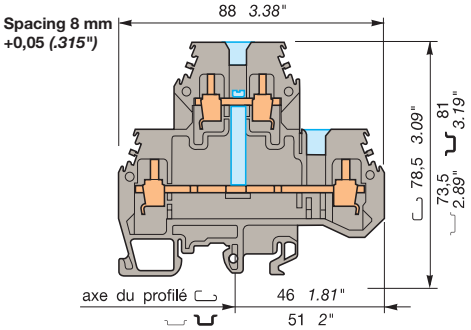

M 6/8.D2.1 with vertical interconnection and partition on the lower deck.

Colour		Type	Part numbers
Grey	□	**M 6/8.D1**	1SNA **115 498** R1700

End stop	⊔	th. 12 mm	**BADH**	1SNA **116 900** R2700
End stop	⊔⊔	th. 9,1 mm	**BAMH**	1SNA **114 836** R0000
End stop	⊔⊔	th. 9,1 mm	**BAMH**	1SNA **194 836** R0100
Rail	⊔	35 x 7,5 x 1	**PR3.Z2**	1SNA **174 300** R1700
Rail	⊔	35 x 15 x 2,3	**PR4**	1SNA **168 500** R1200
Rail	⊔	35 x 15 x 1,5	**PR5**	1SNA **168 700** R2200
Rail	⊔	32 x 15 x 1,5	**PR1.Z2**	1SNA **163 050** R0400

Other end stops, rails and accessories : see section on accessories.

Notes

The use of some accessories may decrease the block's voltage rating. For more information, consult us.

Characteristics

Wire size		IEC NFC DIN	UL	CSA
Screw clamp	Rigid	0,5-10 mm²	18-8 AWG	8 AWG Max.
	Flexible	0,5-6 mm²	18-8 AWG	8 AWG Max.

Voltage			
Rated	800 V	600 V	600 V
Impulse withstand	8 kV		
Pollution degree	3		

Current			
Rated	41 A	50 A	45 A

Wire size			
Rated / Gauge	6 mm² / A5	8 AWG	8 AWG

Wire strip. length	Recomm. Screwdriver	Recomm. torque	Protection
12 mm	4-5 mm	0,8-1 Nm	IP 20
.47"	*.157"-.197"*	*7.1-8.9 lb.in*	*NEMA 1*

Accessories

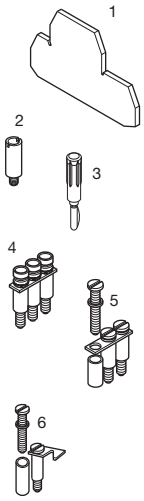

			Type			Part numbers
1	End section	grey	FEM8D1		th. 1 mm	1SNA **116 656** R2500
		grey	FEM8D2		th. 4 mm	1SNA **116 657** R2600
2	Test socket		AL2	(1)	DIA. 2 mm	1SNA **163 043** R2100
			AL3	(1)	DIA. 3 mm	1SNA **163 261** R0000
			AL4-M3	(1)	DIA. 4 mm	1SNA **206 721** R0100
3	Test plug		FC2		DIA. 2 mm	1SNA **007 865** R2600
			FC4		DIA. 4 mm	1SNA **167 860** R0100
4	Assembled	41 A	BJMI8	(1)(2)	2 poles	1SNA **176 669** R1600
	jumper bar	41 A	BJMI8	(1)(2)	3 poles	1SNA **176 670** R1300
	(with IP20 protection)	41 A	BJMI8	(1)(2)	4 poles	1SNA **176 671** R0000
		41 A	BJMI8	(1)(2)	5 poles	1SNA **176 672** R0100
		41 A	BJMI8	(1)(2)	10 poles	1SNA **176 673** R0200
5	Jumper bar not assembled	41 A	BJS8	(1)(2)(3)	20 poles	1SNA **174 789** R0500
6	Pivoting jumper bar	50 A	BJP82			1SNA **163 169** R0400

R See section on markers marking method

RC65 - RC610 RC810 Sides of block

Note : (1) These accessories can be used on the lower deck only. (2) Use of these accessories requires the user to cut out the partition. (3) See section accessories for other configuration of poles.

Triple-deck terminal blocks

Screw clamp

DIN 3

End stop		th. 12 mm	**BADH**	1SNA **116 900** R**27**00
End stop		th. 9,1 mm	**BAMH**	1SNA **114 836** R**00**00
End stop		th. 9,1 mm	**BAMH**	1SNA **194 836** R**01**00
Rail		35 x 7,5 x 1	**PR3.Z2**	1SNA **174 300** R**17**00
Rail		35 x 15 x 2,3	**PR4**	1SNA **168 500** R**12**00
Rail		35 x 15 x 1,5	**PR5**	1SNA **168 700** R**22**00

Other end stops, rails and accessories : see section on accessories.

Notes

D 4/6.T3

Spacing 6 mm *(.238")*

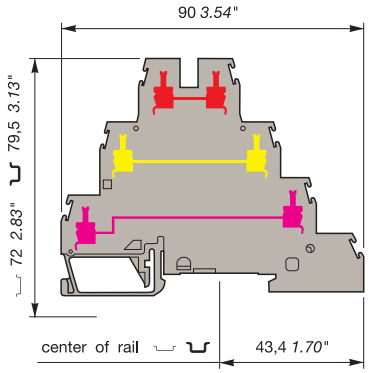

Standard 6 mm block.

Colour	Type	Part numbers
3 "feed-through" circuits		
Grey	**D 4/6.T3**	1SNA **299 683** R**01**00

D 4/6.T1

Spacing 6 mm *(.238")*

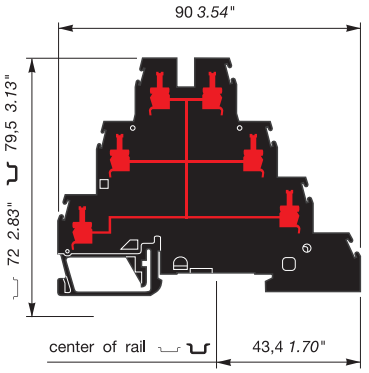

D4/6.T3 with vertical interconnection.

Colour	Type	Part numbers
6 interconnected clamps		
Black	**D 4/6.T1**	1SNA **199 219** R**03**00

Characteristics

Wire size		IEC NFC DIN	UL/CSA
Screw clamp	Rigid	0,2-4 mm²	22-12 AWG
	Flexible	0,22-4 mm²	22-12 AWG

Voltage		
Rated	500 V	300 V
Impulse withstand	6 kV	
Pollution degree	3	

Current		
Rated	32 A	20 A

Wire size		
Rated/gauge	4 mm² / A4	12 AWG

Wire stripping length	Recommended screwdriver	Recommended torque	Protection
9,5 mm *.37 "*	4 mm *.16"*	0,5-0,8 Nm *4.4-7.1 lb.in*	IP 20 *NEMA 1*

Characteristics

Wire size		IEC NFC DIN	UL/CSA
Screw clamp	Rigid	0,2-4 mm²	22-12 AWG
	Flexible	0,22-4 mm²	22-12 AWG

Voltage		
Rated	500 V	300 V
Impulse withstand	6 kV	
Pollution degree	3	

Current		
Rated	32 A	20 A

Wire size		
Rated/gauge	4 mm² / A4	12 AWG

Wire stripping length	Recommended screwdriver	Recommended torque	Protection
9,5 mm *.37 "*	4 mm *.16"*	0,5-0,8 Nm *4.4-7.1 lb.in*	IP 20 *NEMA 1*

Accessories

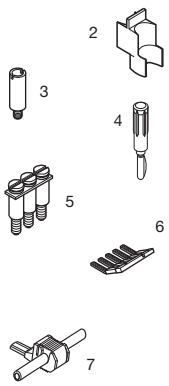

			Type	Part numbers	Type	Part numbers
			No end section needed : closed block		**No end section needed : closed block**	
1	End section					
2	Circuit separator	white	SCD (3)	1SNA **103 189** R**26**00		
3	Test socket		AL2 (2) (3)	DIA. 2,0 mm 1SNA **167 319** R**06**00		
4	Test plug		FC2 (1) (3)	DIA. 2,0 mm 1SNA **007 865** R**26**00		
5	Assembled jumper bar	32A	BJM62 (3)	2 poles 1SNA **173 217** R**26**00		
		32A	BJM62 (3)	3 poles 1SNA **173 218** R**07**00		
		32A	BJM62 (3)	4 poles 1SNA **173 219** R**00**00		
		32A	BJM62 (3)	5 poles 1SNA **173 221** R**22**00		
		32A	BJM62 (3)	6 poles 1SNA **174 112** R**16**00		
		32A	BJM62 (3)	7 poles 1SNA **174 113** R**17**00		
		32A	BJM62 (3)	8 poles 1SNA **174 114** R**10**00		
		32A	BJM62 (3)	9 poles 1SNA **174 115** R**11**00		
		32A	BJM62 (3)	10 poles 1SNA **173 226** R**27**00		
6	Comb type jumper bar		PC61	10 poles 1SNA **163 311** R**22**00	PC61	10 poles 1SNA **163 311** R**22**00
7	IDC jumper	24A	AD2,5	1SNA **114 205** R**20**00	AD2,5	1SNA **114 205** R**20**00
R	See section on markers marking method		RC65 blank (white, red, blue)		RC65 blank (white, red, blue)	

Note : (1) For block equipped with AL2. (2) A circuit separator **SCD** is required with the use of these accessories.
(3) Only for upper deck.

Triple-deck terminal blocks + ground protection

Screw clamp

DIN 3

D 4/6.T3.P

Spacing 6 mm *(.238")*

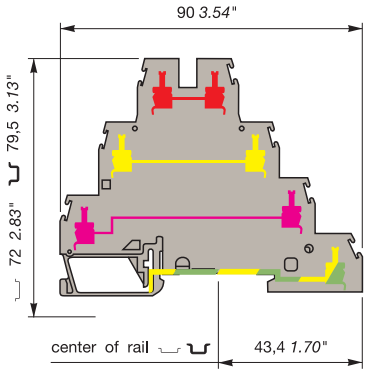

Standard 6 mm block + ground protection.

Colour	Type	Part numbers
3 "feed-through" circuits		
1 clamp electrically connected to the mounting rail		
Grey	**D 4/6.T3.P**	1SNA **299 684** R**0200**

End stop	th. 12 mm	**BADH**	1SNA **116 900** R**2700**
End stop	th. 9,1 mm	**BAMH**	1SNA **114 836** R**0000**
End stop	th. 9,1 mm	**BAMH**	1SNA **194 836** R**0100**
Rail	35 x 7,5 x 1	**PR3.Z2**	1SNA **174 300** R**1700**
Rail	35 x 15 x 2,3	**PR4**	1SNA **168 500** R**1200**
Rail	35 x 15 x 1,5	**PR5**	1SNA **168 700** R**2200**

Other end stops, rails and accessories : see section on accessories.

Characteristics

Wire size

		IEC NFC DIN	UL/CSA
Screw clamp	Rigid	0,2-4 mm²	22-12 AWG
	Flexible	0,22-4 mm²	22-12 AWG

Voltage

Rated	500 V	300 V
Impulse withstand	6 kV	
Pollution degree	3	

Current

Rated / Short circuit	32A - 480A/1s	20 A

Wire size

Rated/gauge	4 mm² / A4	12 AWG

Wire stripping length	Recommended screwdriver	Recommended torque	Protection
9,5 mm *.37 "*	4 mm *.16"*	0,5-0,8 Nm *4.4-7.1 lb.in*	IP 20 *NEMA 1*

Notes

Block for three phase motor supply

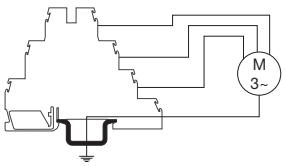

or for connection of 4 wire sensors.

Accessories

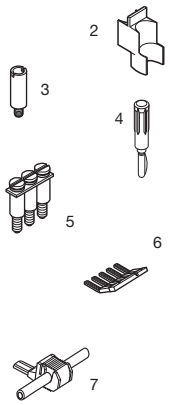

			Type		Part numbers
1	End section		**No end section needed : closed block**		
2	Circuit separator	white	SCD (3)		1SNA **103 189** R**2600**
3	Test socket		AL2 (2) (3)	DIA. 2,0 mm	1SNA **167 319** R**0600**
4	Test plug		FC2 (1) (3)	DIA. 2,0 mm	1SNA **007 865** R**2600**
5	Assembled jumper bar	32A	BJM62 (3)	2 poles	1SNA **173 217** R**2600**
		32A	BJM62 (3)	3 poles	1SNA **173 218** R**0700**
		32A	BJM62 (3)	4 poles	1SNA **173 219** R**0000**
		32A	BJM62 (3)	5 poles	1SNA **173 221** R**2200**
		32A	BJM62 (3)	6 poles	1SNA **174 112** R**1600**
		32A	BJM62 (3)	7 poles	1SNA **174 113** R**1700**
		32A	BJM62 (3)	8 poles	1SNA **174 114** R**1000**
		32A	BJM62 (3)	9 poles	1SNA **174 115** R**1100**
		32A	BJM62 (3)	10 poles	1SNA **173 226** R**2700**
6	Comb type jumper bar		PC61	10 poles	1SNA **163 311** R**2200**
7	IDC jumper	24A	AD2,5		1SNA **114 205** R**2000**

R See section on markers marking method

RC65 blank (white, red, blue)

Note : (1) For block equipped with AL2. (2) A circuit separator **SCD** is required with the use of these accessories.
(3) Only for upper deck.

Triple-deck terminal blocks + ground protection

Screw clamp

DIN 3

D 4/6.P.T1

Spacing 6 mm *(.238")*

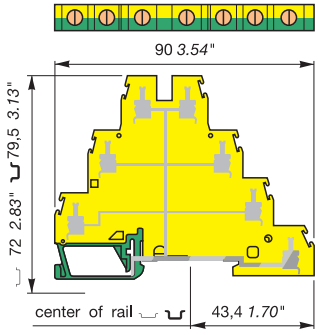

Ground terminal block to be used with D4/6.T...

Colour	Type	Part numbers
7 clamps electrically grounded to the mounting rail		
Green/yellow	**D 4/6.P.T1**	1SNA **199 220** R**00**00

End stop	th. 12 mm	**BADH**	1SNA **116 900** R**27**00
End stop	th. 9,1 mm	**BAMH**	1SNA **114 836** R**00**00
End stop	th. 9,1 mm	**BAMH**	1SNA **194 836** R**01**00
Rail	35 x 7,5 x 1	**PR3.Z2**	1SNA **174 300** R**17**00
Rail	35 x 15 x 2,3	**PR4**	1SNA **168 500** R**12**00
Rail	35 x 15 x 1,5	**PR5**	1SNA **168 700** R**22**00

Other end stops, rails and accessories : see section on accessories.

Notes

In this block, all the circuits are connected to the mounting rail.

Characteristics

Wire size

		IEC NFC DIN	UL/CSA
Screw clamp	Rigid	0,2-4 mm²	22-12 AWG
	Flexible	0,22-4 mm²	22-12 AWG

Voltage

Rated			
Impulse withstand			
Pollution degree			

Current

Rated / Short circuit	480 A/1s	

Wire size

Rated/gauge	4 mm² / A4	12 AWG

Wire stripping length	Recommended screwdriver	Recommended torque	Protection
9,5 mm *.37 "*	4 mm *.16"*	0,5-0,8 Nm *4.4-7.1 lb.in*	IP 20 *NEMA 1*

Accessories

		Type	Part numbers
	1 End section	No end section needed : closed block	
2	**2** Comb type jumper bar	PC61 10 poles	1SNA **163 311** R**22**00
3	**3** IDC jumper 24A	AD2,5	1SNA **114 205** R**20**00
R	**R** See section on markers marking method	RC65 blank (white, red, blue)	

Three level sensor terminal blocks without ground connection

Screw clamp

DIN 3

End stop		th. 12 mm	**BADH**	1SNA **116 900** R2700
End stop		th. 9,1 mm	**BAMH**	1SNA **114 836** R0000
End stop		th. 9,1 mm	**BAMH**	1SNA **194 836** R0100
Rail		35 x 7,5 x 1	**PR3.Z2**	1SNA **174 300** R1700
Rail		35 x 15 x 2,3	**PR4**	1SNA **168 500** R1200
Rail		35 x 15 x 1,5	**PR5**	1SNA **168 700** R2200

Other end stops, rails and accessories : see section on accessories.

Notes

The use of some accessories may decrease the block's voltage rating. For more information, consult us.

D 2,5/6.D

Spacing 6 mm +0,05 (.238")

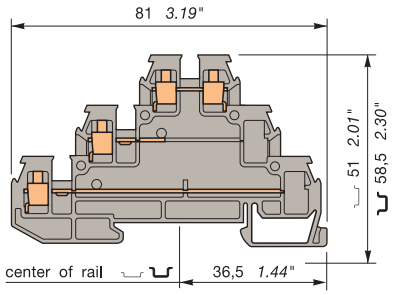

Three level block for sensor

Colour	Type	Part numbers
Grey	**D 2,5/6.D**	1SNA **115 542** R1200

Characteristics

Wire size

		NFC DIN	UL	CSA
Screw clamp	Rigid	0,2-2,5 mm²	20-12 AWG	22-14 AWG
	Flexible	0,22-2,5 mm²	20-12 AWG	22-14 AWG

Voltage

Rated	380 V Gr.C	300 V	300 V
Impulse withstand			
Pollution degree			

Current

Rated	22 A	26 A	20 A

Wire size

Rated / Gauge	2,5 mm²	12 AWG	14 AWG

Wire strip. length	Recomm. Screwdriver	Recomm. torque	Protection
6 mm	3,5 mm	0,4-0,6 Nm	IP20
.24"	*.138"*	*3.5-5.3 lb.in*	*NEMA 1*

D 2,5/6.DL

Spacing 6 mm +0,05 (.238")

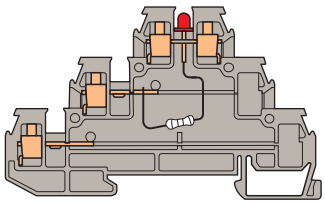

Three level block for sensor with LED indication between middle and upper level (red 24V=)

Colour	Type	Part numbers
Grey	**D 2,5/6.DL**	1SNA **115 537** R0500

Characteristics

Wire size

		NFC DIN	UL	CSA
Screw clamp	Rigid	0,2-2,5 mm²	20-12 AWG	22-14 AWG
	Flexible	0,22-2,5 mm²	20-12 AWG	22-14 AWG

Voltage

Rated	380 V Gr.C	300 V (1)	300 V (1)
Impulse withstand			
Pollution degree			

Current

Rated	22 A	26 A	20 A

Wire size

Rated / Gauge	2,5 mm²	12 AWG	14 AWG

Wire strip. length	Recomm. Screwdriver	Recomm. torque	Protection
6 mm	3,5 mm	0,4-0,6 Nm	IP20
.24"	*.138"*	*3.5-5.3 lb.in*	*NEMA 1*

Accessories

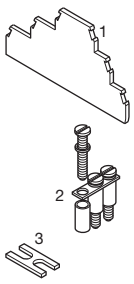

			Type		Part numbers
1	End section	grey	FED3E	th. 3,0 mm	1SNA **116 771** R2000
2	Assembled jumper bar	22 A	BJD6	2 poles	1SNA **178 024** R2500
		22 A	BJD6	3 poles	1SNA **178 025** R2600
	(without IP20 protection)	22 A	BJD6	4 poles	1SNA **178 026** R2700
		22 A	BJD6	5 poles	1SNA **178 027** R2000
		22 A	BJD6	10 poles	1SNA **178 032** R2500
		22 A	BJD6	20 poles	1SNA **178 033** R2600
3	Connector plate	22 A	EL61		1SNA **177 812** R1700

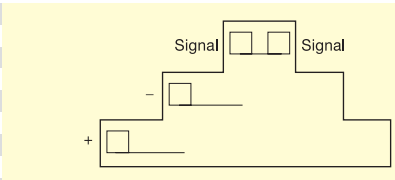

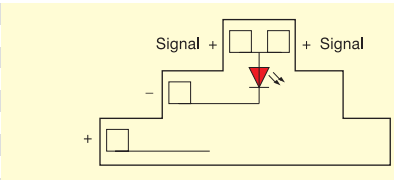

R	See section on markers marking method	RC65	red - blank	1SNA **103 776** R0100
		RC65	blue - blank	1SNA **103 775** R0000

Note : (1) 24 VDC on LED circuit.

Three level sensor terminal blocks without ground connection

Screw clamp

DIN 3

D 2,5/6.DL1

Spacing 6 mm + 0,05 *(.238")*

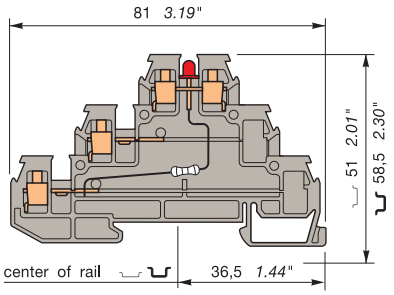

Three level block for sensor with LED indication between lower and upper level (red 24V=)

Colour		Type	Part numbers
Grey	□	**D 2,5/6.DL1**	1SNA **115 538** R**16**00

Characteristics

Wire size

		NFC DIN	UL	CSA
Screw clamp	Rigid	0,2-2,5 mm²	20-12 AWG	22-14 AWG
	Flexible	0,22-2,5 mm²	20-12 AWG	22-14 AWG

Voltage

Rated	380 V Gr.C	300 V (1)	300 V (1)
Impulse withstand			
Pollution degree			

Current

Rated	22 A	26 A	20 A

Wire size

Rated / Gauge	2,5 mm²	12 AWG	14 AWG

Wire strip. length	Recomm. Screwdriver	Recomm. torque	Protection
6 mm	3,5 mm	0,4-0,6 Nm	IP20
.24"	*0.138"*	*3.5-5.3 lb.in*	*NEMA 1*

End stop	th. 12 mm	**BADH**	1SNA **116 900** R**27**00
End stop	th. 9,1 mm	**BAMH**	1SNA **114 836** R**00**00
End stop	th. 9,1 mm	**BAMH**	1SNA **194 836** R**01**00
Rail	35 x 7,5 x 1	**PR3.Z2**	1SNA **174 300** R**17**00
Rail	35 x 15 x 2,3	**PR4**	1SNA **168 500** R**12**00
Rail	35 x 15 x 1,5	**PR5**	1SNA **168 700** R**22**00

Other end stops, rails and accessories : see section on accessories.

Notes

The use of some accessories may decrease the block's voltage rating. For more information, consult us.

Accessories

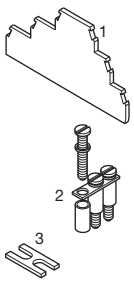

			Type		Part numbers
1	End section	grey	FED3E	th. 3,0 mm	1SNA **116 771** R**20**00
2	Assembled jumper bar	22 A	BJD6	2 poles	1SNA **178 024** R**25**00
		22 A	BJD6	3 poles	1SNA **178 025** R**26**00
	(without IP20 protection)	22 A	BJD6	4 poles	1SNA **178 026** R**27**00
		22 A	BJD6	5 poles	1SNA **178 027** R**20**00
		22 A	BJD6	10 poles	1SNA **178 032** R**25**00
		22 A	BJD6	20 poles	1SNA **178 033** R**26**00
3	Connector plate	22 A	EL61		1SNA **177 812** R**17**00

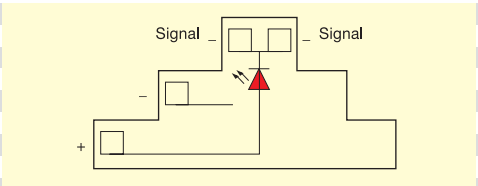

R	See section on markers marking method	RC65	red - blank	1SNA **103 776** R**01**00
		RC65	blue - blank	1SNA **103 775** R**00**00

Note : (1) 24 V DC on LED circuit.

Three level sensor terminal blocks without ground connection

Screw clamp

DIN 3

A 2

refer to the section "Special Applications" for part numbers and characteristics.

End stop		th. 12 mm	**BADH**	1SNA **116 900** R**2700**
End stop		th. 9,1 mm	**BAMH**	1SNA **114 836** R**0000**
End stop		th. 9,1 mm	**BAMH**	1SNA **194 836** R**0100**
Rail		35 x 7,5 x 1	**PR3.Z2**	1SNA **174 300** R**1700**
Rail		35 x 15 x 2,3	**PR4**	1SNA **168 500** R**1200**
Rail		35 x 15 x 1,5	**PR5**	1SNA **168 700** R**2200**

Other end stops, rails and accessories : see section on accessories.

Notes

The use of some accessories may decrease the block's voltage rating. For more information, consult us.

D 2,5/6.DA

Spacing 6 mm + 0,05 *(.238")*

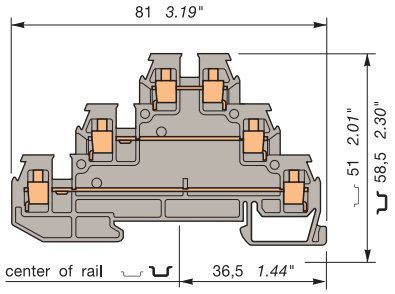

Three level block for power

Colour		Type	Part numbers
Grey	□	**D 2,5/6.DA**	1SNA **115 541** R**1100**
Blue	□	**D 2,5/6.DA.N**	1SNA **125 541** R**1300**

Characteristics

Wire size

		NFC DIN	UL	CSA
Screw clamp	Rigid	0,2-2,5 mm²	20-12 AWG	22-14 AWG
	Flexible	0,22-2,5 mm²	20-12 AWG	22-14 AWG

Voltage

Rated	380 V Gr.C	300 V	300 V
Impulse withstand			
Pollution degree			

Current

Rated	22 A	26 A	20 A

Wire size

Rated / Gauge	2,5 mm²	12 AWG	14 AWG

Wire strip. length	Recomm. Screwdriver	Recomm. torque	Protection
6 mm	3,5 mm	0,4-0,6 Nm	IP20
.24"	*.138"*	*3.5-5.3 lb.in*	*NEMA 1*

D 2,5/6.DAL

Spacing 6 mm + 0,05 *(.238")*

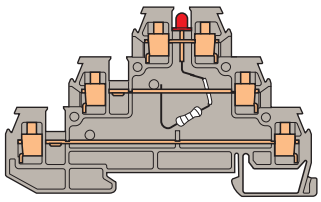

Three level sensor block with LED indicator between upper and middle level (red 24V=)

Colour		Type	Part numbers
Grey	□	**D 2,5/6.DAL**	1SNA **115 535** R**0300**

Characteristics

Wire size

		NFC DIN	UL	CSA
Screw clamp	Rigid	0,2-2,5 mm²	20-12 AWG	22-14 AWG
	Flexible	0,22-2,5 mm²	20-12 AWG	22-14 AWG

Voltage

Rated	380 V Gr.C	300 V (1)	300 V (1)
Impulse withstand			
Pollution degree			

Current

Rated	22 A	26 A	20 A

Wire size

Rated / Gauge	2,5 mm²	12 AWG	14 AWG

Wire strip. length	Recomm. Screwdriver	Recomm. torque	Protection
6 mm	3,5 mm	0,4-0,6 Nm	IP20
.24"	*.138"*	*3.5-5.3 lb.in*	*NEMA 1*

Accessories

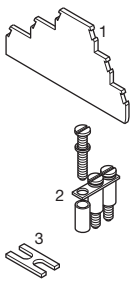

			Type		Part numbers
1	End section	grey	FED3E	th. 3,0 mm	1SNA **116 771** R**2000**
2	Assembled jumper bar	22 A	BJD6	2 poles	1SNA **178 024** R**2500**
		22 A	BJD6	3 poles	1SNA **178 025** R**2600**
	(without IP20 protection)	22 A	BJD6	4 poles	1SNA **178 026** R**2700**
		22 A	BJD6	5 poles	1SNA **178 027** R**2000**
		22 A	BJD6	10 poles	1SNA **178 032** R**2500**
		22 A	BJD6	20 poles	1SNA **178 033** R**2600**
3	Connector plate	22 A	EL61		1SNA **177 812** R**1700**

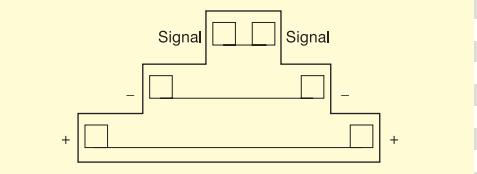

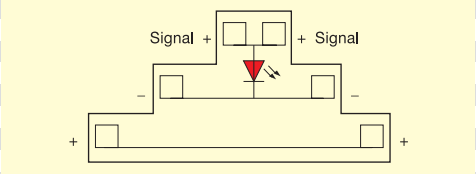

			Type		Part numbers
R	See section on markers marking method		RC65	red - blank	1SNA **103 776** R**0100**
			RC65	blue - blank	1SNA **103 775** R**0000**

Note : (1) 24 V DC on LED circuit.

Three level sensor terminal blocks without ground connection

Screw clamp

DIN 3

D 2,5/6.DAL1

Spacing 6 mm +0,05 (.238")

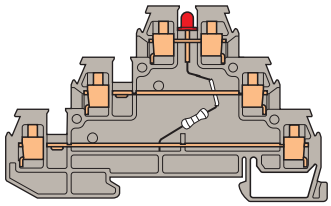

Three level block with LED indicator between upper and lower level (red 24V=)

Colour		Type	Part numbers
Grey	□	**D 2,5/6.DAL1**	1SNA **115 536** R**0400**

D 2,5/6.DAL2

Spacing 6 mm +0,05 (.238")

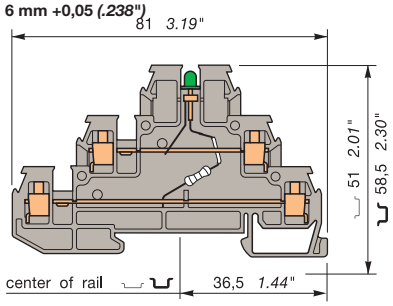

Three level block with LED indicator between lower levels (green 24V=)

Colour		Type	Part numbers
Grey	□	**D 2,5/6.DAL2**	1SNA **115 547** R**1700**

End stop		th. 12 mm	**BADH**	1SNA **116 900** R**2700**
End stop		th. 9,1 mm	**BAMH**	1SNA **114 836** R**0000**
End stop		th. 9,1 mm	**BAMH**	1SNA **194 836** R**0100**
Rail		35 x 7,5 x 1	**PR3.Z2**	1SNA **174 300** R**1700**
Rail		35 x 15 x 2,3	**PR4**	1SNA **168 500** R**1200**
Rail		35 x 15 x 1,5	**PR5**	1SNA **168 700** R**2200**

Other end stops, rails and accessories : see section on accessories.

Notes

The use of some accessories may decrease the block's voltage rating. For more information, consult us.

Characteristics

Wire size		NFC DIN	UL	CSA
Screw clamp	Rigid	0,2-2,5 mm²	20-12 AWG	22-14 AWG
	Flexible	0,22-2,5 mm²	20-12 AWG	22-14 AWG

Voltage			
Rated	380 V Gr.C	300 V (1)	300 V (1)
Impulse withstand			
Pollution degree			

Current			
Rated	22 A	26 A	20 A

Wire size			
Rated / Gauge	2,5 mm²	12 AWG	14 AWG

Wire strip. length	Recomm. screwdriver	Recomm. torque	Protection
6 mm	3,5 mm	0,4-0,6 Nm	IP20
.24"	*.138"*	*3.5-5.3 lb.in*	*NEMA 1*

Characteristics

Wire size		NFC DIN	UL	CSA
Screw clamp	Rigid	0,2-2,5 mm²	20-12 AWG	22-14 AWG
	Flexible	0,22-2,5 mm²	20-12 AWG	22-14 AWG

Voltage			
Rated	380 V Gr.C	300 V (1)	300 V (1)
Impulse withstand			
Pollution degree			

Current			
Rated	22 A	26 A	20 A

Wire size			
Rated / Gauge	2,5 mm²	12 AWG	14 AWG

Wire strip. length	Recomm. screwdriver	Recomm. torque	Protection
6 mm	3,5 mm	0,4-0,6 Nm	IP20
.24"	*.138"*	*3.5-5.3 lb.in*	*NEMA 1*

Accessories

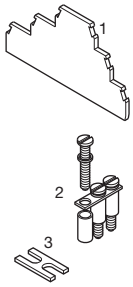

			Type		Part numbers
1	End section	grey	FED3E	th. 3,0 mm	1SNA **116 771** R**2000**
2	Assembled jumper bar (without IP20 protection)	22 A	BJD6	2 poles	1SNA **178 024** R**2500**
		22 A	BJD6	3 poles	1SNA **178 025** R**2600**
		22 A	BJD6	4 poles	1SNA **178 026** R**2700**
		22 A	BJD6	5 poles	1SNA **178 027** R**2000**
		22 A	BJD6	10 poles	1SNA **178 032** R**2500**
		22 A	BJD6	20 poles	1SNA **178 033** R**2600**
3	Connector plate	22 A	EL61		1SNA **177 812** R**1700**

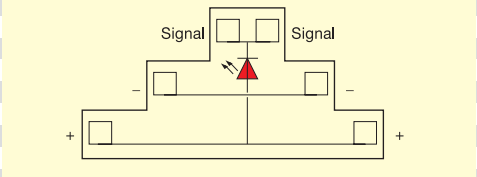

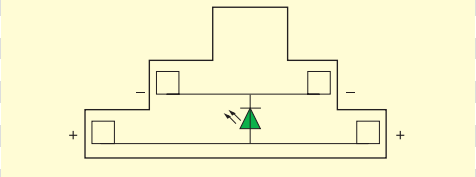

R	See section on markers marking method	RC65	red - blank	1SNA **103 776** R**0100**
		RC65	blue - blank	1SNA **103 775** R**0000**

Note : (1) 24 V DC on LED circuit.

Three level sensor terminal blocks with ground connection

Screw clamp

DIN 3

D 2,5/6.DP1

Spacing 6 mm +0,05 *(.238")*

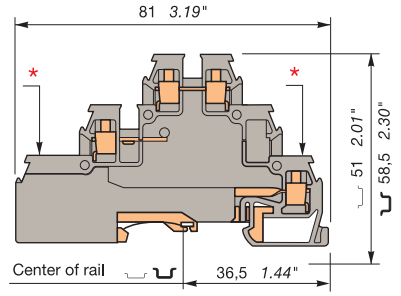

Three level block for sensor with ground on lower level .
** Green/yellow marking on lower deck*

Colour	Type	Part numbers
Grey	**D 2,5/6.DP1**	1SNA **115 645** R**2**100

D 2,5/6.DPL1

Spacing 6 mm +0,05 *(.238")*

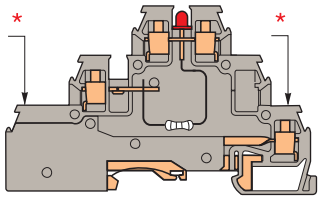

*Three level block for input with ground and LED indicator between upper and middle level (red 24V=). * Green/yellow marking on lower deck*

Colour	Type	Part numbers
Grey	**D 2,5/6.DPL1**	1SNA **115 644** R**2**000

Characteristics

		NFC DIN	UL	CSA
Screw clamp	Rigid	0,2-2,5 mm²	20-12 AWG	22-14 AWG
	Flexible	0,22-2,5 mm²	20-12 AWG	22-14 AWG
Voltage				
Rated		380 V Gr.C	300 V	300 V
Impulse withstand				
Pollution degree				
Current				
Rated	Short circuit	22 A 300A/1s	26 A	20 A
Wire size				
Rated / Gauge		2,5 mm²	12 AWG	14 AWG

Wire strip. length	Recomm. Screwdriver	Recomm. torque	Protection
6 mm	3,5 mm	0,4-0,6 Nm	IP20
.24"	*.138"*	*3.5-5.3 lb.in*	*NEMA 1*

Characteristics

		NFC DIN	UL	CSA
Wire size				
Screw clamp	Rigid	0,2-2,5 mm²	20-12 AWG	22-14 AWG
	Flexible	0,22-2,5 mm²	20-12 AWG	22-14 AWG
Voltage				
Rated		380 V Gr.C	300 V (1)	300 V (1)
Impulse withstand				
Pollution degree				
Current				
Rated	Short circuit	22 A 300A/1s	26 A	20 A
Wire size				
Rated / Gauge		2,5 mm²	12 AWG	14 AWG

Wire strip. length	Recomm. Screwdriver	Recomm. torque	Protection
6 mm	3,5 mm	0,4-0,6 Nm	IP20
.24"	*.138"*	*3.5-5.3 lb.in*	*NEMA 1*

End stop	th. 12 mm	**BADH**	1SNA **116 900** R**2**700
End stop	th. 9,1 mm	**BAMH**	1SNA **114 836** R**0**000
End stop	th. 9,1 mm	**BAMH**	1SNA **194 836** R**0**100
Rail	35 x 7,5 x 1	**PR3.Z2**	1SNA **174 300** R**1**700
Rail	35 x 15 x 2,3	**PR4**	1SNA **168 500** R**1**200
Rail	35 x 15 x 1,5	**PR5**	1SNA **168 700** R**2**200

Other end stops, rails and accessories : see section on accessories.

Notes

The use of some accessories may decrease the block's voltage rating. For more information, consult us.

Accessories

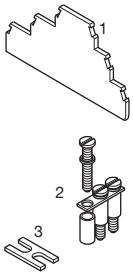

			Type		Part numbers
1	End section	grey	FED3E	th. 3,0 mm	1SNA **116 771** R**2**000
2	Assembled jumper bar (without IP20 protection)	22 A	BJD6	2 poles	1SNA **178 024** R**2**500
		22 A	BJD6	3 poles	1SNA **178 025** R**2**600
		22 A	BJD6	4 poles	1SNA **178 026** R**2**700
		22 A	BJD6	5 poles	1SNA **178 027** R**2**000
		22 A	BJD6	10 poles	1SNA **178 032** R**2**500
		22 A	BJD6	20 poles	1SNA **178 033** R**2**600
3	Connector plate	22 A	EL61		1SNA **177 812** R**1**700

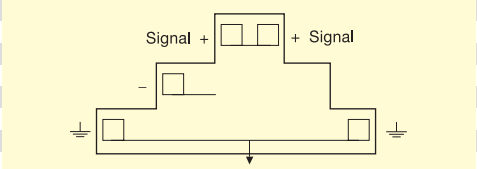

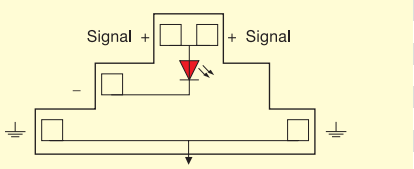

			Type		Part numbers
R	See section on markers marking method		RC65	red - blank	1SNA **103 776** R**0**100
			RC65	blue - blank	1SNA **103 775** R**0**000

Note : (1) 24 V DC on LED circuit.

Three level sensor terminal blocks with ground connection

Screw clamp

DIN 3

D 2,5/6.DPA1

Spacing 6 mm +0,05 *(.238")*

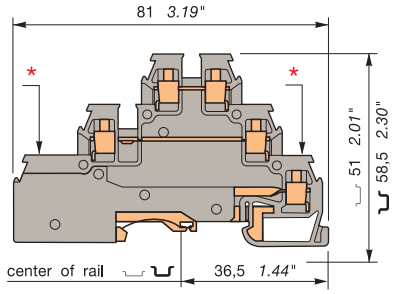

Three level block for power with ground on lower level.

* *Green/yellow marking on lower deck*

Colour	Type	Part numbers
Grey	D 2,5/6.DPA1	1SNA 115 643 R2700

Characteristics

		NFC DIN	UL	CSA
Screw clamp	Rigid	0,2-2,5 mm²	20-12 AWG	22-14 AWG
	Flexible	0,22-2,5 mm²	20-12 AWG	22-14 AWG

Voltage

Rated	380 V Gr.C	300 V	300 V
Impulse withstand			
Pollution degree			

Current

Rated	Short circuit	22 A	300A/1s	26 A	20 A

Wire size

Rated / Gauge	2,5 mm²	12 AWG	14 AWG

Wire strip. length	Recomm. Screwdriver	Recomm. torque	Protection
6 mm	3,5 mm	0,4-0,6 Nm	IP20
.24"	*.138"*	*3.5-5.3 lb.in*	*NEMA 1*

D 2,5/6.DPAL1

Spacing 6 mm +0,05 *(.238")*

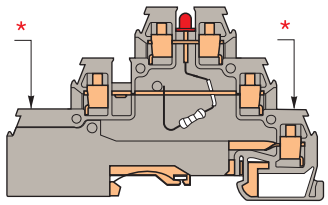

Three level block for sensor with ground on lower level and LED indicator between upper and middle level (red 24V=)

* *Green/yellow marking on lower deck*

Colour	Type	Part numbers
Grey	D 2,5/6.DPAL1	1SNA 115 642 R2600

Characteristics

Wire size

		NFC DIN	UL	CSA
Screw clamp	Rigid	0,2-2,5 mm²	20-12 AWG	22-14 AWG
	Flexible	0,22-2,5 mm²	20-12 AWG	22-14 AWG

Voltage

Rated	380 V Gr.C	300 V (1)	300 V (1)
Impulse withstand			
Pollution degree			

Current

Rated	Short circuit	22 A	300A/1s	26 A	20 A

Wire size

Rated / Gauge	2,5 mm²	12 AWG	14 AWG

Wire strip. length	Recomm. Screwdriver	Recomm. torque	Protection
6 mm	3,5 mm	0,4-0,6 Nm	IP20
.24"	*.138"*	*3.5-5.3 lb.in*	*NEMA 1*

End stop	th. 12 mm	BADH	1SNA 116 900 R2700
End stop	th. 9,1 mm	BAMH	1SNA 114 836 R0000
End stop	th. 9,1 mm	BAMH	1SNA 194 836 R0100
Rail	35 x 7,5 x 1	PR3.Z2	1SNA 174 300 R1700
Rail	35 x 15 x 2,3	PR4	1SNA 168 500 R1200
Rail	35 x 15 x 1,5	PR5	1SNA 168 700 R2200

Other end stops, rails and accessories : see section on accessories.

Notes

The use of some accessories may decrease the block's voltage rating. For more information, consult us.

Accessories

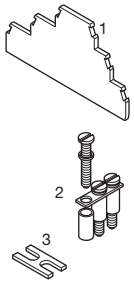

			Type		Part numbers
1	End section	grey	FED3E	th. 3,0 mm	1SNA 116 771 R2000
2	Assembled jumper bar (without IP20 protection)	22 A	BJD6	2 poles	1SNA 178 024 R2500
		22 A	BJD6	3 poles	1SNA 178 025 R2600
		22 A	BJD6	4 poles	1SNA 178 026 R2700
		22 A	BJD6	5 poles	1SNA 178 027 R2000
		22 A	BJD6	10 poles	1SNA 178 032 R2500
		22 A	BJD6	20 poles	1SNA 178 033 R2600
3	Connector plate	22 A	EL61		1SNA 177 812 R1700

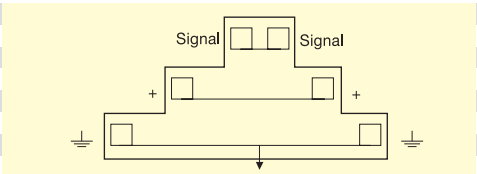

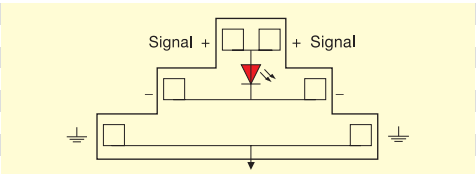

			Type		Part numbers
R	See section on markers marking method		RC65	red - blank	1SNA 103 776 R0100
			RC65	blue - blank	1SNA 103 775 R0000

Note : (1) 24 V DC on LED circuit.

Terminal blocks for distribution boxes double-deck + protection

Screw clamp

DIN 3

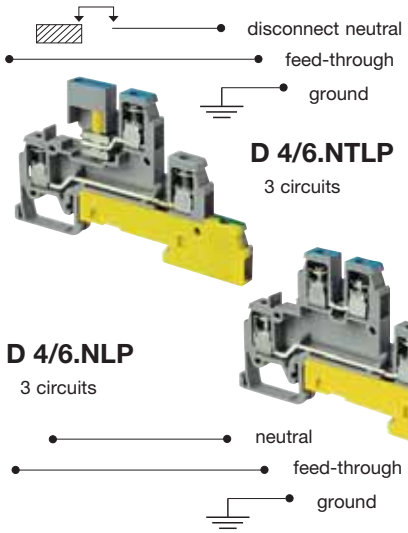

End stop	th. 12 mm	**BADH**	1SNA **116 900** R2700
End stop	th. 9,1 mm	**BAMH**	1SNA **114 836** R0000
End stop	th. 9,1 mm	**BAMH**	1SNA **194 836** R0100
Rail	35 x 7,5 x 1	**PR3.Z2**	1SNA **174 300** R1700
Rail	35 x 15 x 2,3	**PR4**	1SNA **168 500** R1200
Rail	35 x 15 x 1,5	**PR5**	1SNA **168 700** R2200

Other end stops, rails and accessories : see section on accessories.

Notes

According to DIN 43880 standards (dimension above the rail 35 x 7,5 ≤ 44 mm).
The Screw clamp terminal blocks, wire size from 2,5 mm² (spacing 5 mm) to 16 mm² (spacing 12 mm) also comply with these standards.
The use of some accessories may decrease the block's voltage rating. For more information, consult us.
** Blue marking on "neutral" circuit.*
Yellow/green marking on "ground" circuit.

D 4/6.NTLP

Spacing 6 mm +0,05 *(.238")*

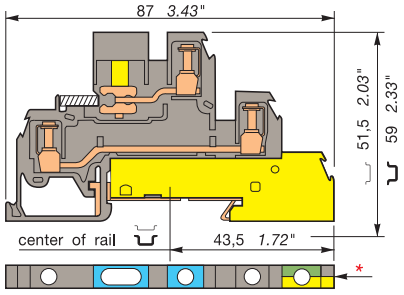

Colour	Type	Part number
1 circuit : "disconnect neutral" with busbar connection		
1 circuit : "feed-through"		
1 circuit : "ground" connected to the rail		
Grey	**D 4/6.NTLP**	1SNA **110 439** R2200

Characteristics

Wire size		IEC NFC DIN	UL/CSA
Screw clamp	Rigid	0,2-4 mm²	18-12 AWG
	Flexible		18-12 AWG
		0,2-4 mm²	
Ground bar		10 x 3 mm	
Voltage			
Rated		320 V(1)/400 V(2)	300 V
Impulse withstand		4 kV(1)/6 kV(2)	
Pollution degree		3	
Current			
Rated	Short circuit	30 A / 480 A/1s.	20 A
Wire size			
Rated / Gauge		4 mm² / A4	12 AWG

Wire strip. length	Recomm. screwdriver	Recomm. torque	Protection
9,5 mm	4 mm	0,4-0,8 Nm	IP 20
.37"	*.16"*	*3.5-7 lb.in*	*NEMA 1*

D 4/6.NLP

Spacing 6 mm +0,05 *(.238")*

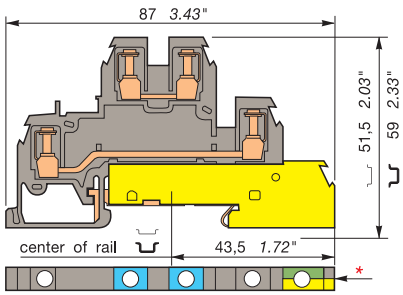

Colour	Type	Part number
1 circuit : "neutral"		
1 circuit : "feed-through"		
1 circuit : "ground" connected to the rail		
Grey	**D 4/6.NLP**	1SNA **110 440** R0700

Characteristics

Wire size		IEC NFC DIN	UL/CSA
Screw clamp	Rigid	0,2-4 mm²	18-12 AWG
	Flexible	0,2-4 mm²	18-12 AWG
Voltage			
Rated		400 V	300 V
Impulse withstand		6 kV	
Pollution degree		3	
Current			
Rated	Short circuit	30 A / 480 A/1s.	20 A
Wire size			
Rated / Gauge		4 mm² / A4	12 AWG

Wire strip. length	Recomm. screwdriver	Recomm. torque	Protection
9,5 mm	4 mm	0,4-0,8 Nm	IP 20
.37"	*.16"*	*3.5-7 lb.in*	*NEMA 1*

Accessories

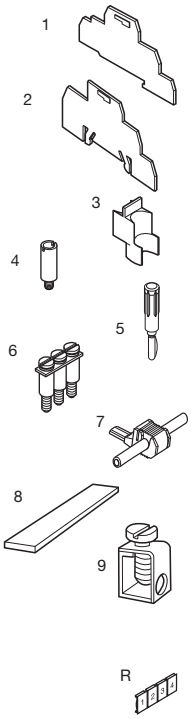

			Type		Part numbers
1	End section	grey	FED6	th. 1 mm	1SNA **116 964** R1200
2	Separator end section		SCFD	th. 1,5 mm	1SNA **114 117** R0700
3	Circuit separator	white	SCD		1SNA **103 189** R2600
4	Test socket		AL2 (4)	DIA. 2 mm	1SNA **167 319** R0600
5	Test plug		FC2 (3)	DIA. 2 mm	1SNA **007 865** R2600
6	Assembled jumper bar (without IP20 protection)	32 A	BJM62 (4)	2 poles	1SNA **173 217** R2600
		32 A	BJM62 (4)	3 poles	1SNA **173 218** R0700
		32 A	BJM62 (4)	4 poles	1SNA **173 219** R0000
		32 A	BJM62 (4)	5 poles	1SNA **173 221** R2200
		32 A	BJM62 (4)	6 poles	1SNA **174 112** R1600
		32 A	BJM62 (4)	7 poles	1SNA **174 113** R1700
		32 A	BJM62 (4)	8 poles	1SNA **174 114** R1000
		32 A	BJM62 (4)	9 poles	1SNA **174 115** R1100
		32 A	BJM62 (4)	10 poles	1SNA **173 226** R2700
7	IDC jumper	24 A	AD2,5		1SNA **114 205** R2000
8	Busbar		BO3	10 x 3 mm	1SNA **164 406** R2400
9	Clamp for busbar		SFB1	0,5 to 35 mm²	1SNA **163 860** R0500
			SFB2	16 to 35 mm²	1SNA **168 956** R0600

For disconnect device :

Recomm. screwdriver	Recomm. torque
4 mm	0,4-0,6 Nm
.16"	3.5-5.3 lb.in

			Type		Part numbers
1	End section	grey	FED6	th. 1 mm	1SNA **116 964** R1200
2	Separator end section		SCFD	th. 1,5 mm	1SNA **114 117** R0700
3	Circuit separator	white	SCD		1SNA **103 189** R2600
4	Test socket		AL2 (4)	DIA. 2 mm	1SNA **167 319** R0600
5	Test plug		FC2 (3)	DIA. 2 mm	1SNA **007 865** R2600
6	Assembled jumper bar (without IP20 protection)	32 A	BJM62 (4)	2 poles	1SNA **173 217** R2600
		32 A	BJM62 (4)	3 poles	1SNA **173 218** R0700
		32 A	BJM62 (4)	4 poles	1SNA **173 219** R0000
		32 A	BJM62 (4)	5 poles	1SNA **173 221** R2200
		32 A	BJM62 (4)	6 poles	1SNA **174 112** R1600
		32 A	BJM62 (4)	7 poles	1SNA **174 113** R1700
		32 A	BJM62 (4)	8 poles	1SNA **174 114** R1000
		32 A	BJM62 (4)	9 poles	1SNA **174 115** R1100
		32 A	BJM62 (4)	10 poles	1SNA **173 226** R2700
7	IDC jumper	24 A	AD2,5		1SNA **114 205** R2000

R **R** See section on markers marking method

RC65

RC65

Note : (1) Between "feed-through" and "neutral" circuits. (2) Between 2 "feed-through" circuits (side by side). (3) For block equipped with AL2. (4) A circuit separator SC may be required with the use of these accessories.

Terminal blocks for distribution boxes double-deck + protection

Screw clamp

DIN 3



D 4/6.LLP

3 circuits

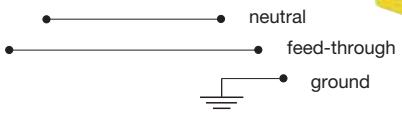

D 4/6.NL

2 circuits

D 4/6.LL

2 circuits

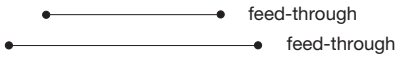

End stop		th. 12 mm	**BADH**	1SNA **116 900** R**27**00
End stop		th. 9,1 mm	**BAMH**	1SNA **114 836** R**00**00
End stop		th. 9,1 mm	**BAMH**	1SNA **194 836** R**01**00
Rail		35 x 7,5 x 1	**PR3.Z2**	1SNA **174 300** R**17**00
Rail		35 x 15 x 2,3	**PR4**	1SNA **168 500** R**12**00
Rail		35 x 15 x 1,5	**PR5**	1SNA **168 700** R**22**00

Other end stops, rails and accessories : see section on accessories.

Notes

According to DIN 43880 standards (dimension above the rail 35 x 7,5 ≤ 44 mm).
The Screw clamp terminal blocks, wire size from 2,5 mm² (spacing 5 mm) to 16 mm² (spacing 12 mm) also comply with these standards.
The use of some accessories may decrease the block's voltage rating. For more information, consult us.
* *Blue marking on "neutral" circuit.*
Yellow/green marking on "ground" circuit.

D 4/6.LLP

Spacing 6 mm +0,05 *(.238")*

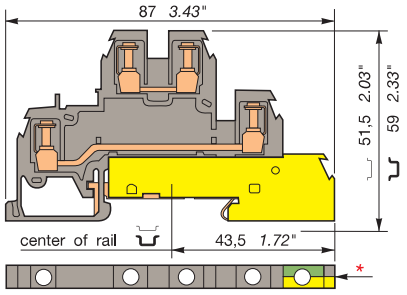

Colour	Type	Part number
2 circuits : "feed-through"		
1 circuit : "ground" connected to the rail		
Grey	**D 4/6.LLP**	1SNA **110 441** R**24**00

Characteristics

Wire size		IEC NFC DIN	UL/CSA
Screw clamp	Rigid	0,2-4 mm²	18-12 AWG
	Flexible	0,2-4 mm²	18-12 AWG

Voltage		
Rated	400 V	300 V
Impulse withstand	6 kV	
Pollution degree	3	

Current				
Rated	Short circuit	30 A	480 A/1s.	20 A

Wire size			
Rated / Gauge	4 mm² / A4		12 AWG
Wire strip. length	Recomm. screwdriver	Recomm. torque	Protection
9,5 mm	4 mm	0,4-0,8 Nm	IP 20
.37"	*.16"*	*3.5-7 lb.in*	*NEMA 1*

D 4/6...L

Spacing 6 mm +0,05 *(.238")*

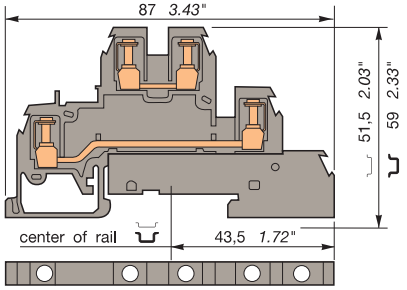

Colour	Type	Part number
1 circuit : "neutral" + 1 circuit : "feed-through"		
Grey	**D 4/6.NL**	1SNA **110 447** R**22**00
2 circuits : "feed-through"		
Grey	**D 4/6.LL**	1SNA **110 442** R**25**00
Only 1 circuit : "feed-through"		
Grey - Upper deck	**D 4/6.L**	1SNA **110 449** R**04**00
Grey - Lower deck	**D 4/6.L**	1SNA **110 443** R**26**00

Characteristics

Wire size		IEC NFC DIN	UL/CSA
Screw clamp	Rigid	0,2-4 mm²	18-12 AWG
	Flexible	0,2-4 mm²	18-12 AWG

Voltage		
Rated	400 V	300 V
Impulse withstand	6 kV	
Pollution degree	3	

Current		
Rated	30 A	20 A

Wire size			
Rated / Gauge	4 mm² / A4		12 AWG
Wire strip. length	Recomm. screwdriver	Recomm. torque	Protection
9,5 mm	4 mm	0,4-0,8 Nm	IP 20
.37"	*.16"*	*3.5-7 lb.in*	*NEMA 1*

Accessories

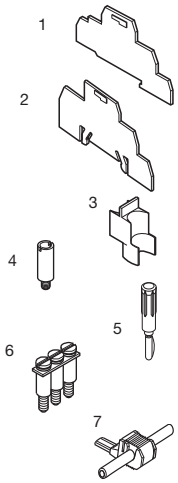

			Type		Part numbers
1	End section	grey	FED6	th. 1 mm	1SNA **116 964** R**12**00
2	Separator end section		SCFD	th. 1,5 mm	1SNA **114 117** R**07**00
3	Circuit separator	white	SCD		1SNA **103 189** R**26**00
4	Alvéole de contrôle		AL2 (4)	DIA. 2 mm	1SNA **167 319** R**06**00
5	Test plug		FC2 (3)	DIA. 2 mm	1SNA **007 865** R**26**00
6	Assembled	32 A	BJM62 (4)	2 poles	1SNA **173 217** R**26**00
	jumper bar	32 A	BJM62 (4)	3 poles	1SNA **173 218** R**07**00
	(without IP20 protection)	32 A	BJM62 (4)	4 poles	1SNA **173 219** R**00**00
		32 A	BJM62 (4)	5 poles	1SNA **173 221** R**22**00
		32 A	BJM62 (4)	6 poles	1SNA **174 112** R**16**00
		32 A	BJM62 (4)	7 poles	1SNA **174 113** R**17**00
		32 A	BJM62 (4)	8 poles	1SNA **174 114** R**10**00
		32 A	BJM62 (4)	9 poles	1SNA **174 115** R**11**00
		32 A	BJM62 (4)	10 poles	1SNA **173 226** R**27**00
7	IDC jumper	24 A	AD2,5		1SNA **114 205** R**20**00

			Type		Part numbers
1	End section	grey	FED6	th. 1 mm	1SNA **116 964** R**12**00
2	Separator end section		SCFD	th. 1,5 mm	1SNA **114 117** R**07**00
3	Circuit separator	white	SCD		1SNA **103 189** R**26**00
4	Alvéole de contrôle		AL2 (4)	DIA. 2 mm	1SNA **167 319** R**06**00
5	Test plug		FC2 (3)	DIA. 2 mm	1SNA **007 865** R**26**00
6	Assembled	32 A	BJM62 (4)	2 poles	1SNA **173 217** R**26**00
	jumper bar	32 A	BJM62 (4)	3 poles	1SNA **173 218** R**07**00
	(without IP20 protection)	32 A	BJM62 (4)	4 poles	1SNA **173 219** R**00**00
		32 A	BJM62 (4)	5 poles	1SNA **173 221** R**22**00
		32 A	BJM62 (4)	6 poles	1SNA **174 112** R**16**00
		32 A	BJM62 (4)	7 poles	1SNA **174 113** R**17**00
		32 A	BJM62 (4)	8 poles	1SNA **174 114** R**10**00
		32 A	BJM62 (4)	9 poles	1SNA **174 115** R**11**00
		32 A	BJM62 (4)	10 poles	1SNA **173 226** R**27**00
7	IDC jumper	24 A	AD2,5		1SNA **114 205** R**20**00

R	See section on markers marking method	RC65	RC65

Note : (1) For block equipped with AL2.
(2) A circuit separator SC may be required with the use of these accessories.

Terminal blocks for distribution boxes double-deck + protection

Screw clamp

DIN 3

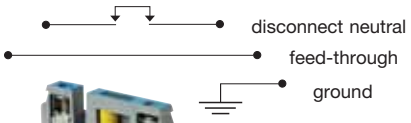



D 4/6.A.NTLP

3 circuits

D 4/6.A.NLP

3 circuits

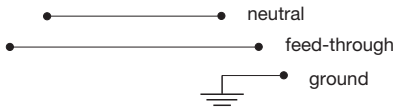

End stop		th. 12 mm	**BADH**	1SNA **116 900** R**2700**
End stop		th. 9,1 mm	**BAMH**	1SNA **114 836** R**0000**
End stop		th. 9,1 mm	**BAMH**	1SNA **194 836** R**0100**
Rail		35 x 7,5 x 1	**PR3.Z2**	1SNA **174 300** R**1700**
Rail		35 x 15 x 2,3	**PR4**	1SNA **168 500** R**1200**
Rail		35 x 15 x 1,5	**PR5**	1SNA **168 700** R**2200**

Other end stops, rails and accessories : see section on accessories.

Notes

Mainly suitable for medical equipment purposes. According to DIN 43880 standards (dimension above the rail 35 x 7,5 ≤ 44 mm). The Screw clamp terminal blocks, wire size from 2,5 mm² (spacing 5 mm) to 16 mm² (spacing 12 mm) also comply with these standards. The use of some accessories may decrease the block's voltage rating. For more information, consult us.

* *Blue marking on "neutral" circuit.*
Yellow/green marking on "ground" circuit.

D 4/6.A.NTLP

Spacing 6 mm +0,05 *(.238")*

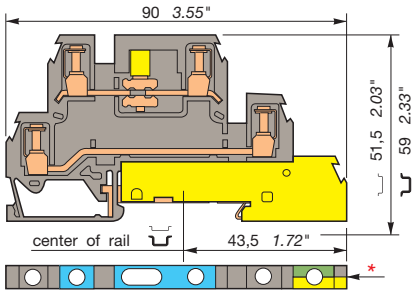

Colour	Type	Part number
1 circuit : "disconnect neutral"		
1 circuit : "feed-through"		
1 circuit : "ground" connected to the rail		
Grey	**D 4/6.A.NTLP**	1SNA **110 415** R**1200**

Characteristics

Wire size		IEC NFC DIN	UL/CSA
Screw clamp	Rigid	0,2-4 mm²	18-12 AWG
	Flexible	0,2-4 mm²	18-12 AWG

Voltage		
Rated	320 V(1)/400 V(2)	300 V
Impulse withstand	4 kV(1)/6 kV(2)	
Pollution degree	3	

Current				
Rated	Short circuit	30 A	480 A/1s.	20 A

Wire size			
Rated / Gauge	4 mm² / A4		12 AWG
Wire strip. length	Recomm. screwdriver	Recomm. torque	Protection
9,5 mm	4 mm	0,4-0,8 Nm	IP 20
.37"	*.16"*	*3.5-7.lb.in*	*NEMA 1*

Type		Part numbers
FED6	th. 1 mm	1SNA **116 964** R**1200**
SCFD	th. 1,5 mm	1SNA **114 117** R**0700**
SCD		1SNA **103 189** R**2600**
AL2 (4)	DIA. 2 mm	1SNA **167 319** R**0600**
FC2 (3)	DIA. 2 mm	1SNA **007 865** R**2600**
BJM62 (4)	2 poles	1SNA **173 217** R**2600**
BJM62 (4)	3 poles	1SNA **173 218** R**0700**
BJM62 (4)	4 poles	1SNA **173 219** R**0000**
BJM62 (4)	5 poles	1SNA **173 221** R**2200**
BJM62 (4)	6 poles	1SNA **174 112** R**1600**
BJM62 (4)	7 poles	1SNA **174 113** R**1700**
BJM62 (4)	8 poles	1SNA **174 114** R**1000**
BJM62 (4)	9 poles	1SNA **174 115** R**1100**
BJM62 (4)	10 poles	1SNA **173 226** R**2700**
AD2,5		1SNA **114 205** R**2000**

For disconnect device :

Recomm. screwdriver	Recomm. torque
4 mm	0,4-0,6 Nm
.16"	3.5-5.3 lb.in

RC65

D 4/6.A.NLP

Spacing 6 mm +0,05 *(.238")*

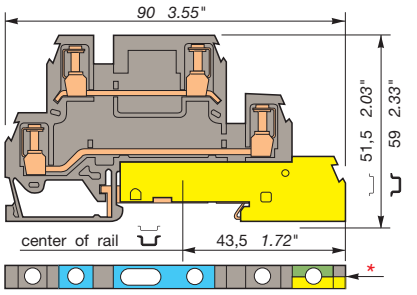

Colour	Type	Part number
1 circuit : "neutral"		
1 circuit : "feed-through"		
1 circuit : "ground" connected to the rail		
Grey	**D 4/6.A.NLP**	1SNA **110 417** R**1400**

Characteristics

Wire size		IEC NFC DIN	UL/CSA
Screw clamp	Rigid	0,2-4 mm²	18-12 AWG
	Flexible	0,2-4 mm²	18-12 AWG

Voltage		
Rated	400 V	300 V
Impulse withstand	6 kV	
Pollution degree	3	

Current				
Rated	Short circuit	30 A	480 A/1s.	20 A

Wire size			
Rated / Gauge	4 mm² / A4		12 AWG
Wire strip. length	Recomm. screwdriver	Recomm. torque	Protection
9,5 mm	4 mm	0,4-0,8 Nm	IP 20
.37"	*.16"*	*3.5-7 lb.in*	*NEMA 1*

Type		Part numbers
FED6	th. 1 mm	1SNA **116 964** R**1200**
SCFD	th. 1,5 mm	1SNA **114 117** R**0700**
SCD		1SNA **103 189** R**2600**
AL2 (4)	DIA. 2 mm	1SNA **167 319** R**0600**
FC2 (3)	DIA. 2 mm	1SNA **007 865** R**2600**
BJM62 (4)	2 poles	1SNA **173 217** R**2600**
BJM62 (4)	3 poles	1SNA **173 218** R**0700**
BJM62 (4)	4 poles	1SNA **173 219** R**0000**
BJM62 (4)	5 poles	1SNA **173 221** R**2200**
BJM62 (4)	6 poles	1SNA **174 112** R**1600**
BJM62 (4)	7 poles	1SNA **174 113** R**1700**
BJM62 (4)	8 poles	1SNA **174 114** R**1000**
BJM62 (4)	9 poles	1SNA **174 115** R**1100**
BJM62 (4)	10 poles	1SNA **173 226** R**2700**
AD2,5		1SNA **114 205** R**2000**

RC65

Accessories

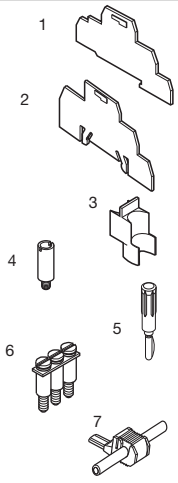

1	End section	grey	
2	Separator end section		
3	Circuit separator	white	
4	Test socket		
5	Test plug		
6	Assembled	32 A	
	jumper bar	32 A	
	(without IP20 protection)	32 A	
		32 A	
		32 A	
		32 A	
		32 A	
		32 A	
		32 A	
7	IDC jumper	24 A	

R See section on markers marking method

Note : (1) Between "neutral" and "feed-through" circuits. (2) Between 2 "feed-through" circuits (side by side). (3) For block equipped with AL2. (4) A circuit separator SC may be required with the use of these accessories.

Terminal blocks for distribution boxes double-deck + protection

Screw clamp

DIN 3

D 4/6.A.LLP

3 circuits

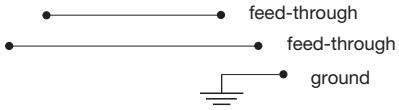

D 4/6.A.LL

2 circuits

End stop	th. 12 mm	**BADH**	1SNA **116 900** R**2700**
End stop	th. 9,1 mm	**BAMH**	1SNA **114 836** R**0000**
End stop	th. 9,1 mm	**BAMH**	1SNA **194 836** R**0100**
Rail	35 x 7,5 x 1	**PR3.Z2**	1SNA **174 300** R**1700**
Rail	35 x 15 x 2,3	**PR4**	1SNA **168 500** R**1200**
Rail	35 x 15 x 1,5	**PR5**	1SNA **168 700** R**2200**

Other end stops, rails and accessories : see section on accessories.

Notes

Mainly suitable for medical equipment purposes. According to DIN 43880 standards (dimension above the rail 35 x 7,5 ≤ 44 mm).
The Screw clamp terminal blocks, wire size from 2,5 mm² (spacing 5 mm) to 16 mm² (spacing 12 mm) also comply with these standards.
The use of some accessories may decrease the block's voltage rating. For more information, consult us.
** Yellow/green marking on "ground" circuit.*

D 4/6.A.LLP

Spacing 6 mm +0,05 *(.238")*

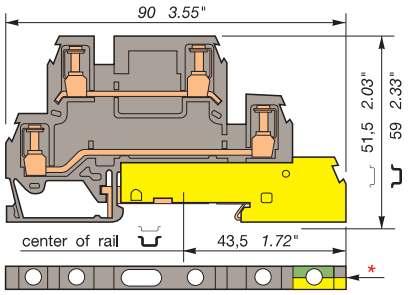

Colour	Type	Part number
2 circuits : "feed-through"		
1 circuit : "ground" connected to the rail		
Grey	**D 4/6.A.LLP**	1SNA **110 418** R**2500**

Characteristics

Wire size		IEC NFC DIN	UL/CSA
Screw clamp	Rigid	0,2-4 mm²	18-12 AWG
	Flexible	0,2-4 mm²	18-12 AWG

Voltage		
Rated	400 V	300 V
Impulse withstand	6 kV	
Pollution degree	3	

Current				
Rated	Short circuit	30 A	480 A/1s.	20 A

Wire size			
Rated / Gauge	4 mm² / A4		12 AWG
Wire strip. length	Recomm. screwdriver	Recomm. torque	Protection
9,5 mm	4 mm	0,4-0,8 Nm	IP 20
.37"	*.16"*	*3.5-7 lb.in*	*NEMA 1*

D 4/6.A.LL

Spacing 6 mm +0,05 *(.238")*

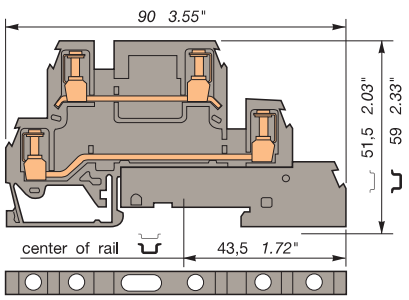

Colour	Type	Part number
2 circuits : "feed-through"		
Grey	**D 4/6.A.LL**	1SNA **110 419** R**2600**

Characteristics

Wire size		IEC NFC DIN	UL/CSA
Screw clamp	Rigid	0,2-4 mm²	18-12 AWG
	Flexible	0,2-4 mm²	18-12 AWG

Voltage		
Rated	400 V	300 V
Impulse withstand	6 kV	
Pollution degree	3	

Current		
Rated	30 A	20 A

Wire size			
Rated / Gauge	4 mm² / A4		12 AWG
Wire strip. length	Recomm. screwdriver	Recomm. torque	Protection
9,5 mm	4 mm	0,4-0,8 Nm	IP 20
.37"	*.16"*	*3.5-7 lb.in*	*NEMA 1*

Accessories

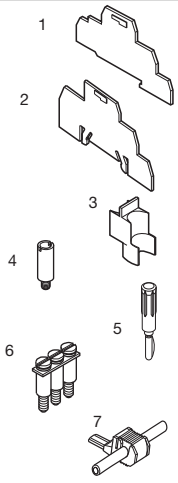

			Type		Part numbers	Type		Part numbers
1	End section	grey	FEDA6	th. 1 mm	1SNA **116 965** R**1300**	FEDA6	th. 1 mm	1SNA **116 965** R**1300**
2	Separator end section		SCFD	th. 1,5 mm	1SNA **114 117** R**0700**	SCFD	th. 1,5 mm	1SNA **114 117** R**0700**
3	Circuit separator	white	SCD		1SNA **103 189** R**2600**	SCD		1SNA **103 189** R**2600**
4	Test socket		AL2 (4)	DIA. 2 mm	1SNA **167 319** R**0600**	AL2 (4)	DIA. 2 mm	1SNA **167 319** R**0600**
5	Test plug		FC2 (3)	DIA. 2 mm	1SNA **007 865** R**2600**	FC2 (3)	DIA. 2 mm	1SNA **007 865** R**2600**
6	Assembled	32 A	BJM62 (4)	2 poles	1SNA **173 217** R**2600**	BJM62 (4)	2 poles	1SNA **173 217** R**2600**
	jumper bar	32 A	BJM62 (4)	3 poles	1SNA **173 218** R**0700**	BJM62 (4)	3 poles	1SNA **173 218** R**0700**
	(without IP20 protection)	32 A	BJM62 (4)	4 poles	1SNA **173 219** R**0000**	BJM62 (4)	4 poles	1SNA **173 219** R**0000**
		32 A	BJM62 (4)	5 poles	1SNA **173 221** R**2200**	BJM62 (4)	5 poles	1SNA **173 221** R**2200**
		32 A	BJM62 (4)	6 poles	1SNA **174 112** R**1600**	BJM62 (4)	6 poles	1SNA **174 112** R**1600**
		32 A	BJM62 (4)	7 poles	1SNA **174 113** R**1700**	BJM62 (4)	7 poles	1SNA **174 113** R**1700**
		32 A	BJM62 (4)	8 poles	1SNA **174 114** R**1000**	BJM62 (4)	8 poles	1SNA **174 114** R**1000**
		32 A	BJM62 (4)	9 poles	1SNA **174 115** R**1100**	BJM62 (4)	9 poles	1SNA **174 115** R**1100**
		32 A	BJM62 (4)	10 poles	1SNA **173 226** R**2700**	BJM62 (4)	10 poles	1SNA **173 226** R**2700**
7	IDC jumper	24 A	AD2,5		1SNA **114 205** R**2000**	AD2,5		1SNA **114 205** R**2000**
R	See section on markers marking method		RC65			RC65		

Note : (1) For block equipped with AL2.
(2) A circuit separator SC may be required with the use of these accessories.

Notes

Terminal blocks for distribution boxes double-deck + protection

Screw clamp

DIN 3



End stop		th. 9 mm	**BADL**	1SNA **399 903** R02**00**
End stop		th. 10 mm	**BAM2**	1SNA **206 351** R16**00**
Rail		35 x 7,5 x 1	**PR3.Z2**	1SNA **174 300** R17**00**
Rail		35 x 15 x 2,3	**PR4**	1SNA **168 500** R12**00**
Rail		35 x 15 x 1,5	**PR5**	1SNA **168 700** R22**00**

Other end stops, rails and accessories : see section on accessories.

Notes

Complies with DIN 43880 standard (height above the mounting rail 35 x 7,5 ≤ 44 mm 1.73").
The Screw clamp terminal blocks, wire size 2,5 mm² (spacing 5 mm) to 16 mm² (spacing 12 mm) also comply with this standard.
The use of some accessories may decrease the block's voltage rating. For more information, consult us.

D 4/6.LNTP1

Spacing 17,8 mm + 0,2 *(.700"+ .008")*

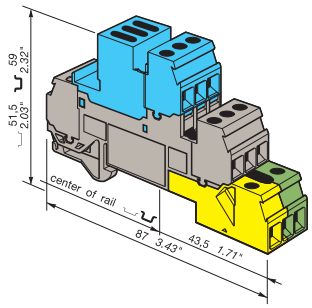

Closed terminal block

Colour	Type	Part number
3 circuits : "disconnect neutral" with busbar connection		
3 circuits : "feed-through"		
3 circuits : "ground" connected to the rail		
Blue, grey and green-yellow	**D 4/6.LNTP1**	1SNA **110 264** R02**00**

Characteristics

Wire size		IEC NFC DIN	UL	CSA
Screw clamp	Rigid	0,2-4 mm²	18-12 AWG	18-12 AWG
	Flexible	0,2-4 mm²	18-12 AWG	18-12 AWG

Voltage			
Rated	320V(1)/400V(2)	300 V	300 V
Impulse withstand	4kV(1)/6kV(2)		
Pollution degree	3		

Current					
Rated	Short circuit	30 A	480A/1s	20 A	20 A

Wire size			
Rated / Gauge	4 mm²/A4	12 AWG	12 AWG

Wire strip. length	Recomm. screwdriver	Recomm. torque	Protection
9,5 mm	4 mm	0,5-0,8 Nm	IP20
.37"	*.16"*	*4.4-7.1 lb.in*	*NEMA 1*

D 4/6.LNTP3

Spacing 17,8 mm + 0,2 *(.700"+ .008")*

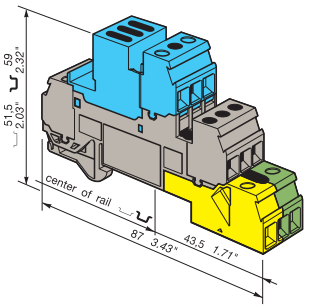

Closed terminal block

Colour	Type	Part number
1 circuit : "disconnect neutral" with busbar connection		
3 circuits : "feed-through"		
1 circuit : "ground" connected to the rail		
Blue, grey and green-yellow	**D 4/6.LNTP3**	1SNA **110 269** R17**00**

Characteristics

Wire size		IEC NFC DIN	UL	CSA
Screw clamp	Rigid	0,2-4 mm²	18-12 AWG	18-12 AWG
	Flexible	0,2-4 mm²	18-12 AWG	18-12 AWG

Voltage			
Rated	320V(1)/400V(2)	300 V	300 V
Impulse withstand	4kV(1)/6kV(2)		
Pollution degree	3		

Current					
Rated	Short circuit	30 A	480A/1s	20 A	20 A

Wire size			
Rated / Gauge	4 mm²/A4	12 AWG	12 AWG

Wire strip. length	Recomm. screwdriver	Recomm. torque	Protection
9,5 mm	4 mm	0,5-0,8 Nm	IP20
.37"	*.16"*	*4.4-7.1 lb.in*	*NEMA 1*

Accessories

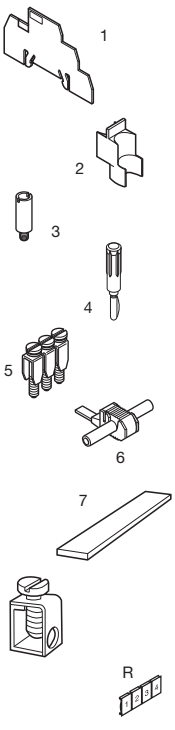

			Type		Part numbers	Type		Part numbers
1	Separator end section	grey	SCFD	th. 1,5 mm	1SNA **114 117** R07**00**	SCFD	th. 1,5 mm	1SNA **114 117** R07**00**
2	Circuit separator	white	SCD		1SNA **103 189** R26**00**	SCD		1SNA **103 189** R26**00**
3	Test socket		AL2 (4)	DIA. 2 mm	1SNA **167 319** R06**00**	AL2 (4)	DIA. 2 mm	1SNA **167 319** R06**00**
4	Test plug		FC2 (3)	DIA. 2 mm	1SNA **007 865** R26**00**	FC2 (3)	DIA. 2 mm	1SNA **007 865** R26**00**
5	Assembled	32 A	BJM62 (4)	2 poles	1SNA **173 217** R26**00**	BJM62 (4)	2 poles	1SNA **173 217** R26**00**
	jumper bar	32 A	BJM62 (4)	3 poles	1SNA **173 218** R07**00**	BJM62 (4)	3 poles	1SNA **173 218** R07**00**
	(without IP20 protection)	32 A	BJM62 (4)	4 poles	1SNA **173 219** R00**00**	BJM62 (4)	4 poles	1SNA **173 219** R00**00**
		32 A	BJM62 (4)	5 poles	1SNA **173 221** R22**00**	BJM62 (4)	5 poles	1SNA **173 221** R22**00**
		32 A	BJM62 (4)	6 poles	1SNA **174 112** R16**00**	BJM62 (4)	6 poles	1SNA **174 112** R16**00**
		32 A	BJM62 (4)	7 poles	1SNA **174 113** R17**00**	BJM62 (4)	7 poles	1SNA **174 113** R17**00**
		32 A	BJM62 (4)	8 poles	1SNA **174 114** R10**00**	BJM62 (4)	8 poles	1SNA **174 114** R10**00**
		32 A	BJM62 (4)	9 poles	1SNA **174 115** R11**00**	BJM62 (4)	9 poles	1SNA **174 115** R11**00**
		32 A	BJM62 (4)	10 poles	1SNA **173 226** R27**00**	BJM62 (4)	10 poles	1SNA **173 226** R27**00**
6	IDC jumper	24 A	AD2,5		1SNA **114 205** R20**00**	AD2,5		1SNA **114 205** R20**00**
7	Busbar		BO3	1000 x 10 x 3 mm	1SNA **164 406** R24**00**	BO3	1000 x 10 x 3 mm	1SNA **164 406** R24**00**
8	Screw clamp for busbar		SFB1	0,5 to 35 mm²	1SNA **163 860** R05**00**	SFB1	0,5 to 35 mm²	1SNA **163 860** R05**00**
			SFB2	16 to 35 mm²	1SNA **168 956** R06**00**	SFB2	16 to 35 mm²	1SNA **168 956** R06**00**
R	See section on markers marking method							

For disconnect device :

Recomm. screwdriver	Recomm. torque
4 mm .16"	0,4-0,6 Nm 3.5-5.3 lb.in

For disconnect device :

Recomm. screwdriver	Recomm. torque
4 mm .16"	0,4-0,6 Nm 3.5-5.3 lb.in

RC65

RC65

Note : (1) Between "feed-through" and neutral circuits. (2) Between 2 "feed-through" circuits (side by side).
(3) For block equipped with AL2. (4) A circuit separator SC may be required with the use of these accessories.

Terminal blocks for distribution boxes double-deck + protection

Screw clamp

DIN 3



End stop		th. 9 mm	**BADL**	1SNA **399 903** R0200
End stop		th. 10 mm	**BAM2**	1SNA **206 351** R1600
Rail		35 x 7,5 x 1	**PR3.Z2**	1SNA **174 300** R1700
Rail		35 x 15 x 2,3	**PR4**	1SNA **168 500** R1200
Rail		35 x 15 x 1,5	**PR5**	1SNA **168 700** R2200

Other end stops, rails and accessories : see section on accessories.

Notes

Complies with DIN 43880 standard (height above the mounting rail 35 x 7,5 ≤ 44 mm 1.73").
The Screw clamp terminal blocks, wire size 2,5 mm² (spacing 5 mm) to 16 mm² (spacing 12 mm) also comply with this standard.
The use of some accessories may decrease the block's voltage rating. For more information, consult us.

D 4/6.LNTP2

Spacing 17,8 mm + 0,2 *(.700"+ .008")*

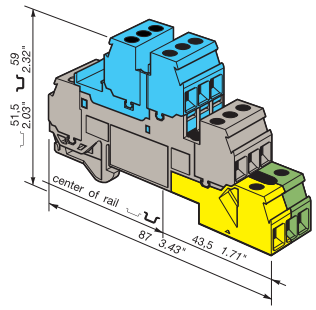

Closed terminal block

Colour	Type	Part number
3 circuits : "neutral"		
3 circuits : "feed-through"		
3 circuits : "ground" connected to the rail		
Blue, grey and green-yellow	**D 4/6.LNTP2**	1SNA **110 327** R2100

Characteristics

Wire size		IEC NFC DIN	UL	CSA
Screw clamp	Rigid	0,2-4 mm²	18-12 AWG	18-12 AWG
	Flexible	0,2-4 mm²	18-12 AWG	18-12 AWG

Voltage			
Rated	400 V	300 V	300 V
Impulse withstand	6 kV		
Pollution degree	3		

Current					
Rated	Short circuit	30 A	480A/1s	20 A	20 A

Wire size			
Rated / Gauge	4 mm²/A4	12 AWG	12 AWG

Wire strip. length	Recomm. screwdriver	Recomm. torque	Protection
9,5 mm	4 mm	0,5-0,8 Nm	IP20
.37"	*.16"*	*4.4-7.1 lb.in*	*NEMA 1*

D 4/6.LNTP8

Spacing 17,8 mm + 0,2 *(.700"+ .008")*

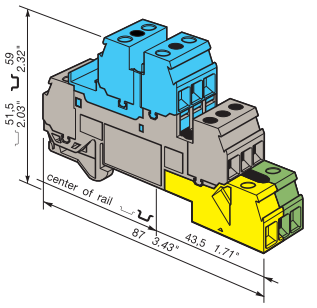

Closed terminal block

Colour	Type	Part number
1 circuit : "neutral"		
3 circuits : "feed-through"		
1 circuit : "ground" connected to the rail		
Blue, grey and green-yellow	**D 4/6.LNTP8**	1SNA **110 333** R2700

Characteristics

Wire size		IEC NFC DIN	UL/CSA
Screw clamp	Rigid	0,2-4 mm²	18-12 AWG
	Flexible	0,2-4 mm²	18-12 AWG

Voltage		
Rated	400 V	300 V
Impulse withstand	6 kV	
Pollution degree	3	

Current				
Rated	Short circuit	30 A	480 A/1s.	20 A

Wire size			
Rated / Gauge	4 mm² / A4	12 AWG	

Wire strip. length	Recomm. screwdriver	Recomm. torque	Protection
9,5 mm	4 mm	0,4-0,8 Nm	IP20
.37"	*.16"*	*3.5-7 lb.in*	*NEMA 1*

Accessories

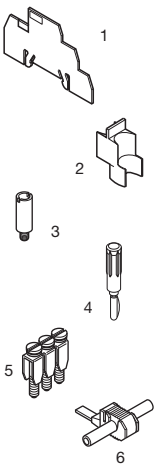

			Type		Part numbers
1	Separator end section	grey	SCFD	th. 1,5 mm	1SNA **114 117** R0700
2	Circuit separator	white	SCD		1SNA **103 189** R2600
3	Test socket		AL2 (2)	DIA. 2 mm	1SNA **167 319** R0600
4	Test plug		FC2 (1)	DIA. 2 mm	1SNA **007 865** R2600
5	Assembled	32 A	BJM62 (2)	2 poles	1SNA **173 217** R2600
	jumper bar	32 A	BJM62 (2)	3 poles	1SNA **173 218** R0700
	(without IP20 protection)	32 A	BJM62 (2)	4 poles	1SNA **173 219** R0000
		32 A	BJM62 (2)	5 poles	1SNA **173 221** R2200
		32 A	BJM62 (2)	6 poles	1SNA **174 112** R1600
		32 A	BJM62 (2)	7 poles	1SNA **174 113** R1700
		32 A	BJM62 (2)	8 poles	1SNA **174 114** R1000
		32 A	BJM62 (2)	9 poles	1SNA **174 115** R1100
		32 A	BJM62 (2)	10 poles	1SNA **173 226** R2700
6	IDC jumper	24 A	AD2,5		1SNA **114 205** R2000

R See section on markers marking method

RC65

Type		Part numbers
SCFD	th. 1,5 mm	1SNA **114 117** R0700
SCD		1SNA **103 189** R2600
AL2 (2)	DIA. 2 mm	1SNA **167 319** R0600
FC2 (1)	DIA. 2 mm	1SNA **007 865** R2600
BJM62 (2)	2 poles	1SNA **173 217** R2600
BJM62 (2)	3 poles	1SNA **173 218** R0700
BJM62 (2)	4 poles	1SNA **173 219** R0000
BJM62 (2)	5 poles	1SNA **173 221** R2200
BJM62 (2)	6 poles	1SNA **174 112** R1600
BJM62 (2)	7 poles	1SNA **174 113** R1700
BJM62 (2)	8 poles	1SNA **174 114** R1000
BJM62 (2)	9 poles	1SNA **174 115** R1100
BJM62 (2)	10 poles	1SNA **173 226** R2700
AD2,5		1SNA **114 205** R2000

RC65

Note : (1) For block equipped with AL2.
(2) A circuit separator SC may be required with the use of these accessories.

D 4/6.LNTP4

Spacing 17,8 mm + 0,2 *(.700"+ .008")*

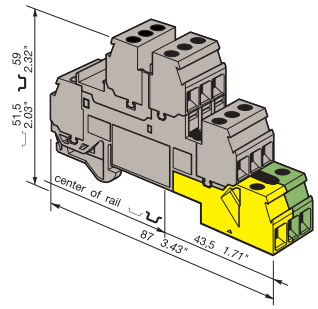

Closed terminal block

Colour	Type	Part number
6 circuits : "feed-through" 3 circuits "ground" connected to the rail		
Grey and green-yellow	**D 4/6.LNTP4**	1SNA **110 328** R**0200**

Characteristics

Wire size		IEC NFC DIN	UL	CSA
Screw clamp	Rigid	0,2-4 mm²	18-12 AWG	18-12 AWG
	Flexible	0,2-4 mm²	18-12 AWG	18-12 AWG

Voltage		
Rated	400 V	300 V
Impulse withstand	6 kV	
Pollution degree	3	

Current					
Rated	Short circuit	30 A	480A/1s	20 A	20 A

Wire size			
Rated / Gauge	4 mm²/A4	12 AWG	12 AWG

Wire strip. length	Recomm. screwdriver	Recomm. torque	Protection
9,5 mm	4 mm	0,5-0,8 Nm	IP20
.37"	*.16"*	*4.4-7.1 lb.in*	*NEMA 1*

Type		Part numbers
SCFD	th. 1,5 mm	1SNA **114 117** R**0700**
SCD		1SNA **103 189** R**2600**
AL2 (2)	DIA. 2 mm	1SNA **167 319** R**0600**
FC2 (1)	DIA. 2 mm	1SNA **007 865** R**2600**
BJM62 (2)	2 poles	1SNA **173 217** R**2600**
BJM62 (2)	3 poles	1SNA **173 218** R**0700**
BJM62 (2)	4 poles	1SNA **173 219** R**0000**
BJM62 (2)	5 poles	1SNA **173 221** R**2200**
BJM62 (2)	6 poles	1SNA **174 112** R**1600**
BJM62 (2)	7 poles	1SNA **174 113** R**1700**
BJM62 (2)	8 poles	1SNA **174 114** R**1000**
BJM62 (2)	9 poles	1SNA **174 115** R**1100**
BJM62 (2)	10 poles	1SNA **173 226** R**2700**
AD2,5		1SNA **114 205** R**2000**

RC65

D 4/6.LNTP7

Spacing 17,8 mm + 0,2 *(.700"+ .008")*

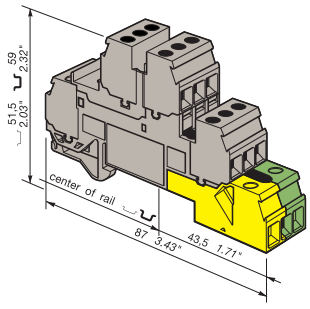

Closed terminal block

Colour	Type	Part number
6 circuits : "feed-through" 1 circuit "ground" connected to the rail		
Grey and green-yellow	**D 4/6.LNTP7**	1SNA **110 332** R**2600**

Characteristics

Wire size		IEC NFC DIN	UL/CSA
Screw clamp	Rigid	0,2-4 mm²	18-12 AWG
	Flexible	0,2-4 mm²	18-12 AWG

Voltage		
Rated	400 V	300 V
Impulse withstand	6 kV	
Pollution degree	3	

Current				
Rated	Short circuit	30 A	480 A/1s.	20 A

Wire size			
Rated / Gauge	4 mm² / A4		12 AWG

Wire strip. length	Recomm. screwdriver	Recomm. torque	Protection
9,5 mm	4 mm	0,4-0,8 Nm	IP20
.37"	*.16"*	*3.5-7 lb.in*	*NEMA 1*

Type		Part numbers
SCFD	th. 1,5 mm	1SNA **114 117** R**0700**
SCD		1SNA **103 189** R**2600**
AL2 (2)	DIA. 2 mm	1SNA **167 319** R**0600**
FC2 (1)	DIA. 2 mm	1SNA **007 865** R**2600**
BJM62 (2)	2 poles	1SNA **173 217** R**2600**
BJM62 (2)	3 poles	1SNA **173 218** R**0700**
BJM62 (2)	4 poles	1SNA **173 219** R**0000**
BJM62 (2)	5 poles	1SNA **173 221** R**2200**
BJM62 (2)	6 poles	1SNA **174 112** R**1600**
BJM62 (2)	7 poles	1SNA **174 113** R**1700**
BJM62 (2)	8 poles	1SNA **174 114** R**1000**
BJM62 (2)	9 poles	1SNA **174 115** R**1100**
BJM62 (2)	10 poles	1SNA **173 226** R**2700**
AD2,5		1SNA **114 205** R**2000**

RC65

D 4/6.LNTP6

Spacing 17,8 mm + 0,2 *(.700"+ .008")*

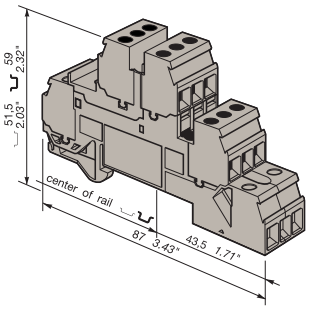

Closed terminal block

Colour	Type	Part number
6 circuits : "feed-through"		
Grey	**D 4/6.LNTP6**	1SNA **110 331** R**2500**

Characteristics

Wire size		IEC NFC DIN	UL/CSA
Screw clamp	Rigid	0,2-4 mm²	18-12 AWG
	Flexible	0,2-4 mm²	18-12 AWG

Voltage		
Rated	400 V	300 V
Impulse withstand	6 kV	
Pollution degree	3	

Current		
Rated	30 A	20 A

Wire size		
Rated / Gauge	4 mm² / A4	12 AWG

Wire strip. length	Recomm. screwdriver	Recomm. torque	Protection
9,5 mm	4 mm	0,4-0,8 Nm	IP20
.37"	*.16"*	*3.5-7 lb.in*	*NEMA 1*

Type		Part numbers
SCFD	th. 1,5 mm	1SNA **114 117** R**0700**
SCD		1SNA **103 189** R**2600**
AL2 (2)	DIA. 2 mm	1SNA **167 319** R**0600**
FC2 (1)	DIA. 2 mm	1SNA **007 865** R**2600**
BJM62 (2)	2 poles	1SNA **173 217** R**2600**
BJM62 (2)	3 poles	1SNA **173 218** R**0700**
BJM62 (2)	4 poles	1SNA **173 219** R**0000**
BJM62 (2)	5 poles	1SNA **173 221** R**2200**
BJM62 (2)	6 poles	1SNA **174 112** R**1600**
BJM62 (2)	7 poles	1SNA **174 113** R**1700**
BJM62 (2)	8 poles	1SNA **174 114** R**1000**
BJM62 (2)	9 poles	1SNA **174 115** R**1100**
BJM62 (2)	10 poles	1SNA **173 226** R**2700**
AD2,5		1SNA **114 205** R**2000**

RC65

Note : (1) For block equipped with AL2.
(2) A circuit separator **SC** may be required with the use of these accessories.

Interruptible terminal blocks for neutral circuit

Screw clamp

DIN 1 - 3



MA 2,5/5.NT

Spacing 5 mm + 0,2 *(.200")*

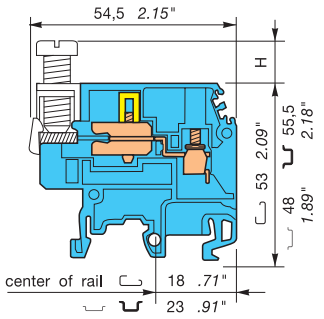

*Neutral block spacing 5 mm same size as **MA 2,5/5** terminal block.*

Colour	Type	Part numbers
Blue	**MA 2,5/5.NT**	1SNA **125 487** R**0600**

M 4/6.NT

Spacing 6 mm + 0,05 *(.238")*

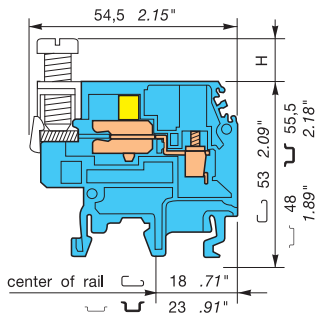

*Neutral block spacing 6 mm same size as **M 4/6** terminal block.*

Colour	Type	Part numbers
Blue	**M 4/6.NT**	1SNA **125 117** R**0200**

End stop		th. 9 mm	**BADL**	1SNA **399 903** R**0200**
End stop		th. 10 mm	**BAM2**	1SNA **206 351** R**1600**
End stop		th. 10 mm	**BAR**	1SNA **164 338** R**0600**
Rail		35 x 7,5 x 1	**PR3.Z2**	1SNA **174 300** R**1700**
Rail		35 x 15 x 2,3	**PR4**	1SNA **168 500** R**1200**
Rail		35 x 15 x 1,5	**PR5**	1SNA **168 700** R**2200**
Rail		32 x 15 x 1,5	**PR1.Z2**	1SNA **163 050** R**0400**

Other end stops, rails and accessories : see section on accessories.

Notes

The use of some accessories may decrease the block's voltage rating. For more information, consult us.

For disconnect device :

Recomm. screwdriver	Recomm. torque
4 mm .16"	0,4-0,6 Nm 3.5-5.3 lb.in

Characteristics

Wire size		IEC NFC DIN	UL	CSA
Screw clamp	Rigid	0,2-4 mm²		
	Flexible	0,22-2,5 mm²		
Voltage				
Rated		400 V		
Impulse withstand		6 kV		
Pollution degree		3		
Current				
Rated		24 A		
Wire size				
Rated / Gauge		2,5 mm²/A3		

Wire strip. length	Recomm. screwdriver	Recomm. torque	Protection
10 mm *.39"*	3,5 mm *.14"*	0,4-0,6 Nm *3.5-5.3 lb.in*	

Characteristics

Wire size		IEC NFC DIN	UL	CSA
Screw clamp	Rigid	0,2-4 mm²		18-12 AWG
	Flexible	0,22-4 mm²		18-12 AWG
Voltage				
Rated		400 V		300 V
Impulse withstand		6 kV		
Pollution degree		3		
Current				
Rated		32 A		25 A
Wire size				
Rated / Gauge		4 mm²/A4		12 AWG

Wire strip. length	Recomm. screwdriver	Recomm. torque	Protection
12 mm *.47"*	4 mm *.16"*	0,5-0,8 Nm *4.4-7.1 lb.in*	

Accessories

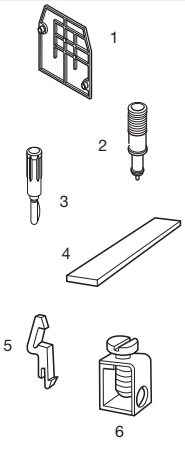

1	End section	blue	
2	Test device		
3	Test plug		
4	Busbar		
5	Busbar lock	blue	
6	Screw clamp for busbar		

Type		Part numbers
FEM6	th.2,8 mm	1SNA **128 368** R**1000**
DCV	green	1SNA **173 058** R**0200**
FC2	DIA. 2 mm	1SNA **007 865** R**2600**
BO3	1000 x 10 x 3 mm	1SNA **164 406** R**2400**
VRB3		1SNA **128 035** R**1600**
SFB1	0,5 to 35 mm² 18 to 2 AWG H = 7 mm/.28"	1SNA **163 860** R**0500**
SFB2	16 to 35 mm² 6 to 2 AWG H = 3 mm/.12"	1SNA **168 956** R**0600**

Type		Part numbers
FEM6	th.2,8 mm	1SNA **128 368** R**1000**
DCJ	yellow	1SNA **173 058** R**0200**
FC2	DIA. 2 mm	1SNA **007 865** R**2600**
BO3	1000 x 10 x 3 mm	1SNA **164 406** R**2400**
VRB3		1SNA **128 035** R**1600**
SFB1	0,5 to 35 mm² 18 to 2 AWG H = 7 mm/.28"	1SNA **163 860** R**0500**
SFB2	16 to 35 mm² 6 to 2 AWG H = 3 mm/.12"	1SNA **168 956** R**0600**

R See section on markers marking method

RC55 - RC510

RC65 - RC610

M 6/8.NT

Spacing 8 mm - 0,05 *(.315")*

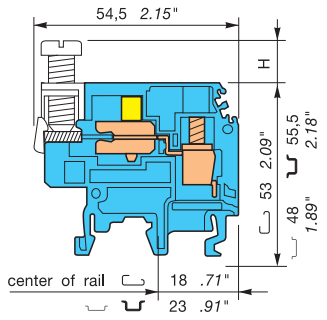

*Neutral block spacing 8 mm same size as **M 6/8** terminal block.*

Colour	Type	Part numbers
Blue	**M 6/8.NT**	1SNA **125 119** R**1400**

Characteristics

Wire size		IEC NFC DIN	UL	CSA
Screw clamp	Rigid	0,5-10 mm²		18-8 AWG
	Flexible	0,5-6 mm²		18-8 AWG

Voltage			
Rated	400 V		300 V
Impulse withstand	6 kV		
Pollution degree	3		

Current			
Rated	41 A		50 A

Wire size			
Rated / Gauge	6 mm²/A5		8 AWG

Wire strip. length	Recomm. screwdriver	Recomm. torque	Protection
12 mm	4-5 mm	0,8-1 Nm	
.47"	*.16-.20"*	*7.1-8.9 lb.in*	

Type		Part numbers
FEM6	th.2,8 mm	1SNA **128 368** R**1000**
DCO	orange	1SNA **173 060** R**0000**
FC2	DIA. 2 mm	1SNA **007 865** R**2600**
BO3	1000 x 10 x 3 mm	1SNA **164 406** R**2400**
VRB3		1SNA **128 035** R**1600**
SFB1	0,5 to 35 mm² 18 to 2 AWG H = 7 mm/.28"	1SNA **163 860** R**0500**
SFB2	16 to 35 mm² 6 to 2 AWG H = 3 mm/.12"	1SNA **168 956** R**0600**

RC810

M 10/10.NT

Spacing 10 mm - 0,05 *(.394")*

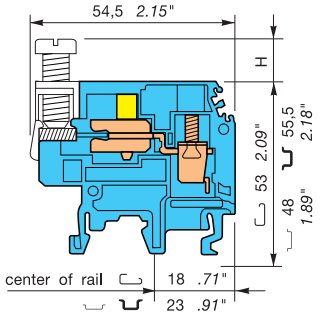

*Neutral block spacing 10 mm same size as **M 10/10** terminal block.*

Colour	Type	Part numbers
Blue	**M 10/10.NT**	1SNA **125 121** R**0600**

Characteristics

Wire size		IEC NFC DIN	UL	CSA
Screw clamp	Rigid	0,5-16 mm²		18-6 AWG
	Flexible	0,5-10 mm²		18-6 AWG

Voltage			
Rated	400 V		300 V
Impulse withstand	6 kV		
Pollution degree	3		

Current			
Rated	57 A		75 A

Wire size			
Rated / Gauge	10 mm²/B6		6 AWG

Wire strip. length	Recomm. screwdriver	Recomm. torque	Protection
12 mm	5,5-6 mm	1,2-1,4 Nm	
.47"	*.22-.24"*	*10.6-12.3 lb.in*	

Type		Part numbers
FEM6	th.2,8 mm	1SNA **128 368** R**1000**
BO3	1000 x 10 x 3 mm	1SNA **164 406** R**2400**
VRB3		1SNA **128 035** R**1600**
SFB1	0,5 to 35 mm² 18 to 2 AWG H = 7 mm/.28"	1SNA **163 860** R**0500**
SFB2	16 to 35 mm² 6 to 2 AWG H = 3 mm/.12"	1SNA **168 956** R**0600**

RC1010

M 16/12.NT1

Spacing 12 mm -0,1 *(.473")*

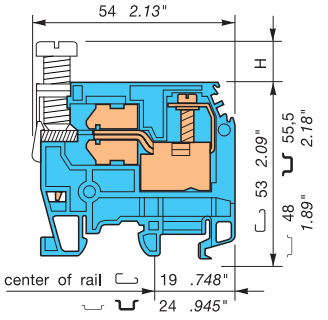

*Neutral block spacing 12 mm same size as **M16/12** terminal block.*

Colour	Type	Part numbers
Blue	**M 16/12.NT1**	1SNA **125 593** R**0000**

Characteristics

Wire size		IEC NFC DIN	UL	CSA
Screw clamp	Rigid	2,5-25 mm²		
	Flexible	2,5-16 mm²		

Voltage			
Rated	400 V		
Impulse withstand	6 kV		
Pollution degree	3		

Current			
Rated	76 A		

Wire size			
Rated / Gauge	16 mm²/B7		

Wire strip. length	Recomm. screwdriver	Recomm. torque	Protection
14 mm	5,5 mm	1,2-1,4 Nm	
.51"	*.22"*	*10.6-12.3 lb.in*	

Type		Part numbers
FEM6	th.2,8 mm	1SNA **128 368** R**1000**
BO3	1000 x 10 x 3 mm	1SNA **164 406** R**2400**
VRB3		1SNA **128 035** R**1600**
SFB1	0,5 to 35 mm² 18 to 2 AWG H = 7 mm/.28"	1SNA **163 860** R**0500**
SFB2	16 to 35 mm² 6 to 2 AWG H = 3 mm/.12"	1SNA **168 956** R**0600**

For disconnect device :

Recomm. screwdriver	Recomm. torque
4 mm	0,5-0,8 Nm
.16"	*4.4-7.1 lb.in*

RC65 - RC610 RC1010

Interruptible terminal blocks for neutral circuit

Screw clamp

DIN 1 - 3

M 16/12.NT

Spacing 12 mm - 0,1 *(.473")*

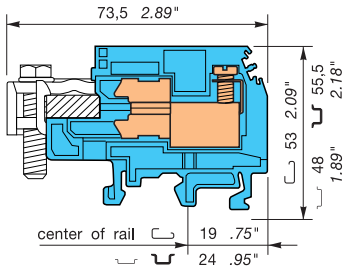

*Interruptible neutral terminal block spacing 12 mm, same size as **M 16/12** terminal block, compatible with busbar 15 x 6 mm.*

Colour	Type	Part numbers
Blue	**M 16/12.NT**	1SNA **125 128** R**1500**

M 35/16.NT

Spacing 17 mm - 0,1 *(.669")*

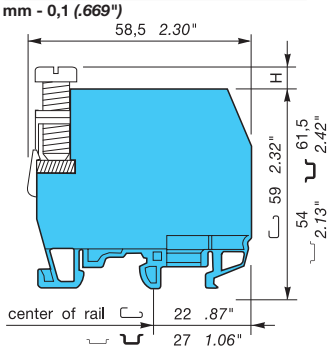

*Closed block spacing 17 mm same size as **M 35/16** terminal block.*

Colour	Type	Part numbers
Blue	**M 35/16.NT**	1SNA **125 358** R**0300**

End stop		th. 9 mm	**BADL**	1SNA **399 903** R**0200**
End stop		th. 10 mm	**BAM2**	1SNA **206 351** R**1600**
End stop		th. 10 mm	**BAR**	1SNA **164 338** R**0600**
Rail		35 x 7,5 x 1	**PR3.Z2**	1SNA **174 300** R**1700**
Rail		35 x 15 x 2,3	**PR4**	1SNA **168 500** R**1200**
Rail		35 x 15 x 1,5	**PR5**	1SNA **168 700** R**2200**
Rail		32 x 15 x 1,5	**PR1.Z2**	1SNA **163 050** R**0400**

Other end stops, rails and accessories : see section on accessories.

Notes

The use of some accessories may decrease the block's voltage rating. For more information, consult us.

For disconnect device :

Recomm. screwdriver	Recomm. torque
5,5 mm .22"	0,5-0,8 Nm *4.4-7.1 lb.in*

Characteristics

Wire size		IEC NFC DIN	UL	CSA
Screw clamp	Rigid	2,5-25 mm²		8-4 AWG
	Flexible	2,5-16 mm²		8-4 AWG
Voltage				
Rated		400 V		300 V
Impulse withstand		6 kV		
Pollution degree		3		
Current				
Rated		76 A		105 A
Wire size				
Rated / Gauge		16 mm²/B7		4 AWG

Wire strip. length	Recomm. screwdriver	Recomm. torque	Protection
14 mm .55"	5,5 mm .22"	1,2-1,4 Nm *10.6-12.3 lb.in*	

Characteristics

Wire size		IEC NFC DIN	UL	CSA
Screw clamp	Rigid	10-50 mm²		
	Flexible	10-35 mm²		
Voltage				
Rated		400 V		
Impulse withstand		6 kV		
Pollution degree		3		
Current				
Rated		125 A		
Wire size				
Rated / Gauge		35 mm²/B9		

Wire strip. length	Recomm. screwdriver	Recomm. torque	Protection
17 mm .67"	6,5-7 mm .26-.28"	2,8-3 Nm *24.6-26.1 lb.in*	

Accessories

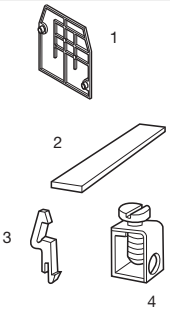

1	End section	blue
2	Busbar	
3	Busbar lock	blue
4	Screw clamp for busbar	

Type		Part numbers
FEM12N	th. 1 mm	1SNA **128 616** R**2100**
	Busbar not delivered	
VRB6		1SNA **128 361** R**0100**
SFB3	16 to 95 mm² 4 to 00 AWG	1SNA **168 690** R**1000**

Type		Part numbers
	Closed block delivered with end section	
BO3	1000 x 10 x 3 mm	1SNA **164 406** R**2400**
VRB3		1SNA **128 035** R**1600**
SFB1	0,5 to 35 mm² 18 to 2 AWG H = 7 mm/.28"	1SNA **163 860** R**0500**
SFB2	16 to 35 mm² 6 to 2 AWG H = 3 mm/.12"	1SNA **168 956** R**0600**

R See section on markers marking method

RC65 - RC610 RC1010

RC65 - RC610 RC810 RC1010

Terminal blocks snapped on mounting rail : instructions

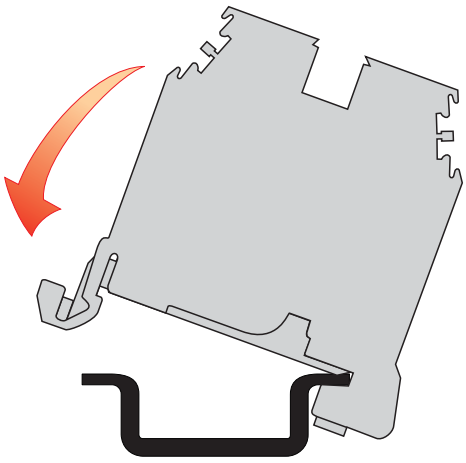

Snap the block on the mounting rail

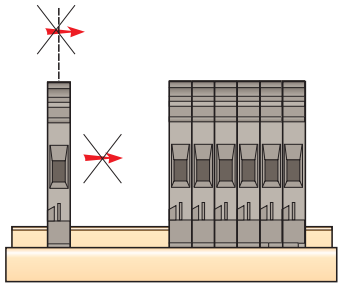

The snap-on terminal blocks cannot slide on the mounting rail.

Ground terminal blocks electrically connected to the mounting rail

Screw clamp

DIN 3

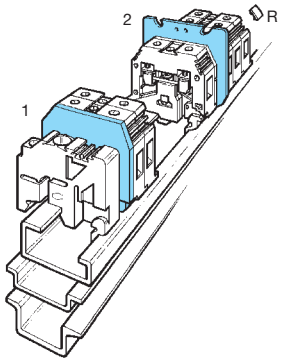

D 2,5/5.P

Spacing 5 mm + 0,08 *(.200")*

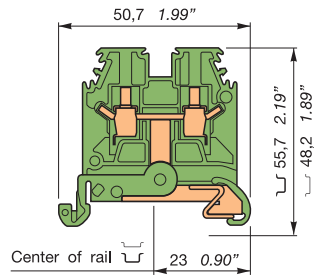

Mounting on rail by spring.

Type	Part number
Green body / yellow marking	
D 2,5/5.P	1SNA **165 909** R**05**00

D 4/6.P

Spacing 6 mm + 0,05 *(.238")*

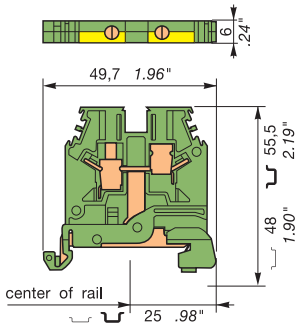

Type	Part number
Green-yellow	
D 4/6.P	1SNA **165 809** R**01**00

*Terminal block for ground wire, same size as **M 4/6** terminal block.*

D 6/8.P

Spacing 8 mm - 0,05 *(.315")*

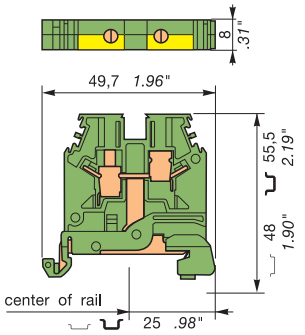

Type	Part number
Green-yellow	
D 6/8.P	1SNA **165 830** R**21**00

*Terminal block for ground wire, same size as **M 6/8** terminal block.*

Characteristics

			D 2,5/5.P IEC NFC DIN	D 2,5/5.P UL	D 2,5/5.P CSA	D 4/6.P IEC NFC-DIN	D 4/6.P UL	D 4/6.P CSA	D 6/8.P IEC NFC-DIN	D 6/8.P UL	D 6/8.P CSA
Wire size	Screw clamp	Rigid	0,2-4 mm²			0,2-4 mm²	24-12 AWG	24-12 AWG	0,2-10 mm²	24-8 AWG	24-8 AWG
		Flexible	0,22-2,5 mm²			0,22-4 mm²	24-12 AWG	24-12 AWG	0,22-6 mm²	24-8 AWG	24-8 AWG
Short circuit current			300 A/1s			480A/1s			720A/1s		
Rated wire size / Gauge			2,5 mm² / A3			4 mm²/A4	12 AWG	12 AWG	6 mm²/A5	8 AWG	8 AWG

Other characteristics

D 2,5/5.P Wire stripping length	D 2,5/5.P Recomm. screwdriver	D 2,5/5.P Recomm. torque	D 2,5/5.P Protection	D 4/6.P Wire stripping length	D 4/6.P Recomm. screwdriver	D 4/6.P Recomm. torque	D 4/6.P Protection	D 6/8.P Wire stripping length	D 6/8.P Recomm. screwdriver	D 6/8.P Recomm. torque	D 6/8.P Protection
10 mm *.39"*	3,5 mm *.14"*	0,4-0,6 Nm *3.5-5.3 lb.in*		9,5 mm *.37"*	4 mm *.16"*	0,5-0,8 Nm *4.4-7.1 lb.in*		12 mm *.47"*	4-5 mm *.16" - .20"*	0,8-1 Nm *7.1-8.9 lb.in*	

Approvals CE CE CE

Accessories

			D 2,5/5.P Type	D 2,5/5.P Part number	D 4/6.P Type	D 4/6.P Part number	D 6/8.P Type	D 6/8.P Part number
1	End section	yellow	FEM6	th. 2.8 mm 1SNA **103 062** R**21**00	FEM6	th. 2,8 mm 1SNA **103 062** R**21**00	FEM6	th. 2,8 mm 1SNA **103 062** R**21**00
2	Separator end section	grey	SCF6	th. 3.0 mm 1SNA **118 707** R**03**00	SCF6	th. 3 mm 1SNA **118 707** R**03**00	SCF6	th. 3 mm 1SNA **118 707** R**03**00
On rail : Recomm.screwdriver/Recomm.torque						4 mm .16" / 0,8 Nm 7.0 lb.in		4 mm .16" / 0,8 Nm 7.0 lb.in
R	See markers	marking method	RC55 - RC510 on the side,	RC510 only on the top	RC65 - RC610	RCT610 - RTM7	RC810	RCT610 - RTM7

Terminal blocks screwed on the mounting rail : instructions

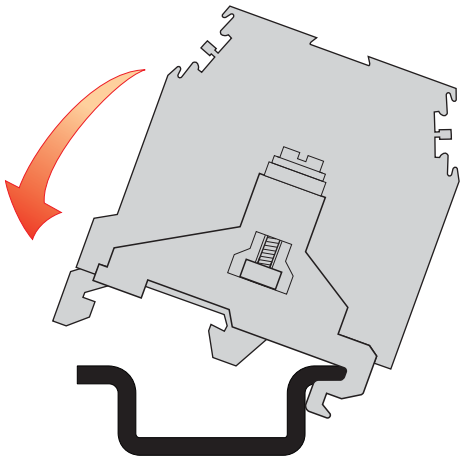

1. Position the block on the mounting rail

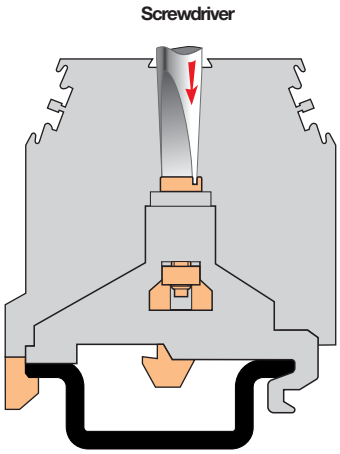

2. Screw down the center of the block to tighten the movable foot on the rail

Screwed blocks can slide on the rail.

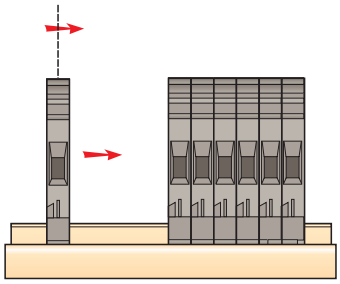

Ground terminal blocks electrically connected to the mounting rail

Screw clamp

DIN 1 - 3

refer to the section "Special Applications" for part numbers and characteristics.

MA 2,5/5.P

Spacing 5 mm + 0,08 *(.200")*

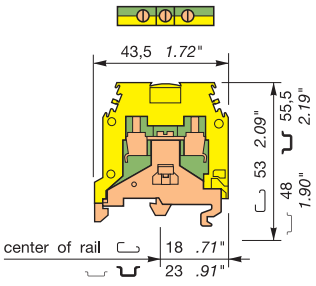

Type	Part number
Green-yellow	
MA 2,5/5.P	1SNA **165 488** R**2700**

*Terminal block for ground wire, same size as **MA 2,5/5** terminal block.*

M 4/6.P

Spacing 6 mm + 0,05 *(.238")*

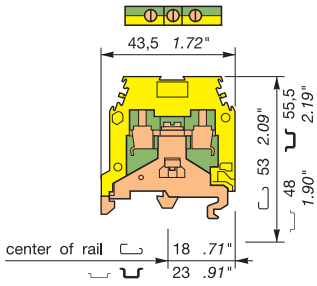

Type	Part number
Green-yellow	
M 4/6.P	1SNA **165 113** R**1600**

*Terminal block for ground wire, same size as **M 4/6** terminal block.*

M 4/6.3A.P

Spacing 6 mm + 0,05 *(.238")*

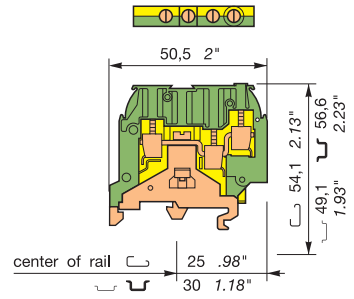

Type	Part number
Green-yellow	
M 4/6.3A.P	1SNA **195 637** R**1200**

*Terminal block for ground wire, same size as **M 4/6.3A** terminal block.*

Characteristics

			IEC NFC-DIN	UL	CSA
Wire size	Screw clamp	Rigid	0,2-4 mm²	22-12 AWG	22-12 AWG
		Flexible	0,22-2,5 mm²	22-12 AWG	22-12 AWG
Short circuit current			300A/1s		
Rated wire size / Gauge			2,5 mm²/A3	12 AWG	12 AWG

Other characteristics

Wire stripping length	Recomm. screwdriver	Recomm. torque	Protection
10 mm *.39"*	3.5 mm *.14"*	0,4-0,6 Nm *3.5-5.3 lb.in*	

Approvals

Characteristics

			IEC NFC-DIN	UL	CSA
Wire size	Screw clamp	Rigid	0,2-4 mm²	22-12 AWG	24-12 AWG
		Flexible	0,22-4 mm²	22-12 AWG	24-12 AWG
Short circuit current			480A/1s		
Rated wire size / Gauge			4 mm²/A4	10 AWG	10 AWG

Other characteristics

Wire stripping length	Recomm. screwdriver	Recomm. torque	Protection
9,5 mm *.37"*	4 mm *.16"*	0,5-0,8 Nm *4.4-7.1 lb.in*	

Approvals

Characteristics

			IEC NFC-DIN	UL	CSA
Wire size	Screw clamp	Rigid	0,2-4 mm²	22-10 AWG	12 AWG max.
		Flexible	0,22-4 mm²	22-10 AWG	12 AWG max.
Short circuit current			480A/1s		
Rated wire size / Gauge			4 mm²/A4	10 AWG	12 AWG

Other characteristics

Wire stripping length	Recomm. screwdriver	Recomm. torque	Protection
9,5 mm *.37"*	4 mm *.16"*	0,5-0,8 Nm *4.4-7.1 lb.in*	

Accessories

			Type		Part number
1	End section	yellow	FEM6	th.2,8 mm	1SNA **103 062** R**2100**
		yellow			
2	Separator end section	grey	SCF6	th.3 mm	1SNA **118 707** R**0300**
On rail : Recomm.screwdriver/Recomm.torque			**3,5 mm *.14"* / 0,6 Nm *5.5 lb.in***		
R	See markers	marking method	RC55 - RC510	RCT610	

Accessories

			Type		Part number
1	End section	yellow	FEM6	th. 2,8 mm	1SNA **103 062** R**2100**
		yellow			
2	Separator end section	grey	SCF6	th. 3 mm	1SNA **118 707** R**0300**
On rail : Recomm.screwdriver/Recomm.torque			**4 mm *.16"* / 0,8 Nm *7.0 lb.in***		
R	See markers	marking method	RC65 - RC610	RCT610	

Accessories

			Type		Part number
1	End section	yellow	FEM3AP	green th. 3 mm	1SNA **199 876** R**2600**
		yellow			
2	Separator end section	grey			
On rail : Recomm.screwdriver/Recomm.torque			**4 mm *.16"* / 0,8 Nm *7.0 lb.in***		
R	See markers	marking method	RC65 - RC610	RCT610	

Ground terminal blocks electrically connected to the mounting rail

Screw clamp

DIN 1 - 3

refer to the section "Special Applications" for part numbers and characteristics.

M 4/6.4A.P

Spacing 6 mm + 0,05 *(.238")*

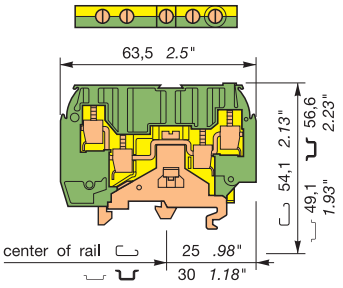

Type	Part number
Green-yellow	
M 4/6.4A.P	1SNA **195 638** R2300

*Terminal block for ground wire, same size as **M 4/6.4A** terminal block.*

D 4/6.P.T1

Spacing 6 mm + 0,05 *(.238")*

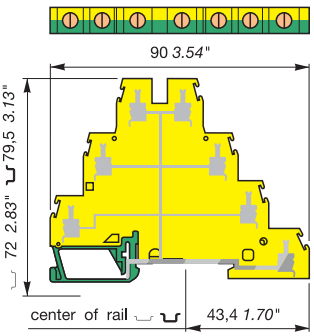

Type	Part number
Green-yellow	
D 4/6.P.T1	1SNA **199 220** R0000

DIN 3 only

*Terminal block for ground wire, same size as **D 4/6.T...** terminal block.*

M 6/8.P

Spacing 8 mm - 0,05 *(.315")*

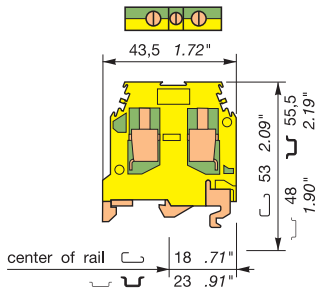

Type	Part number
Green-yellow	
M 6/8.P	1SNA **165 114** R1700

*Terminal block for ground wire, same size as **M 6/8** terminal block.*

Characteristics

			M 4/6.4A.P	D 4/6.P.T1	M 6/8.P
Wire size	Screw clamp	Rigid	0,2-4 mm²	0,2-4 mm²	0,5-10 mm²
		Flexible	0,22-4 mm²	0,22-4 mm²	0,5-6 mm²
Short circuit current			480A/1s	480A/1s	720A/1s
Rated wire size / Gauge			4 mm²/A4	4 mm²/A4	6 mm²/A5
IEC NFC-DIN			10 AWG	10 AWG	8 AWG
UL			12 AWG	10 AWG	8 AWG
CSA			12 AWG max.	24-10 AWG	24-8 AWG
			12 AWG max.	24-10 AWG	24-8 AWG

Other characteristics

Wire stripping length	Recomm. screwdriver	Recomm. torque	Protection
9,5 mm .37"	4 mm .16"	0,5-0,8 Nm 4.4-7.1 lb.in	
9,5 mm .37"	4 mm .16"	0,5-0,8 Nm 4.4-7.1 lb.in	IP 20 NEMA 1
12 mm .47"	4-5 mm .16" - .20"	0,8-1 Nm 7.1-8.9 lb.in	

Approvals

Accessories

			M 4/6.4A.P	D 4/6.P.T1	M 6/8.P
1	End section	green yellow	FEM4AP th. 3 mm 1SNA **199 879** R0100	**closed block**	FEM6 th. 2,8 mm 1SNA **103 062** R2100
2	Separator end section	grey			SCF6 th. 3 mm 1SNA **118 707** R0300
On rail : Recomm.screwdriver/Recomm.torque			**4 mm .16" / 0,8 Nm 7.0 lb.in**		**4 mm .16" / 0,8 Nm 7.0 lb.in**
R	See markers	marking method	RC65 - RC610 RCT610	RC65	RC65 - RC610 RCT810

Ground terminal blocks electrically connected to the mounting rail

Screw clamp

DIN 1 - 3

refer to the section "Special Applications" for part numbers and characteristics.

M 10/10.P

Spacing 10 mm - 0,05 *(.394")*

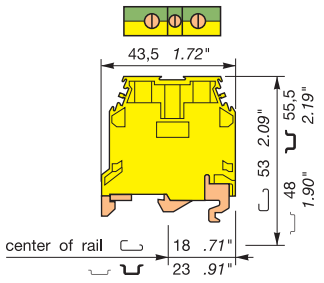

Type	Part number
Green-yellow	
M 10/10.P	1SNA **165 115** R1000

*Terminal block for ground wire, same size as **M 10/10** terminal block.*

M 16/12.P

Spacing 12 mm - 0.1 *(.473")*

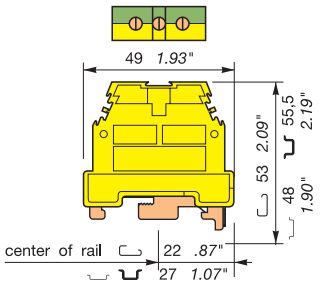

Type	Part number
Green-yellow	
M 16/12.P	1SNA **165 130** R2300

*Terminal block for ground wire, same size as **M 16/12** terminal block.*

M 35/16.P

Spacing 16 mm - 0.1 *(.630")*

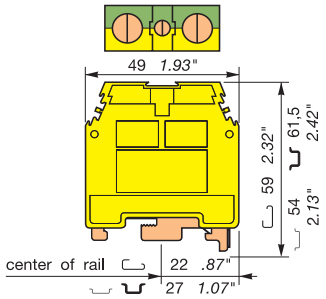

Type	Part number
Green-yellow	
M 35/16.P	1SNA **165 111** R1400

*Terminal block for ground wire, same size as **M 35/16** terminal block*

Characteristics

			M 10/10.P	M 16/12.P	M 35/16.P
Wire size	Screw clamp	Rigid	0,5-16 mm²	4-25 mm²	4-50 mm²
		Flexible	0,5-10 mm²	4-16 mm²	4-35 mm²
Short circuit current			1200A/1s	1920A/1s	4200A/1s
Rated wire size / Gauge			10 mm²/B6	16 mm²/B7	35 mm²/B9
IEC NFC-DIN			6 AWG	4 AWG	0 AWG
UL			6 AWG	6 AWG	4 AWG
CSA			18-6 AWG	14-4 AWG	8-0 AWG
			18-6 AWG	14-4 AWG	8-0 AWG
			1200A/1s	1920A/1s	4200A/1s

Other characteristics

Wire stripping length	Recomm. screwdriver	Recomm. torque	Protection
12 mm .47"	5,5-6 mm .22" - 24"	1,2-1,4 Nm 10.6-12.4 lb.in	
14 mm .55"	5,5 mm .22"	1,2-1,4 Nm 10.6-12.4 lb.in	
17 mm .67"	8 mm .32"	2,8-3 Nm 24.9-26.7 lb.in	

Approvals

Accessories

			M 10/10.P	M 16/12.P	M 35/16.P
1	End section		**closed block**	**closed block**	**closed block**
2	Separator end section	grey	SCFM6 th. 3 mm 1SNA **114 825** R0500	SCFM6 th. 3 mm 1SNA **114 825** R0500	
On rail : Recomm.screwdriver/Recomm.torque			**4 mm .16" / 0,8 Nm 7.0 lb.in**	**5,5 mm .22" / 1,0 Nm 9.0 lb.in**	**5,5 mm .22" / 1,0 Nm 9.0 lb.in**
R	See markers	marking method	RCT810 RC810 RC1010	RCT810 RC810 RC1010	RTM9 RC810 RC1010

Ground terminal blocks electrically connected to the mounting rail

Screw clamp

DIN 3 (35x15)

refer to the section "Special Applications" for part numbers and characteristics.

D 70/22.P

Spacing 22 mm -0,1 *(.866")*

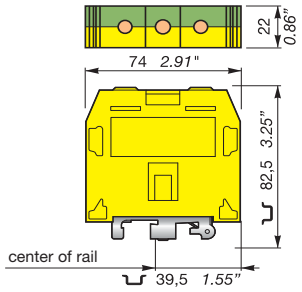

Type	Part number
Green-Yellow	
D 70/22.P	1SNA **400 772** R**13**00

D 95/26.P

Spacing 26 mm -0,1 *(1.02")*

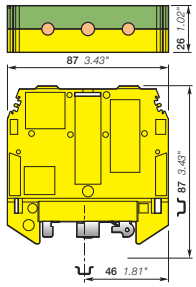

Type	Part number
Green-Yellow	
D 95/26.P	1SNA **400 620** R**17**00

Characteristics

			IEC NFC DIN	UL/CSA	IEC NFC-DIN	UL	CSA
Wire size	Screw clamp	Rigid	16-95 mm²	4-00 AWG	35-120 mm²	2-0000 AWG	
		Flexible	16-70 mm²	4-00 AWG	35-95 mm²	2-000 AWG	
Short circuit current			8400 A / 1s.	8088 A / 1s.	11400A/1s	12840 A / 1s.	
Rated wire size / Gauge			70 mm² / A11		95 mm²/B12		

Other characteristics

	Wire stripping length	Recomm. screwdriver	Recomm. torque	Protection
IEC NFC DIN	25 mm *.98"*	6 mm *.236" Allen Key*	6-7 Nm *52-61 lb.in*	IP 20
IEC NFC-DIN	26 mm *1.02"*	6 mm *.236" Allen Key*	9,25 Nm *81.7 lb.in*	IP 10

Approvals

Accessories

			Type	Part number
1	End section	yellow	closed block	
2	Separator end section	grey		
R	See markers	marking method	RC1010	

			Type	Part number
1	End section	yellow	closed block	
2	Separator end section	grey		
R	See markers	marking method	RC1010	

Ground + neutral terminal blocks
Ground connected to the mounting rail and linked with a neutral block
Screw clamp

DIN 1 - 3



End stop		th. 9 mm	**BADL**	1SNA **399 903** R02**00**
End stop		th. 10 mm	**BAM2**	1SNA **206 351** R16**00**
End stop		th. 10 mm	**BAR**	1SNA **164 338** R06**00**
Rail		35 x 7,5 x 1	**PR3.Z2**	1SNA **174 300** R17**00**
Rail		35 x 15 x 2,3	**PR4**	1SNA **168 500** R12**00**
Rail		35 x 15 x 1,5	**PR5**	1SNA **168 700** R22**00**
Rail		32 x 15 x 1,5	**PR1.Z2**	1SNA **163 050** R04**00**

Other end stops, rails and accessories : see section on accessories.

Notes

For ground blocks, connection with mounting rail :

	Recomm. screwdriver	Recomm. torque
M 10/10.PE.N	4 mm *.16"*	0,8 Nm *7.1 lb.in*
M 16/12.PE.N	5,5 mm *.22"*	1 Nm *8.8 lb.in*

M 10/10.PE.N

Spacing 20 mm - 0,2 (*.787"*)

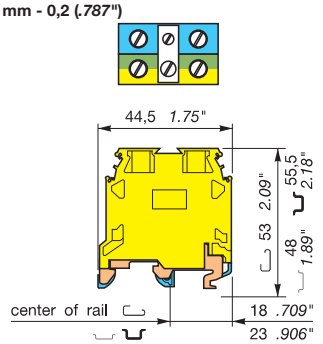

M 10/10.P block connected to M 10/10.N block through a removable jumper.

Colour	Type	Part numbers
Green-yellow/blue body	**M 10/10.PE.N**	1SNA **165 683** R22**00**

Characteristics

Wire size

		IEC NFC DIN	UL	CSA
Screw clamp	Rigid	0,5 to 16 mm²		
	Flexible	0,5 to 10 mm²		

Voltage

Rated	630V		
Impulse withstand	8 kV		
Pollution degree	3		

Current

Rated	57 A		
Short-circuit	1200 A/1s		

Wire size

Rated / Gauge	10 mm²/B6		

Wire strip. length	Recomm. screwdriver	Recomm. torque	Protection
12 mm *.47"*	5,5 mm *.22"*	1,2-1,4 Nm *10.6-12.3 ib.in*	

M 16/12.PE.N

Spacing 24 mm - 0,2 (*.945"*)

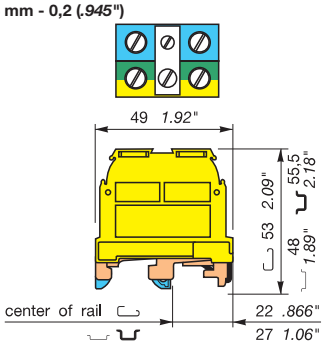

M 16/12.P block connected to M 16/12.N block through a removable jumper.

Colour	Type	Part numbers
Green-yellow/blue body	**M 16/12.PE.N**	1SNA **165 680** R03**00**

Characteristics

Wire size

		IEC NFC DIN	UL	CSA
Screw clamp	Rigid	2,5 to 25 mm²		
	Flexible	2,5 to 16 mm²		

Voltage

Rated	800 V		
Impulse withstand	8 kV		
Pollution degree	3		

Current

Rated	76 A		
Short-circuit	1920 A/1s		

Wire size

Rated / Gauge	16 mm²/B7		

Wire strip. length	Recomm. screwdriver	Recomm. torque	Protection
14 mm *.55"*	5,5 mm *.22"*	1,2-1,4 Nm *10.6-12.3 ib.in*	

Accessories

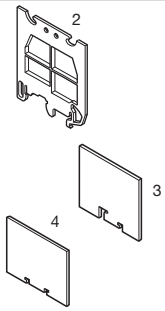

			Type	Part numbers
			Closed terminal block	
2	Separator end section	grey	SCFM6 (1) th. 3,0 mm	1SNA **114 825** R05**00**
3	Separator end section	grey	SCFEX1 (1) th. 2,4 mm	1SNA **103 619** R04**00**
4	Separator end section	grey	SCFEX3 (1) th. 2,4 mm	1SNA **103 620** R01**00**

R See section on markers marking method

RC65 - RC610 RCT810 RC810 RC1010

RC65 - RC610 RCT610 RC810 RC1010

Note : (1) End sections and separators snapped on rails.

Ground terminal blocks electrically connected to the mounting rail and linked with a neutral block

Screw clamp

DIN 1 - 3

M 35/16.PE.N

Spacing 32 mm - 0,2 (*1.26"*)

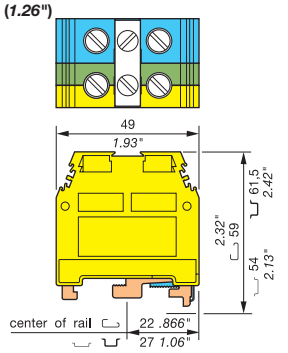

M 35/16.P block connected to M 35/16.N block through a removable jumper.

Colour	Type	Part numbers
Green-yellow/blue body	**M 35/16.PE.N**	1SNA **165 575** R**2500**

Characteristics

Wire size

		IEC NFC DIN	UL	CSA
Screw clamp	Rigid	4-50 mm²		
	Flexible	4-35 mm²		

Voltage

Rated	800V		
Impulse withstand	8 kV		
Pollution degree			

Current

Rated	125 A		
Short-circuit	4200 A/1s		

Wire size

Rated / Gauge	35 mm²/B9		

Wire strip. length	Recomm. screwdriver	Recomm. torque	Protection
17 mm	7 mm	2,8-3 Nm	
.67"	.32"	*24.6-26.1 lb.in*	

Characteristics

Wire size

		IEC NFC DIN	UL	CSA
Screw clamp	Rigid			
	Flexible			

Voltage

Rated			
Impulse withstand			
Pollution degree			

Current

Rated			
Short-circuit			

Wire size

Rated / Gauge			

Wire strip. length	Recomm. screwdriver	Recomm. torque	Protection

End stop	th. 9 mm	**BADL**	1SNA **399 903** R**0200**
End stop	th. 10 mm	**BAM2**	1SNA **206 351** R**1600**
End stop	th. 10 mm	**BAR**	1SNA **164 338** R**0600**
Rail	35 x 7,5 x 1	**PR3.Z2**	1SNA **174 300** R**1700**
Rail	35 x 15 x 2,3	**PR4**	1SNA **168 500** R**1200**
Rail	35 x 15 x 1,5	**PR5**	1SNA **168 700** R**2200**
Rail	32 x 15 x 1,5	**PR1.Z2**	1SNA **163 050** R**0400**

Other end stops, rails and accessories : see section on accessories.

Notes

For ground blocks, connection with mounting rail :

Recomm. screwdriver	Recomm. torque
5,5 mm	1 Nm
.22"	*8.8 lb.in*

Accessories

		Type	Part numbers
1	End section	Closed terminal block	
R	**R** See section on markers marking method	RCT810 RTM9 RC810 RC1010	

Notes

Heavy duty switch terminal blocks with blade

Screw clamp

DIN 1 - DIN 3

End stop		th. 9 mm	**BADL**	1SNA **399 903** R02**00**
End stop		th. 10 mm	**BAM2**	1SNA **206 351** R16**00**
End stop		th. 10 mm	**BAR**	1SNA **164 338** R06**00**
Rail		35 x 7,5 x 1	**PR3.Z2**	1SNA **174 300** R17**00**
Rail		35 x 15 x 2,3	**PR4**	1SNA **168 500** R12**00**
Rail		35 x 15 x 1,5	**PR5**	1SNA **168 700** R22**00**
Rail		32 x 15 x 1,5	**PR1.Z2**	1SNA **163 050** R04**00**

Other end stops, rails and accessories : see section on accessories.

Notes

The use of some accessories may decrease the block's voltage rating. For more information, consult us.

MA 2,5/5.SNB

Spacing 5 mm *(.197")*

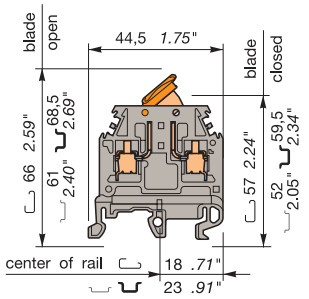

5 mm block - Switch connection by blade

NRTL/C

Colour	Type	Part numbers
Grey / Orange	**MA 2,5/5.SNB**	1SNA **115 699** R20**00**
Orange / Orange	**MA 2,5/5.SNB**	1SNA **400 318** R14**00**
Blue / Orange	**MA 2,5/5.SNB**	1SNA **400 317** R03**00**

Characteristics

Wire size		IEC NFC DIN	UL	CSA NRTL/C
Screw clamp	Rigid	0,5-4 mm²	22-12 AWG	22-12 AWG
	Flexible	0,5-2,5 mm²	22-12 AWG	22-12 AWG

Voltage			
Rated	320 V	150 V	150 V
Impulse withstand	4 kV		
Pollution degree	3		

Current			
Rated	10 A	10 A	10 A

Wire size			
Rated / Gauge	2,5 mm² / A3	12 AWG	12 AWG

Wire stripping length	Recomm. screwdriver	Recomm. torque	Protection
10 mm *.39"*	3,5 mm *.138"*	0,4-0,6 Nm *3.5-5.3 lb.in*	IP 20 *NEMA 1*

MA 2,5/5.SNBT

Spacing 5 mm *(.197")*

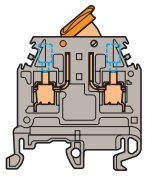

5 mm block - Switch connection by blade - Equipped with two test sockets DIA. 2 mm / .079" or 2.3 mm / .091"

NRTL/C

Colour	Type	Part numbers
Grey / Orange DIA. 2 mm / .079"	**MA 2,5/5.SNBT**	1SNA **115 700** R05**00**
Grey / Orange DIA. 2,3 mm / .091"	**MA 2,5/5.SNBT**	1SNA **115 701** R22**00**
Blue / Orange DIA. 2 mm / .079"	**MA 2,5/5.SNBT**	1SNA **400 320** R12**00**

Characteristics

Wire size		IEC NFC DIN	UL	CSA NRTL/C
Screw clamp	Rigid	0,5-4 mm²	22-12 AWG	22-12 AWG
	Flexible	0,5-2,5 mm²	22-12 AWG	22-12 AWG

Voltage			
Rated	320 V	150 V	150 V
Impulse withstand	4 kV		
Pollution degree	3		

Current			
Rated	10 A	10 A	10 A

Wire size			
Rated / Gauge	2,5 mm² / A3	12 AWG	12 AWG

Wire stripping length	Recomm. screwdriver	Recomm. torque	Protection
10 mm *.39"*	3,5 mm *.138"*	0,4-0,6 Nm *3.5-5.3 lb.in*	IP 20 *NEMA 1*

Accessories

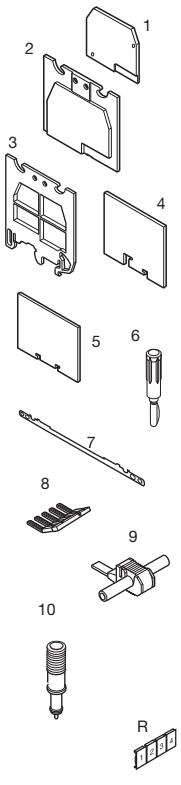

			Type	Part numbers	Type	Part numbers
1	End section	grey	FEM6	th. 2,8 mm 1SNA **118 368** R16**00**	FEM6	th. 2,8 mm 1SNA **118 368** R16**00**
		blue				
		orange				
2	Separator end section (block)	grey	SCF6	th. 3,0 mm 1SNA **118 707** R03**00**	SCF6	th. 3,0 mm 1SNA **118 707** R03**00**
		blue	SCF6	th. 3,0 mm 1SNA **128 707** R05**00**	SCF6	th. 3,0 mm 1SNA **128 707** R05**00**
		beige	SCF6	th. 3,0 mm 1SNA **198 707** R04**00**	SCF6	th. 3,0 mm 1SNA **198 707** R04**00**
3	Separator end section (rail)	grey	SCFM6	th. 3,0 mm 1SNA **114 825** R05**00**	SCFM6	th. 3,0 mm 1SNA **114 825** R05**00**
4	Separator end section	grey	SCFEX1 (1)	th. 2,4 mm 1SNA **103 619** R04**00**	SCFEX1 (1)	th. 2,4 mm 1SNA **103 619** R04**00**
5	Separator end section	grey	SCFEX3 (1)	th. 2,4 mm 1SNA **103 620** R01**00**	SCFEX3 (1)	th. 2,4 mm 1SNA **103 620** R01**00**
6	Test plug				FC2 (2)	DIA. 2,0 mm 1SNA **007 865** R26**00**
7	Shield connector		CBM5	th. 0,5 mm 1SNA **178 745** R14**00**	CBM5	th. 0,5 mm 1SNA **178 745** R14**00**
			CBM8	th. 0,8 mm 1SNA **178 746** R15**00**	CBM8	th. 0,8 mm 1SNA **178 746** R15**00**
8	Comb type jumper bar		PC5 30 A 2 poles	1SNA **113 542** R10**00**	PC5 30 A 2 poles	1SNA **113 542** R10**00**
			PC5 30 A 10 poles	1SNA **113 544** R12**00**	PC5 30 A 10 poles	1SNA **113 544** R12**00**
9	IDC jumper					
10	Test device					
R	See section on markers marking method		RC55 - RC510 Sides of block		RC55 - RC510 Sides of block	

Note : (1) End sections and separators snapped on rails.
(2) Except for MA 2,5/5.SNBT with test sockets DIA. 2.3 mm / *.091"*.

M 4/6.SNB

Spacing 6 mm + *0,05 (.238")*

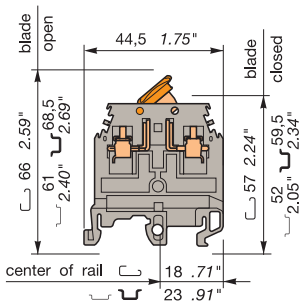

6 mm block - Switch connection by blade

Colour	Type	Part numbers
Grey/Orange	**M 4/6.SNB**	1SNA **115 986** R**0**000
Blue / Orange	**M 4/6.SNB**	1SNA **125 686** R**1**500
Orange / Orange	**M 4/6.SNB**	1SNA **105 053** R**2**200
Red / Orange	**M 4/6.SNB**	1SNA **107 250** R**1**200

Characteristics

Wire size

		IEC NFC DIN	UL	CSA
Screw clamp	Rigid	0,5-4 mm²	22-10 AWG	20-12 AWG
	Flexible	0,5-2,5 mm²	22-10 AWG	20-12 AWG

Voltage

Rated	400 V	300 V	300 V
Impulse withstand	4 kV		
Pollution degree	3		

Current

Rated	20 A	10 A	10 A

Wire size

Rated / Gauge	4 mm² / A4	10 AWG	12 AWG

Wire stripping length	Recomm. screwdriver	Recomm. torque	Protection
9,5 mm *.37 "*	4 mm *.16"*	0,5-0,6 Nm *4,4-5,3 lb.in*	IP 20 *NEMA 1*

Type			Part numbers
FEM62		th. 3 mm	1SNA **114 994** R**0**700
FEM62		th. 3 mm	1SNA **124 944** R**0**100
FEM62		th. 3 mm	1SNA **103 612** R**2**500
SCFM6		th. 3 mm	1SNA **114 825** R**0**500
SCFEX1	(1) ⊂	th. 2,4 mm	1SNA **103 619** R**0**400
SCFEX3	(1) ⌐, ⌙, ⌙	th. 2,4 mm	1SNA **103 620** R**0**100
FC2		DIA. 2 mm	1SNA **007 865** R**2**600
CBM5		th. 0,5 mm	1SNA **178 745** R**1**400
CBM8		th. 0,8 mm	1SNA **178 746** R**1**500
PC61	35 A	10 poles	1SNA **163 311** R**2**200
AD2,5			1SNA **114 205** R**2**000
DCJ		yellow	1SNA **173 059** R**0**300

RC65 - RC610 Sides of block

M 4/6.SNBT...

Spacing 6 mm + *0,05 (.238")*

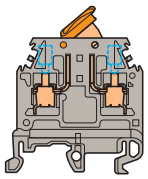

6 mm block - Switch connection by blade - Equipped with two test sockets DIA. 2 mm / .079" or 2,3 mm / .091"

Colour	Type	Part numbers
Grey / Orange DIA. 2 mm / *.079"*	**M 4/6.SNBT**	1SNA **115 987** R**0**100
Blue / Orange DIA. 2 mm / *.079"*	**M 4/6.SNBT**	1SNA **125 438** R**1**400
Orange / Orange DIA. 2 mm / *.079"*	**M 4/6.SNBT**	1SNA **105 054** R**2**300
Grey / Orange DIA. 2,3 mm / *.091"*	**M 4/6.SNBT**	1SNA **206 538** R**0**200

Characteristics

Wire size

		IEC NFC DIN	UL	CSA
Screw clamp	Rigid	0,5-4 mm²	22-10 AWG	
	Flexible	0,5-4 mm²	22-10 AWG	

Voltage

Rated	400 V	300 V	
Impulse withstand	4 kV		
Pollution degree	3		

Current

Rated	20 A	10 A	

Wire size

Rated / Gauge	4 mm² / A4	10 AWG	

Wire stripping length	Recomm. screwdriver	Recomm. torque	Protection
9,5 mm *.374 "*	4 mm *.157"*	0,5-0,6 Nm *4,4-5,3 lb.in*	IP 20 *NEMA 1*

Type			Part numbers
FEM62		th. 3 mm	1SNA **114 994** R**0**700
FEM62		th. 3 mm	1SNA **124 944** R**0**100
FEM62		th. 3 mm	1SNA **103 612** R**2**500
SCFM6		th. 3 mm	1SNA **114 825** R**0**500
SCFEX1	(1) ⊂	th. 2,4 mm	1SNA **103 619** R**0**400
SCFEX3	(1) ⌐, ⌙, ⌙	th. 2,4 mm	1SNA **103 620** R**0**100
FC2	(2)	DIA. 2 mm	1SNA **007 865** R**2**600
CBM5		th. 0,5 mm	1SNA **178 745** R**1**400
CBM8		th. 0,8 mm	1SNA **178 746** R**1**500
PC61	35 A	10 poles	1SNA **163 311** R**2**200
AD2,5			1SNA **114 205** R**2**000

RC65 - RC610 Sides of block

M 6/8.SNB

Spacing 8 mm - *0,05 (.315")*

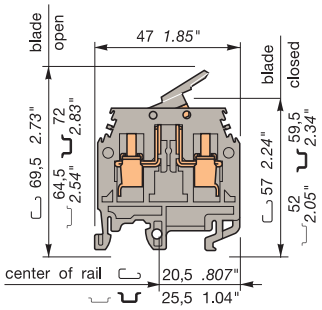

8 mm block - switch connection by blade

Colour	Type	Part numbers
Grey / Grey	**M 6/8.SNB**	1SNA **115 688** R**2**500
Orange/Orange	**M 6/8.SNB**	1SNA **105 055** R**2**400

Characteristics

Wire size

		IEC NFC DIN	UL	CSA
Screw clamp	Rigid	0,5-10 mm²	22-10 AWG	20-12 AWG
	Flexible	0,5-6 mm²	22-10 AWG	20-12 AWG

Voltage

Rated	400 V	300 V	300 V
Impulse withstand	4 kV		
Pollution degree	3		

Current

Rated	15 A	20 A	10 A

Wire size

Rated / Gauge	6 mm² / A5	10 AWG	12 AWG

Wire stripping length	Recomm. screwdriver	Recomm. torque	Protection
12 mm *.47"*	4-5 mm *.16"-.20"*	0,8-1 Nm *7.1-8.9 lb.in*	IP 20 *NEMA 1*

Type			Part numbers
FEM8		th. 3 mm	1SNA **113 373** R**2**600
FEM8		th. 3 mm	1SNA **103 230** R**0**200
SCFM6		th. 3 mm	1SNA **114 825** R**0**500
SCFEX1	(1) ⊂	th. 2,4 mm	1SNA **103 619** R**0**400
SCFEX3	(1) ⌐, ⌙, ⌙	th. 2,4 mm	1SNA **103 620** R**0**100
FC2		DIA. 2 mm	1SNA **007 865** R**2**600
PC8	50 A	2 poles	1SNA **116 538** R**1**700
PC8	50 A	3 poles	1SNA **116 539** R**1**000
PC8	50 A	4 poles	1SNA **116 540** R**2**500
PC8	50 A	10 poles	1SNA **163 313** R**2**400
AD2,5			1SNA **114 205** R**2**000
DCO		orange	1SNA **173 060** R**0**000

RC65 - RC610 - RC810 Sides of block

Note : (1) End sections and separators snapped on rails.
(2) Except for M 4/6.SNBT with test sockets DIA. 2,3 mm / *.091"*.

Heavy duty switch terminal blocks with blade

Double Screw clamp

DIN 1 - DIN 3

M 4/6.SNBT.4A

Spacing 6 mm + *0,05 (.238")*

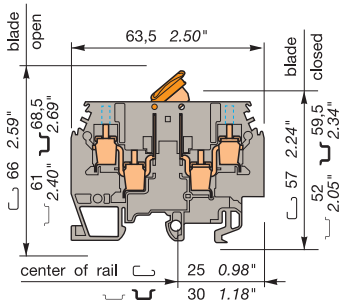

6 mm block - switch connection by short blade equipped with 2 test socket screws DIA. 2 mm / .079"

Colour	Type	Part numbers
Grey / Orange	**M 4/6.SNBT.4A**	1SNA **105 143** R**21**00
Blue / Orange	**M 4/6.SNBT.4A**	1SNA **400 288** R**17**00

End stop	th. 9 mm	**BADL**	1SNA **399 903** R**02**00
End stop	th. 10 mm	**BAM2**	1SNA **206 351** R**16**00
End stop	th. 10 mm	**BAR**	1SNA **164 338** R**06**00
Rail	35 x 7,5 x 1	**PR3.Z2**	1SNA **174 300** R**17**00
Rail	35 x 15 x 2,3	**PR4**	1SNA **168 500** R**12**00
Rail	35 x 15 x 1,5	**PR5**	1SNA **168 700** R**22**00
Rail	32 x 15 x 1,5	**PR1.Z2**	1SNA **163 050** R**04**00

Other end stops, rails and accessories : see section on accessories.

Notes

The use of some accessories may decrease the block's voltage rating. For more information, consult us.

Characteristics

Wire size		IEC NFC DIN	UL	CSA
Screw clamp	Rigid	0,5-4 mm²	22-10 AWG	22-10 AWG
	Flexible	0,5-4 mm²	22-10 AWG	22-10 AWG

Voltage			
Rated	320 V	600 V	600 V
Impulse withstand	4 kV		
Pollution degree	3		

Current			
Rated	10 A	10 A	10 A

Wire size			
Rated / Gauge	4 mm² / A4		

Wire stripping length	Recomm. screwdriver	Recomm. torque	Protection
9,5 mm *.374 "*	4 mm *.157"*	0,5-0,6 Nm *4.4-5.3 lb.in*	IP 20 *NEMA 1*

Accessories

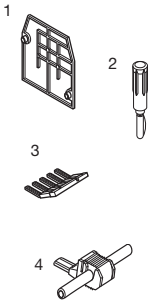

			Type		Part numbers
1	End section	grey	FEM6.4A	th. 3 mm	1SNA **116 629** R**22**00
		beige	FEM4A	th. 3 mm	1SNA **196 629** R**23**00
2	Test plug		FC2	DIA. 2 mm	1SNA **007 865** R**26**00
3	Comb type jumper bar	35 A	PC61	10 poles	1SNA **163 311** R**22**00
4	IDC jumper		AD2,5		1SNA **114 205** R**20**00

R See section on markers marking method

RC65 - RC610 Sides of block

Heavy duty switch terminal blocks with blade Double deck

Screw clamp

DIN 1 - DIN 3

M 4/6.D2.SNBT

Spacing 6 mm + *0,05 (.238")*

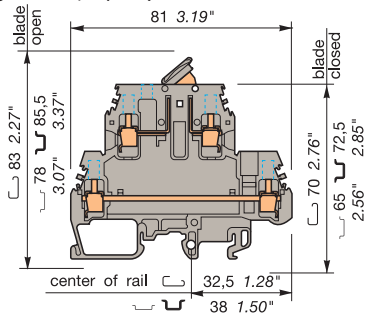

6 mm block equipped with 4 test sockets DIA. 2 mm/.079" Switch on top circuit standard connection on bottom by short blade.

Colour	Type	Part numbers
Grey	**M 4/6.D2.SNBT**	1SNA **115 561** R**1500**

End stop	th. 12 mm	**BADH**	1SNA **116 900** R**2700**
End stop	th. 9,1 mm	**BAMH**	1SNA **114 836** R**0000**
End stop	th. 9,1 mm	**BAMH**	1SNA **194 836** R**0100**
Rail	35 x 7,5 x 1	**PR3.Z2**	1SNA **174 300** R**1700**
Rail	35 x 15 x 2,3	**PR4**	1SNA **168 500** R**1200**
Rail	35 x 15 x 1,5	**PR5**	1SNA **168 700** R**2200**
Rail	32 x 15 x 1,5	**PR1.Z2**	1SNA **163 050** R**0400**

Other end stops, rails and accessories : see section on accessories.

Notes

The use of some accessories may decrease the block's voltage rating. For more information, consult us.

Characteristics

Wire size		IEC NFC DIN	UL	CSA
Screw clamp	Rigid	0,5-4 mm²	24-12 AWG	22-12 AWG
	Flexible	0,5-4 mm²	24-12 AWG	22-12 AWG

Voltage			
Rated	400 V	300 V	300 V
Impulse withstand	4 kV		
Pollution degree	3		

Current			
Rated	10 A	15 A	15 A

Wire size			
Rated / Gauge	4 mm² / A4	12 AWG	12 AWG

Wire stripping length	Recomm. screwdriver	Recomm. torque	Protection
9,5 mm *.374 "*	4 mm *.157"*	0,5-0,6 Nm *4.4-5.3 lb.in*	IP 20 *NEMA 1*

Accessories

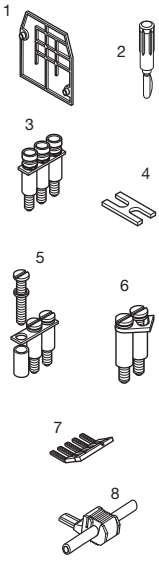

		Type			Part numbers
1	End section	FEMS6D		th. 1 mm	1SNA **116 591** R**0500**
2	Test plug	FC2		DIA. 2 mm	1SNA **007 865** R**2600**
3	Assembled jumper bar (with IP 20 protection)	BJMI6D (1)(2)	32 A	2 poles	1SNA **179 668** R**2000**
		BJMI6D (1)(2)	32 A	3 poles	1SNA **179 669** R**2100**
		BJMI6D (1)(2)	32 A	4 poles	1SNA **179 670** R**2600**
		BJMI6D (1)(2)	32 A	5 poles	1SNA **179 671** R**1300**
		BJMI6D (1)(2)	32 A	10 poles	1SNA **179 672** R**1400**
4	Connector plate	EL6	35 A		1SNA **173 627** R**2100**
5	Jumper bar not assembled	BJS61 (1)(2)(3)	32 A	10 poles	1SNA **168 485** R**2700**
	Screw + washer + post	EV6D			1SNA **168 400** R**1600**
6	Pivoting jumper bar	BJP61	35 A		1SNA **167 225** R**2000**
7	Comb type jumper bar	PC61	35 A	10 poles	1SNA **163 311** R**2200**
8	IDC jumper	AD2,5	24 A		1SNA **114 205** R**2000**
9	Shield connector	CBD2S			1SNA **178 408** R**1400**
R	See section on markers marking method				

RC65 - RC610 Sides of block

Note : (1) Use of these accessories requires the user to cut out the partition. (2) For lower deck only. (3) For other pole numbers see section accessories.

DOUBLE SWITCH TERMINAL BLOCKS WITH PULL LEVERS

Double switch blocks
M 4/6.D2.2S2
M 4/6.D2.2S2.T

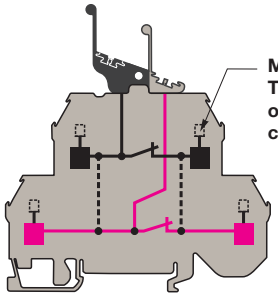

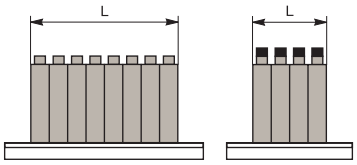

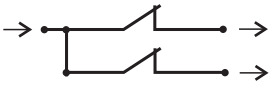

Space saving
Recommended use when the number of PLC inputs and outputs are high

2 independent switches
Interconnection between decks is possible for distribution of polarities

Change-over type blocks
M 4/6.D2.S1R
M 4/6.D2.S1R.T

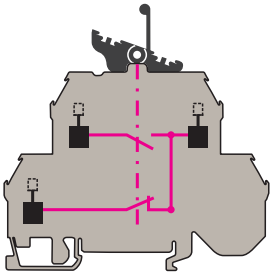

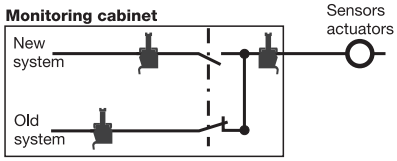

Reduces process down time when changing of control system

- When wiring the new system, sensors and actuators remain connected to the old system
- No wiring mistake possible from old to new system
- Simple switching from old to new system activating the pull levers. Possibility to quickly switch to the old system if there is a start-up problem.

Bend the upper part of the lever to pull it comfortably

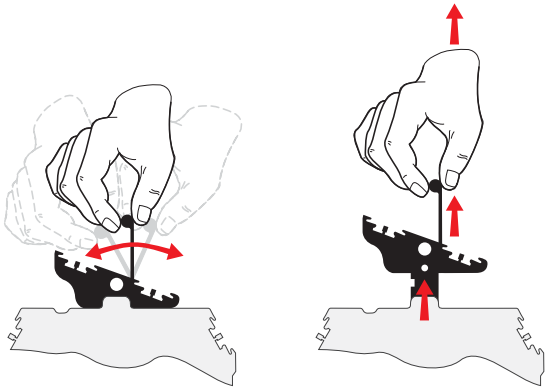

Accessories

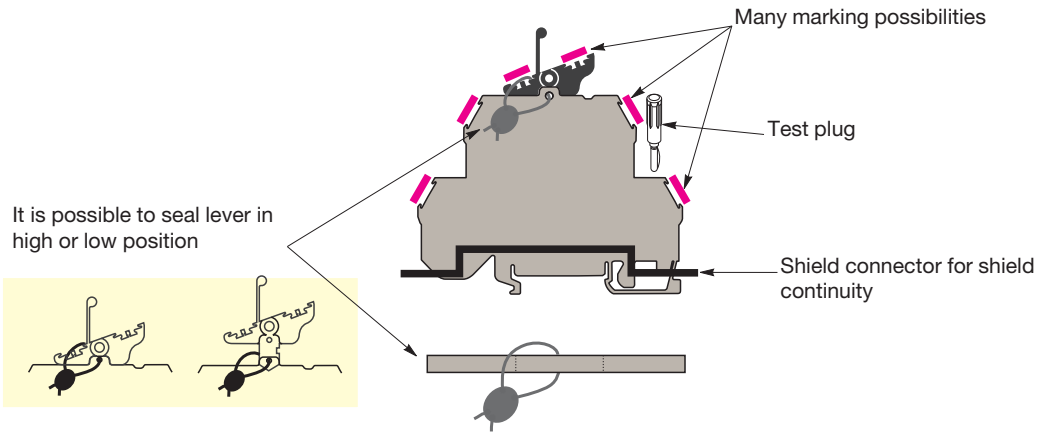

Heavy duty switch terminal blocks with contact control pull levers. Double deck double switch

Screw clamp

DIN 1 - DIN 3

M 4/6.D2.2S2

Spacing 6 mm + *0,05 (.238")*



Closed block with 2 independent switching circuits. Black pull lever controls upper deck contact (black marking). Grey pull lever controls lower deck contact.*

Color	Type	Part numbers
Grey with black pull lever	**M 4/6.D2.2S2**	1SNA **199 444** R**2500**

Characteristics

Wire size

		IEC NFC DIN	UL/CSA
Screw clamp	Rigid	0,2-4 mm²	24-10 AWG
	Flexible	0,2-4 mm²	24-10 AWG

Voltage		
Rated	500 V	300 V
Impulse withstand	6 kV	
Pollution degree	3	
Current		
Rated	10 A	10 A
Wire size		
Rated/gauge	4 mm² / A4	10 AWG

Wire stripping length	Recommended screwdriver	Recommended torque	Protection
9,5 mm .374 "	4 mm .157"	0,5-0,8 Nm 4.4-7.1 lb.in	IP 20 NEMA 1

M 4/6.D2.2S2.T..

Spacing 6 mm + *0,05 (.238")*

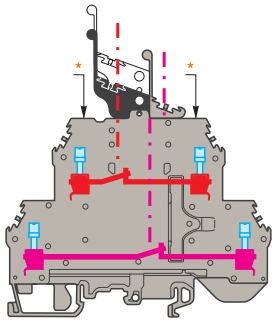

M4/6.D2.2S2 block equipped with 4 test socket-screws DIA. 2 mm or DIA. 2,3 mm.

Color	Type	Part numbers
With 4 test socket-screws DIA. 2 mm		
Grey with black pull lever	**M 4/6.D2.2S2.T**	1SNA **199 448** R**0100**
With 4 test socket-screws DIA. 2,3 mm		
Grey with black pull lever	**M 4/6.D2.2S2.T23**	1SNA **199 447** R**2000**

Characteristics

Wire size

		IEC NFC DIN	UL/CSA
Screw clamp	Rigid	0,2-4 mm²	24-10 AWG
	Flexible	0,2-4 mm²	24-10 AWG

Voltage	500 V	300 V
Rated	6 kV	
Impulse withstand	3	
Pollution degree		
Current	10 A	10 A
Rated		
Wire size	4 mm² / A4	10 AWG
Rated/gauge		

Wire stripping length	Recommended screwdriver	Recommended torque	Protection
9,5 mm .374 "	4 mm .157"	0,5-0,6 Nm 4.4-5.3 lb.in	IP 20 NEMA 1

End stop	th. 12 mm	**BADH**	1SNA **116 900** R**2700**
End stop	th. 9,1 mm	**BAMH**	1SNA **114 836** R**0000**
End stop	th. 9,1 mm	**BAMH**	1SNA **194 836** R**0100**
Rail	35 x 7,5 x 1	**PR3.Z2**	1SNA **174 300** R**1700**
Rail	35 x 15 x 2,3	**PR4**	1SNA **168 500** R**1200**
Rail	35 x 15 x 1,5	**PR5**	1SNA **168 700** R**2200**
Rail	32 x 15 x 1,5	**PR1.Z2**	1SNA **163 050** R**0400**

Other end stops, rails and accessories : see section on accessories.

Notes

Body material UL94V0.
If another terminal block is mounted next to a block M 4/6.D2.2S2..., it must be equipped with its end section.
If a metallic part is placed beside the block, a separator end section on rail type SCFEX must be used.
The use of some accessories may decrease the voltage rating of the terminal block.
For more information, consult us.

Accessories

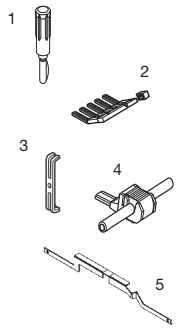

		Type			Part number
1	Test plug				
2	Comb-type jumper bar	PC6	35 A	2 poles	1SNA **113 546** R**1400**
		PC6	35 A	3 poles	1SNA **116 536** R**0500**
		PC6	35 A	4 poles	1SNA **116 537** R**0600**
		PC6	35 A	10 poles	1SNA **113 548** R**2600**
	Insulating comb tip	EIP			1SNA **113 550** R**2400**
3	Vertical jumper bar	ITVE2	20 A		1SNA **179 825** R**2600**
4	IDC jumper	AD2,5	24 A		1SNA **114 205** R**2000**
5	Shield connector	CBD2S			1SNA **178 408** R**1400**

		Type			Part number
		FC2(1)	DIA. 2 mm		1SNA **007 865** R**2600**
		PC6	35 A	2 poles	1SNA **113 546** R**1400**
		PC6	35 A	3 poles	1SNA **116 536** R**0500**
		PC6	35 A	4 poles	1SNA **116 537** R**0600**
		PC6	35 A	10 poles	1SNA **113 548** R**2600**
		EIP			1SNA **113 550** R**2400**
		ITVE2	20 A		1SNA **179 825** R**2600**
		AD2,5	24 A		1SNA **114 205** R**2000**
		CBD2S			1SNA **178 408** R**1400**

Mounting of the vertical jumper bar between decks (**ITVE2** item 3)

Interconnection between decks is possible on each side of the switch with accessory item 3

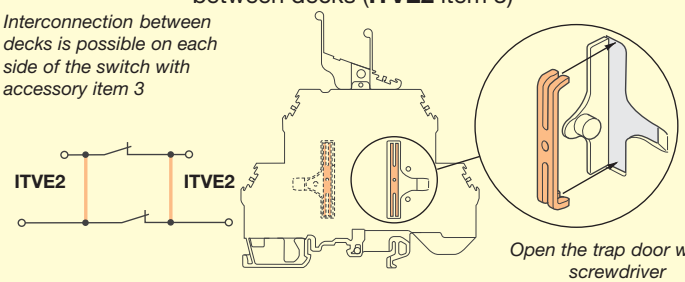

Open the trap door with a screwdriver

R **R** See section on markers marking method

RC65 - RC610 Block sides RC55 - RC510 On pull levers

RC65 - RC610 Block sides RC55 - RC510 On pull levers

Note : (1) For blocks M4/6.D2.2S2.T only

Heavy duty switch terminal blocks with contact control pull lever. Double deck change-over type

Screw clamp

DIN 1 - DIN 3

M 4/6.D2.S1R

Spacing 6 mm + *0,05 (.238")*

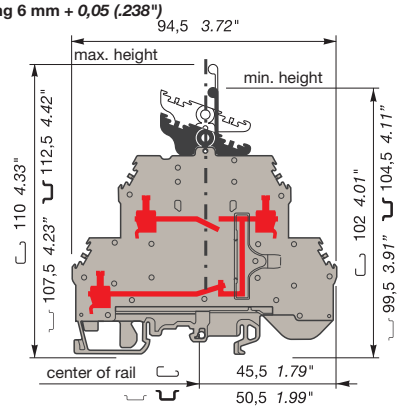

This closed block directs a signal either to the upper deck (contact control pull lever in high position), or to the lower deck (pull lever in low position) with just one operation.

Color	Type	Part numbers
Grey with black contact control pull lever	**M 4/6.D2.S1R**	1SNA **199 452** R**2500**

Characteristics

Wire size

		IEC NFC DIN	UL/CSA
Screw clamp	Rigid	0,2-4 mm²	24-10 AWG
	Flexible	0,2-4 mm²	24-10 AWG

Voltage

Rated	500 V	300 V
Impulse withstand	6 kV	
Pollution degree	3	

Current

Rated	10 A	10 A

Wire size

Rated/gauge	4 mm² / A4	10 AWG

Wire stripping length	Recommended screwdriver	Recommended torque	Protection
9,5 mm .374 "	4 mm .157"	0,5-0,8 Nm 4.4-7.1 lb.in	IP 20 NEMA 1

M 4/6.D2.S1R.T

Spacing 6 mm + *0,05 (.238")*

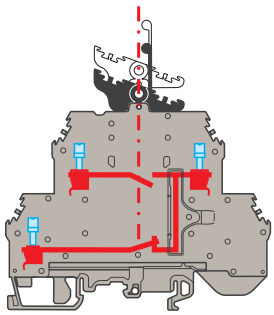

Block M4/6.D2.S1R equipped with 3 test socket-screws DIA. 2 mm or DIA. 2,3 mm.

Color	Type	Part numbers
With 3 test socket-screws DIA. 2 mm		
Grey with black contact control pull lever	**M 4/6.D2.S1R.T**	1SNA **199 456** R**2100**
With 3 test socket-screws DIA. 2,3 mm		
Grey with black contact control pull lever	**M 4/6.D2.S1R.T23**	1SNA **199 455** R**2000**

Characteristics

Wire size

		IEC NFC DIN	UL/CSA
Screw clamp	Rigid	0,2-4 mm²	24-10 AWG
	Flexible	0,2-4 mm²	24-10 AWG

Voltage

Rated voltage	500 V	300 V
Impulse withstand	6 kV	
Pollution degree	3	

Current

Rated	10 A	10 A

Wire size

Rated/gauge	4 mm² / A4	10 AWG

Wire stripping length	Recommended screwdriver	Recommended torque	Protection
9,5 mm .374 "	4 mm .157"	0,5-0,6 Nm 4.4-5.3 lb.in	IP 20 NEMA 1

End stop	th. 12 mm	**BADH**	1SNA **116 900** R**2700**
End stop	th. 9,1 mm	**BAMH**	1SNA **114 836** R**0000**
End stop	th. 9,1 mm	**BAMH**	1SNA **194 836** R**0100**
Rail	35 x 7,5 x 1	**PR3.Z2**	1SNA **174 300** R**1700**
Rail	35 x 15 x 2,3	**PR4**	1SNA **168 500** R**1200**
Rail	35 x 15 x 1,5	**PR5**	1SNA **168 700** R**2200**
Rail	32 x 15 x 1,5	**PR1.Z2**	1SNA **163 050** R**0400**

Other end stops, rails and accessories : see section on accessories.

Notes

Body material UL94V0.
If another terminal block is mounted next to a block M 4/6.D2.S1R..., it must be equipped with its end section.
If a metallic part is placed beside the block, a separator end section on rail type SCFEX must be used.
The use of some accessories may decrease the voltage rating of the terminal block.
For more information, consult us.

Accessories

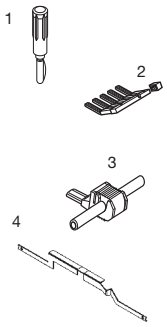

		Type			Part number
1	Test plug				
2	Comb-type jumper bar	PC6	35 A	2 poles	1SNA **113 546** R**1400**
		PC6	35 A	3 poles	1SNA **116 536** R**0500**
		PC6	35 A	4 poles	1SNA **116 537** R**0600**
		PC6	35 A	10 poles	1SNA **113 548** R**2600**
	Insulating comb tip	EIP			1SNA **113 550** R**2400**
3	IDC jumper	AD2,5	24 A		1SNA **114 205** R**2000**
4	Shield connector	CBD2S			1SNA **178 408** R**1400**

R See section on markers marking method

RC65 - RC610 Sides of block and top of pull lever

		Type			Part number
		FC2(1)	DIA. 2 mm		1SNA **007 865** R**2600**
		PC6	35 A	2 poles	1SNA **113 546** R**1400**
		PC6	35 A	3 poles	1SNA **116 536** R**0500**
		PC6	35 A	4 poles	1SNA **116 537** R**0600**
		PC6	35 A	10 poles	1SNA **113 548** R**2600**
		EIP			1SNA **113 550** R**2400**
		AD2,5	24 A		1SNA **114 205** R**2000**
		CBD2S			1SNA **178 408** R**1400**

RC65 - RC610 Sides of block and top of pull lever

(1) For M 4/6.D2.S1R.T only

Heavy duty switch terminal blocks with removable plug

Screw clamp

DIN 1 - DIN 3

End stop		th. 9 mm	**BADL**	1SNA **399 903** R02**00**
End stop		th. 10 mm	**BAM2**	1SNA **206 351** R16**00**
End stop		th. 10 mm	**BAR**	1SNA **164 338** R06**00**
Rail		35 x 7,5 x 1	**PR3.Z2**	1SNA **174 300** R17**00**
Rail		35 x 15 x 2,3	**PR4**	1SNA **168 500** R12**00**
Rail		35 x 15 x 1,5	**PR5**	1SNA **168 700** R22**00**
Rail		32 x 15 x 1,5	**PR1.Z2**	1SNA **163 050** R04**00**

Other end stops, rails and accessories : see section on accessories.

Notes

The use of some accessories may decrease the block's voltage rating. For more information, consult us.

M 4/6.SNBT3

Spacing 6 mm + 0,05 *(.238")*

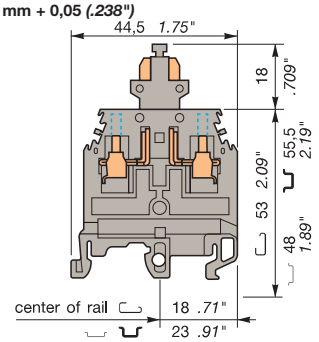

6 mm block - Switch connection by removable plug - Equipped with two test socket screws DIA. 2 mm / .079".

Colour		Type	Part numbers
Grey	□	**M 4/6.SNBT3**	1SNA **115 439** R13**00**

Characteristics

Wire size

		IEC NFC DIN	UL	CSA
Screw clamp	Rigid	0,5-4 mm²	22-10 AWG	24-12 AWG
	Flexible	0,5-4 mm²	22-10 AWG	24-12 AWG

Voltage

Rated	320 V	300 V	300 V
Impulse withstand	4 kV		
Pollution degree	3		

Current

Rated	10 A	20 A	10 A

Wire size

Rated / Gauge	4 mm² / A4	10 AWG	12 AWG

Wire stripping length	Recomm. screwdriver	Recomm. torque	Protection
9,5 mm *.374 "*	4 mm *.157"*	0,5-0,6 Nm *3.5-5.3 lb.in*	IP 20 *NEMA 1*

M 4/6.SNBTA

Spacing 6 mm *(.236")*

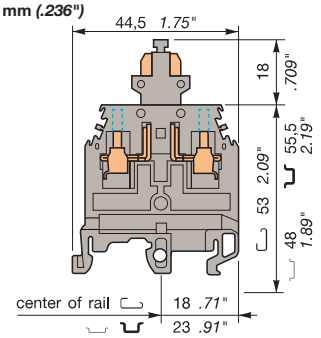

6 mm block - Switch connection by removable plug - Equipped with two test socket screws DIA. 2,3 mm / .090".

Colour		Type	Part numbers
Grey	□	**M 4/6.SNBTA**	1SNA **115 496** R05**00**

Characteristics

Wire size

		IEC NFC DIN	UL	CSA
Screw clamp	Rigid	0,5-4 mm²		
	Flexible	0,5-4 mm²		

Voltage

Rated	320 V		
Impulse withstand	4 kV		
Pollution degree	3		

Current

Rated	10 A		

Wire size

Rated / Gauge	4 mm² / A4		

Wire stripping length	Recomm. screwdriver	Recomm. torque	Protection
9,5 mm *.374 "*	4 mm *.157"*	0,5-0,6 Nm *3.5-5.3 lb.in*	IP 20 *NEMA 1*

Accessories

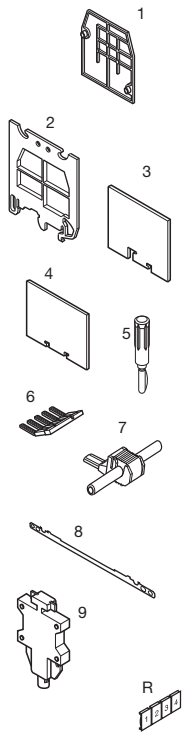

1	End section	grey	FEM62	th. 3 mm 1SNA **114 994** R07**00**
		orange	FEM62	th. 3 mm 1SNA **103 612** R25**00**
2	Separator end section (rail)	grey	SCFM6	th. 3 mm 1SNA **114 825** R05**00**
3	Separator end section	grey	SCFEX1 (1)	th. 2,4 mm 1SNA **103 619** R04**00**
4	Separator end section	grey	SCFEX3 (1)	th. 2,4 mm 1SNA **103 620** R01**00**
5	Test plug		FC2	DIA. 2 mm 1SNA **007 865** R26**00**
6	Comb type jumper bar	35 A	PC61	10 poles 1SNA **163 311** R22**00**
7	IDC jumper		AD2,5	1SNA **114 205** R20**00**
8	Shield connector		CBM5	th. 0,5 mm 1SNA **178 745** R14**00**
			CBM8	th. 0,8 mm 1SNA **178 746** R15**00**
9	Removable plug		6E	delivered with block 1SNA **117 280** R22**00**
R	See section on markers marking method		RC65 - RC610 Sides of block	

Type	Part numbers
FEM62	th. 3 mm 1SNA **114 994** R07**00**
FEM62	th. 3 mm 1SNA **103 612** R25**00**
SCFM6	th. 3 mm 1SNA **114 825** R05**00**
SCFEX1 (1)	th. 2,4 mm 1SNA **103 619** R04**00**
SCFEX3 (1)	th. 2,4 mm 1SNA **103 620** R01**00**
PC61	10 poles 1SNA **163 311** R22**00**
AD2,5	1SNA **114 205** R20**00**
CBM5	th. 0,5 mm 1SNA **178 745** R14**00**
CBM8	th. 0,8 mm 1SNA **178 746** R15**00**
6E	delivered with block 1SNA **117 280** R22**00**
RC65 - RC610 Sides of block	

Removable plug position closed circuit

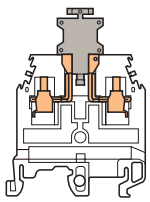

Removable plug position open circuit

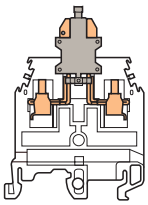

(1) End sections and separators snapped on rails.

Notes

Selection guide for different types of plugs

	Types of plugs	Types of fuses	Block spacing 5 mm MA 2,5/5.SB	Block spacing 6 mm M 4/6.SB M 4/6.SBT.4A M 4/6.D2.SB	Block spacing 6 mm M 4/6.S	Block spacing 8 mm M 6/8.SB	Block spacing 8 mm M 6/8.S
Switching function	Short-circuit plug			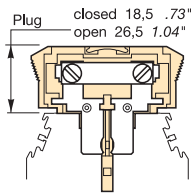 Without test BNC62 1SNA 116 853 R1300 BNC62 1SNA 196 853 R1400		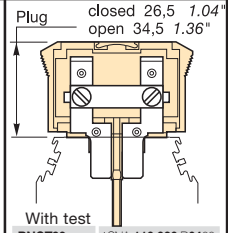 With test BNCT82 1SNA 116 926 R0400 BNCT82 1SNA 196 926 R0500	
Fuse protection function	Plug with solder tags 	Soldered fuses type **FUBS** - 0,5 to 5 A - 250 V	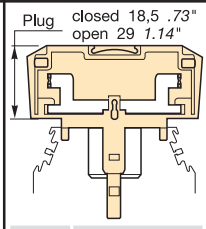 BNS5 1SNA 116 702 R2400 BNS5 1SNA 196 702 R2500		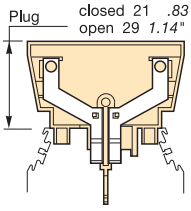 BNS6 1SNA 113 240 R0500		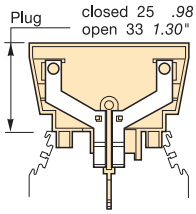 BNS8 1SNA 113 794 R1500
	Plug with solder tags and screws (1)	Soldered fuses type **FUBS** - 0,5 to 5 A - 250 V Flat fuses type **FUPLV** - 1 to 5 A - 250 V		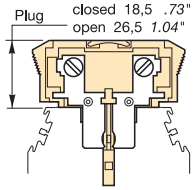 BNSV62 1SNA 116 854 R1400 BNSV62 1SNA 196 854 R1500	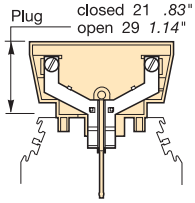 BNSV6 1SNA 114 348 R0600	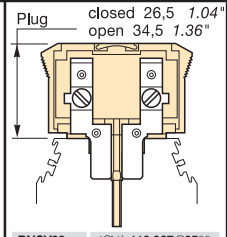 BNSV82 1SNA 116 927 R0500 BNSV82 1SNA 196 927 R0600	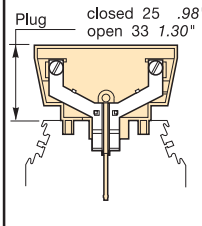 BNSV8 1SNA 114 349 R0700
	Fuse holder plug	Automotive miniature fuses (2) type **MINI®Blade fuse** 2 A to 3 A - 32 V maxi		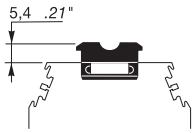 BFAUTO black 1SNA 299 486 R2400			
	Fuse holder plug	Fuses 5 x 20 type **FU520** - 0,5 to 5 A - 250 V Fuses 5 x 25 type **FU525** - 1,6 to 6,3 A - 250 V		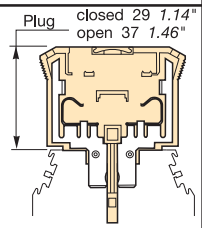 BNF652 1SNA 116 998 R1500 BNF652 (6) 1SNA 196 998 R1600 BNF652D (3) 1SNA 116 999 R1600 BNF652D1 (4) 1SNA 116 966 R1400 BNF652L (5) 1SNA 116 967 R1500		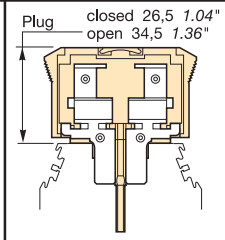 BNF52 1SNA 116 924 R0200 BNF52 1SNA 196 924 R0300	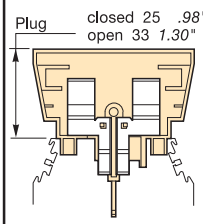 BNF5 1SNA 113 795 R1600

Types of fuses

Soldered fuses 250 V

FUBS	0,5	A	1SNA 174 893 R1600
FUBS	1	A	1SNA 174 894 R1700
FUBS	2	A	1SNA 174 895 R1000
FUBS	3	A	1SNA 174 896 R1100
FUBS	5	A	1SNA 174 897 R1200

Flat fuses 250 V

FUPLV	1	A	1SNA 008 096 R2000
FUPLV	2	A	1SNA 008 097 R2100
FUPLV	5	A	1SNA 008 098 R0200

Fuses 5 x 20 mm 250 V

FU520	0,5	A	1SNA 008 288 R1500
FU520	1	A	1SNA 008 290 R1300
FU520	2	A	1SNA 008 291 R0000
FU520	3.15	A	1SNA 008 289 R1600
FU520	5	A	1SNA 008 292 R0100

Automotive miniature fuses 32 V max.

FUAUTO	2	A	1SNA 179 879 R1400
FUAUTO	3	A	1SNA 179 880 R0200

Fuses 5 x 25 mm 250 V

FU525	1.6	A	1SNA 167 546 R2200
FU525	2	A	1SNA 167 547 R2300
FU525	2.5	A	1SNA 167 548 R0400
FU525	4	A	1SNA 167 549 R0500
FU525	6.3	A	1SNA 167 550 R0200

Note : (1) Compatible with electronic components max. diameter or thickness for components : - plug BNSV62 : 4 mm /.157" max. - plug BNSV82 : 6 mm /.236" max.
(2) For all fuses, the dissipated load should remain under 0,8 W. (3) With LED 24 V AC/DC. (4) With LED 48 V AC/DC. (5) With neon lamp 110-230 V AC/DC.
(6) Except M 4/6.D2.SB

Heavy duty switch terminal blocks with plug

Screw clamp

DIN 1 - DIN 3

End stop		th. 9 mm	**BADL**	1SNA **399 903** R02**00**
End stop		th. 10 mm	**BAM2**	1SNA **206 351** R16**00**
End stop		th. 10 mm	**BAR**	1SNA **164 338** R06**00**
Rail		35 x 7,5 x 1	**PR3.Z2**	1SNA **174 300** R17**00**
Rail		35 x 15 x 2,3	**PR4**	1SNA **168 500** R12**00**
Rail		35 x 15 x 1,5	**PR5**	1SNA **168 700** R22**00**
Rail		32 x 15 x 1,5	**PR1.Z2**	1SNA **163 050** R04**00**

Other end stops, rails and accessories : see section on accessories.

Notes

The use of some accessories may decrease the block's voltage rating. For more information, consult us.

MA 2,5/5.SB

Spacing 5 mm *(.197")*

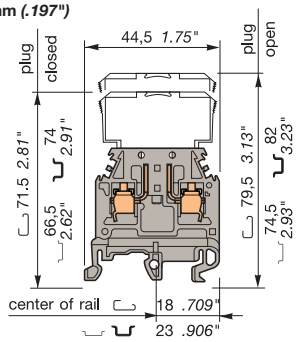

5 mm block - switch connection by polarized plug delivered separately.

Colour		Type	Part numbers
Grey		**MA 2,5/5.SB**	1SNA **115 506** R17**00**

Characteristics

Wire size

		IEC NFC DIN	UL	CSA
Screw clamp	Rigid	0,5-4 mm²		
	Flexible	0,5-2,5 mm²		

Voltage

Rated	320 V(3)		
Impulse withstand	4 kV		
Pollution degree	3		

Current

Rated	10 A		

Wire size

Rated	2,5 mm² / A3		

Wire stripping length (screw)	Recommanded screwdriver(screw)	Recommanded torque (screw)	Protection
10 mm *.394 "*	3,5 mm *.138"*	0,4-0,6 Nm *3.5-5.3 lb.in*	IP 20 *NEMA 1*

M 4/6.SB

Spacing 6 mm + *0,05 (.238")*

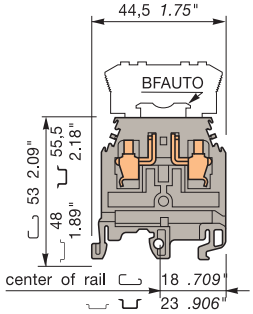

5 mm block - switch connection by polarized plug delivered separately.

Colour		Type	Part numbers
Grey		**M 4/6.SB**	1SNA **115 435** R07**00**
Beige		**M 4/6.SB**	1SNA **195 435** R00**00**

Characteristics

Wire size

		IEC NFC DIN	UL	CSA
Screw clamp	Rigid	0,5-4 mm²	22-10 AWG	20-12 AWG
	Flexible	0,5-4 mm²	22-10 AWG	20-12 AWG

Voltage

Rated	250 V(3)	300 V	300 V
Impulse withstand	4 kV		
Pollution degree	3		

Current

Rated	10 A	10 A	10 A

Wire size

Rated	4 mm² / A4	10 AWG	12 AWG

Wire stripping length (screw)	Recommanded screwdriver(screw)	Recommanded torque (screw)	Protection
9,5 mm *.374 "*	4 mm *.157"*	0,5-0,8 Nm *4.4-7.1 lb.in*	IP 20 *NEMA 1*

Accessories

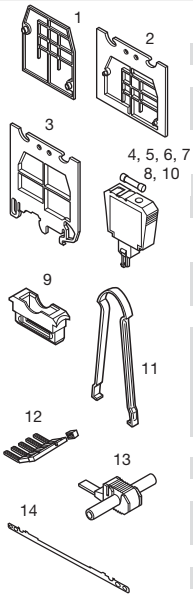

		Type	Part numbers	Type	Part numbers
1	End section grey	FEM6	th. 2,8 mm 1SNA **118 368** R16**00**	FEM62	th. 3 mm 1SNA **114 994** R07**00**
	beige			FEM62	th. 3 mm 1SNA **194 994** R00**00**
2	Separator end section (block)	SCF6	th. 3 mm 1SNA **118 707** R03**00**	SCF6	th. 3 mm 1SNA **118 707** R03**00**
3	Separator end section (rail)	SCFM6	th. 3 mm 1SNA **114 825** R05**00**	SCFM6	th. 3 mm 1SNA **114 825** R05**00**
4	Short circuit plug(2)			BNC62	th. 6 mm 1SNA **116 853** R13**00**
				BNC62	th. 6 mm 1SNA **196 853** R14**00**
5	Short circuit plug+test(2)				
6	Plug with solder tags (2)	BNS5	1SNA **116 702** R24**00**		
		BNS5	1SNA **196 702** R25**00**		
7	Plug with solder tags and screw(2))			BNSV62	1SNA **116 854** R14**00**
				BNSV62	1SNA **196 854** R15**00**
8	Plug equipped with a diode (1N 4007)			BNS6DG1	1SNA **400 146** R00**00**
9	Fuse-holder plug for car manufact.(2)			BFAUTO	black 1SNA **299 486** R24**00**
10	Fuse-holder plug (for fuses 5x20 or 5x25)(2)			BNF652	th. 6 mm 1SNA **116 998** R15**00**
				BNF652	th. 6 mm 1SNA **196 998** R16**00**
	BNF652 with LED 24 V AC/DC			BNF652 D (1)	th. 6 mm 1SNA **116 999** R16**00**
	BNF652 with LED 48 V AC/DC			BNF652 D1(1)	th. 6 mm 1SNA **116 966** R14**00**
	BNF652 with neon 110/230 V AC/DC			BNF652 L (1)	th. 6 mm 1SNA **116 967** R15**00**
11	Plug extractor	EXBN2	1SNA **171 018** R20**00**	EXBN2	1SNA **171 018** R20**00**
12	Comb-type jumper bar			PC61 35 A	10 poles 1SNA **163 311** R22**00**
13	IDC jumper			AD2,5 24 A	1SNA **114 205** R20**00**
14	Shield connector	CBM5	th. 0,5 mm 1SNA **178 745** R14**00**	CBM5	th. 0,5 mm 1SNA **178 745** R14**00**
		CBM8	th. 0,8 mm 1SNA **178 746** R15**00**	CBM8	th. 0,8 mm 1SNA **178 746** R15**00**

R See section on markers marking method

RC510 on plug RC55 - RC510 Block sides

RC610 on plug RC65 - RC610 Block sides

Note : (1) Leakage current : - with LED 24V or 48V : < 1,6 mA.
- with neon lamp 110 or 230 V AC/DC : < 0,5 mA.
(2) See selection guide for dimensions of plug and types of fuses to use.
(3) Insulation voltage - operating voltage : according to fuse.

M 6/8.SB

Spacing 8 mm - *0,05 (.315")*

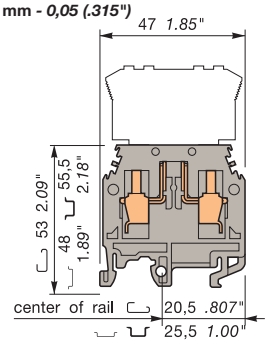

8 mm block - switch connection by polarized plug delivered separately.

Colour		Type	Part numbers
Grey	◻	**M 6/8.SB**	1SNA **115 436** R**0**000
Beige	◻	**M 6/8.SB**	1SNA **195 436** R**01**00

Characteristics

Wire size		IEC NFC DIN	UL	CSA
Screw clamp	Rigid	0,5-10 mm²	22-10 AWG	20-12 AWG
	Flexible	0,5-6 mm²	22-10 AWG	20-12 AWG

Voltage			
Rated	400 V(3)	300 V	300 V
Impulse withstand	4 kV		
Pollution degree	3		
Current			
Rated	15 A	20 A	10 A
Wire size			
Rated	6 mm² / A5	10 AWG	12 AWG

Wire stripping length	Recommanded screwdriver	Recommanded torque	Protection
12 mm *.472"*	4-5 mm *.157" - .197"*	0,8-1 Nm *7.1-8.9 lb.in*	IP 20 *NEMA 1*

Type		Part numbers
FEM8	th. 3 mm	1SNA **113 373** R**26**00
FEM8	th. 3 mm	1SNA **193 373** R**27**00
BNCT82	grey	1SNA **116 926** R**04**00
BNCT82	beige	1SNA **196 926** R**05**00
BNSV82	grey	1SNA **116 927** R**05**00
BNSV82	beige	1SNA **196 927** R**06**00
BNF52	grey	1SNA **116 924** R**02**00
BNF52	orange	1SNA **105 133** R**17**00
BNF52	beige	1SNA **196 924** R**03**00
EXBN2		1SNA **171 018** R**20**00
PC8 (4)	50 A 10 poles	1SNA **163 313** R**24**00
AD2,5	24 A	1SNA **114 205** R**20**00

RC610On plug RC810 Sides of block

(4) Other pole numbers, see accessories.

BFAUTO

Fuse holder plug for automotive "miniature" fuse

The fuse holder plug **BFAUTO** is a clever solution for a fuse application in a tight space : **spacing 6 mm**.

The BFAUTO holds "miniature" automotive fuses type **MINI ® Blade** and can be plugged into heavy duty switch terminal blocks spacing 6 mm. It can be used with Screw clamp and insulation displacement, ADO terminal blocks (see right column).

It can be used with test plugs FC2 or test devices on screw head DCJ or DCG.

***MINI ® Blade Fuse** is a LITTLEFUSE trade mark.*

	Type	Part numbers
Fuse holder plug		
	BFAUTO black	1SNA **299 486** R**24**00
Fuses - 32 V max.		
	FUAUTO 2A	1SNA **179 879** R**14**00
	FUAUTO 3A	1SNA **179 880** R**02**00
Extraction tool		
	EXBN2	1SNA **171 018** R**20**00

Characteristics

	IEC NFC DIN	UL	CSA
Voltage			
Rated	320 V **(1)**		
Impulse withstand	3 kV		
Pollution degree	3		
Current			
Rated	3 A maxi		

(1) *Insulation voltage of the plug. Use voltage according to fuse.*

For all fuses, the power loss must remain under 0,8 W.

MOUNTING

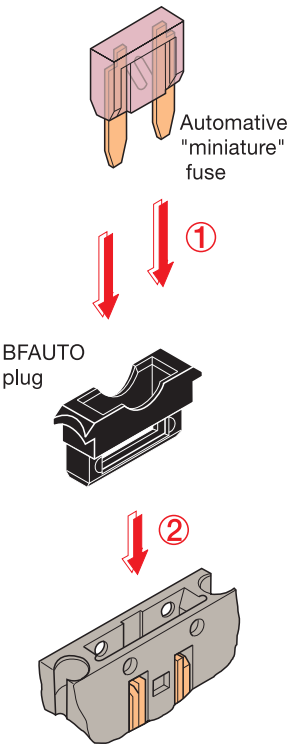

1 - Insert the miniature fuse into the BFAUTO plug.

2 - Insert the assembly (fuse + BFAUTO plug) into the terminal block by pushing on the fuse.

REMOVAL

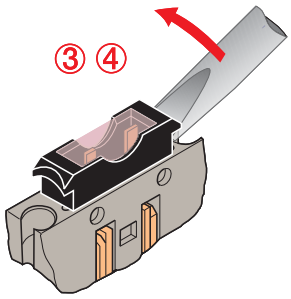

3 - Remove the assembly fuse + BFAUTO plug manually or with a screwdriver making a rotative action or with the help of the EXBEN2 extraction tool.

4 - Remove **manually** the fuse out of the BFAUTO plug.

	M 4/6.SB	M 4/6.SBT.4A	M 4/6.D2.SBT
	Spacing 6 mm + 0,05(*.238"*)	**Spacing 6 mm + 0,05 (*.238"*)**	**Spacing 6 mm + 0,05 (*.238"*)**
	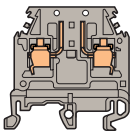	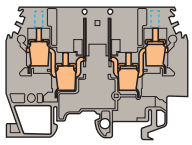	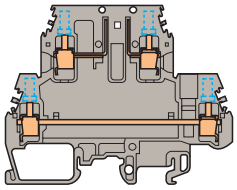
	M 4/6.SB 1SNA **115 435** R**07**00	M 4/6.SBT.4A 1SNA **115 555** R**17**00	M 4/6.D2.SBT 1SNA **115 702** R**23**00
	Limited to 3 A FUAUTO maxi. fuses.	***Limited to 3 A FUAUTO maxi. fuses.***	***Limited to 3 A FUAUTO maxi. fuses.***
Characteristics and accessories	*See standard block* ***M 4/6.SB***	*See standard block* ***M 4/6.SBT.4A***	*See standard block* ***M 4/6.D2.SBT***

Heavy duty switch terminal blocks with plug

Double Screw clamp

DIN 1 - DIN 3

M 4/6.SBT.4A

Spacing 6 mm + *0,05 (.238")*

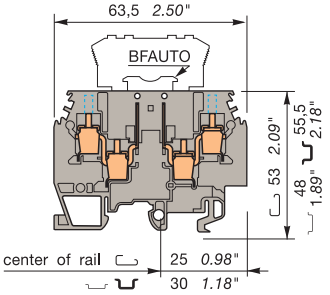

6 mm block - switch connection by polarized plug delivered separately, equipped with 2 test socket-screws DIA. 2 mm.

Colour		Type	Part numbers
Grey	□	**M 4/6.SBT.4A**	1SNA **115 555** R**1700**

End stop		th. 9 mm	**BADL**	1SNA **399 903** R**0200**
End stop		th. 10 mm	**BAM2**	1SNA **206 351** R**1600**
End stop		th. 10 mm	**BAR**	1SNA **164 338** R**0600**
Rail		35 x 7,5 x 1	**PR3.Z2**	1SNA **174 300** R**1700**
Rail		35 x 15 x 2,3	**PR4**	1SNA **168 500** R**1200**
Rail		35 x 15 x 1,5	**PR5**	1SNA **168 700** R**2200**
Rail		32 x 15 x 1,5	**PR1.Z2**	1SNA **163 050** R**0400**

Other end stops, rails and accessories : see section on accessories.

Notes

The use of some accessories may decrease the block's voltage rating. For more information, consult us.

Characteristics

Wire size		IEC NFC DIN	UL	CSA
Screw clamp	Rigid	0,5-4 mm²		22-10 AWG
	Flexible	0,5-4 mm²		22-10 AWG

Voltage			
Rated	250 V(2)		600 V
Impulse withstand	4 kV		
Pollution degree	3		

Current			
Nominale	10 A		6.3 A

Wire size			
Rated	4 mm² / A4		

Wire stripping length	Recommanded screwdriver	Recommanded torque	Protection
9,5 mm *.374 "*	4 mm *.157"*	0,5-0,6 Nm *4.4-5.3 lb.in*	IP 20 *NEMA 1*

Accessories

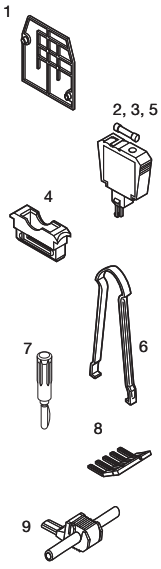

		Type		Part numbers
1	End section grey / beige	FEM6.4A	th. 3 mm	1SNA **116 629** R**2200**
		FEM4A	th. 3 mm	1SNA **196 629** R**2300**
2	Short circuit plug(3)	BNC62	th. 6 mm	1SNA **116 853** R**1300**
		BNC62	th. 6 mm	1SNA **196 853** R**1400**
3	Plug with solder tags and screw(3)	BNSV62		1SNA **116 854** R**1400**
		BNSV2		1SNA **196 854** R**1500**
4	Fuse-holder plug for automotive fuse (3)	BFAUTO	black	1SNA **299 486** R**2400**
5	Fuse-holder plug (for fuses 5x20 or 5x25)	BNF652	th. 6 mm	1SNA **116 998** R**1500**
		BNF652	th. 6 mm	1SNA **196 998** R**1600**
	BNF652 with LED 24 V AC/DC	BNF652 D (1)	th. 6 mm	1SNA **116 999** R**1600**
	BNF652 with LED 48 V AC/DC	BNF652 D1(1)	th. 6 mm	1SNA **116 966** R**1400**
	BNF652 with neon 110/230VAC/DC(3)	BNF652 L (1)	th. 6 mm	1SNA **116 967** R**1500**
6	Plug extractor	EXBN2		1SNA **171 018** R**2000**
7	Test plug	FC2	DIA. 2 mm	1SNA **007 865** R**2600**
8	Comb-type jumper bar 35 A	PC61	10 poles	1SNA **163 311** R**2200**
9	IDC jumper	AD2,5		1SNA **114 205** R**2000**
R	See section on markers marking method			

RC65 - RC610 Block sides RC610 on plug

Note : (1) Leakage current : - with LED 24V or 48V : < 1,6 mA.
- with neon lamp 110 or 230V AC/DC : < 0,5 mA.
(2) See selection guide for dimensions of plug and types of fuses to use.
(3) Insulation voltage - operating voltage : according to fuse.

Heavy duty switch terminal blocks with plug Double deck

Screw clamp

DIN 1 - DIN 3

M 4/6.D2.SBT

Spacing 6 mm + *0,05 (.238")*

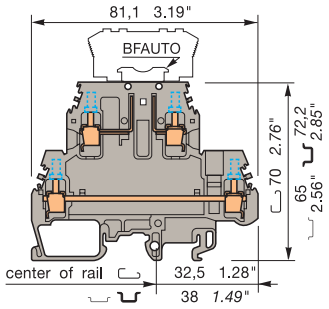

6 mm block equipped with 4 test sockets DIA 2 mm. Switch connection by polarized plug on upper deck, delivered separately. Lower circuit is a continuous feed through.

Colour		Type	Part number
Grey	□	**M 4/6.D2.SBT**	1SNA **115 702** R**2300**

M 4/8.D2.SB

Spacing 8 mm + *0,05 (.315")*

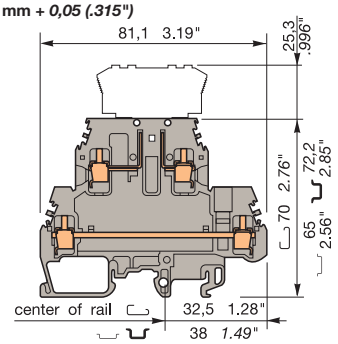

8 mm block for component holder plug. Switch connection on upper deck. Lower circuit is a continuous feed through.

Colour		Type	Part number
Grey	□	**M 4/8.D2.SB**	1SNA **115 608** R**0500**

End stop	th. 12 mm	**BADH**	1SNA **116 900** R**2700**
End stop	th. 9,1 mm	**BAMH**	1SNA **114 836** R**0000**
End stop	th. 9,1 mm	**BAMH**	1SNA **194 836** R**0100**
Rail	35 x 7,5 x 1	**PR3.Z2**	1SNA **174 300** R**1700**
Rail	35 x 15 x 2,3	**PR4**	1SNA **168 500** R**1200**
Rail	35 x 15 x 1,5	**PR5**	1SNA **168 700** R**2200**
Rail	32 x 15 x 1,5	**PR1.Z2**	1SNA **163 050** R**0400**

Other end stops, rails and accessories : see section on accessories.

Notes

The use of some accessories may decrease the block's voltage rating. For more information, consult us.

Characteristics

wirer size		IEC NFC DIN	UL	CSA
Screw clamp	Rigid	0,5-4 mm²		
	Flexible	0,5-4 mm²		

Voltage			
rated	250 V(5)		
Impulse withstand	4 kV		
Pollution degree	3		

Current			
Nominale	10 A		

Wire size			
Rated	4 mm² / A4		

Wire stripping length (screw)	Recommanded screwdriver(screw)	Recommanded torque (screw)	Protection
9,5 mm .374 "	4 mm .157"	0,5-0,6 Nm 4.4-5.3 lb.in	IP 20 NEMA 1

Characteristics

wirer size		IEC NFC DIN	UL	CSA
Screw clamp	Rigid	0,5-4 mm²		
	Flexible	0,5-4 mm²		

Voltage			
rated	250 V(5)		
Impulse withstand	4 kV		
Pollution degree	3		

Current			
Nominale	10 A		

Wire size			
Rated	4 mm² / A4		

Wire stripping length (screw)	Recommanded screwdriver(screw)	Recommanded torque (screw)	Protection
9,5 mm .374 "	4 mm .157"	0,5-0,6 Nm 4.4-5.3 lb.in	IP 20 NEMA 1

Accessories

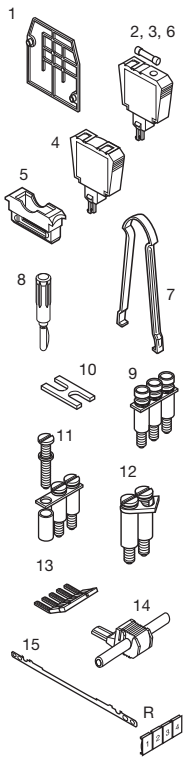

		Type			Part numbers	Type			Part numbers
1	End section grey	FEMS6D		th. 1 mm	1SNA **116 591** R**0500**	FEM8D1		th. 2 mm	1SNA **116 656** R**2500**
2	Short circuit plug(6)	BNC62		th. 6 mm	1SNA **116 853** R**1300**				
3	Plug with solder tags and screw(6)	BNSV62			1SNA **116 854** R**1400**				
4	Component holder plug					BNF A8	grey	th. 7,9 mm	1SNA **116 852** R**1200**
5	Fuse-holder plug for car manufact.(6)	BFAUTO		black	1SNA **299 486** R**2400**				
6	Fuse-holder plug (for fuses 5x20 or 5x25)	BNF652		th. 6 mm	1SNA **116 998** R**1500**				
	BNF652 with LED 24 V AC/DC	BNF652 D (4)		th. 6 mm	1SNA **116 999** R**1600**				
	BNF652 with LED 48 V AC/DC	BNF652 D1(4)		th. 6 mm	1SNA **116 966** R**1400**				
	BNF652 with neon 110/230 VAC/DC(6)	BNF652 L (4)		th. 6 mm	1SNA **116 967** R**1500**				
7	Plug extractor	EXBN2			1SNA **171 018** R**2000**				
8	Test plug	FC2		DIA. 2 mm	1SNA **007 865** R**2600**				
9	Assembled jumper bar (without IP20 protection)	BJMI6D (1)(2)	32 A	2 poles	1SNA **179 668** R**2000**	BJMI8		2 poles	1SNA **176 669** R**1600**
		BJMI6D (1)(2)	32 A	3 poles	1SNA **179 669** R**2100**	BJMI8		3 poles	1SNA **176 670** R**1300**
		BJMI6D (1)(2)	32 A	4 poles	1SNA **179 670** R**2600**	BJMI8		4 poles	1SNA **176 671** R**0000**
		BJMI6D (1)(2)	32 A	5 poles	1SNA **179 671** R**1300**	BJMI8		5 poles	1SNA **176 672** R**0100**
		BJMI6D (1)(2)	32 A	10 poles	1SNA **179 672** R**1400**	BJMI8		10 poles	1SNA **176 673** R**0200**
10	Connector plate	EL6	35 A		1SNA **173 627** R**2100**				
11	Jumper bar Post + screw + washer	BJS61 (1)(2)(3)	32 A	10 poles	1SNA **168 485** R**2700**	BJS8 (3)		20 poles	1SNA **174 789** R**0500**
		EV6D			1SNA **168 400** R**1600**				
12	Pivoting jumper bar	BJP61	35 A		1SNA **167 225** R**2000**	BJP82	50 A		1SNA **163 169** R**0400**
13	Comb-type jumper bar 35 A	PC61	35 A	10 poles	1SNA **163 311** R**2200**				
14	IDC jumper	AD2,5	24 A		1SNA **114 205** R**2000**				
15	Shield connector	CBD2S			1SNA **178 408** R**1400**				
R	See section on markers marking method	RC65 - RC610 Block sides		RC610 on plug		RC810 Block sides		RC610 on plug	

Note : (1) Use of these accessories requires the user to cut out the partition. (2) For lower deck only. (3) For other numbers of poles, see accessories. (4) Leakage current : - with LED 24V or 48V : < 1,6 mA - with neon lamp 110 or 230V AC/DC : < 0,5 mA. (5) Insulation voltage - operating voltage : according to fuse. (6) See selection guide for plug size and fuse type to use.

Switch terminal blocks with plug

Screw clamp

DIN 1 - DIN 3

End stop		th. 9 mm	**BADL**	1SNA **399 903** R02**00**
End stop		th. 10 mm	**BAM2**	1SNA **206 351** R16**00**
End stop		th. 10 mm	**BAR**	1SNA **164 338** R06**00**
Rail		35 x 7,5 x 1	**PR3.Z2**	1SNA **174 300** R17**00**
Rail		35 x 15 x 2,3	**PR4**	1SNA **168 500** R12**00**
Rail		35 x 15 x 1,5	**PR5**	1SNA **168 700** R22**00**
Rail		32 x 15 x 1,5	**PR1.Z2**	1SNA **163 050** R04**00**

Other end stops, rails and accessories : see section on accessories.

Notes

The use of some accessories may decrease the block's voltage rating. For more information, consult us.

M 4/6.S

Spacing 6 mm + *0,05 (.238")*

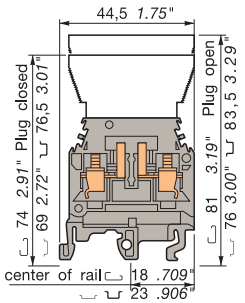

6 mm block - switch connection by polarized plug (delivered separately).

Colour		Type	Part numbers
Grey	□	**M 4/6.S**	1SNA **115 213** R10**00**

Characteristics

Wire size

		IEC NFC DIN	UL	CSA
Screw	Rigid	0,5-4 mm²	22-10 AWG	
	Flexible	0,5-4 mm²	22-10 AWG	

Voltage

Rated	160 V(5)	600 V	
Impulse withstand	2,5 kV		
Pollution degree	3		

Current

Rated	10 A	10 A	

Wire size

Rated / Gauge	4 mm² / A4	10 AWG	

Wire stripping length	Recomm. screwdriver	Recomm. torque	Protection
9,5 mm *.374 "*	4 mm *.157"*	0,5-0,8 Nm *4.4-7.1 lb.in*	IP 20 *NEMA 1*

M 6/8.S

Spacing 8 mm - *0,05 (.315")*

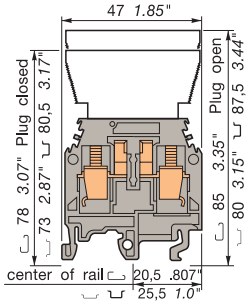

8 mm block - switch connection by polarized plug (delivered separately).

Colour		Type	Part numbers
Grey	□	**M 6/8.S**	1SNA **115 234** R15**00**

Characteristics

Wire size

		IEC NFC DIN	UL	CSA
Screw	Rigid	0,5-10 mm²	22-8 AWG	
	Flexible	0,5-6 mm²	22-8 AWG	

Voltage

Rated	160 V(5)	600 V	
Impulse withstand	2,5 kV		
Pollution degree	3		

Current

Rated	16 A	20 A	

Wire size

Rated / Gauge	6 mm² / A5	8 AWG	

Wire stripping length	Recomm. screwdriver	Recomm. torque	Protection
12 mm *.472 "*	4-5 mm *.157" - .197"*	0,8-1 Nm *7.1-8.9 lb.in*	IP 20 *NEMA 1*

Accessories

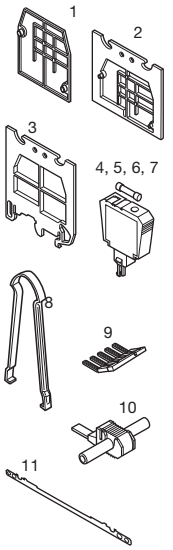

		Type			Part numbers	Type			Part numbers
1	End section grey	FEM6		th. 2,8 mm	1SNA **118 368** R16**00**	FEM8		th. 3 mm	1SNA **113 373** R26**00**
2	Separator end section (block)	SCF6		th. 3 mm	1SNA **118 707** R03**00**				
3	Separator end section (rail)	SCFM6		th. 3 mm	1SNA **114 825** R05**00**	SCFM6		th. 3 mm	1SNA **114 825** R05**00**
4	Plug with solder tags (4)	BNS6 (1)			1SNA **113 240** R05**00**	BNS8 (2)			1SNA **113 794** R15**00**
5	Plug with solder tags and screws (4)	BNSV6			1SNA **114 348** R06**00**	BNSV8			1SNA **114 349** R07**00**
6	Plug equipped with a diode (1N 4007)	BNS6DD1		▶|	1SNA **103 273** R01**00**				
		BNS6DG1		|◀	1SNA **103 275** R03**00**				
7	Fuse-holder plug (for fuses 5x20 or 5x25) (4)					BNF5			1SNA **113 795** R16**00**
8	Plug extractor	EXBN2			1SNA **171 018** R20**00**	EXBN2			1SNA **171 018** R20**00**
9	Comb type jumper bar	PC61	35 A	10 poles	1SNA **163 311** R22**00**	PC8 (3)	50 A	10 poles	1SNA **163 313** R24**00**
10	IDC jumper	AD2,5	24 A		1SNA **114 205** R20**00**				
11	Shield connector	CBM5		th. 0,5 mm	1SNA **178 745** R14**00**				
		CBM8		th. 0,8 mm	1SNA **178 746** R15**00**				

R See section on markers marking method

RC65 - RC610 Sides of block

RC810 Sides of block

Note : (1) Soldered connection max. 23 x 8 - thickness 4 mm. (2) Soldered connection max. 23 x 8 - thickness 6 mm. (3) For other pole numbers, see accessories. (4) See choice guide for dimensions of the plug and types of fuses to be used. (5) Insulation voltage - use voltage : according fuse.

Notes

Heavy duty switch terminal blocks with push-turn knob

Screw clamp

DIN 1 - DIN 3

End stop	th. 9 mm	**BADL**	1SNA **399 903** R02**00**
End stop	th. 10 mm	**BAM2**	1SNA **206 351** R16**00**
End stop	th. 10 mm	**BAR**	1SNA **164 338** R06**00**
Rail	35 x 7,5 x 1	**PR3.Z2**	1SNA **174 300** R17**00**
Rail	35 x 15 x 2,3	**PR4**	1SNA **168 500** R12**00**
Rail	35 x 15 x 1,5	**PR5**	1SNA **168 700** R22**00**
Rail	32 x 15 x 1,5	**PR1.Z2**	1SNA **163 050** R04**00**

Other end stops, rails and accessories : see section on accessories.

Notes

The use of some accessories may decrease the block's voltage rating. For more information, consult us.

M 6/8.STP1

Spacing 8 mm - *0,05 (.315")*

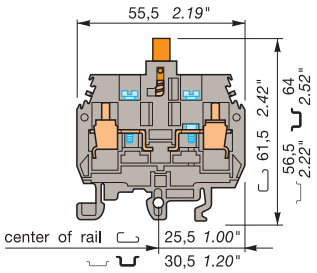

M 6/8.STP with an orange push-turn knob - Can be sealed in the open and closed position. Block equipped with 2 test sockets DIA. 4 mm / .16".

Colour	Type	Part numbers
Grey	**M 6/8.STP1**	1SNA **115 529** R15**00**

Characteristics

Wire size		NFC DIN	UL	CSA
Screw clamp	Rigid	0,5-10 mm²	22 - 8	8 AWG max.
	Flexible	0,5-6 mm²		8 AWG max.

Voltage			
Rated	500 V Gr.C		600 V
Impulse withstand			
Pollution degree			

Current			
Rated	15 A	40 A	15 A

Wire size			
Rated / Gauge	6 mm²		8 AWG

Wire stripping length	Recomm. screwdriver	Recomm. torque	Protection
11 mm *.433 "*	4 mm *.157"*	0,8-1 Nm *7,1-8,9 lb.in*	IP 10

M 6/8.STP2

Spacing 8 mm - *0,05 (.315")*

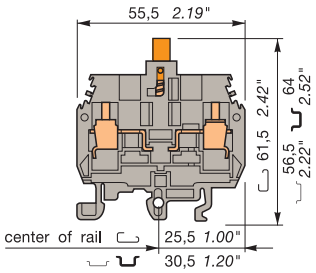

Switch connection by an orange push-turn knob (1/4 turn) which can be sealed in the open and closed position.

Colour	Type	Part numbers
Grey	**M 6/8.STP2**	1SNA **115 499** R10**00**

Characteristics

Wire size		NFC DIN	UL	CSA
Screw clamp	Rigid	0,5-10 mm²	22 - 8	8 AWG max.
	Flexible	0,5-6 mm²		8 AWG max.

Voltage			
Rated	500 V Gr.C		600 V
Impulse withstand			
Pollution degree			

Current			
Rated	15 A	40 A	15 A

Wire size			
Rated / Gauge	6 mm²		8 AWG

Wire stripping length	Recomm. screwdriver	Recomm. torque	Protection
11 mm *.433 "*	4 mm *.157"*	0,8-1 Nm *7,1-8,9 lb.in*	IP 10

Accessories

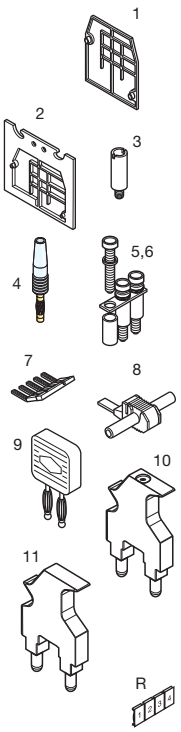

			Type		Part numbers	Type		Part numbers
1	End section	grey	FEMT1	th. 2,8 mm	1SNA **113 137** R02**00**	FEMT1	th. 2,8 mm	1SNA **113 137** R02**00**
2	Circuit separator	grey	SCFT1	th. 1 mm	1SNA **103 588** R26**00**	SCFT1	th. 1 mm	1SNA **103 588** R26**00**
3	Test socket					AL4-M3	DIA. 4 mm	1SNA **206 721** R01**00**
4	Test plug		FC4	DIA. 4 mm	1SNA **167 860** R01**00**	FC4 (1)	DIA. 4 mm	1SNA **167 860** R01**00**
5	Jumper bar not assembled	41 A				BJS8	2 poles	1SNA **164 581** R13**00**
		41 A				BJS8	3 poles	1SNA **164 582** R14**00**
		41 A				BJS8	4 poles	1SNA **164 583** R15**00**
		41 A				BJS8	5 poles	1SNA **164 737** R26**00**
		41 A						
		41 A				BJS8	20 poles	1SNA **174 789** R05**00**
6	Post + screw + washer IP20					EV6I		1SNA **206 394** R02**00**
7	Comb-type jumper bar	50 A	PC8	2 poles	1SNA **116 538** R17**00**	PC8	2 poles	1SNA **116 538** R17**00**
		50 A	PC8	3 poles	1SNA **116 539** R10**00**	PC8	3 poles	1SNA **116 539** R10**00**
		50 A	PC8	10 poles	1SNA **163 313** R24**00**	PC8	10 poles	1SNA **163 313** R24**00**
8	IDC jumper	24 A	AD2,5		1SNA **114 205** R20**00**	AD2,5		1SNA **114 205** R20**00**
9	Short circuiting plug (with two consecutive terminal blocks)		BP8.A4		1SNA **173 888** R20**00**	BP8.A4 (1)		1SNA **173 888** R20**00**
10	Short-circuiting plug with test socket DIA. 4 mm/.16"		BNSTP1	light ivory	1SNA **196 792** R17**00**	BNSTP1 (1)	light ivory	1SNA **196 792** R17**00**
			BNSTP1	grey	1SNA **196 793** R10**00**	BNSTP1 (1)	grey	1SNA **196 793** R10**00**
11	Short-circuiting plug without test		BNSTP2	red	1SNA **196 789** R24**00**	BNSTP2 (1)	red	1SNA **196 789** R24**00**
			BNSTP2	grey	1SNA **196 790** R21**00**	BNSTP2 (1)	grey	1SNA **196 790** R21**00**
R	See section on markers marking method		RC810	Sides of block		RC810	Sides of block	

Note : (1) For block equipped with AL4.

Heavy duty switch terminal blocks with push-turn knob

Screw clamp

DIN 1 - DIN 3

End stop		th. 9 mm	**BADL**	1SNA **399 903** R02**00**
End stop		th. 10 mm	**BAM2**	1SNA **206 351** R16**00**
End stop		th. 10 mm	**BAR**	1SNA **164 338** R06**00**
Rail		35 x 7,5 x 1	**PR3.Z2**	1SNA **174 300** R17**00**
Rail		35 x 15 x 2,3	**PR4**	1SNA **168 500** R12**00**
Rail		35 x 15 x 1,5	**PR5**	1SNA **168 700** R22**00**
Rail		32 x 15 x 1,5	**PR1.Z2**	1SNA **163 050** R04**00**

Other end stops, rails and accessories : see section on accessories.

Notes

The use of some accessories may decrease the block's voltage rating. For more information, consult us.

M 6/8.STP3

Spacing 8 mm - *0,05 (.315")*

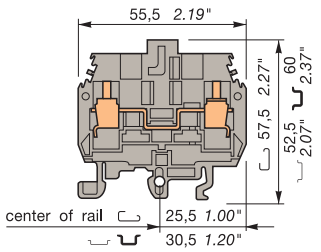

8 mm non disconnect terminal block.

Colour	Type	Part numbers
Grey	**M 6/8.STP3**	1SNA **115 500** R25**00**

Characteristics

Wire size

		NFC DIN	UL	CSA
Screw clamp	Rigid	0,5-10 mm²		8 AWG max.
	Flexible	0,5-6 mm²		8 AWG max.

Voltage

Rated	500 V Gr.C		600 V
Impulse withstand			
Pollution degree			

Current

Rated	46 A		15 A

Wire size

Rated / Gauge	6 mm²		8 AWG

Wire stripping length	Recomm. screwdriver	Recomm. torque	Protection
11 mm *.433 "*	4 mm *.157"*	0,8-1 Nm *7,1-8,9 lb.in*	IP 10

M 6/8.STP

Spacing 8 mm - *0,05 (.315")*

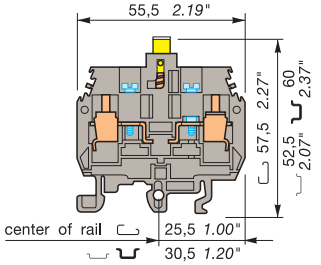

Switch connection by a yellow push-turn knob (1/4 turn), white on top, sealed in the open position. Block equipped with 2 test sockets DIA. 4 mm / .16".

Colour	Type	Part numbers
Grey	**M 6/8.STP**	1SNA **115 277** R20**00**

Characteristics

Wire size

		NFC DIN	UL	CSA
Screw clamp	Rigid	0,5-10 mm²	22-8 AWG	8 AWG max.
	Flexible	0,5-6 mm²	22-8 AWG	8 AWG max.

Voltage

Rated	500 V Gr.C	600 V	600 V
Impulse withstand			
Pollution degree			

Current

Rated	15 A	40 A	15 A

Wire size

Rated / Gauge	6 mm²	8 AWG	8 AWG

Wire stripping length	Recomm. screwdriver	Recomm. torque	Protection
11 mm *.433 "*	4 mm *.157"*	0,8-1 Nm *7,1-8,9 lb.in*	IP 10

Accessories

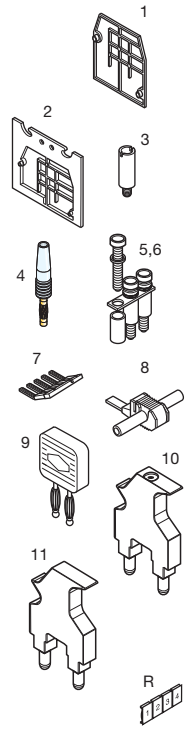

			Type		Part numbers	Type		Part numbers
1	End section	grey	FEMT1	th. 2,8 mm	1SNA **113 137** R02**00**	FEMT1	th. 2,8 mm	1SNA **113 137** R02**00**
2	Circuit separator	grey	SCFT1	th. 1 mm	1SNA **103 588** R26**00**	SCFT1	th. 1 mm	1SNA **103 588** R26**00**
3	Test socket		AL4-M3	DIA. 4 mm	1SNA **206 721** R01**00**			
4	Test plug		FC4 (1)	DIA. 4 mm	1SNA **167 860** R01**00**	FC4	DIA. 4 mm	1SNA **167 860** R01**00**
5	Jumper bar not assembled	41 A	BJS8	2 poles	1SNA **164 581** R13**00**			
		41 A	BJS8	3 poles	1SNA **164 582** R14**00**			
		41 A	BJS8	4 poles	1SNA **164 583** R15**00**			
		41 A	BJS8	5 poles	1SNA **164 737** R26**00**			
		41 A	BJS8	20 poles	1SNA **174 789** R05**00**			
6	Post + screw + washer IP20		EV6I		1SNA **206 394** R02**00**			
7	Comb-type jumper bar	50 A	PC8	2 poles	1SNA **116 538** R17**00**	PC8	2 poles	1SNA **116 538** R17**00**
		50 A	PC8	3 poles	1SNA **116 539** R10**00**	PC8	3 poles	1SNA **116 539** R10**00**
		50 A	PC8	10 poles	1SNA **163 313** R24**00**	PC8	10 poles	1SNA **163 313** R24**00**
8	IDC jumper	24 A	AD2,5		1SNA **114 205** R20**00**	AD2,5		1SNA **114 205** R20**00**
9	Short circuiting plug (with two consecutive terminal blocks)		BP8.A4 (1)		1SNA **173 888** R20**00**	BP8.A4		1SNA **173 888** R20**00**
10	Short-circuiting plug with test socket DIA. 4 mm/.16"		BNSTP1 (1)	light ivory	1SNA **196 792** R17**00**	BNSTP1	light ivory	1SNA **196 792** R17**00**
			BNSTP1 (1)	grey	1SNA **196 793** R10**00**	BNSTP1	grey	1SNA **196 793** R10**00**
11	Short-circuiting plug without test		BNSTP2 (1)	red	1SNA **196 789** R24**00**	BNSTP2	red	1SNA **196 789** R24**00**
			BNSTP2 (1)	grey	1SNA **196 790** R21**00**	BNSTP2	grey	1SNA **196 790** R21**00**
R	See section on markers marking method		RC810	Sides of block		RC810	Sides of block	

Note : (1) For block equipped with AL4.

Terminal blocks for metering circuits

Screw clamp

DIN 1 - DIN 3



End stop		th. 9 mm	**BADL**	1SNA **399 903** R02**00**
End stop		th. 10 mm	**BAM2**	1SNA **206 351** R16**00**
End stop		th. 10 mm	**BAR**	1SNA **164 338** R06**00**
Rail		35 x 7,5 x 1	**PR3.Z2**	1SNA **174 300** R17**00**
Rail		35 x 15 x 2,3	**PR4**	1SNA **168 500** R12**00**
Rail		35 x 15 x 1,5	**PR5**	1SNA **168 700** R22**00**
Rail		32 x 15 x 1,5	**PR1.Z2**	1SNA **163 050** R04**00**

Other end stops, rails and accessories : see section on accessories.

Notes

The use of some accessories may decrease the block's voltage rating. For more information, consult us. Metering is carried out easily by means of a plug connected to a metering instrument without disturbing the wiring.

M 4/6.ST

Spacing 6 mm *(.236")*

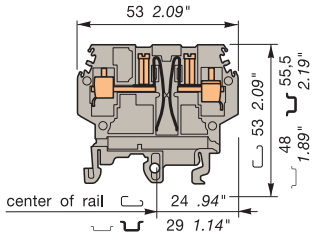

Standard terminal block delivered without plug.

Colour		Type	Part numbers
Tinned contact blades			
Grey	□	**M 4/6.ST.Sn**	1SNA **115 313** R14**00**
Beige	□	**M 4/6.ST.Sn**	1SNA **195 313** R15**00**
Gold contact blades (2)			
Grey	□	**M 4/6.ST.Au**	1SNA **115 314** R15**00**
Beige	□	**M 4/6.ST.Au**	1SNA **195 314** R16**00**

Characteristics

Wire size		NFC DIN	UL	CSA
Screw clamp	Rigid	0,5-4 mm²	22-12 AWG	22-12 AWG
	Flexible	0,5-4 mm²	22-12 AWG	22-12 AWG
Crimped (plug)		0,22 to 2,5 mm² according to pin 24-12 AWG		

Voltage			
Rated	500 V Gr.C	300 V	150 V
Impulse withstand			
Pollution degree			

Current			
Rated	5 A (1)	10 A	5 A

Wire size			
Rated / Gauge	4 mm²	12 AWG	12 AWG

Wire stripping length	Recomm. screwdriver	Recomm. torque	Protection
9,5 mm .374 "	4 mm .157"	0,5-0,8 Nm 4,4-7,1 lb.in	

M 4/8,5.STI

Spacing 8,5 mm *(.335")*

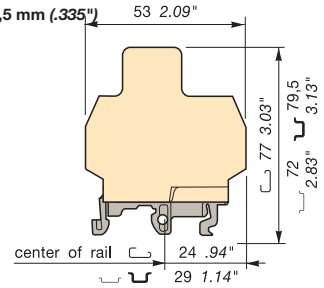

M 4/6.ST block equipped with a keyed end section recommended for "current" circuits. Delivered without plug.

Colour		Type	Part numbers
Tinned contact blades			
Grey	□	**M 4/8,5.STI.Sn**	1SNA **115 315** R16**00**
Gold contact blades (2)			
Grey	□	**M 4/8,5.STI.Au**	1SNA **115 316** R17**00**

Characteristics

Wire size		NFC DIN	UL	CSA
Screw clamp	Rigid	0,5-4 mm²		22-12 AWG
	Flexible	0,5-4 mm²		22-12 AWG
Crimped (plug)		0,22 to 2,5 mm² according to pin 24-12 AWG		

Voltage			
Rated	500 V Gr.C		150 V
Impulse withstand			
Pollution degree			

Current			
Rated	5 A (1)		5 A

Wire size			
Rated / Gauge	4 mm²		12 AWG

Wire stripping length	Recomm. screwdriver	Recomm. torque	Protection
9,5 mm .374 "	4 mm .157"	0,5-0,8 Nm 4,4-7,1 lb.in	

Accessories

		Type			Part numbers	Type			Part numbers
1	**1** End section grey	FEMT3		th. 2,5 mm	1SNA **114 328** R22**00**				
	beige	FEMT3		th. 2,5 mm	1SNA **194 328** R23**00**				
2	**2** Plug	BNT1	(3)	red	1SNA **199 135** R17**00**				
		BNT2	(3)	grey	1SNA **114 329** R23**00**				
		BNT3	(3)	green	1SNA **199 136** R10**00**	BNT3	green		1SNA **199 136** R10**00**
3	**3** Assembly key for plugs	CVABM	(3)		1SNA **183 436** R05**00**				
4	**4** Crimped pins								
	24-20 AWG 0,22 to 0,5 mm²	BRC	(3)		1SNA **174 558** R05**00**	BRC	(3)		1SNA **174 558** R05**00**
	18 AWG 1 mm²	BRC	(3)		1SNA **173 906** R22**00**	BRC	(3)		1SNA **173 906** R22**00**
	16 AWG 1,5 mm²	BRC	(3)		1SNA **173 907** R23**00**	BRC	(3)		1SNA **173 907** R23**00**
	14 AWG 2,5 mm²	BRC	(3)		1SNA **173 908** R04**00**	BRC	(3)		1SNA **173 908** R04**00**
	12 AWG 4 mm²	BRC	(3)		1SNA **174 601** R01**00**	BRC	(3)		1SNA **174 601** R01**00**
5	**5** Crimping tool for BRC	PSC	(3)		1SNA **173 181** R13**00**	PSC	(3)		1SNA **173 181** R13**00**
6	**6** Comb-type jumper bar	PC61	35 A	10 poles	1SNA **163 311** R22**00**				
7	**7** IDC jumper	AD2,5			1SNA **114 205** R20**00**	AD2,5			1SNA **114 205** R20**00**
9	**9** Assembled jumper bar (with IP20 protection) 57 A								
	57 A								
	57 A								
	57 A								
	57 A								
10	**10** Shield connector	CBM5		th. 0,5 mm	1SNA **178 745** R14**00**	CBM5		th. 0,5 mm	1SNA **178 745** R14**00**
		CBM8		th. 0,8 mm	1SNA **178 746** R15**00**	CBM8		th. 0,8 mm	1SNA **178 746** R15**00**
R	**R** See section on markers marking method	RC65 - RC610				RC65 - RC610			

Note : (1) Maximum withstand current : 30 A - 1 second. (2) With gold contact blades (Au-Ni) low level use : current min. = 1 mA - voltage min. = 1 V. (3) Use AMP 47 386 crimping tool for 24-22 AWG conductors and AMP 47 387 for 16 AWG and larger conductors. For crimping and assembly data : see section on modular test connectors.

M 10/10.ST.Sn

Spacing 10 mm *(.394")*

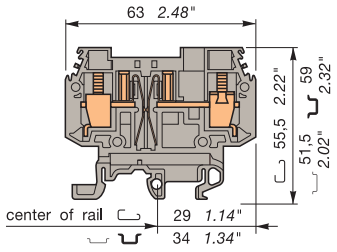

Standard terminal block delivered without plug.

Colour	Type	Part numbers
Tinned contact blades		
Grey	**M 10/10.ST.Sn**	1SNA **115 539** R**1700**
Beige	**M 10/10.ST.Sn**	1SNA **195 539** R**1000**

Characteristics

Wire size

		NFC DIN	UL	CSA
Screw clamp	Rigid	0,5-16 mm²		20-8 AWG
	Flexible	0,5-10 mm²		20-8 AWG

Voltage

Rated	500 V Gr.C		300 V
Impulse withstand			
Pollution degree			

Current

Rated	15 A (1)		10 A

Wire size

Rated / Gauge	10 mm²		8 AWG

Wire stripping length	Recomm. screwdriver	Recomm. torque	Protection
12 mm *.472"*	5,5-6 mm *.217" - .236"*	1,2-1,4 Nm *10.6-12.3 lb.in*	

Type			Part numbers
FEMT5		th. 2,5 mm	1SNA **116 781** R**1300**
FEMT5		th. 2,5 mm	1SNA **196 781** R**1400**
BNT1		red	1SNA **199 135** R**1700**
BNT2		grey	1SNA **114 329** R**2300**
BNT3		green	1SNA **199 136** R**1000**
CVABM1			1SNA **116 783** R**1500**
BRC	(2)		1SNA **174 558** R**0500**
BRC	(2)		1SNA **173 906** R**2200**
BRC	(2)		1SNA **173 907** R**2300**
BRC	(2)		1SNA **173 908** R**0400**
BRC	(2)		1SNA **174 601** R**0100**
PSC	(2)		1SNA **173 181** R**1300**
PC10	70 A	10 poles	1SNA **163 315** R**2600**
AD2,5	24 A		1SNA **114 205** R**2000**
BJMI10	57 A	5 poles	1SNA **176 678** R**1700**
BJMI10	57 A	4 poles	1SNA **176 677** R**0600**
BJMI10	57 A	3 poles	1SNA **176 676** R**0500**
BJMI10	57 A	2 poles	1SNA **176 675** R**0400**
BJMI10	57 A	10 poles	1SNA **176 679** R**1000**
CBM5		th. 0,5 mm	1SNA **178 745** R**1400**
CBM8		th. 0,8 mm	1SNA **178 746** R**1500**

RC55 - RC510 RC1010

M 10/12,5.STI.Sn

Spacing 12,5 mm *(.492")*

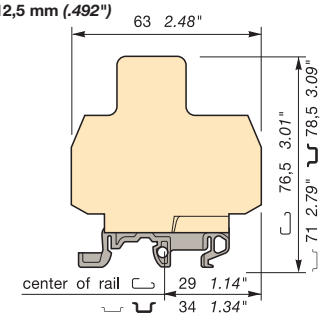

M 10/10.ST-Sn block equipped with a keyed end section recommended for "current" circuits. Delivered without plug.

Colour	Type	Part numbers
Tinned contact blades		
Grey	**M 10/12,5.STI.Sn**	1SNA **115 540** R**2400**

Characteristics

Wire size

		NFC DIN	UL	CSA
Screw clamp	Rigid	0,5-16 mm²		20-8 AWG
	Flexible	0,5-10 mm²		20-8 AWG

Voltage

Rated	500 V Gr.C		300 V
Impulse withstand			
Pollution degree			

Current

Rated	15 A (1)		10 A

Wire size

Rated / Gauge	10 mm²		8 AWG

Wire stripping length	Recomm. screwdriver	Recomm. torque	Protection
12 mm *.472"*	5,5-6 mm *.217" - .236"*	1,2-1,4 Nm *10.6-12.3 lb.in*	

Type			Part numbers
BNT3		green	1SNA **199 136** R**1000**
CVABM1			1SNA **116 783** R**1500**
BRC	(2)		1SNA **174 558** R**0500**
BRC	(2)		1SNA **173 906** R**2200**
BRC	(2)		1SNA **173 907** R**2300**
BRC	(2)		1SNA **173 908** R**0400**
BRC	(2)		1SNA **174 601** R**0100**
PSC	(2)		1SNA **173 181** R**1300**
AD2,5	24 A		1SNA **114 205** R**2000**
CBM5		th. 0,5 mm	1SNA **178 745** R**1400**
CBM8		th. 0,8 mm	1SNA **178 746** R**1500**

RC65 - RC610 RC1010

Note : (1) Maximum withstand current.
(2) Crimping and assembly : see section on modular connectors.

Utilization of plug

Number of operations : 200

On request, the plugs can be replaced by an insertable printed circuit for diagnosis testing.

BNT1 ("voltage" plug)
Red "Break before make" 1SNA **199 135** R**1700**

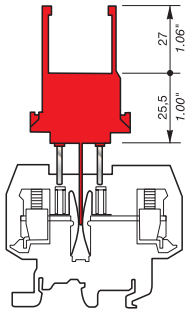

1st step : the plug cuts the circuit.
2nd step : the test circuit connection is made.

BNT2 ("polarity" plug)
Grey 1SNA **114 329** R**2300**

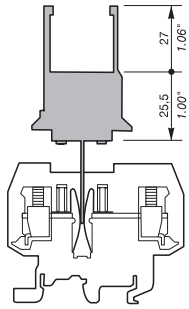

Plug not equipped with pins cuts the circuit.

BNT3 ("current" plug)
Green "Make before break" 1SNA **199 136** R**1000**

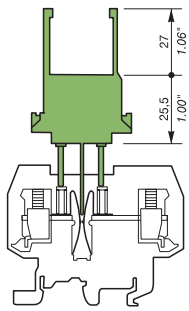

1st step : the test circuit is established.
2nd step : the plug opens the circuit.

Terminal blocks for test circuits

Screw clamp

DIN 1 - DIN 3

End stop		th. 9 mm	**BADL**	1SNA **399 903** R0200
End stop		th. 10 mm	**BAM2**	1SNA **206 351** R1600
End stop		th. 10 mm	**BAR**	1SNA **164 338** R0600
Rail		35 x 7,5 x 1	**PR3.Z2**	1SNA **174 300** R1700
Rail		35 x 15 x 2,3	**PR4**	1SNA **168 500** R1200
Rail		35 x 15 x 1,5	**PR5**	1SNA **168 700** R2200
Rail		32 x 15 x 1,5	**PR1.Z2**	1SNA **163 050** R0400

Other end stops, rails and accessories : see section on accessories.

Notes

The use of some accessories may decrease the block's voltage rating. For more information, consult us. The terminal blocks of the M 6/8.ST series are called test blocks as their main function in current transformer circuits is to be able to test, measure, compare, change a protection or metering equipment without disturbing the circuits.

M 6/8.STA

Spacing 8 mm - *0,05 (.315")*

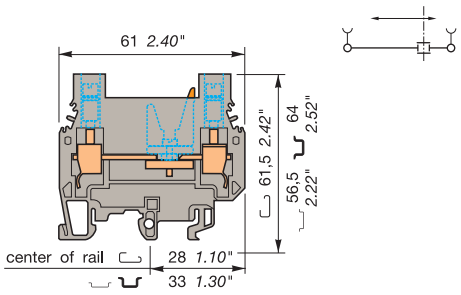

Switch connection by orange sliding link equipped with two test socket screws DIA. 4 mm / .16".

Colour		Type	Part numbers
Grey	□	**M 6/8.STA**	1SNA **115 359** R0200

Characteristics

Wire size

		NFC DIN	UL	CSA
Screw clamp	Rigid	0,5-10 mm²	22-8 AWG	
	Flexible	0,5-6 mm²	22-8 AWG	

Voltage

Rated	500 V Gr.C	600 V	
Impulse withstand			
Pollution degree			

Current

Rated	30 A	50 A	

Wire size

Rated / Gauge	6 mm² / A5	8 AWG	

Wire stripping length	Recomm. screwdriver	Recomm. torque (Test socket screw)	Protection
11 mm .43"	5,5 mm .217"	0,8-1 Nm 7.1-8.9 lb.in	

M 6/8.ST

Spacing 8 mm - *0,05 (.315")*

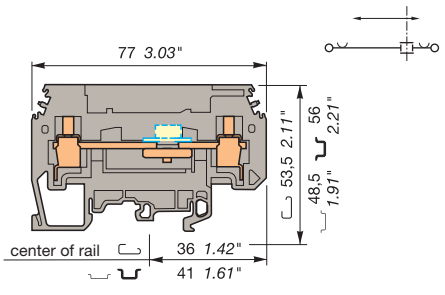

Switch connection by IP20 sliding link (yellow), to be operated with screwdriver.

Colour		Type	Part numbers
Grey	□	**M 6/8.ST**	1SNA **115 236** R1700

Characteristics

Wire size

		IEC NFC DIN	UL	CSA
Screw clamp	Rigid	0,5-10 mm²		18-8 AWG
	Flexible	0,5-6 mm²		18-8 AWG

Voltage

Rated	630 V		150 V
Impulse withstand			
Pollution degree			

Current

Rated	30 A		30 A

Wire size

Rated / Gauge	6 mm² / A5		8 AWG

Wire stripping length	Recomm. screwdriver	Recomm. torque (Screw clamp)	Protection
13 mm .51"	5 mm .197"	0,8-1 Nm 7.1-8.9 lb.in	

Accessories

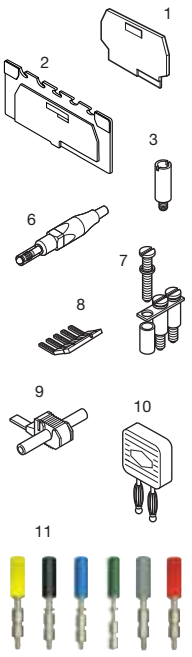

			Type			Part numbers
1	End section	grey	FEMSTA		th. 3 mm	1SNA **116 979** R2100
2	Separator end section	grey	FEMT4		th. 3 mm	1SNA **114 778** R0500
3	Test socket					
6	Test plug with IP20 mobile protection	red	FC4-1		DIA. 4 mm	1SNA **167 927** R1000
7	Jumper bar not assembled					
	Post + screw + washer					
8	Comb type jumper bar		PC8		2 poles	1SNA **116 538** R1700
			PC8		3 poles	1SNA **116 539** R1000
			PC8		4 poles	1SNA **116 540** R2500
			PC8		10 poles	1SNA **163 313** R2400
9	IDC jumper		AD2,5			1SNA **114 205** R2000
10	Short circuiting plug (with two consecutive terminal blocks)		BP8.A4			1SNA **173 888** R2000
11	Test socket IP20	Yellow				
		Black				
		Green				
		Grey				
		Blue				
		Red				
R	See section on markers marking method		RC810			

Sliding disconnect:
To be operated with screwdriver DIA 4 mm *(.16")*
Recommended coupling torque 0.4-0.6 Nm - *(3.5-5.3 lb.in)*

			Type			Part numbers
			FEMT2		th. 1 mm	1SNA **113 629** R2700
			SCFT2			1SNA **114 522** R0500
			AL4-M3		DIA. 4 mm	1SNA **206 721** R0100
			FC4-1		DIA. 4 mm	1SNA **167 927** R1000
			BJS8	(1)	15 poles	1SNA **174 788** R0400
			BJS8	(1)	20 poles	1SNA **174 789** R0500
			EV8S	(1)		1SNA **168 401** R0300
			PC8	(2)	2 poles	1SNA **116 538** R1700
			PC8	(2)	3 poles	1SNA **116 539** R1000
			PC8	(2)	4 poles	1SNA **116 540** R2500
			PC8	(2)	10 poles	1SNA **163 313** R2400
			AD2,5			1SNA **114 205** R2000
			BP8.A4			1SNA **173 888** R2000
			AJS9	(3)		1SNA **179 726** R0200
			AJS9-1	(3)		1SNA **206 680** R1500
			AJS9-2	(3)		1SNA **206 681** R0200
			AJS9-3	(3)		1SNA **206 682** R0300
			AJS9-4	(3)		1SNA **206 683** R0400
			AJS9-5	(3)		1SNA **206 720** R1400

Sliding disconnect:
To be operated with screwdriver DIA 3.5 mm *(.137")*
Recommended coupling torque 0.4-0.6 Nm - *(3.5-5.3 lb.in)*

RC810

Note : (1) Use of these accessories requires the user to cut out the partition.
(2) Other number of poles, consult-us.
(3) The test sockets AJS9 accept test plugs DIA. 4 mm isolated with permanent protection

Terminal blocks for test circuits

Screw clamp

DIN 1 - DIN 3

End stop		th. 9 mm	**BADL**	1SNA **399 903** R02**00**
End stop		th. 10 mm	**BAM2**	1SNA **206 351** R16**00**
End stop		th. 10 mm	**BAR**	1SNA **164 338** R06**00**
Rail		35 x 7,5 x 1	**PR3.Z2**	1SNA **174 300** R17**00**
Rail		35 x 15 x 2,3	**PR4**	1SNA **168 500** R12**00**
Rail		35 x 15 x 1,5	**PR5**	1SNA **168 700** R22**00**
Rail		32 x 15 x 1,5	**PR1.Z2**	1SNA **163 050** R04**00**

Other end stops, rails and accessories : see section on accessories.

Notes

The use of some accessories may decrease the block's voltage rating. For more information, consult us. The terminal blocks of the M 6/8.ST series are called test blocks as their main function in current transformer circuits is to be able to test, measure, compare, change a protection or metering equipment without disturbing the circuits.

M 6/8.ST1

Spacing 8 mm - *0,05 (.315")*

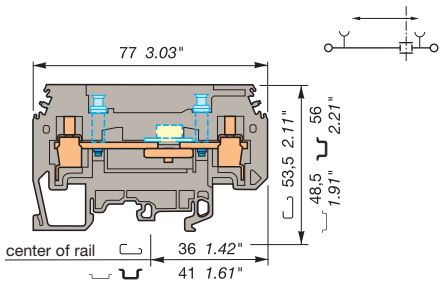

Switch connection by IP20 sliding link (yellow), to be operated with screwdriver, equipped with two test socket DIA. 4 mm / .16".

Colour	Type	Part numbers
Grey	**M 6/8.ST1**	1SNA **115 237** R10**00**

Characteristics

Wire size

		IEC NFC DIN	UL	CSA
Screw clamp	Rigid	0,5-10 mm²		18-8 AWG
	Flexible	0,5-6 mm²		18-8 AWG

Voltage

Rated	630 V		150 V
Impulse withstand			
Pollution degree			

Current

Rated	30 A		30 A

Wire size

Rated / Gauge	6 mm² / A5		8 AWG

Wire stripping length	Recomm. screwdriver	Recomm. torque (Test socket screw)	Protection
13 mm *.51"*	5 mm *.197"*	0,8-1 Nm *7.1-8.9 lb.in*	

M 6/8.ST7

Spacing 8 mm - *0,05 (.315")*

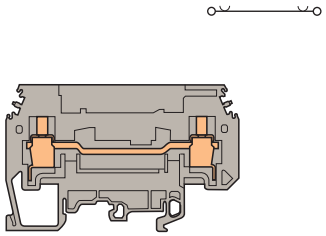

M 6/8.ST non interruptible (standard "feed-through" connection).

Colour	Type	Part numbers
Grey	**M 6/8.ST7**	1SNA **115 243** R26**00**

Characteristics

Wire size

		IEC NFC DIN	UL	CSA
Screw clamp	Rigid	0,5-10 mm²		18-8 AWG
	Flexible	0,5-6 mm²		18-8 AWG

Voltage

Rated	630 V		150 V
Impulse withstand			
Pollution degree			

Current

Rated	30 A		40 A

Wire size

Rated / Gauge	6 mm² / A5		8 AWG

Wire stripping length	Recomm. screwdriver	Recomm. torque (Screw clamp)	Protection
13 mm *.51"*	5 mm *.197"*	0,8-1 Nm *7.1-8.9 lb.in*	

Accessories

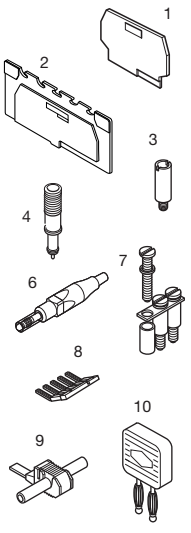

		Type			Part numbers	Type			Part numbers
1	End section grey	FEMT2		th. 1 mm	1SNA **113 629** R27**00**	FEMT2		th. 1 mm	1SNA **113 629** R27**00**
2	Separator end section grey	SCFT2			1SNA **114 522** R05**00**	SCFT2			1SNA **114 522** R05**00**
3	Test socket								
4	Test device					DCO		Orange	1SNA **173 060** R00**00**
6	Test plug red with IP20 mobile protection	FC4-1		DIA. 4 mm	1SNA **167 927** R10**00**				
7	Jumper bar not assembled					BJS8	(1)	15 poles	1SNA **174 788** R04**00**
						BJS8	(1)	20 poles	1SNA **174 789** R05**00**
	Post + screw + washer					EV8S	(1)		1SNA **168 401** R03**00**
8	Comb type jumper bar	PC8	(2)	2 poles	1SNA **116 538** R17**00**	PC8	(2)	2 poles	1SNA **116 538** R17**00**
		PC8	(2)	3 poles	1SNA **116 539** R10**00**	PC8	(2)	3 poles	1SNA **116 539** R10**00**
		PC8	(2)	4 poles	1SNA **116 540** R25**00**	PC8	(2)	4 poles	1SNA **116 540** R25**00**
		PC8	(2)	10 poles	1SNA **163 313** R24**00**	PC8	(2)	10 poles	1SNA **163 313** R24**00**
9	IDC jumper	AD2,5			1SNA **114 205** R20**00**	AD2,5			1SNA **114 205** R20**00**
10	Short circuiting plug (with two consecutive terminal blocks)	BP8.A4			1SNA **173 888** R20**00**				

Sliding disconnect:
To be operated with screwdriver DIA 3.5 mm *(.137")*
Recommended coupling torque 0.4-0.6 Nm - *(3.5-5.3 lb.in)*

R See section on markers marking method

RC810 RC810

Note : (1) Use of these accessories requires the user to cut out the partition.
(2) Other number of poles, consult-us.

Terminal blocks for test circuits

Screw clamp

DIN 1 - DIN 3



M 6/8.ST1.IP20

Spacing 8 mm - *0,05 (.315")*

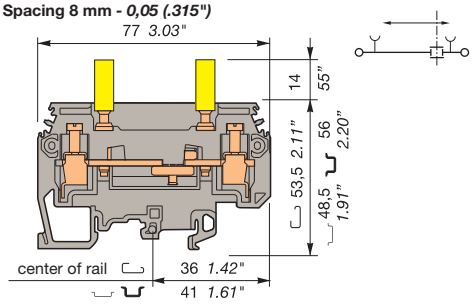

Switch connection by IP20 sliding link (yellow), to be operated by screwdriver, equipped with 2 IP20 test sockets Ø 4 mm / .16" (yellow).

CE

Colour		Type	Part numbers
Grey	□	**M 6/8.ST1.IP20**	1SNA **115 971** R**1**000

End stop	⊔	th. 9 mm	**BADL**	1SNA **399 903** R**02**00
End stop	⊔	th. 10 mm	**BAM2**	1SNA **206 351** R**16**00
End stop	⊏	th. 10 mm	**BAR**	1SNA **164 338** R**06**00
Rail	⊔	35 x 7,5 x 1	**PR3.Z2**	1SNA **174 300** R**17**00
Rail	⊔	35 x 15 x 2,3	**PR4**	1SNA **168 500** R**12**00
Rail	⊔	35 x 15 x 1,5	**PR5**	1SNA **168 700** R**22**00
Rail	⊏	32 x 15 x 1,5	**PR1.Z2**	1SNA **163 050** R**04**00

Other end stops, rails and accessories : see section on accessories.

Notes

*The use of some accessories may decrease the block's voltage rating. For more information, consult us. The terminal blocks of the **M 6/8.ST** series are called test blocks as their main function in current transformer circuits is to be able to test, measure, compare, change a protection or metering equipment without disturbing the circuits.*

The use of an insulated screwdriver is highly recommended during short-circuit or disconnect operations.

Characteristics

Wire size		IEC NFC DIN	UL	CSA
Screw clamp	Rigid	0,5-10 mm²		
	Flexible	0,5-6 mm²		

Voltage			
Rated	630 V		
Impulse withstand	8 kV		
Pollution degree	3		

Current			
Rated	30 A		

Wire size			
Rated / Gauge	6 mm² / A5		

Wire stripping length	Recomm. screwdriver	Recomm. torque (screw clamp)	Protection
13 mm *.51"*	3.5 mm *.138"*	0,8-1 Nm *7.1-8.9 lb.in*	

Accessories

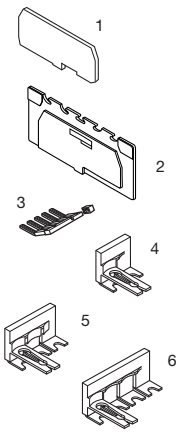

		Type		Part numbers
1	End section grey	FEMT2	th. 1 mm	1SNA **113 629** R**27**00
2	Separator end section beige	SCFT2	th. 3 mm	1SNA **114 522** R**05**00
3	Comb type jumper bar	PC8 (1)	10 poles	1SNA **163 313** R**24**00
4	Sliding switch bridge 2 poles	PCS2	IP 20	1SNA **199 871** R**21**00
5	Sliding switch bridge 3 poles	PCS3	IP 20	1SNA **199 872** R**22**00
6	Sliding switch bridge 4 poles	PCS4	IP 20	1SNA **199 870** R**04**00
8	Test Socket black	AJS9-1	DIA. 4 mm	1SNA **206 680** R**15**00
	green	AJS9-2	DIA. 4 mm	1SNA **206 681** R**02**00
	grey	AJS9-3	DIA. 4 mm	1SNA **206 682** R**03**00
	blue	AJS9-4	DIA. 4 mm	1SNA **206 683** R**04**00
	red	AJS9-5	DIA. 4 mm	1SNA **206 720** R**14**00
9	IDC jumper	AD2,5		1SNA **114 205** R**20**00

Sliding disconnect and test socket:
To be operated with screwdriver DIA 3.5 mm *(.137")*
Sliding disconnect:
Recommended coupling torque 0.4-0.6 Nm - *(3.5-5.3 lb.in)*
Test socket:
Recommended coupling torque 0.5-0.8 Nm - *(4.4-7.1 lb.in)*

R	See section on markers marking method	RC65 - RC610	RC810

Note : (1) Other number of poles, consult-us.
(2) The test sockets AJS9 accept test plugs DIA. 4 mm isolated with permanent protection

Terminal blocks for test circuits

Screw clamp

(applications)

Current measurement on energy circuit:

Ammeter positioning through the connection of the DIA. 4 mm test plugs on the block test sockets.
Disconnect unit opening.
Measuring.
Disconnect unit closing.
Ammeter removing.

Current circuit measurement

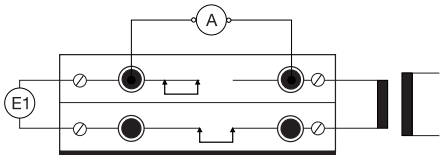

Short circuiting on current transformers secondary circuits

1 - Control equipment positioning through the connection of the DIA. 4 mm test plugs on the test sockets
2 - Short circuiting with PCS2 positioning (PCS2 maintained reliably in short-circuiting position with the test sockets screwing)
3 - Disconnect unit opening
Control equipment operation
Disconnect unit closing
Short circuit PCS2 removing
Control equipment removing

1SNA **115 971** R**10**00

+

1SNA **199 871** R**21**00

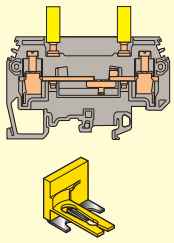

(PCS2)

Before test

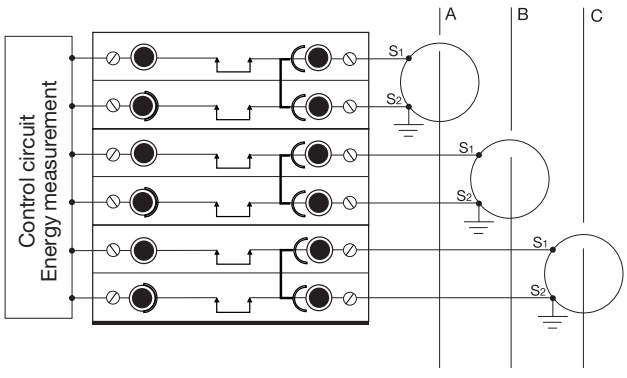

During test

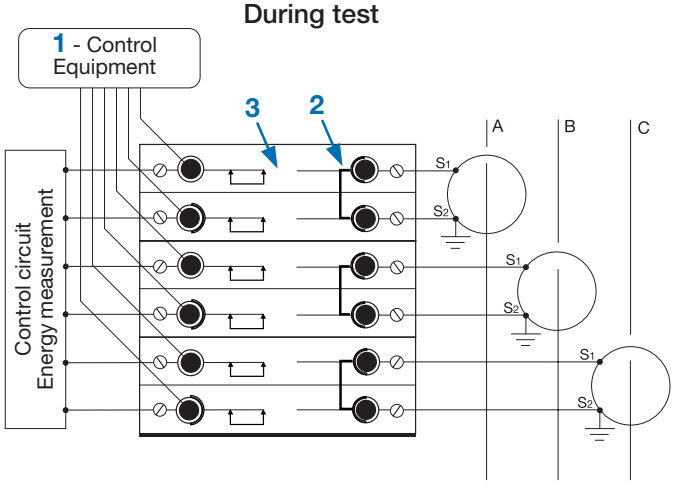

Terminal blocks for test circuits

Screw clamp

DIN 3

D 6/10.SNBTB2

Spacing 10 mm - *0,05 (.394")*

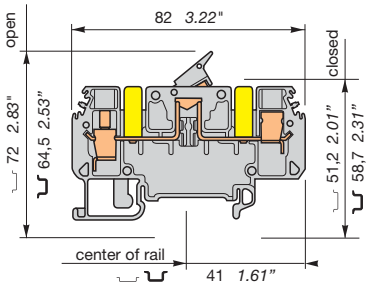

Disconnect terminal block fitted with 2 isolated test sockets compatible with all test plugs DIA 4 mm.

Colour	Type	Part numbers
Grey	**D 6/10.SNBTB2**	1SNA **115 929** R**1600**

Characteristics

Wire size

		IEC	UL	CSA
Screw clamp	Rigid	0,5-10 mm²		
	Flexible	0,5-6 mm²		

Voltage

Rated	500 V		
Impulse withstand	6 kV		
Pollution degree	3		

Current

Rated	15 A		

Wire size

Rated / Gauge	6 mm² / A5		

Wire stripping length	Recomm. screwdriver	Recomm. torque	Protection
12 mm *.47"*	4 mm *.157"*	0,8 Nm *7.1 lb.in*	IP 20 *NEMA 1*

D 6/10.SNBTB1

Spacing 10 mm - *0,05 (.394")*

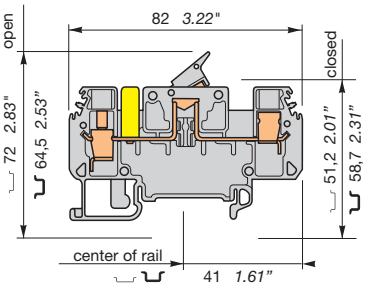

Disconnect terminal block fitted with 1 isolated test socket compatible with all test plugs DIA 4 mm.

Colour	Type	Part numbers
Grey	**D 6/10.SNBTB1**	1SNA **115 928** R**1500**

Characteristics

Wire size

		IEC	UL	CSA
Screw clamp	Rigid	0,5-10 mm²		
	Flexible	0,5-6 mm²		

Voltage

Rated	500 V		
Impulse withstand	6 kV		
Pollution degree	3		

Current

Rated	15 A		

Wire size

Rated / Gauge	6 mm² / A5		

Wire stripping length	Recomm. screwdriver	Recomm. torque	Protection
12 mm *.47"*	4 mm *.157"*	0,8 Nm *7.1 lb.in*	IP 20 *NEMA 1*

End stop	th. 9 mm	**BADL**	1SNA **399 903** R**0200**
End stop	th. 10 mm	**BAM2**	1SNA **206 351** R**1600**
End stop	th. 10 mm	**BAR**	1SNA **164 338** R**0600**
Rail	35 x 7,5 x 1	**PR3.Z2**	1SNA **174 300** R**1700**
Rail	35 x 15 x 2,3	**PR4**	1SNA **168 500** R**1200**
Rail	35 x 15 x 1,5	**PR5**	1SNA **168 700** R**2200**
Rail	32 x 15 x 1,5	**PR1.Z2**	1SNA **163 050** R**0400**

Other end stops, rails and accessories : see section on accessories.

Notes

Accessories

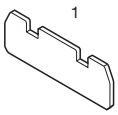

			Type		Part numbers
1	End section	grey	FED10S1	th. 2 mm	1SNA **215 999** R**2100**

R	See section on markers marking method	RC1010	RC1010

ESSAILEC® terminal blocks

The PREMIUM solution for testing the secondary circuits of current or voltage transformers.

ESSAILEC®, approved by the major electricity utilities, remains the premium choice for the energy market.

Implemented in the transformers secondary circuits, ESSAILEC® thanks to its intelligent "make before break" design eases and secures any intervention. Cutting the energy supply is avoided with zero risk for the operator.

The plug and socket connection cuts cost installation as well as in-situ wiring errors. ESSAILEC® is ideal for the wiring of sub-assemblies in the secondary circuits.

Testing :

The ESSAILEC® socket supplies energy to the protection or counting devices. The insertion of the test plug, which is connected to the measurement equipment, allows the testing of the devices, without perturbing the circuit.

ESSAILEC® blocks are well adapted to current or voltage measurement :

- Current sockets with make before break contacts and pre-wired test plug for current measures
- Voltage sockets with open contacts and pre-wired test plug for voltage measures
- Up to 4 ammeters or 4 voltmeters connected to the test plug

Distributing :

The ESSAILEC® plug is continuously mounted on the socket to supply current or voltage to secondary circuits sub assemblies. ESSAILEC® blocks extreme versatility allow :

- Safe current distribution with current socket with mobile contacts since the secondary circuit is not cut when plug is removed
- Voltage distribution with dedicated voltage socket with closed contact

Characteristics and benefits :

Great flexibility :

- Connection « plug and play »
- Panel, rail, rack fixed mounting or stand-alone connector
- Two wiring technologies, up to 10 mm²

Extreme reliability :

- Non symmetric blocks
- Coding accessories
- IP20 design
- Locking system
- Sealed cover
- Easy identification using colour codes

Current ESSAILEC® test blocks

Voltage ESSAILEC® test blocks

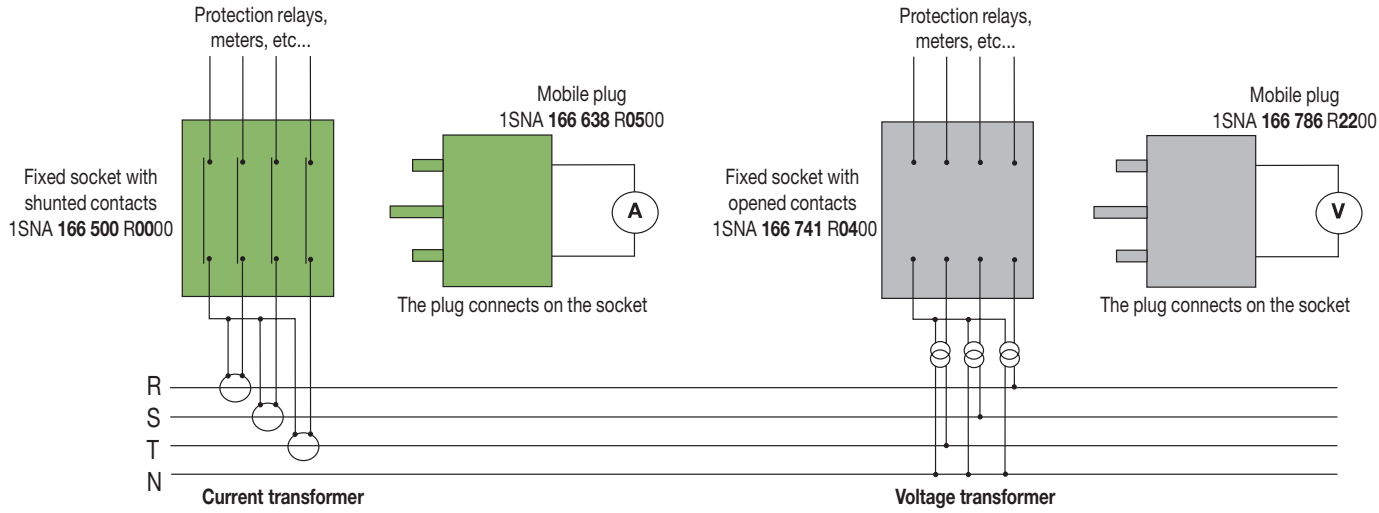

For technical characteristics and complete part numbers list, please ask for the ESSAILEC® catalog

Fuse holder terminal blocks

for 5 x 20 mm and 5 x 25 mm fuses

Screw clamp

DIN 1 - DIN 3



**Blocks with LED indicator are labeled "+" on the outside of the lever. The indicator can be reversed in the field if required.*

End stop		th. 9 mm	**BADL**	1SNA **399 903** R02**00**
End stop		th. 10 mm	**BAM2**	1SNA **206 351** R16**00**
End stop		th. 10 mm	**BAR**	1SNA **164 338** R06**00**
Rail		35 x 7,5 x 1	**PR3.Z2**	1SNA **174 300** R17**00**
Rail		35 x 15 x 2,3	**PR4**	1SNA **168 500** R12**00**
Rail		35 x 15 x 1,5	**PR5**	1SNA **168 700** R22**00**
Rail		32 x 15 x 1,5	**PR1.Z2**	1SNA **163 050** R04**00**

Other end stops, rails and accessories : see section on accessories.

Notes

The use of some accessories may decrease the block's voltage rating. For more information, consult us.

Block matching fuse terminal block M 4/8.SF for line, fuse applications

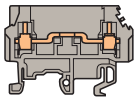

Type	*Part number*
M 4/8	1SNA **115 523** R07**00**

M 4/8.SF...

Spacing 8 mm *(.315")*

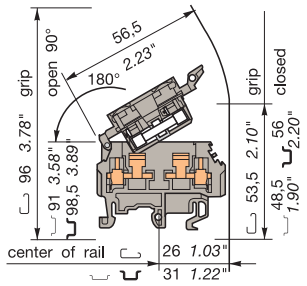

Standard 8 mm block.

Colour		Type	Part numbers
Grey	□	**M 4/8.SF**	1SNA **115 657** R25**00**
Orange	□	**M 4/8.SF2**	1SNA **105 135** R11**00**

Characteristics

Wire size

		IEC NFC DIN	UL	CSA
Screw clamp	Rigid	0,5-6 mm²	22-12 AWG	24-12 AWG
	Flexible	0,5-4 mm²	22-12 AWG	24-12 AWG

Voltage

Rated	630 V (1)	600 V (1)	250 V
Impulse withstand	8 kV		
Pollution degree	3		

Current

Rated	6,3 A	10 A	10 A

Wire size

Rated / Gauge	4 mm² / A4	12 AWG	12 AWG

Wire stripping length	Recomm. screwdriver	Recomm. torque	Protection
9,5 mm *.37"*	4 mm *.157"*	0,5-0,8 Nm *4.4-7.1 lb.in*	IP 20 (2) *NEMA 1*

M 4/8.SFT

Spacing 8 mm *(.315")*

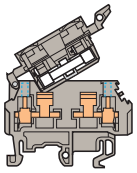

M 4/8.SF equipped with two test sockets DIA. 2 mm/.079".

Colour		Type	Part numbers
Grey	□	**M 4/8.SFT**	1SNA **115 662** R22**00**

Characteristics

Wire size

		IEC NFC DIN	UL	CSA
Screw clamp	Rigid	0,5-6 mm²	22-12 AWG	24-12 AWG
	Flexible	0,5-4 mm²	22-12 AWG	24-12 AWG

Voltage

Rated	400 V (1)	600 V (1)	250 V
Impulse withstand	4 kV		
Pollution degree	3		

Current

Rated	6,3 A	6,3 A	10 A

Wire size

Rated / Gauge	4 mm² / A4	12 AWG	12 AWG

Wire stripping length	Recomm. screwdriver	Recomm. torque	Protection
9,5 mm *.37"*	4 mm *.157"*	0,5-0,8 Nm *4.4-7.1 lb.in*	IP 20 (2) *NEMA 1*

Accessories

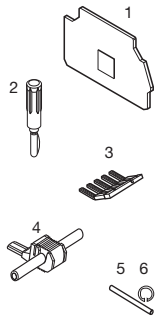

			Type		Part numbers	Type		Part numbers
1	End section	grey	FEM8S	th. 1,5 mm	1SNA **116 951** R15**00**	FEM8S	th. 1,5 mm	1SNA **116 951** R15**00**
		orange	FEM8S	th. 1,5 mm	1SNA **103 923** R15**00**	FEM8S	th. 1,5 mm	1SNA **103 923** R15**00**
		beige	FEM8S	th. 1,5 mm	1SNA **196 951** R16**00**	FEM8S	th. 1,5 mm	1SNA **196 951** R16**00**
2	Test plug					FC2	DIA. 2 mm	1SNA **007 865** R26**00**
3	Comb type jumper bar	35 A	PC81	10 poles	1SNA **173 523** R11**00**	PC81	10 poles	1SNA **173 523** R11**00**
4	IDC jumper		AD2,5		1SNA **114 205** R20**00**	AD2,5	DIA. 2 mm	1SNA **114 205** R20**00**
5	Assembly rod		TGA8	2 poles	1SNA **168 672** R11**00**	TGA8	2 poles	1SNA **168 672** R11**00**
				3 poles	1SNA **168 673** R12**00**		3 poles	1SNA **168 673** R12**00**
				4 poles	1SNA **168 674** R13**00**		4 poles	1SNA **168 674** R13**00**
6	Assembly ring		ANT		1SNA **168 675** R14**00**	ANT		1SNA **168 675** R14**00**
7	Fuses 5 x 20 mm	250 V	FU520	5 x 20		FU520	5 x 20	
				0,5 A	1SNA **008 288** R15**00**		0,5 A	1SNA **008 288** R15**00**
				1 A	1SNA **008 290** R13**00**		1 A	1SNA **008 290** R13**00**
				2 A	1SNA **008 291** R00**00**		2 A	1SNA **008 291** R00**00**
				3,15 A	1SNA **008 289** R16**00**		3,15 A	1SNA **008 289** R16**00**
				5 A	1SNA **008 292** R01**00**		5 A	1SNA **008 292** R01**00**
	Fuses 5 x 25 mm Fast acting according to DIN 41576.1	250 V	FU525	5 x 25		FU525	5 x 25	
				1,6 A	1SNA **167 546** R22**00**		1,6 A	1SNA **167 546** R22**00**
				2 A	1SNA **167 547** R23**00**		2 A	1SNA **167 547** R23**00**
				2,5 A	1SNA **167 548** R04**00**		2,5 A	1SNA **167 548** R04**00**
				4 A	1SNA **167 549** R05**00**		4 A	1SNA **167 549** R05**00**
				6,3 A	1SNA **167 550** R02**00**		6,3 A	1SNA **167 550** R02**00**
8	Disconnect link bar		CN5		1SNA **179 371** R16**00**	CN5		1SNA **179 371** R16**00**
R	See section on markers marking method		RC610 on grip	RC810 on side		RC610 on grip	RC810 on side	

Note : (1) Insulation voltage of terminal block - operating voltage : according to fuse.
(2) Protection index for closed block.

M 4/8.SF...

Spacing 8 mm *(.315")*

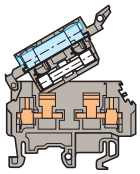

M 4/8.SF with fusion indicator.

Colour		Type	Part numbers
Diode LED 24/110 V (6)	□	**M 4/8.SFD3**	1SNA **115 935** R**0**400
Grey body neon lamp(3)	□	**M 4/8.SFL**	1SNA **115 661** R**2**100
Diode LED 24 V* (4)	□	**M 4/8.SFD**	1SNA **115 663** R**2**300
Diode LED 48 V* (4)	□	**M 4/8.SFD1**	1SNA **115 664** R**2**400
Diode LED 48 V (4)(5)	□	**M 4/8.SFD2**	1SNA **115 653** R**2**100

Characteristics

Wire size

		IEC NFC DIN	UL	CSA
Screw clamp	Rigid	0,5-6 mm²	22-12 AWG	24-12 AWG
	Flexible	0,5-4 mm²	22-12 AWG	24-12 AWG

Voltage			
Rated	400 V (1)	600 V (1)	250 V
Impulse withstand	4 kV		
Pollution degree	3		
Current			
Rated	6,3 A	10 A	10 A
Wire size			
Rated / Gauge	4 mm² / A4	12 AWG	12 AWG

Wire stripping length	Recomm. screwdriver	Recomm. torque	Protection
9,5 mm *.374"*	4 mm *.157"*	0,5-0,8 Nm *4.4-7.7 lb.in*	IP 20 (2) *NEMA 1*

Type			Part numbers
FEM8S		th. 1,5 mm	1SNA **116 951** R**1**500
FEM8S		th. 1,5 mm	1SNA **103 923** R**1**500
FEM8S		th. 1,5 mm	1SNA **196 951** R**1**600
PC81	35 A	10 poles	1SNA **173 523** R**1**100
AD2,5	24 A		1SNA **114 205** R**2**000
TGA8		2 poles	1SNA **168 672** R**1**100
		3 poles	1SNA **168 673** R**1**200
		4 poles	1SNA **168 674** R**1**300
ANT			1SNA **168 675** R**1**400
FU520		5 x 20	
		0,5 A	1SNA **008 288** R**1**500
		1 A	1SNA **008 290** R**1**300
		2 A	1SNA **008 291** R**0**000
		3,15 A	1SNA **008 289** R**1**600
		5 A	1SNA **008 292** R**0**100
FU525		5 x 25	
		1,6 A	1SNA **167 546** R**2**200
		2 A	1SNA **167 547** R**2**300
		2,5 A	1SNA **167 548** R**0**400
		4 A	1SNA **167 549** R**0**500
		6,3 A	1SNA **167 550** R**0**200

RC610 on grip RC810 on side

M 4/8.SF...T...

Spacing 8 mm *(.315")*

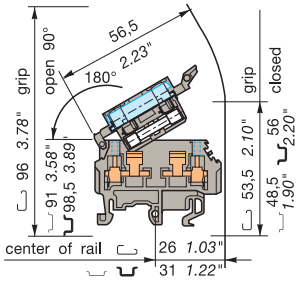

M 4/8.SF with fusion indicator equipped with 2 test sockets DIA. 2 mm/.079".

Colour		Type	Part numbers
Grey body neon lamp(3)	□	**M 4/8.SFLT**	1SNA **115 667** R**2**700
Diode LED 24 V* (4)	□	**M 4/8.SFDT**	1SNA **115 665** R**2**500
Diode LED 48 V* (4)	□	**M 4/8.SFDT1**	1SNA **115 666** R**2**600

Characteristics

Wire size

		IEC NFC DIN	UL	CSA
Screw clamp	Rigid	0,5-6 mm²	22-12 AWG	24-12 AWG
	Flexible	0,5-4 mm²	22-12 AWG	24-12 AWG

Voltage			
Rated	400 V (1)	600 V (1)	250 V
Impulse withstand	4 kV		
Pollution degree	3		
Current			
Rated	6,3 A	10 A	10 A
Wire size			
Rated / Gauge	4 mm² / A4	12 AWG	12 AWG

Wire stripping length	Recomm. screwdriver	Recomm. torque	Protection
9,5 mm *.374"*	4 mm *.157"*	0,5-0,8 Nm *4.4-7.1 lb.in*	IP 20 (2) *NEMA 1*

Type			Part numbers
FEM8S		th. 1,5 mm	1SNA **116 951** R**1**500
FEM8S		th. 1,5 mm	1SNA **103 923** R**1**500
FEM8S		th. 1,5 mm	1SNA **196 951** R**1**600
FC2		DIA. 2 mm	1SNA **007 865** R**2**600
PC81	35 A	10 poles	1SNA **173 523** R**1**100
AD2,5	24 A		1SNA **114 205** R**2**000
TGA8		2 poles	1SNA **168 672** R**1**100
		3 poles	1SNA **168 673** R**1**200
		4 poles	1SNA **168 674** R**1**300
ANT			1SNA **168 675** R**1**400
FU520		5 x 20	
		0,5 A	1SNA **008 288** R**1**500
		1 A	1SNA **008 290** R**1**300
		2 A	1SNA **008 291** R**0**000
		3,15 A	1SNA **008 289** R**1**600
		5 A	1SNA **008 292** R**0**100
FU525		5 x 25	
		1,6 A	1SNA **167 546** R**2**200
		2 A	1SNA **167 547** R**2**300
		2,5 A	1SNA **167 548** R**0**400
		4 A	1SNA **167 549** R**0**500
		6,3 A	1SNA **167 550** R**0**200

RC610 on grip RC810 on side

M 4/8.SN...

Spacing 8 mm *(.315")*

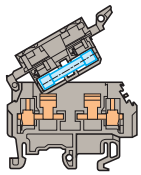

M 4/8.SF with disconnect link bar locked on grey grip.

Colour		Type	Part numbers
Grey	□	**M 4/8.SN1**	1SNA **115 660** R**0**400
Orange	□	**M 4/8.SN2**	1SNA **105 136** R**1**200

Characteristics

Wire size

		IEC NFC DIN	UL	CSA
Screw clamp	Rigid	0,5-6 mm²	22-12 AWG	24-12 AWG
	Flexible	0,5-4 mm²	22-12 AWG	24-12 AWG

Voltage			
Rated	630 V	600 V	250 V
Impulse withstand	8 kV		
Pollution degree	3		
Current			
Rated	6,3 A	10 A	10 A
Wire size			
Rated / Gauge	4 mm² / A4	12 AWG	12 AWG

Wire stripping length	Recomm. screwdriver	Recomm. torque	Protection
9,5 mm *.374"*	4 mm *.157"*	0,5-0,8 Nm *4.4-7.1 lb.in*	IP 20 (2) *NEMA 1*

Type			Part numbers
FEM8S		th. 1,5 mm	1SNA **116 951** R**1**500
FEM8S		th. 1,5 mm	1SNA **103 923** R**1**500
FEM8S		th. 1,5 mm	1SNA **196 951** R**1**600
PC81	35 A	10 poles	1SNA **173 523** R**1**100
AD2,5	24 A		1SNA **114 205** R**2**000
TGA8		2 poles	1SNA **168 672** R**1**100
		3 poles	1SNA **168 673** R**1**200
		4 poles	1SNA **168 674** R**1**300
ANT			1SNA **168 675** R**1**400

RC610 on grip RC810 on side

Note : (3) Fusion indicator : neon lamp 110-230 V. Leakage current with neon lamp : < 0,5 mA (110 V) / < 0,7 mA (230 V).
(4) Leakage current with LED 24 or 48 V : < 4,5 mA.
(5) Block delivered with - on open side. (6) Leakage current with LED 24 or 110 VAC : 0,5 mA at 24 V ; 2,2 mA at 110 V.

Fuse holder terminal blocks

for 5 x 20 mm and 5 x 25 mm fuses

Screw clamp

DIN 1 - DIN 3

M 4/8

Spacing 8 mm (.315")

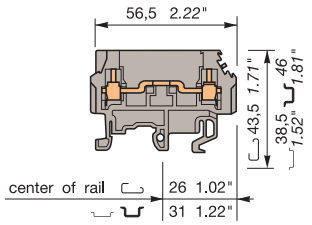

Terminal block compatible with fuse block M 4/8.SF

Colour	Type	Part number
Grey	**M 4/8**	1SNA **115 523** R**0700**

Characteristics

Wire size		NFC DIN	UL	CSA
Screw clamp	Rigid	0,2-4 mm²	22-12 AWG	
	Flexible	0,22-4 mm²	22-12 AWG	

Voltage			
Rated	500 V Gr.C	600 V	
Impulse withstand			
Pollution degree			

Current			
Rated	26 A	15 A	

Wire size			
Rated / Gauge	4 mm² / A4	12 AWG	

Wire strip. length	Recomm. screwdriver	Recomm. torque	Protection
9,5 mm	4 mm	0,5-0,8 Nm	IP 20
.37"	*.16"*	*4.4-7.1 lb.in*	*NEMA 1*

M 4/8.SN...

Spacing 8 mm (.315")

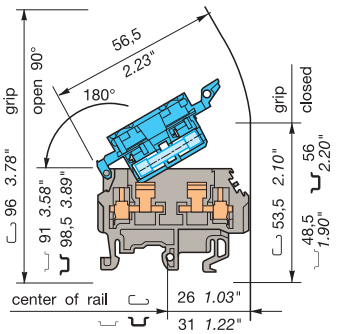

M 4/8.SF with disconnect link bar locked on blue grip, equipped with 2 test sockets DIA. 2 mm / .079"

Coulour	Type	Part numbers
Grey/Blue without test	**M 4/8.SN**	1SNA **115 659** R**0700**
Grey/Blue with test	**M 4/8.SNT**	1SNA **115 668** R**0000**

Characteristics

Wire size		IEC NFC DIN	UL	CSA
Screw clamp	Rigid	0,5-6 mm²	22-12 AWG	24-12 AWG
	Flexible	0,5-4 mm²	22-12 AWG	24-12 AWG

Voltage			
Rated	630 V (1)	600 V (1)	250 V
Impulse withstand	8 kV		
Pollution degree	3		

Current			
Rated	6,3 A	10 A	10 A

Wire size			
Rated / Gauge	4 mm² / A4	12 AWG	12 AWG

Wire stripping length	Recomm. screwdriver	Recomm. torque	Protection
9,5 mm	4 mm	0,5-0,8 Nm	IP 20 (2)
.37"	*.157"*	*4.4-7.1 lb.in*	*NEMA 1*

End stop	th. 9 mm	**BADL**	1SNA **399 903** R**0200**
End stop	th. 10 mm	**BAM2**	1SNA **206 351** R**1600**
End stop	th. 10 mm	**BAR**	1SNA **164 338** R**0600**
Rail	35 x 7,5 x 1	**PR3.Z2**	1SNA **174 300** R**1700**
Rail	35 x 15 x 2,3	**PR4**	1SNA **168 500** R**1200**
Rail	35 x 15 x 1,5	**PR5**	1SNA **168 700** R**2200**
Rail	32 x 15 x 1,5	**PR1.Z2**	1SNA **163 050** R**0400**

Other end stops, rails and accessories : see section on accessories.

Notes

The use of some accessories may decrease the block's voltage rating. For more information, consult us.

Accessories

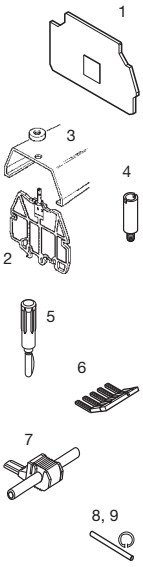

		Type	Part numbers	Type	Part numbers
1	End section grey / orange / beige	FEM8S (3)	th. 1,5 mm 1SNA **116 951** R**1500**	FEM8S (3) FEM8S (3) FEM8S (3)	th. 1,5 mm 1SNA **116 951** R**1500** th. 1,5 mm 1SNA **103 923** R**1500** th. 1,5 mm 1SNA **196 951** R**1600**
2	Separator end section grey / beige	SCFCV3 (3) SCFCV3 (3)	th. 3,0 mm 1SNA **116 796** R**1200** th. 3,0 mm 1SNA **196 796** R**1300**		
3	Protective cover	CPV3	(for SCFCV3...) 1SNA **176 817** R**1300**		
4	Test socket	AL2 AL3	DIA. 2,0 mm 1SNA **163 070** R**0000** DIA. 3,0 mm 1SNA **163 261** R**0000**		
5	Test plug	FC2	DIA. 2 mm 1SNA **007 865** R**2600**	FC2 (4)	DIA. 2 mm 1SNA **007 865** R**2600**
6	Comb-type jumper bar 35 A	PC81	10 poles 1SNA **173 523** R**1100**	PC81 35 A	10 poles 1SNA **173 523** R**1100**
7	IDC jumper	AD2,5	1SNA **114 205** R**2000**	AD2,5 24 A	1SNA **114 205** R**2000**
8	Assembly rod			TGA8	2 poles 1SNA **168 672** R**1100** 3 poles 1SNA **168 673** R**1200** 4 poles 1SNA **168 674** R**1300**
8	Assembly ring			ANT	1SNA **168 675** R**1400**

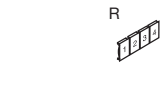

R See section on markers marking method

Side of block RC810 | RC610 on lever | RC810 on side

Note : (1) 400 V for M 4/8.SNT. (2) Protection index given for closed block.
(3) End sections and circuit separators snapped on rails.
(4) For M 4/8.SNT only.

Fuse holder terminal blocks
Double-deck
for 5 x 20 and 5 x 25 mm fuses
Screw clamp

DIN 1 - DIN 3

End stop		th. 12 mm	**BADH**	1SNA **116 900** R**2700**
End stop		th. 9,1 mm	**BAMH**	1SNA **114 836** R**0000**
End stop		th. 9,1 mm	**BAMH**	1SNA **194 836** R**0100**
Rail		35 x 7,5 x 1	**PR3.Z2**	1SNA **174 300** R**1700**
Rail		35 x 15 x 2,3	**PR4**	1SNA **168 500** R**1200**
Rail		35 x 15 x 1,5	**PR5**	1SNA **168 700** R**2200**
Rail		32 x 15 x 1,5	**PR1.Z2**	1SNA **163 050** R**0400**

Other end stops, rails and accessories : see section on accessories.

Notes

The use of some accessories may decrease the block's voltage rating. For more information, consult us.

** Blocks with LED indicator are labeled "+" on the outside of the lever. The indicator can be reversed in the field if required.*

M 4/8.D2.SF

Spacing 8 mm *(.315")*

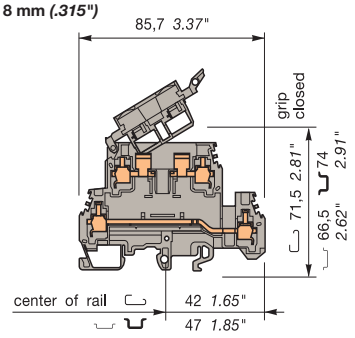

Standard block.

Colour		Type	Part numbers
Grey		**M 4/8.D2.SF**	1SNA **115 604** R**2100**
Beige		**M 4/8.D2.SF**	1SNA **195 604** R**2200**

Characteristics

Wire size		IEC NFC	IEC DIN	UL/CSA
Screw clamp	Rigid	0,5-6 mm²		24-12 AWG
	Flexible	0,5-4 mm²		24-12 AWG

Voltage		
Rated	630 V (7)	300 V (1)
Impulse withstand	8 kV	
Pollution degree	3	

Current		
Rated	6,3 A	20 A

Wire size		
Rated / Gauge	4 mm² / A4	12 AWG

Wire stripping length	Recomm. screwdriver	Recomm. torque	Protection
9,5 mm *.37"*	4 mm *.16"*	0,5-0,8 Nm *4.4-7.1 lb.in*	IP 20 *NEMA 1*

M 4/8.D2.SF...

Spacing 8 mm *(.315")*

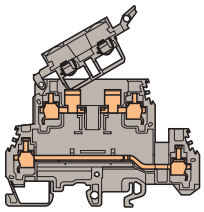

M 4/8.D2.SF with fusion indicator.

Colour		Type	Part numbers
Grey/LED 24/100 V (8)		**M 4/8.D2.SFD3**	1SNA **115 936** R**0500**
Grey/Neon 110-230 V (5)		**M 4/8.D2.SFL**	1SNA **115 646** R**2200**
Grey/LED 24 V (6)		**M 4/8.D2.SFD**	1SNA **115 647** R**2300**
Grey/LED 48 V (6)		**M 4/8.D2.SFD1**	1SNA **115 648** R**0400**

Characteristics

Wire size		IEC NFC	IEC DIN	UL/CSA
Screw clamp	Rigid	0,5-6 mm²		24-12 AWG
	Flexible	0,5-4 mm²		24-12 AWG

Voltage		
Rated	500 V (7)	300 V (1)
Impulse withstand	6 kV	
Pollution degree	3	

Current		
Rated	6,3 A	20 A

Wire size		
Rated / Gauge	4 mm² / A4	12 AWG

Wire stripping length	Recomm. screwdriver	Recomm. torque	Protection
9,5 mm *.37"*	4 mm *.16"*	0,5-0,8 Nm *4.4-7.1 lb.in*	IP 20 *NEMA 1*

Accessories

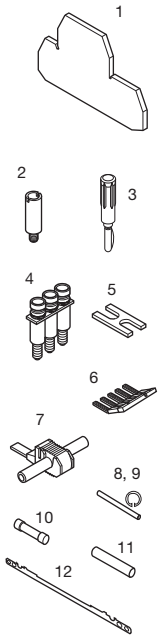

			Type			Part numbers	Type			Part numbers
1	End section	grey	FEM8D2S		th. 1,5 mm	1SNA **116 913** R**0700**	FEM8D2S		th. 1,5 mm	1SNA **116 913** R**0700**
			FEM8D2S		th. 1,5 mm	1SNA **196 913** R**0000**				
2	Test socket		AL2 (1)		DIA. 2 mm	1SNA **163 043** R**2100**	AL2 (1)		DIA. 2 mm	1SNA **163 043** R**2100**
			AL3 (1)		DIA. 3 mm	1SNA **163 261** R**0000**	AL3 (1)		DIA. 3 mm	1SNA **163 261** R**0000**
			AL4-M3 (1)		DIA. 4 mm	1SNA **206 721** R**0100**	AL4-M3 (1)		DIA. 4 mm	1SNA **206 721** R**0100**
3	Test plug		FC2 (3)		DIA. 2 mm	1SNA **007 865** R**2600**	FC2 (3)		DIA. 2 mm	1SNA **007 865** R**2600**
			FC4 (4)		DIA. 4 mm	1SNA **167 860** R**0100**	FC4 (4)		DIA. 4 mm	1SNA **167 860** R**0100**
4	Assembled jumper bar (with IP20 protection)		BJMI8 (1)	41 A	2 poles	1SNA **176 669** R**1600**	BJMI8 (1)	41 A	2 poles	1SNA **176 669** R**1600**
			BJMI8 (1)	41 A	3 poles	1SNA **176 670** R**1300**	BJMI8 (1)	41 A	3 poles	1SNA **176 670** R**1300**
			BJMI8 (1)	41 A	4 poles	1SNA **176 671** R**0000**	BJMI8 (1)	41 A	4 poles	1SNA **176 671** R**0000**
			BJMI8 (1)	41 A	5 poles	1SNA **176 672** R**0100**	BJMI8 (1)	41 A	5 poles	1SNA **176 672** R**0100**
			BJMI8 (1)	41 A	10 poles	1SNA **176 673** R**0200**	BJMI8 (1)	41 A	10 poles	1SNA **176 673** R**0200**
5	Connector plate		EL6	35 A		1SNA **173 627** R**2100**	EL6	35 A		1SNA **173 627** R**2100**
6	Comb-type jumper bar		PC81	35 A	10 poles	1SNA **173 523** R**1100**	PC81	35 A	10 poles	1SNA **173 523** R**1100**
7	IDC jumper		AD2,5	24 A		1SNA **114 205** R**2000**	AD2,5	24 A		1SNA **114 205** R**2000**
8	Assembly rod		TGA8		2 poles	1SNA **168 672** R**1100**	TGA8		2 poles	1SNA **168 672** R**1100**
					3 poles	1SNA **168 673** R**1200**			3 poles	1SNA **168 673** R**1200**
					4 poles	1SNA **168 674** R**1300**			4 poles	1SNA **168 674** R**1300**
9	Assembly ring		ANT			1SNA **168 675** R**1400**	ANT			1SNA **168 675** R**1400**
10	Fuse 5 x 20	250 V	FU520		0,5 A	1SNA **008 288** R**1500**	FU520		0,5 A	1SNA **008 288** R**1500**
					1 A	1SNA **008 290** R**1300**			1 A	1SNA **008 290** R**1300**
					2 A	1SNA **008 291** R**0000**			2 A	1SNA **008 291** R**0000**
					3,15 A	1SNA **008 289** R**1600**			3,15 A	1SNA **008 289** R**1600**
					5 A	1SNA **008 292** R**0100**			5 A	1SNA **008 292** R**0100**
	Fuse 5 x 25 Fast acting according to DIN 41576.1	250 V	FU525		1,6 A	1SNA **167 546** R**2200**	FU525		1,6 A	1SNA **167 546** R**2200**
					2 A	1SNA **167 547** R**2300**			2 A	1SNA **167 547** R**2300**
					2,5 A	1SNA **167 548** R**0400**			2,5 A	1SNA **167 548** R**0400**
					4 A	1SNA **167 549** R**0500**			4 A	1SNA **167 549** R**0500**
					6,3 A	1SNA **167 550** R**0200**			6,3 A	1SNA **167 550** R**0200**
11	Disconnect link bar		CN5			1SNA **179 371** R**1600**				
12	Shield connector		CBD2S			1SNA **178 408** R**1400**	CBD2S			1SNA **178 408** R**1400**
R	See section on markers marking method		RC 610 on grip		RC 810 on side		RC 610 on grip		RC 810 on side	

Note : (1) Only for lower deck. (2) Only for upper connection. Use of these accessories requires the user to cut out the partition. (3) For block equipped with test socket AL2. (4) For block equipped with test socket AL4. (5) Leakage current with neon lamp : < 0,5 mA (110 VAC), < 0,7 mA (230 VAC). (6) Leakage current with LED 24 or 48 VDC < 4,5 mA. (7) Insulation voltage of terminal block - operating voltage : according to fuse. (8) Leakage current with LED 24 or 110 VAC : 0,5 mA at 24 V ; 2,2 mA at 110 V.

Fuse holder terminal blocks
Double-deck
for 5 x 20 and 5 x 25 mm fuses
Screw clamp

DIN 1 - DIN 3

M 4/8.D2.SF...

Spacing 8 mm *(.315")*

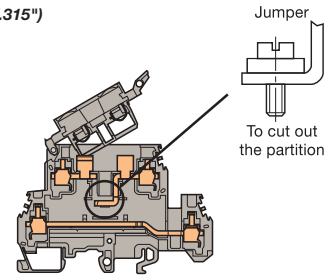

M 4/8.D2.SF with or without fusion indicator. Internal jumpering option.*

c UL us (8) CE

Colour	Type	Part numbers
Grey	**M 4/8.D2.SFJ**	1SNA **115 692** R**11**00
Blocks with fusion indicator :		
Grey/Neon 110-220 V* (5)	**M 4/8.D2.SFLJ**	1SNA **115 649** R**05**00
Grey/LED 24 V* (6)	**M 4/8.D2.SFDJ**(8)	1SNA **115 650** R**02**00
Grey/LED 48 V* (6)	**M 4/8.D2.SFDJ1**	1SNA **115 651** R**27**00

Characteristics

Wire size		IEC NFC DIN	UL/CSA(8)
Screw clamp	Rigid	0,5-6 mm²	24-12 AWG
	Flexible	0,5-4 mm²	24-12 AWG

Voltage		
Rated	500 V (7)	300 V (7)
Impulse withstand	6 kV	
Pollution degree	3	

Current		
Rated	6,3 A	20 A

Wire size		
Rated / Gauge	4 mm² / A4	12 AWG

Wire stripping length	Recomm. screwdriver	Recomm. torque	Protection
9,5 mm *.374"*	4 mm *.157"*	0,5-0,8 Nm *4.4-7.1 lb.in*	IP 20 *NEMA 1*

Characteristics

Wire size		IEC NFC DIN	UL	CSA
Screw clamp	Rigid			
	Flexible			

Voltage			
Rated			
Impulse withstand			
Pollution degree			

Current			
Rated			

Wire size			
Rated / Gauge			

Wire stripping length	Recomm. screwdriver	Recomm. torque	Protection

End stop	th. 12 mm	**BADH**	1SNA **116 900** R**27**00
End stop	th. 9,1 mm	**BAMH**	1SNA **114 836** R**00**00
End stop	th. 9,1 mm	**BAMH**	1SNA **194 836** R**01**00
Rail	35 x 7,5 x 1	**PR3.Z2**	1SNA **174 300** R**17**00
Rail	35 x 15 x 2,3	**PR4**	1SNA **168 500** R**12**00
Rail	35 x 15 x 1,5	**PR5**	1SNA **168 700** R**22**00
Rail	32 x 15 x 1,5	**PR1.Z2**	1SNA **163 050** R**04**00

Other end stops, rails and accessories : see section on accessories.

Notes

The use of some accessories may decrease the block's voltage rating. For more information, consult us.

** Blocks with LED indicator are labeled "+" on the outside of the lever. The indicator can be reversed in the field if required.*

Accessories

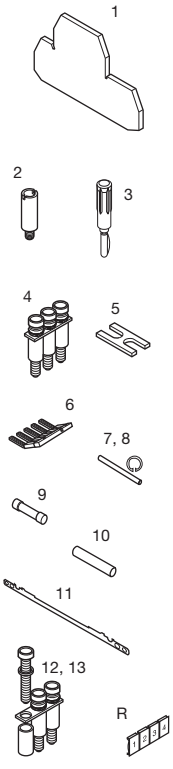

		Type			Part numbers
1	End section grey	FEM8D2S		th. 1,5 mm	1SNA **116 913** R**07**00
2	Test socket	AL2 (1)		DIA. 2 mm	1SNA **163 043** R**21**00
		AL3 (1)		DIA. 3 mm	1SNA **163 261** R**00**00
		AL4-M3 (1)		DIA. 4 mm	1SNA **206 721** R**01**00
3	Test plug	FC2 (3)		DIA. 2 mm	1SNA **007 865** R**26**00
		FC4 (4)		DIA. 4 mm	1SNA **167 860** R**01**00
4	Assembled jumper bar (with IP20 protection)	BJMI8 (1)	41 A	2 poles	1SNA **176 669** R**16**00
		BJMI8 (1)	41 A	3 poles	1SNA **176 670** R**13**00
		BJMI8 (1)	41 A	4 poles	1SNA **176 671** R**00**00
		BJMI8 (1)	41 A	5 poles	1SNA **176 672** R**01**00
		BJMI8 (1)	41 A	10 poles	1SNA **176 673** R**02**00
5	Connector plate	EL6	35 A		1SNA **173 627** R**21**00
6	Comb-type jumper bar	PC81	35 A	10 poles	1SNA **173 523** R**11**00
7	Assembly rod	TGA8		2 poles	1SNA **168 672** R**11**00
				3 poles	1SNA **168 673** R**12**00
				4 poles	1SNA **168 674** R**13**00
8	Assembly ring	ANT			1SNA **168 675** R**14**00
9	Fuse 5 x 20 250 V	FU520		0,5 A	1SNA **008 288** R**15**00
				1 A	1SNA **008 290** R**13**00
				2 A	1SNA **008 291** R**00**00
				3,15 A	1SNA **008 289** R**16**00
				5 A	1SNA **008 292** R**01**00
	Fuse 5 x 25 250 V Fast acting according to DIN 41576.1	FU525		1,6 A	1SNA **167 546** R**22**00
				2 A	1SNA **167 547** R**23**00
				2,5 A	1SNA **167 548** R**04**00
				4 A	1SNA **167 549** R**05**00
				6,3 A	1SNA **167 550** R**02**00
10	Disconnect link bar	CN5			1SNA **179 371** R**16**00
11	Shield connector	CBD2S			1SNA **178 408** R**14**00
12	Jumper bar not assembled Post + washer + captive screw IP20	BJS8 (1)	41 A	20 poles	1SNA **174 789** R**05**00
		EV6I			1SNA **206 394** R**02**00
13	Screw for **BJS**	VSJ11 (2)			1SNA **163 394** R**26**00
R	See markers section method	RC 610 on lever		RC 810 on side	

Note : (1) These accessories can be used on the lower connection only. (2) These accessories can be used on the upper connection only. Use of these accessories requires the user to cut out the partition. (3) For block equipped with test socket AL2. (4) For block equipped with test socket AL4. (5) Leakage current with neon lamp : < 0,5 mA (110 VAC), < 0,7 mA (230 VAC). (6) Leakage current with LED 24 or 48 VDC : < 4,5 mA. (7) Insulation voltage of terminal block - operating voltage : according to fuse. (8) UL/CSA approval only for M 4/8.D2.SFDJ.

Fuse holder terminal blocks
Double-deck
for 5 x 20 and 5 x 25 mm fuses
Screw clamp

DIN 3

Application example

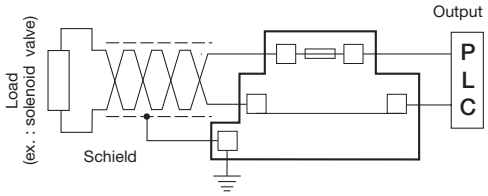

End stop	th. 12 mm	**BADH**	1SNA **116 900** R**27**00
End stop	th. 9,1 mm	**BAMH**	1SNA **114 836** R**00**00
End stop	th. 9,1 mm	**BAMH**	1SNA **194 836** R**01**00
Rail	35 x 7,5 x 1	**PR3.Z2**	1SNA **174 300** R**17**00
Rail	35 x 15 x 2,3	**PR4**	1SNA **168 500** R**12**00
Rail	35 x 15 x 1,5	**PR5**	1SNA **168 700** R**22**00

Other end stops, rails and accessories : see section on accessories.

Notes

The use of some accessories may decrease the block's voltage rating. For more information, consult us.

** Blocks with LED indicator are labeled "+" on the outside of the lever. The indicator can be reversed in the field if required.*

D 4/8.D2.P.SF

Spacing 8 mm *(.315")*

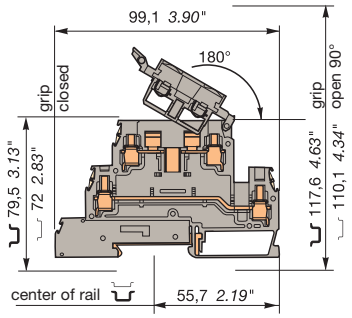

Standard block.

Colour		Type	Part numbers
Grey	□	**D 4/8.D2.P.SF**	1SNA **400 270** R**20**00
Grey Neon 110-230 V (5)	□	**D 4/8.D2.P.SFL**	1SNA **400 271** R**15**00
Grey LED 24 V (6)	□	**D 4/8.D2.P.SFD**	1SNA **400 272** R**16**00

Characteristics

Wire size	IEC NFC	IEC DIN	UL/CSA pending
Comp.clamp Rigid	0,5-6 mm²		20-10 AWG
feed-through Flexible	0,5-4 mm²		20-12 AWG
Comp.clamp Rigid	0,2-4 mm²		24-12 AWG
ground Flexible	0,22-4 mm²		24-12 AWG

Voltage		
Rated	300 V (7)	300 V (1)
Impulse withstand	6 kV	
Pollution degree	3	

Current		
Rated / C.C	6,3 A/480 A/1s	6,3 A/396 A/1s

Wire size		
Rated / Gauge	4 mm² / A4	12 AWG

Wire stripping length	Recomm. screwdriver	Recomm. torque	Protection
9,5 mm *.37"*	4 mm *.16"*	0,5-0,8 Nm *4.4-7.1 lb.in*	IP 20 *NEMA 1*

Characteristics

Wire size	IEC NFC	IEC DIN	UL/CSA
Comp.clamp Rigid			
feed-through Flexible			
Comp.clamp Rigid			
ground Flexible			

Voltage		
Rated		
Impulse withstand		
Pollution degree		

Current		
Rated / C.C		

Wire size		
Rated / Gauge		

Wire stripping length	Recomm. screwdriver	Recomm. torque	Protection

Accessories

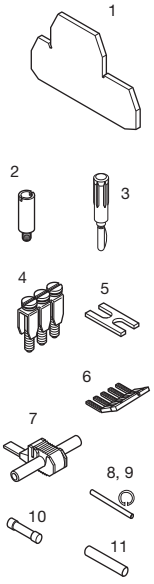

			Type		Part numbers
1	End section	grey	FEM8D2S1	th. 1,5 mm	1SNA **400 273** R**17**00
2	Test socket		AL2 (1)	DIA. 2 mm	1SNA **163 043** R**21**00
			AL3 (1)	DIA. 3 mm	1SNA **163 261** R**00**00
			AL4-M3 (1)	DIA. 4 mm	1SNA **206 721** R**01**00
3	Test plug		FC2 (3)	DIA. 2 mm	1SNA **007 865** R**26**00
			FC4-M3 (4)	DIA. 4 mm	1SNA **167 860** R**01**00
4	Assembled jumper bar (without IP 20 protection)		BJM8 (1) 41 A	2 poles	1SNA **168 520** R**05**00
			BJM8 (1) 41 A	3 poles	1SNA **168 521** R**22**00
			BJM8 (1) 41 A	4 poles	1SNA **168 522** R**23**00
			BJM8 (1) 41 A	5 poles	1SNA **168 523** R**24**00
			BJM8 (1) 41 A	10 poles	1SNA **168 974** R**00**00
5	Connector plate		EL6 35 A		1SNA **173 627** R**21**00
6	Comb-type jumper bar		PC81 35 A	10 poles	1SNA **173 523** R**11**00
7	IDC jumper		AD2,5 24 A		1SNA **114 205** R**20**00
8	Assembly rod		TGA8	2 poles	1SNA **168 672** R**11**00
				3 poles	1SNA **168 673** R**12**00
				4 poles	1SNA **168 674** R**13**00
9	Assembly ring		ANT		1SNA **168 675** R**14**00
10	Fuse 5 x 20	250 V	FU520	0,5 A	1SNA **008 288** R**15**00
				1 A	1SNA **008 290** R**13**00
				2 A	1SNA **008 291** R**00**00
				3,15 A	1SNA **008 289** R**16**00
				5 A	1SNA **008 292** R**01**00
	Fuse 5 x 25 Fast acting HPC 1500 A	250 V	FU525	1,6 A	1SNA **167 546** R**22**00
				2 A	1SNA **167 547** R**23**00
				2,5 A	1SNA **167 548** R**04**00
				4 A	1SNA **167 549** R**05**00
				6,3 A	1SNA **167 550** R**02**00
11	Disconnect link bar		CN5		1SNA **179 371** R**16**00

R See section on markers

marking method RC 610 on grip RC 810 on side

Note : (1) Only for lower deck. (2) Only for upper connection. Use of these accessories requires the user to cut out the partition. (3) For block equipped with test socket AL2. (4) For block equipped with test socket AL4. (5) Leakage current with neon lamp : < 0,5 mA (110 VAC), < 0,7 mA (230 VAC). (6) Leakage current with LED 24 VDC < 4,5 mA. (7) Insulation voltage of terminal block - operating voltage : according to fuse.

Fuse holder terminal block with screwed plug

for 5 x 20 mm or 5 x 25 mm fuses

Screw clamp

DIN 1 - DIN 3

End stop		th. 9 mm	**BADL**	1SNA **399 903** R**02**00
End stop		th. 10 mm	**BAM2**	1SNA **206 351** R**16**00
End stop		th. 10 mm	**BAR**	1SNA **164 338** R**06**00
Rail		35 x 7,5 x 1	**PR3.Z2**	1SNA **174 300** R**17**00
Rail		35 x 15 x 2,3	**PR4**	1SNA **168 500** R**12**00
Rail		35 x 15 x 1,5	**PR5**	1SNA **168 700** R**22**00
Rail		32 x 15 x 1,5	**PR1.Z2**	1SNA **163 050** R**04**00

Other end stops, rails and accessories : see section on accessories.

Notes

The use of some accessories may decrease the block's voltage rating. For more information, consult us.

MB 10/12.SF...

Spacing 12 mm *(.473")*

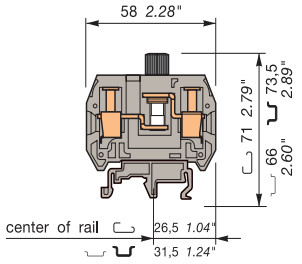

12 mm block, no fusion indicator - for 5 x 20 mm or 5 x 25 mm fuses

Colour	Type	Part numbers
Grey/5x20 mm	**MB 10/12.SF**	1SNA **111 033** R**03**00
Grey/5x25 mm	**MB 10/12.SF1**	1SNA **111 035** R**05**00

Characteristics

Wire size

		NFC DIN	UL	CSA
Screw clamp	Rigid	0,5-16 mm²	18-6 AWG	18-6 AWG
	Flexible	0,5-10 mm²	18-6 AWG	18-6 AWG

Voltage

Rated	500 V Gr.C (1)	600 V (1)	250 V
Impulse withstand			
Pollution degree			

Current

Rated	10 A	15 A	15 A

Wire size

Rated / Gauge	10 mm²	6 AWG	6 AWG

Wire stripping length	Recomm. screwdriver	Recomm. torque	Protection
13 mm *.512"*	6 mm *.236"*	1,2-1,4 Nm *10.6-12.3 lb.in*	IP 10

MB 10/12.SF...

Spacing 12 mm *(.473")*

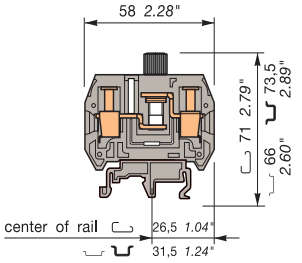

12 mm block with neon fusion indicator for fuses 5 x 20 mm.

Colour	Type	Part numbers
Grey/110-220V (2)	**MB 10/12.SFL**	1SNA **111 034** R**04**00
Grey/LED 24 V (3)	**MB 10/12.SFD**	1SNA **111 037** R**07**00

Characteristics

Wire size

		NFC DIN	UL	CSA
Screw clamp	Rigid	0,5-16 mm²	18-6 AWG	18-6 AWG
	Flexible	0,5-10 mm²	18-6 AWG	18-6 AWG

Voltage

Rated	500 V Gr.C (1)	600 V (1)	250(SFL) 24(SFD)
Impulse withstand			
Pollution degree			

Current

Rated	10 A	15 A	15 A

Wire size

Rated / Gauge	10 mm²	6 AWG	6 AWG

Wire stripping length	Recomm. screwdriver	Recomm. torque	Protection
13 mm *.512"*	6 mm *.236"*	1,2-1,4 Nm *10.6-12.3 lb.in*	IP 10

Accessories

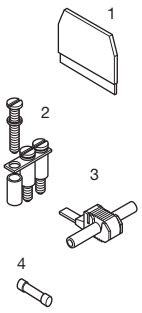

			Type		Part numbers	Type		Part numbers
1	End section	grey	FEM12S	th. 3 mm	1SNA **117 628** R**22**00	FEM12S	th. 3 mm	1SNA **117 628** R**22**00
2	Standard jumper bar	57 A	BJS12 (2)	20 poles	1SNA **177 653** R**07**00			
			Screw for BJS		1SNA **163 574** R**22**00			
			Washer for BJS		1SNA **163 633** R**25**00			
3	IDC jumper		AD2,5		1SNA **114 205** R**20**00	AD2,5	24 A	1SNA **114 205** R**20**00
4	Fuse 5 x 20	250 V	FU520	0,5 A	1SNA **008 288** R**15**00	FU520	0,5 A	1SNA **008 288** R**15**00
				1 A	1SNA **008 290** R**13**00		1 A	1SNA **008 290** R**13**00
				2 A	1SNA **008 291** R**00**00		2 A	1SNA **008 291** R**00**00
				3,15 A	1SNA **008 289** R**16**00		3,15 A	1SNA **008 289** R**16**00
				5 A	1SNA **008 292** R**01**00		5 A	1SNA **008 292** R**01**00
	Fuse 5 x 25 Fast acting according to DIN 41576.1	250 V	FU525	1,6 A	1SNA **167 546** R**22**00			
				2 A	1SNA **167 547** R**23**00			
				2,5 A	1SNA **167 548** R**04**00			
				4 A	1SNA **167 549** R**05**00			
				6,3 A	1SNA **167 550** R**02**00			

R See section on markers marking method

RC65 - RC610 Sides of block

RC65 - RC610 Sides of block

Note : (1) Insulation voltage of terminal block - operating voltage : according to fuse.
(2) Use of these accessories requires the user to cut out the partition.

Fuse holder terminal blocks

for 5 x 20 mm and 5 x 25 mm fuses

Screw clamp

DIN 1 - DIN 3

MU 10/13.SF1

Spacing 13 mm *(.512")*

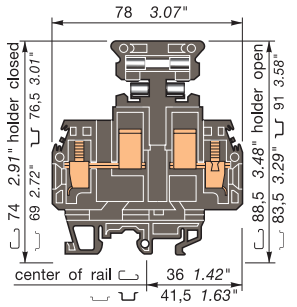

13 mm block for fusion indicator (to be ordered separately).

Colour		Type	Part numbers
Black	■	**MU 10/13.SF1**	1SNA **199 012** R**1700**

Characteristics

Wire size

		NFC DIN	UL	CSA
Screw clamp	Rigid	0,5-16 mm²	22-10 AWG	6 AWG max.
	Flexible	0,5-10 mm²	22-10 AWG	6 AWG max.

Voltage

Rated	750 V Gr.C (1)	600 V (1)	600 V (1)
Impulse withstand			
Pollution degree			

Current

Rated	16 A	16 A	16 A

Wire size

Rated / Gauge	10 mm²	10 AWG	6 AWG

Wire stripping length	Recomm. screwdriver	Recomm. torque	Protection
12 mm *.47"*	5,5 mm *.22"*	1,2-1,4 Nm *10.6-12.3 lb.in*	IP 20 *NEMA 1*

MU 10/14,5.SF1

Spacing 14,5 mm *(.571")*

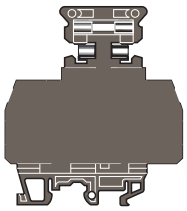

14,5 mm block for fusion indicator (to be ordered separately).

Colour		Type	Part numbers
Black	■	**MU 10/14,5.SF1**	1SNA **199 011** R**1600**

Characteristics

Wire size

		NFC DIN	UL	CSA
Screw clamp	Rigid	0,5-16 mm²	22-10 AWG	6 AWG max.
	Flexible	0,5-10 mm²	22-10 AWG	6 AWG max.

Voltage

Rated	750 V Gr.C (1)	600 V (1)	600 V (1)
Impulse withstand			
Pollution degree			

Current

Rated	16 A	16 A	16 A

Wire size

Rated / Gauge	10 mm²	10 AWG	6 AWG

Wire stripping length	Recomm. screwdriver	Recomm. torque	Protection
12 mm *.47"*	5,5 mm *.22"*	1,2-1,4 Nm *10.6-12.3 lb.in*	IP 20 *NEMA 1*

End stop	th. 9 mm	**BADL**	1SNA **399 903** R**0200**
End stop	th. 10 mm	**BAM2**	1SNA **206 351** R**1600**
End stop	th. 10 mm	**BAR**	1SNA **164 338** R**0600**
Rail	35 x 7,5 x 1	**PR3.Z2**	1SNA **174 300** R**1700**
Rail	35 x 15 x 2,3	**PR4**	1SNA **168 500** R**1200**
Rail	35 x 15 x 1,5	**PR5**	1SNA **168 700** R**2200**
Rail	32 x 15 x 1,5	**PR1.Z2**	1SNA **163 050** R**0400**

Other end stops, rails and accessories : see section on accessories.

Notes

The use of some accessories may decrease the block's voltage rating. For more information, consult us.

Accessories

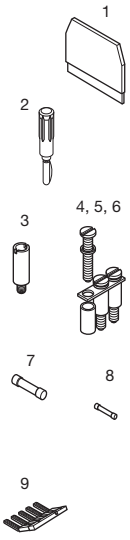

			Type		Part numbers	Type		Part numbers
1	End section	black	FEM13U	th. 1,5 mm	1SNA **199 635** R**2400**	closed block delivered with plate		
2	Test plug		FC2	DIA. 2 mm	1SNA **007 865** R**2600**	FC2	DIA. 2 mm	1SNA **007 865** R**2600**
			FC4	DIA. 4 mm	1SNA **167 860** R**0100**	FC4	DIA. 4 mm	1SNA **167 860** R**0100**
3	Test socket		AL2	DIA. 2 mm	1SNA **163 043** R**2100**	AL2	DIA. 2 mm	1SNA **163 043** R**2100**
			AL3	DIA. 3 mm	1SNA **163 261** R**0000**	AL3	DIA. 3 mm	1SNA **163 261** R**0000**
			AL4-M3	DIA. 4 mm	1SNA **206 721** R**0100**	AL4-M3	DIA. 4 mm	1SNA **206 721** R**0100**
4	Standard jumper bar		BJS131	10 poles	1SNA **175 991** R**1100**			
5	Screw for **BJ**		VSJ11		1SNA **163 394** R**2600**			
6	Washer for **BJ**		RDJ11		1SNA **168 783** R**0100**			
7	Fuse 5 x 20	250 V	FU520	0,5 A	1SNA **008 288** R**1500**	FU520	0,5 A	1SNA **008 288** R**1500**
				1 A	1SNA **008 290** R**1300**		1 A	1SNA **008 290** R**1300**
				2 A	1SNA **008 291** R**0000**		2 A	1SNA **008 291** R**0000**
				3,15 A	1SNA **008 289** R**1600**		3,15 A	1SNA **008 289** R**1600**
				5 A	1SNA **008 292** R**0100**		5 A	1SNA **008 292** R**0100**
	Fuse 5 x 25 Fast acting according to DIN 41576.1	250 V	FU525	1,6 A	1SNA **167 546** R**2200**	FU525	1,6 A	1SNA **167 546** R**2200**
				2 A	1SNA **167 547** R**2300**		2 A	1SNA **167 547** R**2300**
				2,5 A	1SNA **167 548** R**0400**		2,5 A	1SNA **167 548** R**0400**
				4 A	1SNA **167 549** R**0500**		4 A	1SNA **167 549** R**0500**
				6,3 A	1SNA **167 550** R**0200**		6,3 A	1SNA **167 550** R**0200**
8	Fusion indicator		LEN Neon	110 - 230 VAC	1SNA **167 075** R**2500**	LEN Neon	110 - 230 VAC	1SNA **167 075** R**2500**
			Neon	480 VAC	1SNA **103 909** R**0000**	Neon	480 VAC	1SNA **103 909** R**0000**
			Leakage current with neon indicator < 0,5 mA (110 & 480 VAC) < 0,7 mA (230 VAC)			Leakage current with neon indicator < 0,5 mA (110 & 480 VAC) < 0,7 mA (230 VAC)		
9	Comb-type jumper bar	70 A	PC 13	10 poles	1SNA **173 510** R**2000**			
R	See section on markers marking method		RC65 - RC610 RC810 Sides of block RC1010			RC65 - RC610 RC810 Sides of block RC1010		

Note : (1) Insulation voltage of terminal block - operating voltage : according to fuse.

Fuse holder terminal blocks

for 6,35 x 25,4 mm *1/4 x 1 in.* and 6,35 x 32 mm *1/4 x 1 1/4 in.* fuses

Screw clamp

DIN 1 - DIN 3

MU 10/13.SF2

Spacing 13 mm *(.512")*

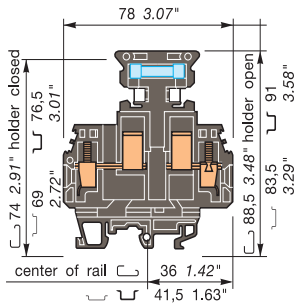

13 mm block for fusion indicator (to be ordered separately).

Colour		Type	Part numbers
Black	■	**MU 10/13.SF2**	1SNA **199 014** R**1**100

Characteristics

Wire size

		NFC DIN	UL	CSA
Screw clamp	Rigid	0,5-16 mm²	22-10 AWG	6 AWG max.
	Flexible	0,5-10 mm²	22-10 AWG	6 AWG max.

Voltage

Rated	750 V Gr.C (1)	600 V (1)	600 V (1)
Impulse withstand			
Pollution degree			

Current

Rated	16 A	16 A	16 A

Wire size

Rated / Gauge	10 mm²	10 AWG	6 AWG

Wire stripping length	Recomm. screwdriver	Recomm. torque	Protection
12 mm *.47"*	5,5 mm *.22"*	1,2-1,4 Nm *10.6-12.3 lb.in*	IP 20 *NEMA 1*

MU 10/14,5.SF2

Spacing 14,5 mm *(.571")*

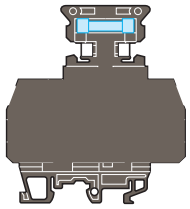

14,5 mm block for fusion indicator (to be ordered separately).

Colour		Type	Part numbers
Black	■	**MU 10/14,5.SF2**	1SNA **199 013** R**10**00

Characteristics

Wire size

		NFC DIN	UL	CSA
Screw clamp	Rigid	0,5-16 mm²	22-10 AWG	6 AWG max.
	Flexible	0,5-10 mm²	22-10 AWG	6 AWG max.

Voltage

Rated	750 V Gr.C (1)	600 V (1)	600 V (1)
Impulse withstand			
Pollution degree			

Current

Rated	16 A	16 A	16 A

Wire size

Rated / Gauge	10 mm²	10 AWG	6 AWG

Wire stripping length	Recomm. screwdriver	Recomm. torque	Protection
12 mm *.47"*	5,5 mm *.22"*	1,2-1,4 Nm *10.6-12.3 lb.in*	IP 20 *NEMA 1*

End stop	th. 9 mm	**BADL**	1SNA **399 903** R**02**00
End stop	th. 10 mm	**BAM2**	1SNA **206 351** R**16**00
End stop	th. 10 mm	**BAR**	1SNA **164 338** R**06**00
Rail	35 x 7,5 x 1	**PR3.Z2**	1SNA **174 300** R**17**00
Rail	35 x 15 x 2,3	**PR4**	1SNA **168 500** R**12**00
Rail	35 x 15 x 1,5	**PR5**	1SNA **168 700** R**22**00
Rail	32 x 15 x 1,5	**PR1.Z2**	1SNA **163 050** R**04**00

Other end stops, rails and accessories : see section on accessories.

Notes

The use of some accessories may decrease the block's voltage rating. For more information, consult us.

Accessories

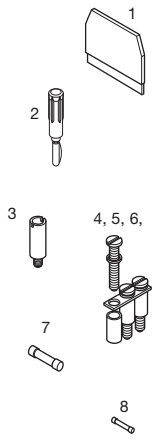

		Type		Part numbers	Type		Part numbers
1	End section black	FEM13U	th. 1,5 mm	1SNA **199 635** R**24**00	delivered with the block		
2	Test plug	FC2	DIA. 2 mm	1SNA **007 865** R**26**00	FC2	DIA. 2 mm	1SNA **007 865** R**26**00
		FC4	DIA. 4 mm	1SNA **167 860** R**01**00	FC4	DIA. 4 mm	1SNA **167 860** R**01**00
3	Test socket	AL2	DIA. 2 mm	1SNA **163 043** R**21**00	AL2	DIA. 2 mm	1SNA **163 043** R**21**00
		AL3	DIA. 3 mm	1SNA **163 261** R**00**00	AL3	DIA. 3 mm	1SNA **163 261** R**00**00
		AL4-M3	DIA. 4 mm	1SNA **206 721** R**01**00	AL4-M3	DIA. 4 mm	1SNA **206 721** R**01**00
4	Standard jumper bar	BJS131	10 poles	1SNA **175 991** R**11**00			
5	Screw for **BJ**	VSJ11		1SNA **163 394** R**26**00			
6	Washer for **BJ**	RDJ11		1SNA **168 783** R**01**00			
7	Fuse 6,35 x 32 Quick blow fuse cartridge as per UTE 93435	FU633	6,35 x 32		FU633	6,35 x 32	
			0,25 A	1SNA **168 554** R**03**00		0,25 A	1SNA **168 554** R**03**00
			0,63 A	1SNA **168 555** R**04**00		0,63 A	1SNA **168 555** R**04**00
			1 A	1SNA **168 556** R**05**00		1 A	1SNA **168 556** R**05**00
			1,6 A	1SNA **168 557** R**06**00		1,6 A	1SNA **168 557** R**06**00
			2,5 A	1SNA **168 558** R**17**00		2,5 A	1SNA **168 558** R**17**00
			4 A	1SNA **168 559** R**10**00		4 A	1SNA **168 559** R**10**00
			6,3 A	1SNA **168 560** R**15**00		6,3 A	1SNA **168 560** R**15**00
			10 A	1SNA **168 561** R**02**00		10 A	1SNA **168 561** R**02**00
			16 A	1SNA **168 562** R**03**00		16 A	1SNA **168 562** R**03**00
8	Fusion indicator	LEN	Neon 110 - 230 VAC	1SNA **167 075** R**25**00	LEN	Neon 110 - 230 VAC	1SNA **167 075** R**25**00
			Neon 480 VAC	1SNA **103 909** R**00**00		Neon 480 VAC	1SNA **103 909** R**00**00
		Leakage current with neon indicator < 0,5 mA (110 & 480 VAC) < 0,7 mA (230 VAC)			Leakage current with neon indicator < 0,5 mA (110 & 480 VAC) < 0,7 mA (230 VAC)		

R

R See section on markers marking method

RC65 - RC610 RC810 Sides of block RC1010

RC65 - RC610 RC810 Sides of block RC1010

Note : (1) Insulation voltage of terminal block - operating voltage : according to fuse.

Switch terminal blocks with neutral cartridge

Screw clamp

DIN 1 - DIN 3

End stop		th. 9 mm	**BADL**	1SNA **399 903** R02**00**
End stop		th. 10 mm	**BAM2**	1SNA **206 351** R16**00**
End stop		th. 10 mm	**BAR**	1SNA **164 338** R06**00**
Rail		35 x 7,5 x 1	**PR3.Z2**	1SNA **174 300** R17**00**
Rail		35 x 15 x 2,3	**PR4**	1SNA **168 500** R12**00**
Rail		35 x 15 x 1,5	**PR5**	1SNA **168 700** R22**00**
Rail		32 x 15 x 1,5	**PR1.Z2**	1SNA **163 050** R04**00**

Other end stops, rails and accessories : see section on accessories.

Notes

The use of some accessories may decrease the block's voltage rating. For more information, consult us.

MU 10/13.SN3

Spacing 13 mm *(.512")*

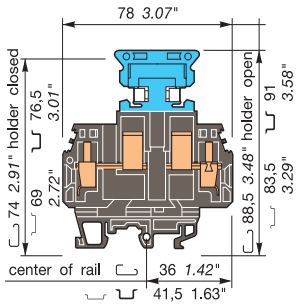

13 mm block with neutral cartridge locked on blue holder.

Colour	Type	Part numbers
Black/Blue	**MU 10/13.SN3**	1SNA **199 021** R10**00**

Characteristics

Wire size

		NFC DIN	UL	CSA
Screw clamp	Rigid	0,5-16 mm²	22-10 AWG	6 AWG max.
	Flexible	0,5-10 mm²	22-10 AWG	6 AWG max.

Voltage

Rated	750 V Gr.C	600 V	600 V
Impulse withstand			
Pollution degree			

Current

Rated	16 A	16 A	16 A

Wire size

Rated / Gauge	10 mm²	10 AWG	6 AWG

Wire stripping length	Recomm. screwdriver	Recomm. torque	Protection
12 mm *.47"*	5,5 mm *.22"*	1,2-1,4 Nm *10.6-12.3 lb.in*	IP 20 *NEMA 1*

MU 10/14,5.SN3

Spacing 14,5 mm *(.571")*

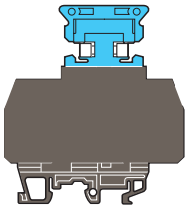

14,5 mm block with neutral cartridge locked on blue holder.

Colour	Type	Part numbers
Black/Blue	**MU 10/14,5.SN3**	1SNA **199 015** R12**00**

Characteristics

Wire size

		NFC DIN	UL	CSA
Screw clamp	Rigid	0,5-16 mm²	22-10 AWG	6 AWG max.
	Flexible	0,5-10 mm²	22-10 AWG	6 AWG max.

Voltage

Rated	750 V Gr.C	600 V	600 V
Impulse withstand			
Pollution degree			

Current

Rated	16 A	16 A	16 A

Wire size

Rated / Gauge	10 mm²	10 AWG	6 AWG

Wire stripping length	Recomm. screwdriver	Recomm. torque	Protection
12 mm *.47"*	5,5 mm *.22"*	1,2-1,4 Nm *10.6-12.3 lb.in*	IP 20 *NEMA 1*

Accessories

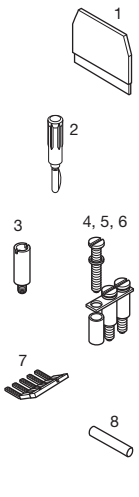

			Type		Part numbers	Type		Part numbers
1	End section	black	FEM13U	th. 1,5 mm	1SNA **199 635** R24**00**	delivered with the block		
2	Test plug		FC2	DIA. 2 mm	1SNA **007 865** R26**00**	FC2	DIA. 2 mm	1SNA **007 865** R26**00**
			FC4	DIA. 4 mm	1SNA **167 860** R01**00**	FC4	DIA. 4 mm	1SNA **167 860** R01**00**
3	Test socket		AL2	DIA. 2 mm	1SNA **163 043** R21**00**	AL2	DIA. 2 mm	1SNA **163 043** R21**00**
			AL3	DIA. 3 mm	1SNA **163 261** R00**00**	AL3	DIA. 3 mm	1SNA **163 261** R00**00**
			AL4-M3	DIA. 4 mm	1SNA **206 721** R01**00**	AL4-M3	DIA. 4 mm	1SNA **206 721** R01**00**
4	Standard jumper bar	57 A	BJS131	10 poles	1SNA **175 991** R11**00**			
5	Screw for **BJS**		VSJ11		1SNA **163 394** R26**00**			
6	Washer for **BJS**		RDJ11		1SNA **168 783** R01**00**			
7	Comb-type jumper bar	70 A	PC13	10 poles	1SNA **173 510** R20**00**			
8	Neutral cartridge		CN		1SNA **173 582** R15**00**	CN		1SNA **173 582** R15**00**

R See section on markers marking method

RC65 - RC610 RC810 Sides of block RC1010

RC65 - RC610 RC810 Sides of block RC1010

Fuse holder terminal blocks

for 6,35 x 25,4 mm 1/4 x 1 in. and 6,35 x 32 mm 1/4 x 1 1/4 in. fuses

Screw clamp

DIN 1 - DIN 3

ML 10/13.SF

Spacing 13 mm (.512")

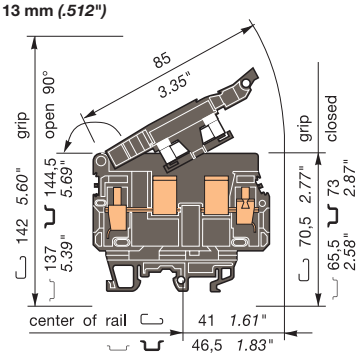

13 mm standard block.

Colour		Type	Part numbers
Black	■	**ML 10/13.SF**	1SNA **199 095** R**1300**

Characteristics

Wire size

		IEC NFC DIN	UL	CSA
Screw clamp	Rigid	0,5-16 mm²	22-10 AWG	22-8 AWG
	Flexible	0,5-10 mm²	22-10 AWG	22-8 AWG

Voltage

Rated	800 V (1)	600 V (1)	600 V (1)
Impulse withstand	8 kV		
Pollution degree	3		

Current

Rated	16 A	25 A	25 A

Wire size

Rated / Gauge	10 mm² / A6	10 AWG	8 AWG

Wire stripping length	Recomm. screwdriver	Recomm. torque	Protection
12 mm .472"	5,5 mm .217"	1,2-1,4 Nm 10.6-12.3 lb.in	

ML 10/13.SN

Spacing 13 mm (.512")

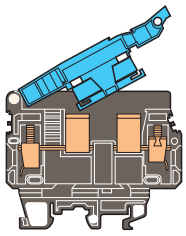

13 mm block with disconnect link bar locked on blue lever.

Colour		Type	Part numbers
Black / Blue	◧	**ML 10/13.SN**	1SNA **199 105** R**2200**

Characteristics

Wire size

		IEC NFC DIN	UL	CSA
Screw clamp	Rigid	0,5-16 mm²	22-10 AWG	22-8 AWG
	Flexible	0,5-10 mm²	22-10 AWG	22-8 AWG

Voltage

Rated	800 V	600 V	600 V
Impulse withstand	8 kV		
Pollution degree	3		

Current

Rated	16 A	25 A	25 A

Wire size

Rated / Gauge	10 mm² / A6	10 AWG	8 AWG

Wire stripping length	Recomm. screwdriver	Recomm. torque	Protection
12 mm .472"	5,5 mm .217"	1,2-1,4 Nm 10.6-12.3 lb.in	

End stop	th. 9 mm	**BADL**	1SNA **399 903** R**0200**
End stop	th. 10 mm	**BAM2**	1SNA **206 351** R**1600**
End stop	th. 10 mm	**BAR**	1SNA **164 338** R**0600**
Rail	35 x 7,5 x 1	**PR3.Z2**	1SNA **174 300** R**1700**
Rail	35 x 15 x 2,3	**PR4**	1SNA **168 500** R**1200**
Rail	35 x 15 x 1,5	**PR5**	1SNA **168 700** R**2200**
Rail	32 x 15 x 1,5	**PR1.Z2**	1SNA **163 050** R**0400**

Other end stops, rails and accessories : see section on accessories.

Notes

The use of some accessories may decrease the block's voltage rating. For more information, consult us.

Accessories

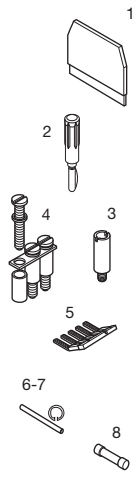

		Type		Part numbers
1	End section black	FEM13U	th. 1,5 mm	1SNA **199 635** R**2400**
2	Test plug	FC2	DIA. 2 mm	1SNA **007 865** R**2600**
		FC4	DIA. 4 mm	1SNA **167 860** R**0100**
3	Test socket	AL2	DIA. 2 mm	1SNA **163 043** R**2100**
		AL3	DIA. 3 mm	1SNA **163 261** R**0000**
		AL4-M3	DIA. 4 mm	1SNA **206 721** R**0100**
4	Standard jumper bar	BJS131 (2)	10 poles	1SNA **175 991** R**1100**
	screw for **BJS**	VSJ11		1SNA **163 394** R**2600**
	washer for **BJS**	RDJ11		1SNA **168 783** R**0100**
5	Comb-type jumper bar 70 A	PC13	10 poles	1SNA **173 510** R**2000**
6	Assembly rod	TGA13	2 poles	1SNA **168 564** R**0500**
		TGA13	3 poles	1SNA **168 565** R**0600**
		TGA13	4 poles	1SNA **168 566** R**0700**
7	Assembly ring	ANT		1SNA **168 675** R**1400**
8	Fuse 6,35x32 mm (1/4 x 1 1/4")	FU633	6,35 x 32	
	BPC quick-blow fuse cartridge		0,25 A	1SNA **168 554** R**0300**
	as per IEC 127-2		0,63 A	1SNA **168 555** R**0400**
			1 A	1SNA **168 556** R**0500**
			1,6 A	1SNA **168 557** R**0600**
			2,5 A	1SNA **168 558** R**1700**
			4 A	1SNA **168 559** R**1000**
			6,3 A	1SNA **168 560** R**1500**
	HPC time delay fuse cartridge		10 A	1SNA **168 561** R**0200**
	as per UL 198G		16 A	1SNA **168 562** R**0300**

		Type		Part numbers
FEM13U	th. 1,5 mm	1SNA **199 635** R**2400**
FC2	DIA. 2 mm	1SNA **007 865** R**2600**
FC4	DIA. 4 mm	1SNA **167 860** R**0100**
AL2	DIA. 2 mm	1SNA **163 043** R**2100**
AL3	DIA. 3 mm	1SNA **163 261** R**0000**
AL4-M3	DIA. 4 mm	1SNA **206 721** R**0100**
BJS131 (2)	10 poles	1SNA **175 991** R**1100**
VSJ11		1SNA **163 394** R**2600**
RDJ11		1SNA **168 783** R**0100**
PC13	10 poles	1SNA **173 510** R**2000**
TGA13	2 poles	1SNA **168 564** R**0500**
TGA13	3 poles	1SNA **168 565** R**0600**
TGA13	4 poles	1SNA **168 566** R**0700**
ANT		1SNA **168 675** R**1400**

Installation of jumper bar not assembled

Use of the BJS requires the user to cut out the partition

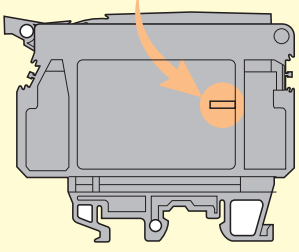

R

R See section on markers marking method

RC610 on top of block — RC810 on sides of block — RC1010

RC610 on top of block — RC810 on sides of block — RC1010

Note : (1) Insulation voltage of terminal block - operating voltage : according to fuse.
(2) Use of these accessories require the user to cut out the partition.

Fuse holder terminal blocks

for 6,35 x 25,4 mm 1/4 x 1 in. and 6,35 x 32 mm 1/4 x 1 1/4 in. fuses

Screw clamp

DIN 1 - DIN 3

ML 10/13.SFL...

Spacing 13 mm (.512")

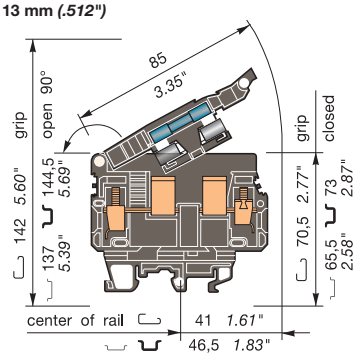

13 mm block with neon fusion indicator.

Colour		Type	Part numbers
Black 110-230V	■	**ML 10/13.SFL**	1SNA **199 168 R0000**
Black 480V	■	**ML 10/13.SFL1**	1SNA **199 165 R2500**

ML 10/13.SFD...

Spacing 13 mm (.512")

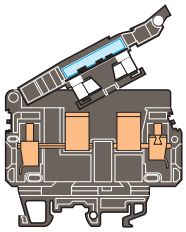

13 mm block with LED fusion indicator.

Colour		Type	Part numbers
Black LED 24V	■	**ML 10/13.SFD**	1SNA **199 166 R2600**
Black LED 48V	■	**ML 10/13.SFD1**	1SNA **199 167 R2700**

End stop		th. 9 mm	**BADL**	1SNA **399 903 R0200**
End stop		th. 10 mm	**BAM2**	1SNA **206 351 R1600**
End stop		th. 10 mm	**BAR**	1SNA **164 338 R0600**
Rail		35 x 7,5 x 1	**PR3.Z2**	1SNA **174 300 R1700**
Rail		35 x 15 x 2,3	**PR4**	1SNA **168 500 R1200**
Rail		35 x 15 x 1,5	**PR5**	1SNA **168 700 R2200**
Rail		32 x 15 x 1,5	**PR1.Z2**	1SNA **163 050 R0400**

Other end stops, rails and accessories : see section on accessories.

Notes

The use of some accessories may decrease the block's voltage rating. For more information, consult us.

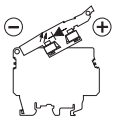

** Blocks with LED indicator are labeled "+" on the outside of the lever. The indicator can be reversed in the field if required.*

Characteristics

Wire size

		IEC NFC DIN	UL	CSA
Screw clamp	Rigid	0,5-16 mm²	22-10 AWG	22-8 AWG
	Flexible	0,5-10 mm²	22-10 AWG	22-8 AWG

Voltage

Rated	800 V (1)	600 V (1)	600 V (1)
Impulse withstand	8 kV		
Pollution degree	3		

Current

Rated	16 A	25 A	25 A

Wire size

Rated / Gauge	10 mm² / A6	10 AWG	8 AWG

Wire stripping length	Recomm. screwdriver	Recomm. torque	Protection
12 mm .472"	5,5 mm .217"	1,2-1,4 Nm 10.6-12.3 lb.in	

Characteristics

Wire size

		IEC NFC DIN	UL	CSA
Screw clamp	Rigid	0,5-16 mm²	22-10 AWG	22-8 AWG
	Flexible	0,5-10 mm²	22-10 AWG	22-8 AWG

Voltage

Rated	800 V (1)	600 V (1)	600 V (1)
Impulse withstand	8 kV		
Pollution degree	3		

Current

Rated	16 A	25 A	25 A

Wire size

Rated / Gauge	10 mm² / A6	10 AWG	8 AWG

Wire stripping length	Recomm. screwdriver	Recomm. torque	Protection
12 mm .472"	5,5 mm .217"	1,2-1,4 Nm 10.6-12.3 lb.in	

Accessories

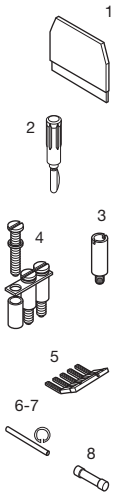

		Type		Part numbers
1	End section black	FEM13U	th. 1,5 mm	1SNA **199 635 R2400**
2	Test plug	FC2	DIA. 2 mm	1SNA **007 865 R2600**
		FC4	DIA. 4 mm	1SNA **167 860 R0100**
3	Test socket	AL2	DIA. 2 mm	1SNA **163 043 R2100**
		AL3	DIA. 3 mm	1SNA **163 261 R0000**
		AL4-M3	DIA. 4 mm	1SNA **206 721 R0100**
4	Standard jumper bar	BJS131 (2)	10 poles	1SNA **175 991 R1100**
	screw for **BJS**	VSJ11		1SNA **163 394 R2600**
	washer for **BJS**	RDJ11		1SNA **168 783 R0100**
5	Comb-type jumper bar 70 A	PC13	10 poles	1SNA **173 510 R2000**
6	Assembly rod	TGA13	2 poles	1SNA **168 564 R0500**
		TGA13	3 poles	1SNA **168 565 R0600**
		TGA13	4 poles	1SNA **168 566 R0700**
7	Assembly ring	ANT		1SNA **168 675 R1400**
8	Fuse 6,35x32 mm (1/4 x 1 1/4")	FU633	6,35 x 32	
	BPC quick-blow fuse cartridge		0,25 A	1SNA **168 554 R0300**
	as per IEC 127-2		0,63 A	1SNA **168 555 R0400**
			1 A	1SNA **168 556 R0500**
			1,6 A	1SNA **168 557 R0600**
			2,5 A	1SNA **168 558 R1700**
			4 A	1SNA **168 559 R1000**
			6,3 A	1SNA **168 560 R1500**
			10 A	1SNA **168 561 R0200**
	HPC time delay fuse cartridge		16 A	1SNA **168 562 R0300**
	as per UL 198G			

Leakage current with neon indicator: < 0,5 mA (110 & 480 V), < 0,7 mA (230 V)

		Type		Part numbers
		FEM13U	th. 1,5 mm	1SNA **199 635 R2400**
		FC2	DIA. 2 mm	1SNA **007 865 R2600**
		FC4	DIA. 4 mm	1SNA **167 860 R0100**
		AL2	DIA. 2 mm	1SNA **163 043 R2100**
		AL3	DIA. 3 mm	1SNA **163 261 R0000**
		AL4-M3	DIA. 4 mm	1SNA **206 721 R0100**
		BJS131 (2)	10 poles	1SNA **175 991 R1100**
		VSJ11		1SNA **163 394 R2600**
		RDJ11		1SNA **168 783 R0100**
		PC13	10 poles	1SNA **173 510 R2000**
		TGA13	2 poles	1SNA **168 564 R0500**
		TGA13	3 poles	1SNA **168 565 R0600**
		TGA13	4 poles	1SNA **168 566 R0700**
		ANT		1SNA **168 675 R1400**
		FU633	6,35 x 32	
			0,25 A	1SNA **168 554 R0300**
			0,63 A	1SNA **168 555 R0400**
			1 A	1SNA **168 556 R0500**
			1,6 A	1SNA **168 557 R0600**
			2,5 A	1SNA **168 558 R1700**
			4 A	1SNA **168 559 R1000**
			6,3 A	1SNA **168 560 R1500**
			10 A	1SNA **168 561 R0200**
			16 A	1SNA **168 562 R0300**

Leakage current with LED indicator 24 V or 48 V < 4,5 mA

R See section on markers marking method

RC610 on top of block — RC810 on sides of block — RC1010

RC610 on top of block — RC810 on sides of block — RC1010

Note : (1) Insulation voltage of terminal block - operating voltage : according to fuse.
(2) Use of these accessories requires the user to cut out the partition.

Fuse holder terminal blocks

for 6,35 x 32 mm 1/4 x 1 1/4 in. fuses

Screw clamp

DIN 1 - DIN 3

End stop		th. 9 mm	**BADL**	1SNA **399 903** R02**00**
End stop		th. 10 mm	**BAM2**	1SNA **206 351** R16**00**
End stop		th. 10 mm	**BAR**	1SNA **164 338** R06**00**
Rail		35 x 7,5 x 1	**PR3.Z2**	1SNA **174 300** R17**00**
Rail		35 x 15 x 2,3	**PR4**	1SNA **168 500** R12**00**
Rail		35 x 15 x 1,5	**PR5**	1SNA **168 700** R22**00**
Rail		32 x 15 x 1,5	**PR1.Z2**	1SNA **163 050** R04**00**

Other end stops, rails and accessories : see section on accessories.

Notes

The use of some accessories may decrease the block's voltage rating. For more information, consult us.

M 10/16.SF...

Spacing 16 mm *(.630")*

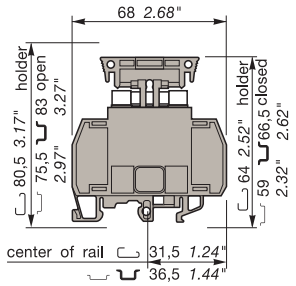

16 mm block with or without fusion indicator.

Colour	Type	Part numbers
Without fusion indicator :		
Grey	**M 10/16.SF**	1SNA **115 377** R24**00**
For fusion indicator to be ordered separately :		
Grey	**M 10/16.SFL**	1SNA **115 378** R05**00**

Characteristics

Wire size

		NFC DIN	UL	CSA
Screw clamp	Rigid	0,5-10 mm²	18-8 AWG	20-8 AWG
	Flexible	0,5-6 mm²	18-8 AWG	20-8 AWG

Voltage

Rated	750 V Gr.C (1)	600 V (1)	600 V (1)
Impulse withstand			
Pollution degree			

Current

Rated	16 A	16 A	16 A

Wire size

Rated / Gauge	10 mm²	8 AWG	8 AWG

Wire stripping length	Recomm. screwdriver	Recomm. torque	Protection
11 mm *.433"*	5,5 mm *.217"*	0,8-1 Nm *7.1-8.9 lb.in*	

M 10/16.SN

Spacing 16 mm *(.630")*

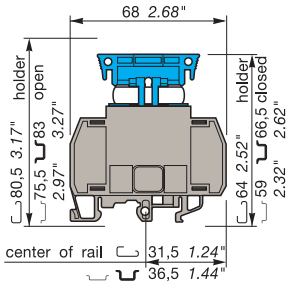

16 mm block with disconnect link bar locked on blue holder.

Colour	Type	Part numbers
Grey	**M 10/16.SN**	1SNA **115 379** R06**00**

Characteristics

Wire size

		NFC DIN	UL	CSA
Screw clamp	Rigid	0,5-10 mm²	18-8 AWG	20-8 AWG
	Flexible	0,5-6 mm²	18-8 AWG	20-8 AWG

Voltage

Rated	750 V Gr.C (1)	600 V	600 V
Impulse withstand			
Pollution degree			

Current

Rated	16 A	16 A	16 A

Wire size

Rated / Gauge	10 mm²	8 AWG	8 AWG

Wire stripping length	Recomm. screwdriver	Recomm. torque	Protection
11 mm *.433"*	5,5 mm *.217"*	0,8-1 Nm *7.1-8.9 lb.in*	

Accessories

		Type		Part numbers	Type		Part numbers
1	**1** Fuse 6,35 x 32 quick-blow fuse 250 V	FU633	6,35 x 32				
			0,25 A	1SNA **168 554** R03**00**			
			0,63 A	1SNA **168 555** R04**00**			
			1 A	1SNA **168 556** R05**00**			
			1,6 A	1SNA **168 557** R06**00**			
			2,5 A	1SNA **168 558** R17**00**			
			4 A	1SNA **168 559** R10**00**			
			6,3 A	1SNA **168 560** R15**00**			
			10 A	1SNA **168 561** R02**00**			
			16 A	1SNA **168 562** R03**00**			
4	**2** Comb-type jumper bar 70 A	PC16	2 poles	1SNA **116 729** R26**00**	PC16	2 poles	1SNA **116 729** R26**00**
	70 A	PC16	3 poles	1SNA **116 733** R12**00**	PC16	3 poles	1SNA **116 733** R12**00**
	70 A	PC16	4 poles	1SNA **116 734** R13**00**	PC16	4 poles	1SNA **116 734** R13**00**
	70 A	PC16	10 poles	1SNA **116 735** R14**00**	PC16	10 poles	1SNA **116 735** R14**00**
	3 Insulating tip	EIP		1SNA **113 550** R24**00**	EIP		1SNA **113 550** R24**00**
	4 Fusion indicator (2)	LEN (2)	Neon 110 - 230 V AC	1SNA **167 075** R25**00**			
		LEN (2)	Neon 480 V AC	1SNA **103 909** R00**00**			
		Leakage current with neon indicator	< 0,5 mA (110 & 480 V) < 0,7 mA (230 V AC)				
R	**R** See section on markers marking method						

RC65 - RC610 RC810Sides of block RC1010

RC65 - RC610 RC810Sides of block RC1010

Note : (1) Insulation voltage of terminal block - operating voltage : according to fuse.
(2) Only for block P/N : 1SNA 115 378 R0500

GANGED POLYPHASE FUSE DISCONNECT

Hinged lever and pop-up carrier fuse holders are available in ganged polyphase 2, 3 and 4 pole assemblies, with up to 32 A fuses. Use for convenient manual isolating switches.

Fuse holder terminal blocks

for 8,5 x 31,5 mm *11/32 x 1 1/4 in.* fuses

Screw clamp

DIN 1 - DIN 3

M 10/16.SF1

Spacing 16 mm *(.630")*

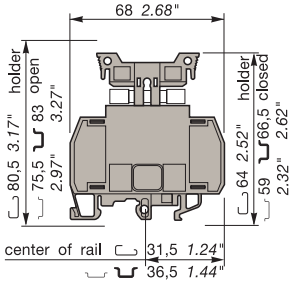

16 mm block without fusion indicator.

Colour	Type	Part numbers
Grey	**M 10/16.SF1**	1SNA **115 375** R**2200**

M 10/16.SN1

Spacing 16 mm *(.630")*

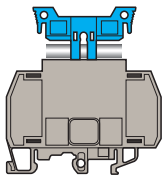

16 mm block with disconnect link bar locked on blue holder.

Colour	Type	Part numbers
Grey / Blue	**M 10/16.SN1**	1SNA **115 376** R**2300**

End stop	th. 9 mm	**BADL**	1SNA **399 903** R**0200**
End stop	th. 10 mm	**BAM2**	1SNA **206 351** R**1600**
End stop	th. 10 mm	**BAR**	1SNA **164 338** R**0600**
Rail	35 x 7,5 x 1	**PR3.Z2**	1SNA **174 300** R**1700**
Rail	35 x 15 x 2,3	**PR4**	1SNA **168 500** R**1200**
Rail	35 x 15 x 1,5	**PR5**	1SNA **168 700** R**2200**
Rail	32 x 15 x 1,5	**PR1.Z2**	1SNA **163 050** R**0400**

Other end stops, rails and accessories : see section on accessories.

Notes

The use of some accessories may decrease the block's voltage rating. For more information, consult us.

Characteristics

Wire size		NFC DIN	UL	CSA
Screw clamp	Rigid	0,5-10 mm²		20-8 AWG
	Flexible	0,5-6 mm²		20-8 AWG

Voltage			
Rated	750 V Gr.C (1)		600 V (1)
Impulse withstand			
Pollution degree			

Current			
Rated	20 A		20 A

Wire size			
Rated / Gauge	10 mm²		8 AWG

Wire stripping length	Recomm. screwdriver	Recomm. torque	Protection
11 mm *.433"*	5,5 mm *.217"*	0,8-1 Nm *7.1-8.9 lb.in*	

Characteristics

Wire size		NFC DIN	UL	CSA
Screw clamp	Rigid	0,5-10 mm²		20-8 AWG
	Flexible	0,5-6 mm²		20-8 AWG

Voltage			
Rated	750 V Gr.C (1)		600 V (1)
Impulse withstand			
Pollution degree			

Current			
Rated	20 A		20 A

Wire size			
Rated / Gauge	10 mm²		8 AWG

Wire stripping length	Recomm. screwdriver	Recomm. torque	Protection
11 mm *.433"*	5,5 mm *.217"*	0,8-1 Nm *7.1-8.9 lb.in*	

Accessories

		Type		Part numbers	Type		Part numbers
1	Fuse 8,5 x 31,5	FU853	2 A	1SNA **163 847** R**2400**			
			4 A	1SNA **163 848** R**0500**			
			6 A	1SNA **163 849** R**0600**			
			10 A	1SNA **163 850** R**0300**			
			16 A	1SNA **163 851** R**2000**			
			20 A	1SNA **163 852** R**2100**			
2	Comb-type jumper bar 70 A	PC16	2 poles	1SNA **116 729** R**2600**	PC16	2 poles	1SNA **116 729** R**2600**
	70 A	PC16	3 poles	1SNA **116 733** R**1200**	PC16	3 poles	1SNA **116 733** R**1200**
	70 A	PC16	4 poles	1SNA **116 734** R**1300**	PC16	4 poles	1SNA **116 734** R**1300**
	70 A	PC16	10 poles	1SNA **116 735** R**1400**	PC16	10 poles	1SNA **116 735** R**1400**
3	Insulating tip	EIP		1SNA **113 550** R**2400**	EIP		1SNA **113 550** R**2400**
R	See section on markers marking method	RC65 - RC610	RC810	Sides of block RC1010	RC65 - RC610	RC810	Sides of block RC1010

Note : (1) Insulation voltage of terminal block - operating voltage : according to fuse.

Notes

Fuse-holder terminal blocks

for 10,3 x 38 mm 13/32 x 1 1/2 in. fuses

Screw clamp

DIN 1 - DIN 3

End stop		th. 12 mm	**BADH**	1SNA **116 900** R2700
End stop		th. 9,1 mm	**BAMH**	1SNA **114 836** R0000
End stop		th. 9,1 mm	**BAMH**	1SNA **194 836** R0100
Rail		35 x 7,5 x 1	**PR3.Z2**	1SNA **174 300** R1700
Rail		35 x 15 x 2,3	**PR4**	1SNA **168 500** R1200
Rail		35 x 15 x 1,5	**PR5**	1SNA **168 700** R2200
Rail		32 x 15 x 1,5	**PR1.Z2**	1SNA **163 050** R0400

Other end stops, rails and accessories : see section on accessories.

Notes

The use of some accessories may decrease the block's voltage rating. For more information, consult us.

MB 10/22.SF...

Spacing 22 mm *(.866")*

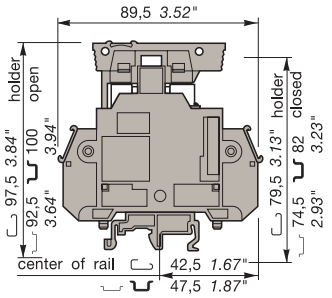

22 mm block with or without fusion indicator.

Colour	Type	Part numbers
Without fusion indicator :		
Grey	**MB 10/22.SF**	1SNA **116 302** R2300
With fusion indicator to be ordered separately :		
Grey	**MB 10/22.SFL**	1SNA **116 303** R2400

Characteristics

Wire size

		IEC NFC DIN	UL	CSA
Screw clamp	Rigid	0,5-10 mm²	18-6 AWG	18-6 AWG
	Flexible	0,5-6 mm²	18-10 AWG	18-10 AWG

Voltage

Rated	800 V (1)	600 V (1)	600 V (1)
Impulse withstand			
Pollution degree			

Current

Rated	30 A	32 A	30 A

Wire size

Rated / Gauge	6 mm²	6 AWG	6 AWG

Wire stripping length	Recomm. screwdriver	Recomm. torque	Protection
12,5 mm *.492"*	6,5 mm *.256"*	2,3 Nm *20 lb.in*	IP 10

MB 10/22.SN

Spacing 22 mm *(.866")*

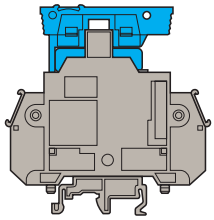

22 mm block with disconnect link bar locked on blue holder.

Colour	Type	Part numbers
Grey / Blue	**MB 10/22.SN**	1SNA **116 304** R2500

Characteristics

Wire size

		IEC NFC DIN	UL	CSA
Screw clamp	Rigid	0,5-10 mm²	18-6 AWG	18-8 AWG
	Flexible	0,5-6 mm²	18-10 AWG	18-10 AWG

Voltage

Rated	800 V (1)	600 V	600 V
Impulse withstand			
Pollution degree			

Current

Rated	30 A	32 A	32 A

Wire size

Rated / Gauge	6 mm²	6 AWG	8 AWG

Wire stripping length	Recomm. screwdriver	Recomm. torque	Protection
12,5 mm .492"	6,5 mm .256"	2,3 Nm *20 lb.in*	IP 10

Accessories

1 Comb-type jumper bar 70 A

Type			Part numbers	Type		Part numbers
PC22	3	poles	1SNA **205 295** R0600	PC22	3 poles	1SNA **205 295** R0600
PC22	10	poles	1SNA **174 151** R2500	PC22	10 poles	1SNA **174 151** R2500

2 IDC jumper

Type			Part numbers	Type		Part numbers
AD2,5			1SNA **114 205** R2000	AD2,5		1SNA **114 205** R2000

3 Fuse 10,3 x 38 - 500 V

Type		Part numbers		Slow blow
FU103	STD			Slow blow
0,6 A			1SNA **167 086** R1100	
1 A			1SNA **167 087** R1200	
2 A	1SNA **167 076** R2600		1SNA **167 088** R2300	
4 A	1SNA **167 077** R2700		1SNA **167 089** R2400	
6 A	1SNA **167 078** R0000		1SNA **167 090** R2100	
8 A	1SNA **167 079** R0100		1SNA **167 091** R1600	
10 A	1SNA **167 080** R2700		1SNA **167 092** R1700	
12 A	1SNA **167 081** R1400			
16 A	1SNA **167 082** R1500		1SNA **167 094** R1100	
20 A	1SNA **167 083** R1600		1SNA **167 095** R1200	
25 A	1SNA **167 084** R1700			
32 A	1SNA **167 085** R1000			

4 Fusion indicator (2)

Type			Part numbers
LEN (2)	Neon	110 - 230 V	1SNA **167 075** R2500
LEN (2)	Neon	480 V AC	1SNA **103 909** R0000
Leakage current with neon indicator		< 0,5 mA (110 & 480 V AC) < 0,7 mA (230 V AC)	

R See section on markers marking method

		Type		Part numbers
RC610	on top of the block			

		Type		Part numbers
RC610	on top of the block			

Note : (1) Insulation voltage of terminal block - operating voltage : according to fuse.
(2) Only for P/N : 1SNA 116 303 R2400

Fuse holder terminal blocks with screwed plugs

for 10,3 x 38 mm 13/32 x 1 1/2 in. and DO1 - DO2 fuses

Screw clamp

DIN 1 - DIN 3

End stop		th. 9 mm	**BADL**	1SNA **399 903** R02**00**
End stop		th. 10 mm	**BAM2**	1SNA **206 351** R16**00**
End stop		th. 10 mm	**BAR**	1SNA **164 338** R06**00**
Rail		35 x 7,5 x 1	**PR3.Z2**	1SNA **174 300** R17**00**
Rail		35 x 15 x 2,3	**PR4**	1SNA **168 500** R12**00**
Rail		35 x 15 x 1,5	**PR5**	1SNA **168 700** R22**00**
Rail		32 x 15 x 1,5	**PR1.Z2**	1SNA **163 050** R04**00**

Other end stops, rails and accessories : see section on accessories.

Notes

The use of some accessories may decrease the block's voltage rating. For more information, consult us.

MB 10/24.SF...

Spacing 24 mm *(.950")*

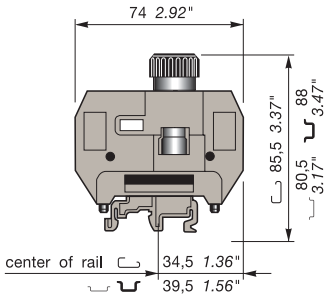

24 mm closed thermoset block for 10,3 x 38 and DO1 fuses.

Colour	Type	Part numbers
Grey / white plug for 10,3 x 38 13/32 x 1 1/2 fuses	**MB 10/24.SF**	1SNA **116 299** R20**00**
Grey / black plug for DO1 fuses	**MB 10/24.SF1**	1SNA **116 298** R27**00**

Characteristics

Wire size		NFC DIN	UL	CSA
Screw clamp	Rigid	0,5-16 mm²	18-8 AWG	18-6 AWG
	Flexible	0,5-10 mm²	18-8 AWG	18-6 AWG

Voltage			
Rated	750 Gr.C (1)	600 V	600 V
Impulse withstand			
Pollution degree			

Current			
Rated	32 A	35 A	30 A

Wire size			
Rated / Gauge	10 mm²	8 AWG	6 AWG

Wire stripping length	Recomm. screwdriver	Recomm. torque	Protection
13 mm *.51"*	6 mm *.236"*	1,2-1,4 Nm *10.6-12.3 lb.in*	IP 10

MB 25/30.SF

Spacing 30 mm *(1.180")*

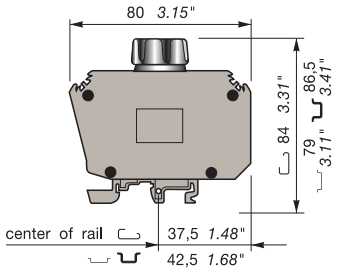

30 mm closed block for DO2 fuses.

Colour	Type	Part numbers
Grey / black plug for DO2 fuses	**MB 25/30.SF**	1SNA **116 305** R26**00**

Characteristics

Wire size		NFC DIN	UL	CSA
Screw clamp	Rigid	0,75-25 mm²		
	Flexible	0,75-25 mm²		

Voltage			
Rated	750 Gr.C (1)		
Impulse withstand			
Pollution degree			

Current			
Rated	63 A		

Wire size			
Rated / Gauge	25 mm²		

Wire stripping length	Recomm. screwdriver	Recomm. torque	Protection
10 mm *.394"*	8 mm *.315"*	2-2,5 Nm *17.4-21.7 lb.in*	IP 10

Accessories

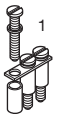

1 Standard jumper bar
2 IDC jumper
3 Fuse 10,3 x 38 500 V

Type			Part numbers	Type			Part numbers
BJS24	30 A	10 poles	1SNA **167 856** R21**00**	BJS24	30 A	10 poles	1SNA **167 856** R21**00**
AD2,5	24 A		1SNA **114 205** R20**00**	AD2,5	24 A		1SNA **114 205** R20**00**
FU103		STD	Slow Blow				
0,6 A			1SNA **167 086** R11**00**				
1 A			1SNA **167 087** R12**00**				
2 A		1SNA **167 076** R26**00**	1SNA **167 088** R23**00**				
4 A		1SNA **167 077** R27**00**	1SNA **167 089** R24**00**				
6 A		1SNA **167 078** R00**00**	1SNA **167 090** R21**00**				
8 A		1SNA **167 079** R01**00**	1SNA **167 091** R16**00**				
10 A		1SNA **167 080** R27**00**	1SNA **167 092** R17**00**				
12 A		1SNA **167 081** R14**00**					
16 A		1SNA **167 082** R15**00**	1SNA **167 094** R11**00**				
20 A		1SNA **167 083** R16**00**	1SNA **167 095** R12**00**				
25 A		1SNA **167 084** R17**00**					
32 A		1SNA **167 085** R10**00**					

R

R See section on markers marking method

RC610 Sides of block

RC810 Sides of block RC1010

Note : (1) Insulation voltage of terminal block - operating voltage : according to fuse.

Safety connection terminal blocks

Screw clamp

DIN 1 - 3

refer to the section "Special Applications" for part numbers and characteristics.

End stop		th. 9 mm	**BADL**	1SNA **399 903** R02**00**
End stop		th. 10 mm	**BAM2**	1SNA **206 351** R16**00**
End stop		th. 10 mm	**BAR**	1SNA **164 338** R06**00**
Rail		35 x 7,5 x 1	**PR3.Z2**	1SNA **174 300** R17**00**
Rail		35 x 15 x 2,3	**PR4**	1SNA **168 500** R12**00**
Rail		35 x 15 x 1,5	**PR5**	1SNA **168 700** R22**00**
Rail		32 x 15 x 1,5	**PR1.Z2**	1SNA **163 050** R04**00**

Other end stops, rails and accessories : see section on accessories.

Notes

The use of some accessories may decrease the block's voltage rating. For more information, consult us.
***BJDP4** permits the interconnection with a terminal block M 6/8.RS or M 10/10.RS*

Each screw-clamp holds 2 bent lugs, as above (not supplied), for connection of wires :
0,28 à 1,5 mm² / 1 à 2,5 mm²

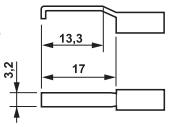

M 4/6.RS

Spacing 6 mm -0,05 *(.236")*

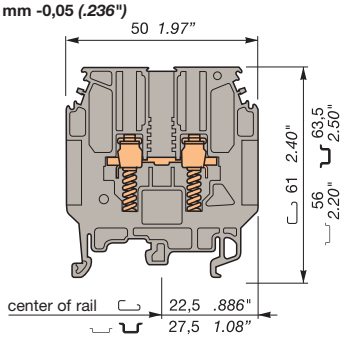

Screw clamp terminal for bare wire or equipped with bent lug.

Colour		Type	Part numbers
1 spring under each screw-clamp			
Grey		**M 4/6.RS**	1SNA **115 930** R13**00**
Blue		**M 4/6.N.RS**	1SNA **125 930** R15**00**

Characteristics

Wire size

		IEC NFC DIN	B.S. TS 50-18	CSA
Screw clamp	Rigid	0,2-4 mm²		22-12 AWG
	Flexible	0,22-4 mm²		22-12 AWG
Lugs	Flexible	0,5-1,5 mm²	0,28-1,65 mm²	

Voltage

Rated	1000 V	500 V	600 V
Impulse withstand	8 kV		
Pollution degree	3		

Current

Rated	32 A	25 A	25 A

Wire size

Rated / Gauge	4 mm² / A3	1,65 mm²	12 AWG

Wire strip. length	Recomm. Screwdriver	Recomm. torque	Protection
13 mm	4 mm	0,5-0,8 Nm	IP 20
.51"	*.157"*	*4.4-7.1 lb.in.*	*NEMA 1*

M 6/8.RS

Spacing 8 mm -0,05 *(.315")*

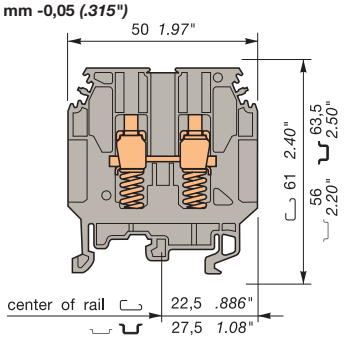

Screw clamp terminal for bare wire or equipped with bent lug.

Colour		Type	Part numbers
1 spring under each screw-clamp			
Grey		**M 6/8.RS**	1SNA **115 685** R12**00**
Beige		**M 6/8.RS**	1SNA **195 685** R13**00**

Characteristics

Wire size

		IEC NFC DIN	B.S. TS 50-18	UL/CSA
Screw clamp	Rigid	0,5-10 mm²		20-12 AWG
	Flexible	0,5-6 mm²		20-12 AWG
Lugs	Flexible		0,28-2,5 mm²	

Voltage

Rated	800 V	500 V	600 V
Impulse withstand	8 kV		
Pollution degree	3		

Current

Rated	41 A	25 A	25 A

Wire size

Rated / Gauge	6 mm² / A5	2,5 mm²	12 AWG

Wire strip. length	Recomm. Screwdriver	Recomm. torque	Protection
13 mm	4-5 mm	0,8-1 Nm	IP 20
.51"	*.157"-.197"*	*7.1-8.9 lb.in.*	*NEMA 1*

Accessories

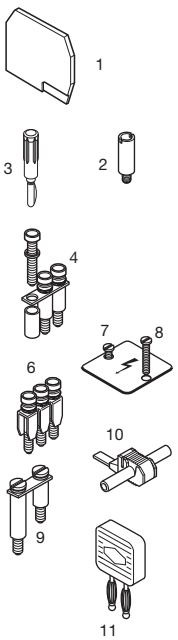

		M 4/6.RS	M 6/8.RS
		Type — **Part numbers**	**Type** — **Part numbers**
1	End section grey	FEMR8 th. 2,8 mm 1SNA **116 987** R02**00**	FEMR8 th. 2,8 mm 1SNA **116 987** R02**00**
	beige		FEMR8 th. 2,8 mm 1SNA **196 987** R03**00**
2	Test socket	AL2 DIA. 2,0 mm 1SNA **163 043** R21**00**	AL4-M3-R1 DIA. 4,0 mm 1SNA **206 722** R02**00**
3	Test plug	FC2 DIA. 2,0 mm 1SNA **007 865** R26**00**	FC4 DIA. 4,0 mm 1SNA **167 860** R01**00**
4	Jumper bar not assembled	BJS6 (1) 32 A 2 poles 1SNA **164 573** R22**00**	BJS8 (1) 41 A 2 poles 1SNA **164 581** R13**00**
		BJS6 (1) 32 A 3 poles 1SNA **164 574** R23**00**	BJS8 (1) 41 A 3 poles 1SNA **164 582** R14**00**
		BJS6 (1) 32 A 4 poles 1SNA **164 575** R24**00**	BJS8 (1) 41 A 4 poles 1SNA **164 583** R15**00**
		BJS6 (1) 32 A 5 poles 1SNA **164 736** R25**00**	BJS8 (1) 41 A 5 poles 1SNA **164 737** R26**00**
		BJS6 (1) 32 A 10 poles 1SNA **164 576** R25**00**	BJS8 (1) 41 A 15 poles 1SNA **174 788** R04**00**
		BJS6 (1) 32 A 20 poles 1SNA **174 784** R20**00**	BJS8 (1) 41 A 20 poles 1SNA **174 789** R05**00**
	Screw + post + washer IP20	EV6I 1SNA **206 394** R02**00**	EV6I 1SNA **206 394** R02**00**
6	Assembled jumper bar (with IP20 protection)	BJMI6 (1) 32 A 2 poles 1SNA **176 663** R00**00**	BJMI8 (1) 41 A 2 poles 1SNA **176 669** R16**00**
		BJMI6 (1) 32 A 3 poles 1SNA **176 664** R01**00**	BJMI8 (1) 41 A 3 poles 1SNA **176 670** R13**00**
		BJMI6 (1) 32 A 4 poles 1SNA **176 665** R02**00**	BJMI8 (1) 41 A 4 poles 1SNA **176 671** R00**00**
		BJMI6 (1) 32 A 5 poles 1SNA **176 666** R03**00**	BJMI8 (1) 41 A 5 poles 1SNA **176 672** R01**00**
		BJMI6 (1) 32 A 10 poles 1SNA **176 667** R04**00**	BJMI8 (1) 41 A 10 poles 1SNA **176 673** R02**00**
7	Protection label	EP6 4 blocks 1SNA **163 427** R17**00**	EP6 3 blocks 1SNA **163 427** R17**00**
			EP8 4 blocks 1SNA **163 428** R20**00**
8	Screw for protection label	VSP68 1SNA **206 103** R07**00**	VSP68 1SNA **206 103** R07**00**
9	Universal jumper bar 50 A	BJDP4 (2) sp. 6 <-> sp. 8 or 10 1SNA **174 781** R25**00**	
10	IDC jumper		AD 2,5 24 A 1SNA **114 205** R20**00**
11	Bridging plug		BP8.A4 1SNA **173 888** R20**00**
R	See section on markers marking method	RC65 - RC610 Sides of blocks and RCT 610 top of blocks	RC810 Sides of blocks and RCT 810 top of blocks

Note : (1) Use of these accessories requires the user to cut out the partition.
(2) See "Notes".

Safety connection terminal blocks

Screw clamp

DIN 1 - 3

M 10/10.RS

Spacing 10 mm -0,05 *(.394")*

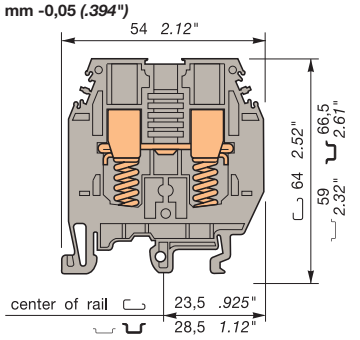

Screw clamp terminal for bare wire or equipped with bent lug.

Colour	Type	Part numbers
1 spring under each screw-clamp		
Grey	**M 10/10.RS**	1SNA **115 320 R2700**

refer to the section "Special Applications" for part numbers and characteristics.

End stop		th. 9 mm	**BADL**	1SNA **399 903 R0200**
End stop		th. 10 mm	**BAM2**	1SNA **206 351 R1600**
End stop		th. 10 mm	**BAR**	1SNA **164 338 R0600**
Rail		35 x 7,5 x 1	**PR3.Z2**	1SNA **174 300 R1700**
Rail		35 x 15 x 2,3	**PR4**	1SNA **168 500 R1200**
Rail		35 x 15 x 1,5	**PR5**	1SNA **168 700 R2200**
Rail		32 x 15 x 1,5	**PR1.Z2**	1SNA **163 050 R0400**

Other end stops, rails and accessories : see section on accessories.

Notes

Each screw-clamp holds 2 bent lugs, as above (not supplied), for connection of wires :

0,28 to 1,5 mm²
1 to 2,5 mm²
2,5 to 6 mm² (2)

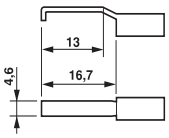

The use of some accessories may decrease the block's voltage rating. For more information, consult us.

Characteristics

Wire size	IEC NFC DIN	B.S. TS 50-18	UL/CSA
Screw clamp Rigid	0,5-16 mm²		20-6 AWG
Screw clamp Flexible	0,5-10 mm²		20-6 AWG
Lugs Flexible		0,28-6 mm²	
Voltage			
Rated	900 V	500 V	600 V
Impulse withstand	8 kV		
Pollution degree	3		
Current			
Rated	41 A	40 A	65 A
Wire size			
Rated / Gauge	10 mm² / A5	6 mm²	6 AWG

Wire strip. length	Recomm. Screwdriver	Recomm. torque	Protection
14 mm	5,5-6 mm	1,2 - 1,4 Nm	IP 20
.55"	*.217"-.236"*	*10.6 - 12.3 lb.in*	*NEMA 1*

Characteristics

Wire size	IEC NFC DIN	B.S. TS 50-18	CSA
Screw clamp Rigid			
Screw clamp Flexible			
Lugs Flexible			
Voltage			
Rated			
Impulse withstand			
Pollution degree			
Current			
Rated			
Wire size			
Rated / Gauge			

Wire strip. length	Recomm. Screwdriver	Recomm. torque	Protection

Accessories

		Type			Part numbers
1	End section grey	FEMR10		th. 2,5 mm	1SNA **114 434 R0500**
2	Test socket	AL4-M4		DIA. 4,0 mm	1SNA **206 723 R0300**
3	Test plug	FC4		DIA. 4,0 mm	1SNA **167 860 R0100**
4	Jumper bar not assembled	BJS10 (1)	57 A	2 poles	1SNA **164 585 R1700**
		BJS10 (1)	57 A	3 poles	1SNA **164 586 R1000**
		BJS10 (1)	57 A	4 poles	1SNA **164 587 R1100**
		BJS10 (1)	57 A	5 poles	1SNA **168 273 R1100**
		BJS10 (1)	57 A	10 poles	1SNA **164 588 R2200**
		BJS10 (1)	57 A	20 poles	1SNA **177 654 R0000**
	Central socket for isolated interconnection +	PT101			1SNA **163 181 R1100**
	Screw for central socket	VSJ11			1SNA **163 394 R2600**
5	Protection label	EP8		3 blocks	1SNA **163 428 R2000**
		EP10		4 blocks	1SNA **163 429 R2100**
6	Screw for protection label	VSP68			1SNA **206 103 R0700**
7	IDC jumper	AD 2,5	24 A		1SNA **114 205 R2000**
R	See section on markers marking method				

RC65 - RC610 RTM9 RC810 RC1010

Note : (1) Use of these accessories requires the user to cut out the partition.
(2) Only for M 10/10.RS

Heavy duty switch terminal blocks with safety connection

Screw clamp

DIN 1 - DIN 3

End stop	th. 9 mm	**BADL**	1SNA **399 903** R02 00
End stop	th. 10 mm	**BAM2**	1SNA **206 351** R16 00
End stop	th. 10 mm	**BAR**	1SNA **164 338** R06 00
End stop	th. 9,1 mm	**BAMH**	1SNA **114 836** R00 00
End stop	th. 9,1 mm	**BAMH**	1SNA **194 836** R01 00
Rail	35 x 7,5 x 1	**PR3.Z2**	1SNA **174 300** R17 00
Rail	35 x 15 x 2,3	**PR4**	1SNA **168 500** R12 00
Rail	35 x 15 x 1,5	**PR5**	1SNA **168 700** R22 00
Rail	32 x 15 x 1,5	**PR1.Z2**	1SNA **163 050** R04 00

Other end stops, rails and accessories : see section on accessories.

Notes

The use of some accessories may decrease the block's voltage rating. For more information, consult us.

M 4/6.SNTS

Spacing 6 mm + 0,05 (.238")

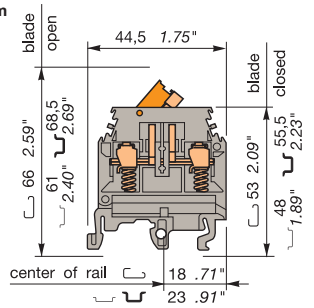

M 4/6.SN equipped with 2 test socket screws DIA. 2 mm/.079" with pressure springs under wire clamp for bare wire or wire equipped with flat lug.

Colour	Type	Part numbers
Grey / Orange	**M 4/6.SNTS**	1SNA **115 229** R20 00
Beige / Orange	**M 4/6.SNTS**	1SNA **195 229** R21 00

Characteristics

Wire size		IEC NFC DIN	UL	CSA
Screw clamp	Rigid	0,5-4 mm²	22-10 AWG	20-12 AWG
	Flexible	0,5-4 mm²	22-10 AWG	20-12 AWG
Lug	Flexible			

Voltage			
Rated	500 V	300 V	300 V
Impulse withstand			
Pollution degree			

Current			
Rated	10 A	10 A	10 A

Wire size			
Rated / Gauge	4 mm²	10 AWG	12 AWG

Wire stripping length	Recomm. screwdriver	Recomm. torque	Protection
9,5 mm .374 "	4 mm .157"	0,5-0,6 Nm 4.4-5.3 lb.in	IP 20 NEMA 1

M 6/8.STP.RS

Spacing 8 mm - 0,05 (.315")

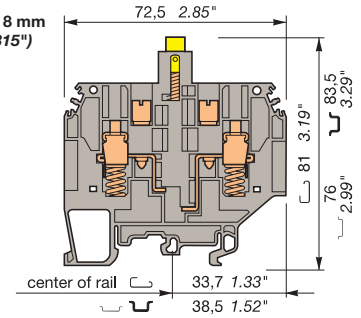

Switch connection by a yellow push-turn knob (1/4 turn). Block equipped with 2 test sockets DIA. 4 mm/.16", pressure springs under wire clamps for bare wire or wire equipped with bent lug.

Colour	Type	Part numbers
Grey	**M 6/8.STP.RS**	1SNA **115 678** R02 00

Characteristics

Wire size		IEC NFC DIN	B.S. TS 50-18	UL/CSA NRTL/C
Screw clamp	Rigid	0,5-10 mm²		20-12AWG
	Flexible	0,5-6 mm²		20-12 AWG
Lug	Flexible		0,28-2,5 mm²	

Voltage			
Rated	500 V	500 V	600 V
Impulse withstand	6 kV		
Pollution degree	3		

Current			
Rated	24 A	25 A	25 A

Wire size			
Rated / Gauge	6 mm² / A5	2,5 mm²	8 AWG

Wire stripping length	Recomm. screwdriver	Recomm. torque	Protection
13 mm .512 "	4-5 mm .157"-.197"	0,8-1 Nm 7.1-8.9 lb.in	

Accessories

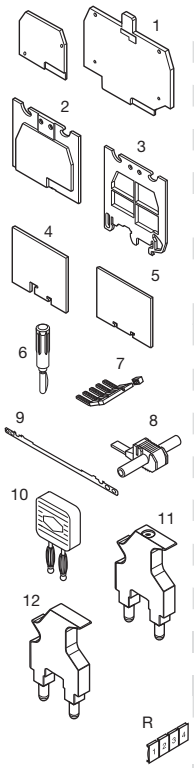

		Type		Part numbers
1	End section grey / beige	FEM6	th. 2,8 mm	1SNA **118 368** R16 00
		FEMR8T	th. 2,8 mm	1SNA **116 991** R06 00
		FEMR8T	th. 2,8 mm	1SNA **196 991** R07 00
2	Separator end section (block) grey	SCF6	th. 3 mm	1SNA **118 707** R03 00
3	Separator end section (rail) grey	SCFM6	th. 3 mm	1SNA **114 825** R05 00
4	Separator end section grey	SCFEX1	th. 2,4 mm	1SNA **103 619** R04 00
5	Separator end section grey	SCFEX3	th. 2,4 mm	1SNA **103 620** R01 00
6	Test plug	FC2	DIA. 2 mm	1SNA **007 865** R26 00
		FC4	DIA. 4 mm	1SNA **167 860** R01 00
7	Comb-type jumper bar	PC61 35 A	10 poles	1SNA **163 311** R22 00
8	IDC jumper	AD2,5 24 A		1SNA **114 205** R20 00
		AD2,5	24 A	1SNA **114 205** R20 00
9	Shield connector	CBM5	th. 0,5 mm	1SNA **178 745** R14 00
		CBM8	th. 0,8 mm	1SNA **178 746** R15 00
10	Bridging plug			
		BP8.A4		1SNA **173 888** R20 00
11	Short-circuiting plug with test socket DIA. 4 mm/.16"			
		BNSTP1	light ivory	1SNA **196 792** R17 00
		BNSTP1	grey	1SNA **196 793** R10 00
		BNSTP2	red	1SNA **196 789** R24 00
		BNSTP2	grey	1SNA **196 790** R21 00
12	Short-circuiting plug without test			
R	See section on markers marking method			

RC65 - RC610 Sides of block

RC810 Sides of block

Each wire clamp holds 2 bent lugs max. (not supplied) as hereunder for connection of wires :

0,28 to 1,5 mm²
1 to 2,5 mm²
2,5 to 6 mm²

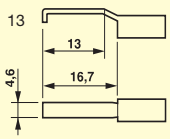

Terminal blocks

for test circuits
with safety connections
Screw clamp

DIN 3



End stop		th. 9 mm	**BADL**	1SNA **399 903** R02**00**
End stop		th. 10 mm	**BAM2**	1SNA **206 351** R16**00**
End stop		th. 10 mm	**BAR**	1SNA **164 338** R06**00**
Rail		35 x 7,5 x 1	**PR3.Z2**	1SNA **174 300** R17**00**
Rail		35 x 15 x 2,3	**PR4**	1SNA **168 500** R12**00**
Rail		35 x 15 x 1,5	**PR5**	1SNA **168 700** R22**00**
Rail		32 x 15 x 1,5	**PR1.Z2**	1SNA **163 050** R04**00**

Other end stops, rails and accessories : see section on accessories.

Notes

*The use of some accessories may decrease the block's voltage rating. For more information, consult us. The terminal blocks of the **D 6/8.ST** series are called test blocks as their main function in current transformer circuits is to be able to test, measure, compare, change a protection or metering equipment without disturbing the circuits.*
The spring loaded clamp prevents extraction of cable in case of loosening of the screw.

D 6/8.ST1.RS.IP20

Spacing 8 mm - *0,05 (.315")*

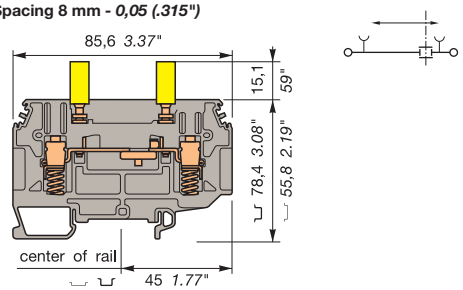

Switch connection by yellow sliding link operated by screw driver, equipped with 2 test socket screws DIA. 4 mm/.16". Block equipped with pressure spring under the clamp for bare cable or equipped with bended ferrules.

Colour	Type	Part numbers
Grey	**D 6/8.ST1.RS.IP20**	1SNA **115 831** R04**00**

Characteristics

Wire size

		IEC NFC DIN	B.S. TS 50-18	CSA
Screw clamp	Rigid	0,5-10 mm²		
	Flexible	0,5-6 mm²		
Lugs				
	Flexible	0,28-2,5 mm²	0,28-2,5 mm²	

Voltage

Rated	400 V		
Impulse withstand	6 kV		
Pollution degree	3		

Current

Rated	24 A		

Wire size

Rated / Gauge	6 mm² / A5	2,5 mm²	

Wire stripping length	Recomm. screwdriver	Recomm. torque	Protection
16 mm .51"	3.5 mm .138"	0,8-1 Nm 7.1-8.9 lb.in	

D 6/8.ST.RS

Spacing 8 mm - *0,05 (.315")*

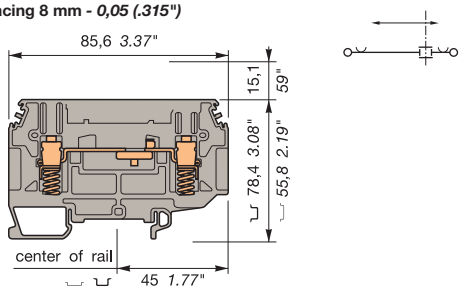

Switch connection by yellow sliding link operated by screw driver.
Block equipped with a pressure spring under the clamp for bare cable or equipped with bended ferrules.

Colour	Type	Part numbers
Grey	**D 6/8.ST.RS**	1SNA **115 914** R07**00**

Characteristics

Wire size

		IEC NFC DIN	B.S. TS 50-18	CSA
Screw clamp	Rigid	0,5-10 mm²		
	Flexible	0,5-6 mm²		
Lugs				
	Flexible	0,28-2,5 mm²	0,28-2,5 mm²	

Voltage

Rated	400 V		
Impulse withstand	6 kV		
Pollution degree	3		

Current

Rated	24 A		

Wire size

Rated / Gauge	6 mm² / A5	2,5 mm²	

Wire stripping length	Recomm. screwdriver	Recomm. torque	Protection
16 mm .51"	3.5 mm .138"	0,8-1 Nm 7.1-8.9 lb.in	

Accessories

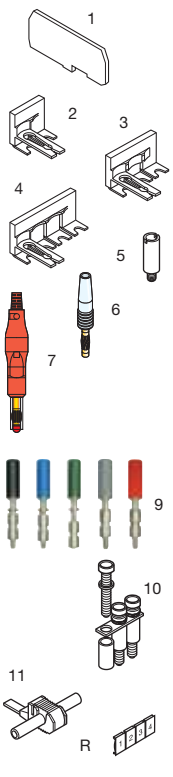

			Type		Part numbers
1	End section	grey	FEM8T6	th. 1 mm	1SNA **215 266** R01**00**
2	Sliding switch bridge	2 poles	PCS2	IP 20	1SNA **199 871** R21**00**
3	Sliding switch bridge	3 poles	PCS3	IP 20	1SNA **199 872** R22**00**
4	Sliding switch bridge	4 poles	PCS4	IP 20	1SNA **199 870** R04**00**
5	Test socket				
6	Test plug				
7	Test plug (IEC 61010) with IP20 mobile protection	red	FC4-1	DIA. 4 mm	1SNA **167 927** R10**00**
9	Test Socket	black	AJS9-1	DIA. 4 mm	1SNA **206 680** R15**00**
		green	AJS9-2	DIA. 4 mm	1SNA **206 681** R02**00**
		grey	AJS9-3	DIA. 4 mm	1SNA **206 682** R03**00**
		blue	AJS9-4	DIA. 4 mm	1SNA **206 683** R04**00**
		red	AJS9-5	DIA. 4 mm	1SNA **206 720** R14**00**
10	Jumper bar not assembled				
	Screw + post + washer IP20				
11	IDC jumper		AD2,5		1SNA **114 205** R20**00**
R	See section on markers marking method				

Sliding disconnect and test socket:
To be operated with screwdriver DIA 3.5 mm *(.137")*
Sliding disconnect:
Recommended coupling torque 0.4-0.6 Nm - *(3.5-5.3 lb.in)*
Test socket:
Recommended coupling torque 0.5-0.8 Nm - *(4.4-7.1 lb.in)*

RC65 - RC610 RC810

Type			Part numbers
FEM8T6	th. 1 mm		1SNA **215 266** R01**00**
AL4-M3	NOT IP20	DIA. 4 mm	1SNA **206 721** R01**00**
FC4-1	DIA. 4 mm		1SNA **167 927** R10**00**
BJS8 (1)	41 A	2 poles	1SNA **164 581** R13**00**
BJS8 (1)	41 A	3 poles	1SNA **164 582** R14**00**
BJS8 (1)	41 A	4 poles	1SNA **164 583** R15**00**
BJS8 (1)	41 A	5 poles	1SNA **164 737** R26**00**
BJS8 (1)	41 A	15 poles	1SNA **174 788** R04**00**
BJS8 (1)	41 A	20 poles	1SNA **174 789** R05**00**
EV6I			1SNA **206 394** R02**00**

Sliding disconnect:
To be operated with screwdriver DIA 3.5 mm *(.137")*
Recommended coupling torque 0.4-0.6 Nm - *(3.5-5.3 lb.in)*

RC65 - RC610 RC810

Component holder terminal block
With neon lamp indicator
Double deck
Screw clamp

DIN 1 - 3

End stop		th. 12 mm	**BADH**	1SNA **116 900** R**2700**
End stop		th. 9,1 mm	**BAMH**	1SNA **114 836** R**0000**
End stop		th. 9,1 mm	**BAMH**	1SNA **194 836** R**0100**
Rail		35 x 7,5 x 1	**PR3.Z2**	1SNA **174 300** R**1700**
Rail		35 x 15 x 2,3	**PR4**	1SNA **168 500** R**1200**
Rail		35 x 15 x 1,5	**PR5**	1SNA **168 700** R**2200**
Rail		32 x 15 x 1,5	**PR1.Z2**	1SNA **163 050** R**0400**

Other end stops, rails and accessories : see section on accessories.

Notes

The use of some accessories may decrease the block's voltage rating. For more information, consult us.

M 4/6.DL...

Spacing 6 mm + 0,05 *(.238")*

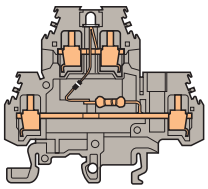

1 connection with 4 inputs on 2 decks. Equipped with a protected LED.

Colour	Type	P/N
Grey 12 V = 24 V ~ ☐	**M 4/6.DL2**	1SNA **115 180** R**1400**
Grey 24 V = 48 V ~ ☐	**M 4/6.DL3**	1SNA **115 181** R**0100**
Grey 24 V = 48 V ~ ☐	**M 4/6.DL4**	1SNA **115 392** R**1400**

Characteristics

Wire size		NFC DIN	UL	CSA
Screw clamp	Rigid	0,2-4 mm²	22-12 AWG	22-12 AWG
	Flexible	0,22-4 mm²	22-12 AWG	22-12 AWG

Voltage			
Rated	500 V Gr.C	600 V	300 V
Impulse withstand			
Pollution degree			

Current			
Rated	20 A	20 A	20 A

Wire size			
Rated / Gauge	4 mm² / A4	12 AWG	12 AWG

Wire stripping length	Recomm. screwdriver	Recomm. torque	Protection
8,5 mm	4 mm	0,5-0,6 Nm	IP20
.33"	*.16"*	*4.4-5.3 lb.in*	*NEMA 1*

M 4/6.DN...

Spacing 6 mm +0,05 *(.238")*

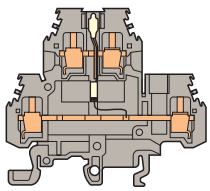

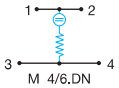

1 connection with 4 inputs on 2 decks. Equipped with a neon lamp.

Colour	Type	P/N
110 V~ 127 V= Grey ☐	**M 4/6.DN**	1SNA **115 182** R**0200**
230 V~ Grey ☐	**M 4/6.DN1**	1SNA **115 183** R**0300**

Characteristics

Wire size		NFC DIN	UL	CSA
Screw clamp	Rigid	0,2-4 mm²	22-12 AWG	18-12 AWG
	Flexible	0,22-4 mm²	22-12 AWG	18-12 AWG

Voltage			
Rated	500 V Gr.C	600 V	150 V
Impulse withstand			
Pollution degree			

Current			
Rated	20 A	20 A	25 A

Wire size			
Rated / Gauge	4 mm² / A4	12 AWG	12 AWG

Wire stripping length	Recomm. screwdriver	Recomm. torque	Protection
8,5 mm	4 mm	0,5-0,6 Nm	IP20
.33"	*.157"*	*4.4-5.3 lb.in*	*NEMA 1*

Accessories

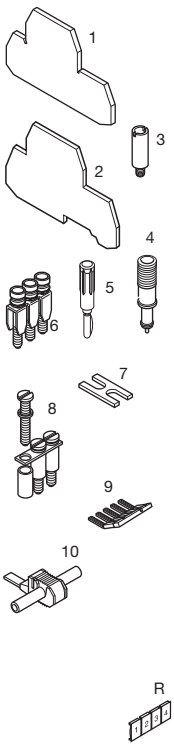

			Type			P/N
1	End section	grey	FEM6D		th. 1,0 mm	1SNA **118 499** R**2300**
2	Separator end section	grey	SCF6D		th. 1,0 mm	1SNA **118 495** R**1700**
3	Test socket		AL2		DIA. 2,0 mm	1SNA **163 070** R**0000**
			AL3		DIA. 3,0 mm	1SNA **163 261** R**0000**
4	Test device	grey	DCG			1SNA **163 218** R**0500**
5	Test plug		FC2	(2)	DIA. 2,0 mm	1SNA **007 865** R**2600**
6	Assembled jumper bar (with IP 20 protection)	32 A	BJMI6D	(1)(3)	2 poles	1SNA **179 668** R**2000**
		32 A	BJMI6D	(1)(3)	3 poles	1SNA **179 669** R**2100**
		32 A	BJMI6D	(1)(3)	4 poles	1SNA **179 670** R**2600**
		32 A	BJMI6D	(1)(3)	5 poles	1SNA **179 671** R**1300**
		32 A	BJMI6D	(1)(3)	10 poles	1SNA **179 672** R**1400**
7	Connector plate	35 A	EL6	(1)(3)		1SNA **173 627** R**2100**
8	Jumper bar not assembled Screw + post + washer	32 A	BJS61	(1)(3)	10 poles	1SNA **168 485** R**2700**
			EV6D			1SNA **168 400** R**1600**
9	Comb-type jumper bar	35 A	PC61		th. 0,5 mm 10 poles	1SNA **163 311** R**2200**
10	IDC jumper		AD2,5			1SNA **114 205** R**2000**
R	See section on markers marking method					

RC65 - RC610 Sides of block RCT610 Top of block

			Type			P/N
1	End section	grey	FEM6D		th. 1,0 mm	1SNA **118 499** R**2300**
2	Separator end section	grey	SCF6D		th. 1,0 mm	1SNA **118 495** R**1700**
3	Test socket		AL2		DIA. 2,0 mm	1SNA **163 070** R**0000**
			AL3		DIA. 3,0 mm	1SNA **163 261** R**0000**
4	Test device	grey	DCG			1SNA **163 218** R**0500**
5	Test plug		FC2	(2)	DIA. 2,0 mm	1SNA **007 865** R**2600**
6	Assembled jumper bar (with IP 20 protection)	32 A	BJMI6D	(1)(3)	2 poles	1SNA **179 668** R**2000**
		32 A	BJMI6D	(1)(3)	3 poles	1SNA **179 669** R**2100**
		32 A	BJMI6D	(1)(3)	4 poles	1SNA **179 670** R**2600**
		32 A	BJMI6D	(1)(3)	5 poles	1SNA **179 671** R**1300**
		32 A	BJMI6D	(1)(3)	10 poles	1SNA **179 672** R**1400**
7	Connector plate	35 A	EL6	(1)(3)		1SNA **173 627** R**2100**
8	Jumper bar not assembled Screw + post + washer	32 A	BJS61	(1)(3)	10 poles	1SNA **168 485** R**2700**
			EV6D			1SNA **168 400** R**1600**
9	Comb-type jumper bar	35 A	PC61		th. 0,5 mm 10 poles	1SNA **163 311** R**2200**
10	IDC jumper		AD2,5			1SNA **114 205** R**2000**
R	See section on markers marking method					

RC65 - RC610 Sides of block RCT610 Top of block

Note : (1) Use of these accessories requires the user to cut out the partition.
(2) For block equipped with AL2 or DCG.
(3) These accessories can be mounted on the lower deck only.

Electronic component holder terminal blocks
With diode
Double deck
Compression clamp

DIN 1 - 3

M 4/6.DE...D...

Spacing 6 mm *(.236")*

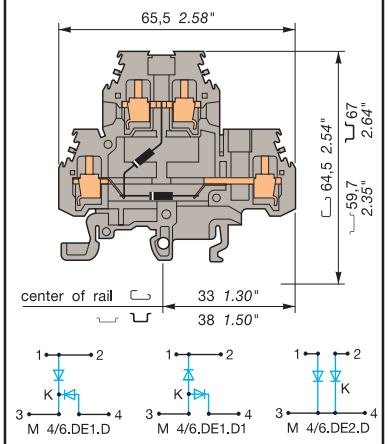

Block equipped with two 1N 4007 diodes negative common (1000 V peak - 250 V service - 1 A).

M 4/6.DD...

Spacing 6 mm *(.236")*

Typical lamp test application

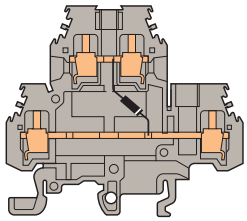

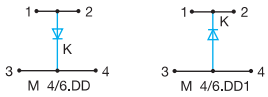

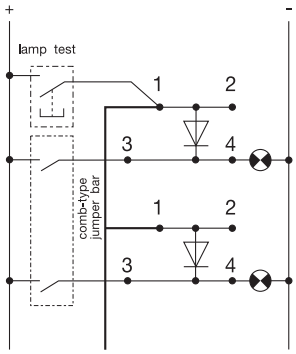

Block equipped with one 1N 4007 diode with two connections per anode and cathode (1000 V peak - 250 V service - 1 A)

Type	P/N
Grey body 1 negative output **M 4/6.DE1.D**	1SNA **115 371** R**2**600
Grey body 1 negative output **M 4/6.DE1.D1**	1SNA **115 591** R**04**00
Grey body 2 negative outputs **M 4/6.DE2.D**	1SNA **115 327** R**12**00

Type	P/N
Grey body • Cathode (K) of the blocking diode connected to the lower circuit **M 4/6.DD**	1SNA **115 168** R**23**00
• Cathode (K) of the blocking diode connected to the upper circuit **M 4/6.DD1**	1SNA **115 184** R**04**00

BAMH	th. 9,1 mm	1SNA **114 836** R**00**00
BAMH	th. 9,1 mm	1SNA **194 836** R**01**00
PR3.Z2	35 x 7,5 x 1	1SNA **174 300** R**17**00
PR4	35 x 15 x 2,3	1SNA **168 500** R**12**00
PR5	35 x 15 x 1,5	1SNA **168 700** R**22**00
PR1.Z2	32 x 15 x 1,5	1SNA **163 050** R**04**00

Other end stops, rails and accessories: See section on accessories.

Characteristics

		NFC DIN	UL	CSA	NFC DIN	UL	CSA
Wire size	Compression clamp Rigid	0,5-4 mm²			0,2-4 mm²		
	Flexible	0,5-4 mm²			0,22-4 mm²	22-12 AWG	18-12 AWG
Rated voltage		500 V Gr.C			500 V Gr.C	600 V	150 V
Rated current		20 A			20 A	25 A	25 A
Rated wire size		4 mm²			4 mm²	12 AWG	12 AWG

Other characteristics

Wire strip. length	Recomm. screwdriver	Recomm. torque	Protection
8,5 mm *.33"*	4 mm *.157"*	0,5-0,6 Nm *4.4-5.3 lb.in*	IP20 *NEMA 1*

Wire stripping length	Recomm. screwdriver	Recomm. torque	Protection
8,5 mm *.33"*	4 mm *.157"*	0,5 - 0,6 Nm *4.4 - 5.3 lb.in*	IP 20 *NEMA 1*

Accessories

			Type		P/N	Type			P/N
1	End section	grey	FEM6D	th. 1 mm	1SNA **118 499** R**23**00	FEM6D		th. 1 mm	1SNA **118 499** R**23**00
2	Separator end section	grey	SCF6D	th. 1 mm	1SNA **118 495** R**17**00	SCF6D		th. 1 mm	1SNA **118 495** R**17**00
3	Test socket		AL2	(1) DIA 2 mm	1SNA **163 070** R**00**00	AL2	(1)	DIA. 2 mm	1SNA **163 070** R**00**00
			AL3	(1) DIA. 3 mm	1SNA **163 261** R**00**00	AL3	(1)	DIA. 3 mm	1SNA **163 261** R**00**00
4	Test device	grey	DCG		1SNA **163 218** R**05**00	DCG			1SNA **163 218** R**05**00
5	Test plug		FC2	(3) DIA. 2 mm	1SNA **007 865** R**26**00	FC2	(3)	DIA. 2 mm	1SNA **007 865** R**26**00
7	Assembled jumper bar (with IP 20 protection)	32 A	BJMI6D	(1)(2) 2 poles	1SNA **179 668** R**20**00	BJMI6D	(1) (2)	2 poles	1SNA **179 668** R**20**00
		32 A	BJMI6D	(1)(2) 3 poles	1SNA **179 669** R**21**00	BJMI6D	(1) (2)	3 poles	1SNA **179 669** R**21**00
		32 A	BJMI6D	(1)(2) 4 poles	1SNA **179 670** R**26**00	BJMI6D	(1) (2)	4 poles	1SNA **179 670** R**26**00
		32 A	BJMI6D	(1)(2) 5 poles	1SNA **179 671** R**13**00	BJMI6D	(1) (2)	5 poles	1SNA **179 671** R**13**00
		32 A	BJMI6D	(1)(2) 10 poles	1SNA **179 672** R**14**00	BJMI6D	(1) (2)	10 poles	1SNA **179 672** R**14**00
8	Connector plate	35 A	EL6	(1)(2)	1SNA **173 627** R**21**00	EL6	(1) (2)		1SNA **173 627** R**21**00
9	Jumper bar not assembled	32 A	BJS61	(1)(2) 10 poles	1SNA **168 485** R**27**00	BJS61	(1) (2)	10 poles	1SNA **168 485** R**27**00
	Post + screw + washer		EV6D		1SNA **168 400** R**16**00	EV6D			1SNA **168 400** R**16**00
10	Pivoting jumper bar	35 A	BJP61	(1)	1SNA **167 225** R**20**00	BJP61	(1)		1SNA **167 225** R**20**00
11	Comb-type jumper bar	35 A	PC61	10 poles	1SNA **163 311** R**22**00	PC61		10 poles	1SNA **163 311** R**22**00
12	IDC jumper		AD2,5		1SNA **114 205** R**20**00	AD2,5			1SNA **114 205** R**20**00
R	See section on markers marking method		RC65 - RC610	RCT610		RC65 - RC610	RCT610		

Note : (1) These accessories can be mounted on the lower deck only.
(2) Use of these accessories requires the user to cut out the partition.
(3) For block equipped with AL2 or DCG.

Component holder terminal blocks
Empty blocks
Double deck blocks
Screw clamp

DIN 1 - 3

End stop		th. 12 mm	**BADH**	1SNA **116 900** R**2700**
End stop		th. 9,1 mm	**BAMH**	1SNA **114 836** R**0000**
End stop		th. 9,1 mm	**BAMH**	1SNA **194 836** R**0100**
Rail		35 x 7,5 x 1	**PR3.Z2**	1SNA **174 300** R**1700**
Rail		35 x 15 x 2,3	**PR4**	1SNA **168 500** R**1200**
Rail		35 x 15 x 1,5	**PR5**	1SNA **168 700** R**2200**
Rail		32 x 15 x 1,5	**PR1.Z2**	1SNA **163 050** R**0400**

Other end stops, rails and accessories : see section on accessories.

Notes

The use of some accessories may decrease the block's voltage rating. For more information, consult us.

M 4/6.DE...

Spacing 6 mm +0,05 (.238")

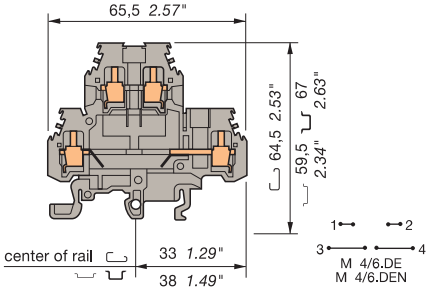

Empty blocks for components (th. 5 mm max.).
Internal, soldered connections, external, by Screw clamp.

Colour		Type	Part numbers
Upper and lower circuit opened			
Grey		**M 4/6.DE**	1SNA **115 185** R**0500**
Blue		**M 4/6.DEN**	1SNA **125 185** R**0700**

Characteristics

Wire size		NFC DIN	UL	CSA
Screw clamp	Rigid	0,5-4 mm²	22-12 AWG	22-12 AWG
	Flexible	0,5-4 mm²	22-12 AWG	22-12 AWG

Voltage			
Rated	500 V Gr.C	600 V	300 V
Impulse withstand			
Pollution degree			

Current			
Rated	26 A	20 A	20 A

Wire size			
Rated / Gauge	4 mm² / A4	12 AWG	12 AWG

Wire stripping length	Recomm. screwdriver	Recomm. torque	Protection
8,5 mm	4 mm	0,5-0,6 Nm	IP20
.33"	*.157"*	*4.4-5.3 lb.in*	*NEMA 1*

M 4/6.DE1

Spacing 6 mm +0,05 (.238")

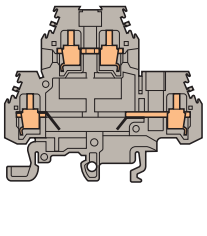

Empty blocks for components (th. 5 mm max.).
Internal, soldered connections, external, by Screw clamp.

Colour		Type	Part numbers
Lower circuit opened			
Grey		**M 4/6.DE1**	1SNA **115 177** R**1400**

Characteristics

Wire size		NFC DIN	UL	CSA
Screw clamp	Rigid	0,5-4 mm²	22-12 AWG	22-12 AWG
	Flexible	0,5-4 mm²	22-12 AWG	22-12 AWG

Voltage			
Rated	500 V Gr.C	600 V	300 V
Impulse withstand			
Pollution degree			

Current			
Rated	26 A	20 A	20 A

Wire size			
Rated / Gauge	4 mm² / A4	12 AWG	12 AWG

Wire stripping length	Recomm. screwdriver	Recomm. torque	Protection
8,5 mm	4 mm	0,5-0,6 Nm	IP20
.33"	*.157"*	*4.4-5.3 lb.in*	*NEMA 1*

Accessories

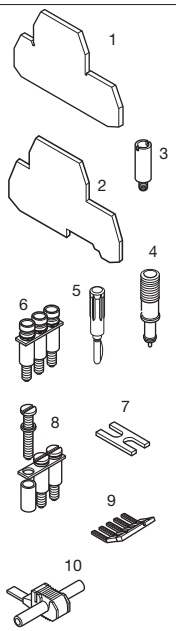

			Type				Part numbers	Type				Part numbers
1	End section	grey	FEM6D		th.	1,0 mm	1SNA **118 499** R**2300**	FEM6D		th.	1,0 mm	1SNA **118 499** R**2300**
		blue	FEM6D		th.	1,0 mm	1SNA **128 499** R**2500**					
2	Separator end section	grey	SCF6D		th.	1,0 mm	1SNA **118 495** R**1700**	SCF6D		th.	1,0 mm	1SNA **118 495** R**1700**
3	Test socket		AL2		DIA.	2,0 mm	1SNA **163 070** R**0000**	AL2		DIA.	2,0 mm	1SNA **163 070** R**0000**
			AL3		DIA.	3,0 mm	1SNA **163 261** R**0000**	AL3		DIA.	3,0 mm	1SNA **163 261** R**0000**
4	Test device	grey	DCG				1SNA **163 218** R**0500**	DCG				1SNA **163 218** R**0500**
5	Test plug		FC2	(2)	DIA.	2,0 mm	1SNA **007 865** R**2600**	FC2	(2)	DIA.	2,0 mm	1SNA **007 865** R**2600**
6	Assembled jumper bar (with IP 20 protection)	32 A	BJMI6D	(1)(3)	2	poles	1SNA **179 668** R**2000**	BJMI6D	(1)	2	poles	1SNA **179 668** R**2000**
		32 A	BJMI6D	(1)(3)	3	poles	1SNA **179 669** R**2100**	BJMI6D	(1)	3	poles	1SNA **179 669** R**2100**
		32 A	BJMI6D	(1)(3)	4	poles	1SNA **179 670** R**2600**	BJMI6D	(1)	4	poles	1SNA **179 670** R**2600**
		32 A	BJMI6D	(1)(3)	5	poles	1SNA **179 671** R**1300**	BJMI6D	(1)	5	poles	1SNA **179 671** R**1300**
		32 A	BJMI6D	(1)(3)	10	poles	1SNA **179 672** R**1400**	BJMI6D	(1)	10	poles	1SNA **179 672** R**1400**
7	Connector bar	35 A	EL6	(1)(3)			1SNA **173 627** R**2100**	EL6	(1)			1SNA **173 627** R**2100**
8	Jumper bar not assembled Screw + post + washer	32 A	BJS61	(1)(3)	10	poles	1SNA **168 485** R**2700**	BJS61	(1)	10	poles	1SNA **168 485** R**2700**
			EV6D				1SNA **168 400** R**1600**	EV6D				1SNA **168 400** R**1600**
9	Comb-type jumper bar	35 A	PC61	th.0,5 mm	10	poles	1SNA **163 311** R**2200**	PC61	th.0,5 mm	10	poles	1SNA **163 311** R**2200**
10	IDC jumper	24 A	AD2,5				1SNA **114 205** R**2000**	AD2,5				1SNA **114 205** R**2000**

R See section on markers marking method

RC65 - RC610 Sides of block RCT610 Top of block

RC65 - RC610 Sides of block RCT610 Top of block

Note : (1) Use of these accessories requires the user to cut out the partition.
(2) For block equipped with AL2 or DCG.
(3) These accessories can be used on the lower connection only.

Component holder terminal blocks
With neon lamp indicator
Empty blocks
Double deck
Screw clamp

DIN 1 - 3

End stop		th. 12 mm	**BADH**	1SNA **116 900** R2700
End stop		th. 9,1 mm	**BAMH**	1SNA **114 836** R0000
End stop		th. 9,1 mm	**BAMH**	1SNA **194 836** R0100
Rail		35 x 7,5 x 1	**PR3.Z2**	1SNA **174 300** R1700
Rail		35 x 15 x 2,3	**PR4**	1SNA **168 500** R1200
Rail		35 x 15 x 1,5	**PR5**	1SNA **168 700** R2200
Rail		32 x 15 x 1,5	**PR1.Z2**	1SNA **163 050** R0400

Other end stops, rails and accessories : see section on accessories.

Notes

The use of some accessories may decrease the block's voltage rating. For more information, consult us.

M 4/6.DE2

Spacing 6 mm + 0,05 *(.238")*

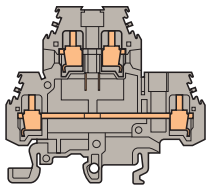

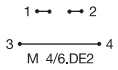

Empty blocks for components (th. 5 mm maxi.).
Internal, soldered connections, external, by Screw clamp.

Colour	Type	P/N
Upper circuit opened		
Grey	**M 4/6.DE2**	1SNA **115 326** R1100

Characteristics

Wire size

		NFC DIN	UL	CSA
Screw clamp	Rigid	0,5-4 mm²		22-12 AWG
	Flexible	0,5-4 mm²		22-12 AWG

Voltage

Rated	500 V Gr.C		300 V
Impulse withstand			
Pollution degree			

Current

Rated	26 A		20 A

Wire size

Rated / Gauge	4 mm² / A4		12 AWG

Wire stripping length	Recomm. screwdriver	Recomm. torque	Protection
8,5 mm	4 mm	0,5-0,6 Nm	IP20
.33"	*.16"*	*4.4-5.3 lb.in*	*NEMA 1*

M 4/6.DL...

Spacing 6 mm + 0,05 *(.238")*

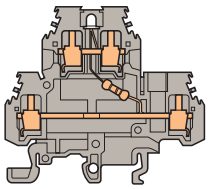

1 connection with 4 inputs on 2 decks. Equipped with a non-protected LED 24 V.

Colour	Type	P/N
+ on the upper circuit		
Grey body/red Led	**M 4/6.DL**	1SNA **115 178** R2500
Grey body/green Led	**M 4/6.DLV**	1SNA **115 522** R0600
+ on the lower circuit		
Grey body/red Led	**M 4/6.DL1**	1SNA **115 179** R2600

Characteristics

Wire size

		NFC DIN	UL	CSA
Screw clamp	Rigid	0,2-4 mm²	22-12 AWG	22-12 AWG
	Flexible	0,22-4 mm²	22-12 AWG	22-12 AWG

Voltage

Rated	500 V Gr.C	600 V	300 V
Impulse withstand			
Pollution degree			

Current

Rated	20 A	20 A	20 A

Wire size

Rated / Gauge	4 mm² / A4	12 AWG	12 AWG

Wire stripping length	Recomm. screwdriver	Recomm. torque	Protection
8,5 mm	4 mm	0,5-0,6 Nm	IP20
.33"	*.16"*	*4.4-5.3 lb.in*	*NEMA 1*

Accessories

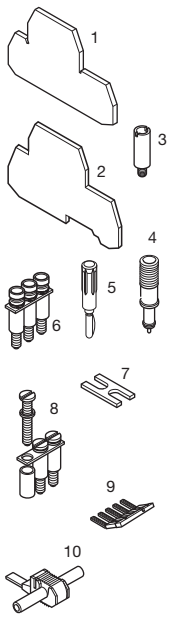

			Type			P/N	Type			P/N
1	End section	grey	FEM6D		th. 1,0 mm	1SNA **118 499** R2300	FEM6D		th. 1,0 mm	1SNA **118 499** R2300
2	Separator end section	grey	SCF6D		th. 1,0 mm	1SNA **118 495** R1700	SCF6D		th. 1,0 mm	1SNA **118 495** R1700
3	Test socket		AL2		DIA. 2,0 mm	1SNA **163 070** R0000	AL2		DIA. 2,0 mm	1SNA **163 070** R0000
			AL3		DIA. 3,0 mm	1SNA **163 261** R0000	AL3		DIA. 3,0 mm	1SNA **163 261** R0000
4	Test device	grey	DCG			1SNA **163 218** R0500	DCG			1SNA **163 218** R0500
5	Test plug		FC2	(2)	DIA. 2,0 mm	1SNA **007 865** R2600	FC2	(2)	DIA. 2,0 mm	1SNA **007 865** R2600
6	Assembled jumper bar (with IP 20 protection)	32 A	BJMI6D	(1)(3)	2 poles	1SNA **179 668** R2000	BJMI6D	(1)(3)	2 poles	1SNA **179 668** R2000
		32 A	BJMI6D	(1)(3)	3 poles	1SNA **179 669** R2100	BJMI6D	(1)(3)	3 poles	1SNA **179 669** R2100
		32 A	BJMI6D	(1)(3)	4 poles	1SNA **179 670** R2600	BJMI6D	(1)(3)	4 poles	1SNA **179 670** R2600
		32 A	BJMI6D	(1)(3)	5 poles	1SNA **179 671** R1300	BJMI6D	(1)(3)	5 poles	1SNA **179 671** R1300
		32 A	BJMI6D	(1)(3)	10 poles	1SNA **179 672** R1400	BJMI6D	(1)(3)	10 poles	1SNA **179 672** R1400
7	Connector plate	35 A	EL6	(1)(3)		1SNA **173 627** R2100	EL6	(1)(3)		1SNA **173 627** R2100
8	Jumper bar not assembled Screw + post + washer	32 A	BJS61	(1)(3)	10 poles	1SNA **168 485** R2700	BJS61	(1)(3)	10 poles	1SNA **168 485** R2700
			EV6D			1SNA **168 400** R1600	EV6D			1SNA **168 400** R1600
9	Comb-type jumper bar	35 A	PC61		th. 0,5 mm 10 poles	1SNA **163 311** R2200	PC61		th. 0,5 mm 10 poles	1SNA **163 311** R2200
10	IDC jumper		AD2,5			1SNA **114 205** R2000	AD2,5			1SNA **114 205** R2000
R	See section on markers marking method		RC65 - RC610 Sides of block		RCT610Top of block		RC65 - RC610 Sides of block		RCT610Top of block	

Note : (1) Use of these accessories requires the user to cut out the partition.
(2) For block equipped with AL2 or DCG.
(3) These accessories can be mounted on the lower deck only.

Electronic component-holder terminal blocks
with potentiometer switch block with resistor
Screw clamp

DIN 1 - 3

End stop		th. 9 mm	**BADL**	1SNA **399 903** R02**00**
End stop		th. 10 mm	**BAM2**	1SNA **206 351** R16**00**
End stop		th. 10 mm	**BAR**	1SNA **164 338** R06**00**
Rail		35 x 7,5 x 1	**PR3.Z2**	1SNA **174 300** R17**00**
Rail		35 x 15 x 2,3	**PR4**	1SNA **168 500** R12**00**
Rail		35 x 15 x 1,5	**PR5**	1SNA **168 700** R22**00**
Rail		32 x 15 x 1,5	**PR1.Z2**	1SNA **163 050** R04**00**

Other end stops, rails and accessories : see section on accessories.

Notes

The use of some accessories may decrease the block's voltage rating. For more information, consult us.

M 4/7.R

Spacing 7 mm (*.276"*)

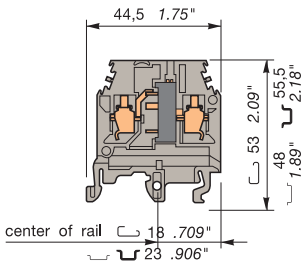

Block equipped with a variable resistor 20Ω ± 10 % to compensate for line resistance in measurement circuits.

CE

Colour		Type	Part numbers
Grey	□	**M 4/7.R**	1SNA **115 291** R17**00**

Characteristics

Wire size

		NFC DIN	UL	CSA
Screw clamp	Rigid	0,5-4 mm²		
	Flexible	0,5-4 mm²		

Voltage			
Rated	750 V Gr.C		
Impulse withstand			
Pollution degree			
Current			
Rated	see curve		
Wire size			
Rated / Gauge	4 mm² / A4		

Wire stripping length	Recomm. screwdriver	Recomm. torque	Protection
9,5 mm	4 mm	0,5-0,6 Nm	IP 20
.37"	*.157"*	*4.4-5.3 ib.in*	*NEMA 1*

M 4/8.SF.R

Spacing 8 mm (*.316"*)

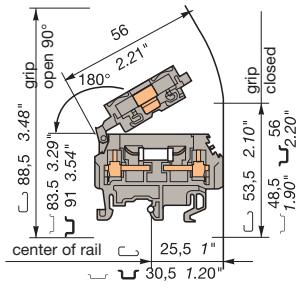

Block with drawing grip equipped with a 10 kΩ / 2 W / 5% resistor

CE

Colour		Type	Part numbers
Grey	□	**M 4/8.SF.R**	1SNA **115 693** R12**00**

Characteristics

Wire size

		NFC DIN	UL	CSA
Screw clamp	Rigid	0,5-4 mm²		
	Flexible	0,5-4 mm²		

Voltage			
Rated	750 V Gr.C		
Impulse withstand			
Pollution degree			
Current			
Rated			
Wire size			
Rated / Gauge	4 mm² / A4		

Wire stripping length	Recomm. screwdriver	Recomm. torque	Protection
9,5 mm	4 mm	0,5-0,6 Nm	IP 20
.37"	*.157"*	*4.4-5.3 ib.in*	*NEMA 1*

Accessories

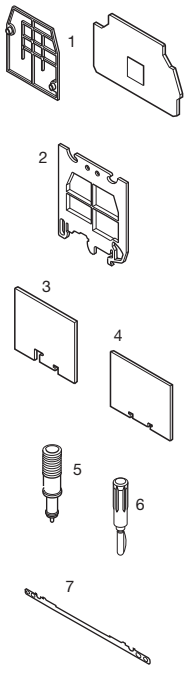

			Type		Part numbers
1	End section	grey	FEM6	th. 2,8 mm	1SNA **118 368** R16**00**
2	Separator end section rail	grey	SCFM6	th. 3,0 mm	1SNA **114 825** R05**00**
3	Separator end section	grey	SCFEX1 ⊂	th. 2,4 mm	1SNA **103 619** R04**00**
4	Separator end section	grey	SCFEX3 ⊂	th. 2,4 mm	1SNA **103 620** R01**00**
5	Test device	yellow	DCJ		1SNA **173 059** R03**00**
6	Test plug		FC2	DIA. 2 mm	1SNA **007 865** R26**00**
7	Shield connector		CBM5	th. 0,5 mm	1SNA **178 745** R14**00**
			CBM8	th. 0,8 mm	1SNA **178 746** R15**00**
			FEM8S	th. 1,5 mm	1SNA **116 951** R15**00**

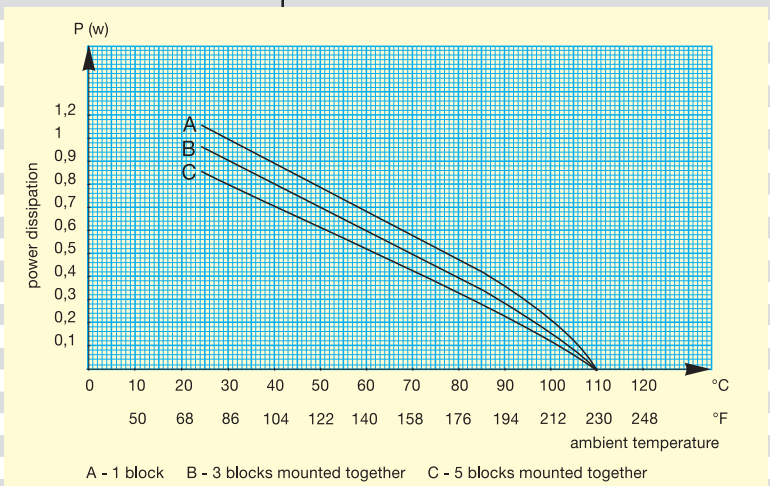

A - 1 block B - 3 blocks mounted together C - 5 blocks mounted together

R See section on markers marking method

Sides of block RC65 - RC610

Sides of block RC65 RC810

Electronic component holder terminal blocks
With resistor
Screw clamp

DIN 1 - 3

BAMH	th. 9,1 mm	1SNA **114 836** R**00**00
BAMH	th. 9,1 mm	1SNA **194 836** R**01**00
PR3.Z2	35 x 7,5 x 1	1SNA **174 300** R**17**00
PR4	35 x 15 x 2,3	1SNA **168 500** R**12**00
PR5	35 x 15 x 1,5	1SNA **168 700** R**22**00
PR1.Z2	32 x 15 x 1,5	1SNA **163 050** R**04**00

Other end stops, rails and accessories : See section on accessories.

M 4/6.CA I/U - 250

Spacing 6 mm *(.236")*

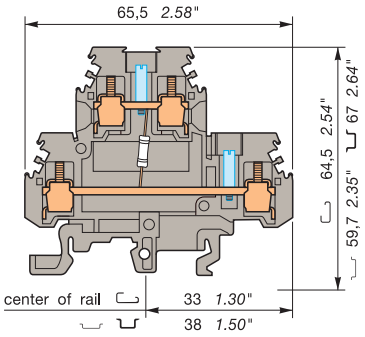

M 4/6 block equipped with a 250 Ω precision resistor and two DIA. 2 mm test sockets. For a 0-20 mA or 4-20 mA analog signal.

Type		Part number
Grey body		
M 4/6.CA I/U - 250	□	1SNA **007 025** R**17**00

M 4/6.CA I/U - 500

Spacing 6 mm *(.236")*

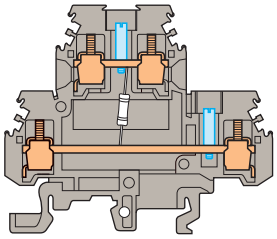

M 4/6 block equipped with a 500 Ω precision resistor and two DIA. 2 mm test sockets. For a 0-20 mA or 4-20 mA analog signal.

Type		Part number
Grey body		
M 4/6.CA I/U - 500	□	1SNA **007 026** R**10**00

Component characteristics

	M 4/6.CA I/U - 250	M 4/6.CA I/U - 500
Resistor	250 Ω	500 Ω
Rated power	0.35 W	0.35 W
Accuracy	0,1 %	0,1 %
Stability	25 ppm	25 ppm

Characteristics

			NFC	DIN	UL	CSA	NFC	DIN	UL	CSA
Wire size	Screw clamp	Rigid	0,2-4 mm²				0,2-4 mm²			
		Flexible	0,22-4 mm²				0,22-4 mm²			
Rated voltage	V	~								
		=								
Rated current	A		26				26			
Rated wire size			4 mm²				4 mm²			

Other characteristics

	M 4/6.CA I/U - 250				M 4/6.CA I/U - 500			
	Wire stripping length	Recommended screwdriver	Recommended torque	Protection	Wire stripping length	Recommended screwdriver	Recommended torque	Protection
	8,5 mm .33"	4 mm	0,4-0,6 Nm 3.5-5.3 lb.in	IP 20 NEMA 1	8,5 mm .33"	4 mm	0,4-0,6 Nm 3.5-5.3 lb.in	IP 20 NEMA 1

Accessories

			Type		Part numbers	Type		Part numbers
6	End section	grey	FEM6D	th. 1 mm	1SNA **118 499** R**23**00	FEM6D	th. 1 mm	1SNA **118 499** R**23**00
7	Separator end section	grey	SCF6D	th. 1 mm	1SNA **118 495** R**17**00	SCF6D	th. 1 mm	1SNA **118 495** R**17**00
8	Test device		DCG	grey	1SNA **163 218** R**05**00	DCG	grey	1SNA **163 218** R**05**00
9	Test plug		FC2	DIA. 2 mm	1SNA **007 865** R**26**00	FC2	DIA. 2 mm	1SNA **007 865** R**26**00
10	Comb-type jumper bar		PC61	10 poles	1SNA **163 311** R**22**00	PC61	10 poles	1SNA **163 311** R**22**00
11	IDC jumper		AD2,5		1SNA **114 205** R**20**00	AD2,5		1SNA **114 205** R**20**00

R See section on markers marking method

RC65 - RC610

RC65 - RC610

Thermocouple terminal blocks

Screw clamp

DIN 1 - 3

refer to the section "Special Applications" for part numbers and characteristics.

End stop	th. 9 mm	**BADL**	1SNA **399 903** R0200
End stop	th. 10 mm	**BAM2**	1SNA **206 351** R1600
End stop	th. 10 mm	**BAR**	1SNA **164 338** R0600
Rail	35 x 7,5 x 1	**PR3.Z2**	1SNA **174 300** R1700
Rail	35 x 15 x 2,3	**PR4**	1SNA **168 500** R1200
Rail	35 x 15 x 1,5	**PR5**	1SNA **168 700** R2200
Rail	32 x 15 x 1,5	**PR1.Z2**	1SNA **163 050** R0400

Other end stops, rails and accessories : see section on accessories.

MTC 6

Spacing 6 mm *(.236")*

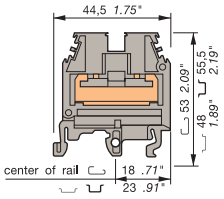

6 mm block for thermocouple wires.

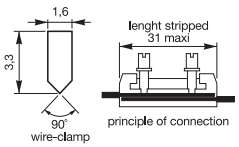

CE

		Type	Part number
Bloc standard	Grey body	**MTC 6**	1SNA **115 206** R2200

Characteristics

		NFC DIN	UL	CSA
Wire size mm² / AWG		2 Rigid conductors for thermocouple (Ø 0.9 - 1.5 mm)		
Rated voltage	V	500 V Gr.C		
Rated current				
Rated wire size				
Wire stripping length	mm / *inches*	31 mm max. / *1.22"*		
Recommended torque	Nm / *lb.in*	0,4-0,6 Nm / *3.5-5.3 lb.in*		

Accessories

			Type		Part number
1	**1** End section	grey	FEM6	th.2,8	1SNA **118 368** R1600
	2 Shield connector		CBM5	th.0,5	1SNA **178 745** R1400
			CBM8	th.0,8	1SNA **178 746** R1500

1

2

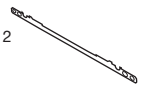

R

R See section on markers marking method

RC65 - RC610 Sides of block RCT610 Top of block

Thermocouple terminal blocks

MTC 6 thermocouple terminal block provides an interface for connecting thermocouple wire with virtually no loss of signal integrity. The interface design ensures positive wire continuity and allows selection and inventory of one terminal block for all thermocouple material.

Figure 1 : MTC 6 with shield connector

The thermocouple principle is based on the reaction of different metals to temperature. When thermocouple wires are terminated or connected, the "metal balance" must be maintained. The introduction of a foreign material (such as copper) results in loss of signal strength and integrity.

When running extended or intermittent lengths of thermocouple wire, to a measurement instrument, two solutions are available :

1. When signals are carried over a long distance, a thermocouple transmitter is required. The thermocouple signal, in millivolts (mV), is converted to a milliampere (mA) signal (i.e. 4-20 mA) for ease of transmission.

2. When thermocouple wire is of insufficient length, termination and interconnection, using terminal blocks, will extend its length.

Universal terminal block

Other thermocouple terminal blocks are available with hardware (screws, clamps and connecting bar) which match the thermocouple material being used. This requires inventory of many different terminal block types.

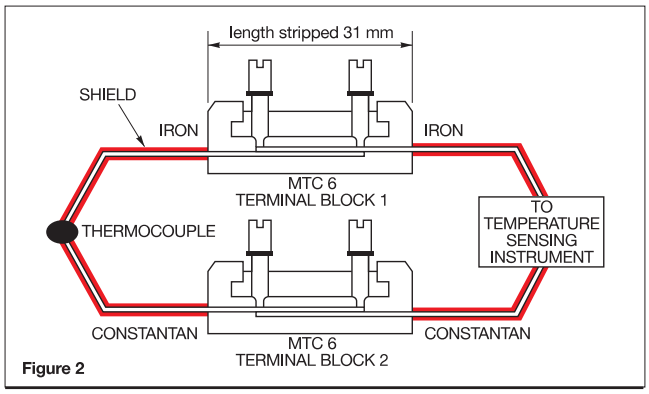

Figure 2

MTC 6 terminal block adapts to all thermocouple material. This "neutral" method of connection limits the introduction of foreign materials to an insignificant level. The thermocouple wire insulation is stripped (31 mm maximum) and the bare wires are superimposed on one another. The thermocouple wires are in contact over their complete 31 mm length and tightened at two points by round tip screws (see figure 2). The screws, made of plated brass, have only a mechanical function, that of holding the wires together with a point contact. Thus, the pressure points are not relevant in the connection environment.

One thermocouple lead connects through one terminal block (see figure 2). The MTC 6 requires only 6 mm of space, allowing 50 terminals per foot of rail.

Thermocouple shield wire connector bar

The MTC 6 can be field of factory equipped with a shield connector bar (see figure 1). This bar, made of treated brass, mounts in the lower part of the terminal block. It ensures the continuity of the thermocouple wire shield through the terminal block or to ground with no additional spacing.

Miniblocks

Screw clamp

DIN 1 - 3

MS 4/6...

Spacing 6 mm + 0,05 (.238")

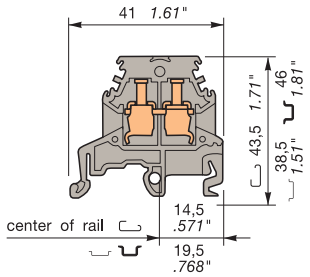

Simplified 6 mm block (compact over-all dimensions)

Colour	Type	Part numbers
Grey	**MS 4/6**	1SNA **115 265** R**2400**
Blue	**MS 4/6.N**	1SNA **125 265** R**2600**
Orange	**MS 4/6**	1SNA **105 013** R**1200**
Yellow	**MS 4/6**	1SNA **105 265** R**0300**

Characteristics

Wire size

		IEC NFC DIN	UL	CSA
Screw clamp	Rigid	0,2-4 mm²	22-10 AWG	22-12 AWG
	Flexible	0,22-4 mm²	22-10 AWG	22-12 AWG

Voltage

Rated	630 V	600 V	300 V
Impulse withstand	4 kV		
Pollution degree	3		

Current

Rated	32 A	30 A	25 A

Wire size

Rated / Gauge	4 mm² / A4	10 AWG	12 AWG

Wire stripping length	Recommended screwdriver	Recommended torque	protection
10 mm	4 mm	0,5-0,8 Nm	IP 20
.39"	*.157"*	*4.4-7.1 ib.in*	*NEMA 1*

MS 6/8...

Spacing 8 mm - 0,05 (.315")

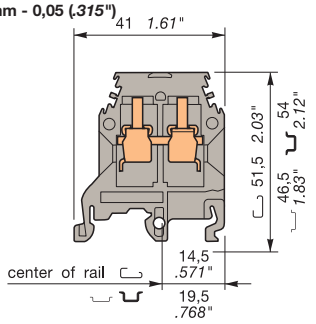

Simplified 8 mm block (compact over-all dimensions)

Colour	Type	Part numbers
Grey	**MS 6/8**	1SNA **115 278** R**0100**
Blue	**MS 6/8.N**	1SNA **125 278** R**0300**
Orange	**MS 6/8**	1SNA **105 014** R**1300**

Characteristics

Wire size

		IEC NFC DIN	UL	CSA
Screw clamp	Rigid	0,5-10 mm²	22-8 AWG	20-8 AWG
	Flexible	0,5-6 mm²	22-8 AWG	20-8 AWG

Voltage

Rated	500 V	300 V	300 V
Impulse withstand	6 kV		
Pollution degree	3		

Current

Rated	41 A	50 A	40 A

Wire size

Rated / Gauge	6 mm² / A5	8 AWG	8 AWG

Wire stripping length	Recommended screwdriver	Recommended torque	protection
12 mm	4-5 mm	0,8-1 Nm	IP 20
.47"	*.157" - .197"*	*7.1-8.9 ib.in*	*NEMA 1*

End stop	th. 9 mm	**BADL**	1SNA **399 903** R**0200**
End stop	th. 10 mm	**BAM2**	1SNA **206 351** R**1600**
End stop	th. 10 mm	**BAR**	1SNA **164 338** R**0600**
Rail	35 x 7,5 x 1	**PR3.Z2**	1SNA **174 300** R**1700**
Rail	35 x 15 x 2,3	**PR4**	1SNA **168 500** R**1200**
Rail	35 x 15 x 1,5	**PR5**	1SNA **168 700** R**2200**
Rail	32 x 15 x 1,5	**PR1.Z2**	1SNA **163 050** R**0400**

Other end stops, rails and accessories : see section on accessories.

Notes

Some accessories can decrease the block's voltage rating. For more information, consult us.

Accessories

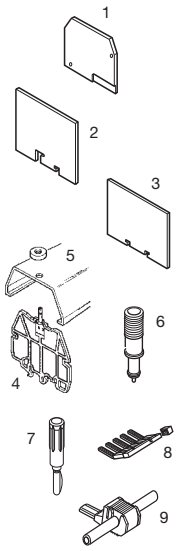

			Type			P/N	Type			P/N
1	End section	grey	FEMS6		th. 3,0 mm	1SNA **113 885** R**0100**	FEMS8		th. 3,0 mm	1SNA **114 195** R**0600**
		blue orange yellow beige	FEMS6		th. 3,0 mm	1SNA **103 292** R**2500**	FEMS8		th. 3,0 mm	1SNA **103 302** R**0700**
2	Circuit separator	grey	SCFEX1	(1)	th. 2,4 mm	1SNA **103 619** R**0400**	SCFEX1	(1)	th. 2,4 mm	1SNA **103 619** R**0400**
3	Circuit separator	grey	SCFEX3	(1)	th. 2,4 mm	1SNA **103 620** R**0100**	SCFEX3	(1)	th. 2,4 mm	1SNA **103 620** R**0100**
4	Circuit separator	grey	SCFCV1-2	(1)	th. 3,0 mm	1SNA **116 795** R**1100**	SCFCV1-2	(1)	th. 3,0 mm	1SNA **116 795** R**1100**
	(for CPV cover)	beige	SCFCV1-2	(1)	th. 3,0 mm	1SNA **196 795** R**1200**	SCFCV1-2	(1)	th. 3,0 mm	1SNA **196 795** R**1200**
5	Protective cover		CPV1-2	(for SCFCV1-2...)		1SNA **176 816** R**1200**	CPV1-2	(for SCFCV1-2...)		1SNA **176 816** R**1200**
6	Test device		DCJ		yellow	1SNA **173 059** R**0300**	DCO		orange	1SNA **173 060** R**0000**
7	Test plug		FC2		DIA. 2,0 mm	1SNA **007 865** R**2600**	FC2		DIA. 2,0 mm	1SNA **007 865** R**2600**
8	Comb type jumper bar		PC6	35 A	2 poles	1SNA **113 546** R**1400**	PC8	50 A	2 poles	1SNA **116 538** R**1700**
			PC6	35 A	3 poles	1SNA **116 536** R**0500**	PC8	50 A	3 poles	1SNA **116 539** R**1000**
			PC6	35 A	4 poles	1SNA **116 537** R**0600**	PC8	50 A	4 poles	1SNA **116 540** R**2500**
			PC6	35 A	10 poles	1SNA **113 548** R**2600**	PC8	50 A	10 poles	1SNA **163 313** R**2400**
	Insulating tip		EIP			1SNA **113 550** R**2400**				
9	IDC jumper		AD2,5			1SNA **114 205** R**2000**	AD2,5			1SNA **114 205** R**2000**

R See section on markers marking method

Top of the block RC65 Side of the block RC65 - RC610

Top of the block RC65 Side of the block RC810

Note : (1) End section and circuit separators snapped on rails

Miniblocks

for profil EN 50045
(DIN 46277/2)
Screw clamp - Screw clamp

DIN 2

End stop		th. 6,5 mm	**BADRL**	1SNA **199 420** R**2**1**0**0
Rail		15 x 5 x 1	**PR2**	1SNA **164 600** R**1**2**0**0

Other end stops, rails and accessories : see section on accessories.

Notes

Some accessories can decrease the block's voltage rating. Consult us for information.

DR 1,5/4

Spacing 4 mm *(.157")*

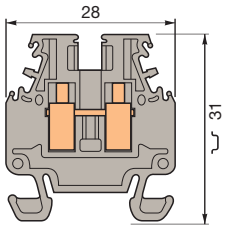

Standard block 4 mm.

Color		Type	Part number
Grey	□	**DR 1,5/4**	1SNA **110 106** R**2**5**0**0

Characteristics

Wire size

		IEC NFC DIN	UL	CSA
Screw	Rigid	0,2-1,5 mm²	24-16 AWG	24-16 AWG
	Flexible	0,22-1,5 mm²	24-16 AWG	24-16 AWG
	Rigid			
	Flexible			

Voltage

Rated	500 V	300 V	200 V
Impulse withstand	6 kV		
Pollutiond degree	3		

Current

Rated	17,5 A	10 A	10 A

Wire size

Rated / Gauge	1,5 mm² / A1	16 AWG	16 AWG

Wire strip. length	Recomm. screwdriver	Recomm. torque	Protection
7 mm	2,5 mm	0,4-0,6 Nm	IP20
.275"	*.98"*	*3.5-5.3 lb.in*	*NEMA1*

DR 1,5/4.1

Spacing 4 mm *(.157")*

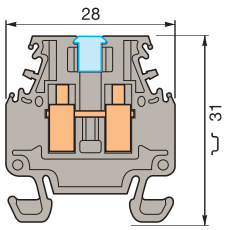

Standard block 4 mm with partition.

Color		Type	Part number
Grey	□	**DR 1,5/4.1**	1SNA **110 107** R**2**6**0**0

Characteristics

Wire size

		IEC NFC DIN	UL	CSA
Screw	Rigid	0,2-1,5 mm²	24-16 AWG	24-16 AWG
	Flexible	0,22-1,5 mm²	24-16 AWG	24-16 AWG
	Rigid			
	Flexible			

Voltage

Rated	500 V	300 V	200 V
Impulse withstand	6 kV		
Pollution degree	3		

Current

Rated	17,5 A	10 A	10 A

Wire size

Rated/gauge	1,5 mm² / A1	16 AWG	16 AWG

Wire strip. length	Recomm. screwdriver	Recomm. torque	Protection
7 mm	2,5 mm	0,4-0,6 Nm	IP20
.275"	*.98"*	*3.5-5.3 lb.in*	*NEMA1*

Accessories

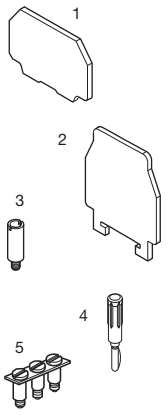

			Type			Part number	Type			Part number
1	End section	grey	FED2-4			1SNA **215 580** R**2**1**0**0	FED2-4			1SNA **215 580** R**2**1**0**0
2	Circuit separator	white	SCDR61		th. 0,3 mm	1SNA **173 016** R**1**0**0**0	SCDR61		th. 0,3 mm	1SNA **173 016** R**1**0**0**0
3	Test socket		AL2-4	(1)	DIA. 2,0 mm	1SNA **205 716** R**0**3**0**0	AL2-4	(1)	DIA. 2,0 mm	1SNA **205 716** R**0**3**0**0
4	Test plug		FC2	(1)	DIA. 2,0 mm	1SNA **007 865** R**2**6**0**0	FC2	(1)	DIA. 2,0 mm	1SNA **007 865** R**2**6**0**0
5	Assembled jumper bar (without protection IP20)		BJM4	(1) 17,5 A	2 poles	1SNA **205 735** R**0**6**0**0	BJM4	(1) 17,5 A	2 poles	1SNA **205 735** R**0**6**0**0
			BJM4	(1) 17,5 A	3 poles	1SNA **205 736** R**0**7**0**0	BJM4	(1) 17,5 A	3 poles	1SNA **205 736** R**0**7**0**0
			BJM4	(1) 17,5 A	5 poles	1SNA **205 737** R**0**0**0**0	BJM4	(1) 17,5 A	5 poles	1SNA **205 737** R**0**0**0**0
			BJM4	(1) 17,5 A	10 poles	1SNA **205 738** R**1**1**0**0	BJM4	(1) 17,5 A	10 poles	1SNA **205 738** R**1**1**0**0

R

R See section on markers
Marking method

RC410 Sides of block

RC410 Sides of block

(1) A circuit separator **SC** is required with the use of these accessories.

Miniblocks

for profil EN 50045
(DIN 46277/2)
Screw clamp - Screw clamp

DIN 2

refer to the section "Special Applications" for part numbers and characteristics.

End stop	⌣	th. 6,5 mm	**BADRL**	1SNA **199 420** R**21**00
Rail	⌣	15 x 5 x 1	**PR2**	1SNA **164 600** R**12**00

Other end stops, rails and accessories : see section on accessories.

Notes

Some accessories can decrease the block's voltage rating. Consult us for information.

DR 1,5/5

Spacing 5 mm + 0,08 *(.200")*

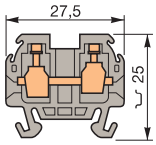

Standard block 5 mm.

Color		Type	Part number
Grey	□	**DR 1,5/5**	1SNA **115 510** R**16**00

Characteristics

Wire size

		IEC NFC DIN	UL	CSA
Screw	Rigid	0,2-2,5 mm²	28-12 AWG	28-14 AWG
	Flexible	0,22-1,5 mm²	28-12 AWG	28-14 AWG
	Rigid			
	Flexible			

Voltage

Rated	250 V Gr.C	300 V	300 V
Impulse withstand			
Pollutiond degree			

Current

Rated	20 A	20 A	20 A

Wire size

Rated / Gauge	1,5 mm²	12 AWG	14 AWG

Wire strip. length	Recomm. screwdriver	Recomm. torque	Protection
8,5 mm	3,5 mm	0,4-0,6 Nm	IP20
.335"	*.138"*	*3.5-5.3 lb.in*	*NEMA1*

DR 1,5/5.1

Spacing 5 mm + 0,08 *(.200")*

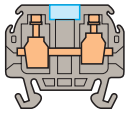

DR 1,5/5 with partition.

Color		Type	Part number
Grey	□	**DR 1,5/5.1**	1SNA **112 086** R**02**00

Characteristics

Wire size

		IEC NFC DIN	UL	CSA
Screw	Rigid	0,2-2,5 mm²	28-12 AWG	28-14 AWG
	Flexible	0,22-1,5 mm²	28-12 AWG	28-14 AWG
	Rigid			
	Flexible			

Voltage

Rated	250 V Gr.C	300 V	300 V
Impulse withstand			
Pollution degree			

Current

Rated	20 A	20 A	20 A

Wire size

Rated/gauge	1,5 mm²	12 AWG	14 AWG

Wire strip. length	Recomm. screwdriver	Recomm. torque	Protection
8,5 mm	3,5 mm	0,4-0,6 Nm	IP 20
.33"	*.14"*	*3.5-5.3 lb.in*	*NEMA 1*

Accessories

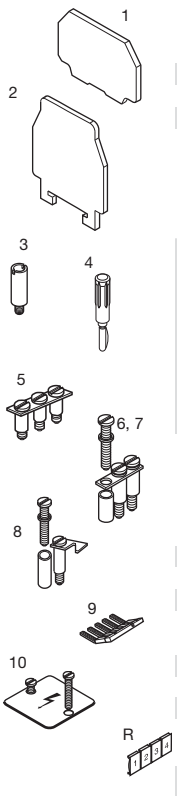

			Type			Part number	Type			Part number
1	End section	grey	FEDR5		th. 1 mm	1SNA **117 318** R**23**00	FEDR5		th. 1 mm	1SNA **117 318** R**23**00
		blue								
		yellow								
2	Circuit separator	white								
3	Test socket						AL2		DIA. 2 mm	1SNA **167 319** R**06**00
4	Test plug						FC2 (2)		DIA. 2 mm	1SNA **007 865** R**26**00
5	Assembled jumper bar (with protection IP20)		BJMI5 DR	24 A	2 poles	1SNA **176 704** R**02**00	BJMI5 DR	24 A	2 poles	1SNA **176 704** R**02**00
			BJMI5 DR	24 A	3 poles	1SNA **176 705** R**03**00	BJMI5 DR	24 A	3 poles	1SNA **176 705** R**03**00
			BJMI5 DR	24 A	4 pôles	1SNA **176 706** R**04**00	BJMI5 DR	24 A	4 poles	1SNA **176 706** R**04**00
			BJMI5 DR	24 A	5 poles	1SNA **176 707** R**05**00	BJMI5 DR	24 A	5 poles	1SNA **176 707** R**05**00
			BJMI5 DR	24 A	10 poles	1SNA **176 708** R**16**00	BJMI5 DR	24 A	10 poles	1SNA **176 708** R**16**00
6	Jumper bar not preassembled		BJS5 (3)		20 poles	1SNA **177 652** R**06**00	BJS5 (3)		20 poles	1SNA **177 652** R**06**00
7	Post + screw for BJ		EVD5			1SNA **167 900** R**02**00	EVD5			1SNA **167 900** R**02**00
8	Pivoting jumper bar									
9	Shielding connector		PC51	25 A	10 poles	1SNA **167 908** R**06**00	PC51	25 A	10 poles	1SNA **167 908** R**06**00
10	Protection label									
	Screw for protection label									
R	See section on markers Marking method		RC55 Sides of block				RC55 Sides of block			

(1) Use of these accessories requires the user to cut out the partition.
(2) For terminal block equipped with test socket AL2.
(3) For other number of poles, see section accessories

DR 4/6

Spacing 6 mm + 0,05 (.238")

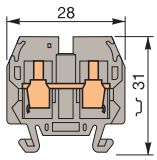

Standard block 6 mm

Color		Type	Part number
Grey		**DR 4/6**	1SNA **110 251** R**05**00
Blue		**DR 4/6.N**	1SNA **120 251** R**07**00

DR 4/6.1

Spacing 6 mm + 0,05 (.238")

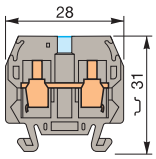

DR 4/6 with partition

Color		Type	Part number
Grey		**DR 4/6.1**	1SNA **110 491** R**17**00
Blue		**DR 4/6.1.N**	1SNA **120 491** R**11**00

DR 4/6.P

Spacing 6 mm + 0,05 *(238")*

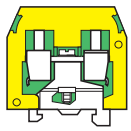

Terminal block for ground wire same size as DR 4/6 block.

Color	Type	Part number
Green / Yellow	**DR 4/6.P**	1SNA **160 496** R**26**00

Characteristics

Wire size

		IEC NFC DIN	UL	CSA
Screw	Rigid	0,2-4 mm²	18-12 AWG	18-12 AWG
	Flexible	0,22-4 mm²	18-12 AWG	18-12 AWG

Voltage

Rated	500 V Gr.C	250 V	300 V / 150 V
Impulse withstand			
Pollution degree			

Current

Rated	30 A	20 A	10 A / 25 A

Wire size

Rated / Gauge	4 mm²	12 AWG	12 AWG

Wire strip. length	Recomm. screwdriver	Recommended torque	Protection
9,5 mm	4 mm	0,5-0,8 Nm	IP 20
.37"	*.16"*	*4.4-7.1 ib.in*	*NEMA 1*

Type			Part number
FEDR61		th. 1 mm	1SNA **117 600** R**03**00
FEDR61		th. 1 mm	1SNA **127 600** R**05**00
SCDR61		th. 0,3 mm	1SNA **173 016** R**10**00
AL2		DIA. 2 mm	1SNA **167 319** R**06**00
FC2 (2)		DIA. 2 mm	1SNA **007 865** R**26**00
BJM62 (1)	32 A	2 poles	1SNA **173 217** R**26**00
BJM62 (1)	32 A	3 poles	1SNA **173 218** R**07**00
BJM62 (1)	32 A	4 poles	1SNA **173 219** R**00**00
BJM62 (1)	32 A	5 poles	1SNA **173 221** R**22**00
BJM62 (1)	32 A	6 poles	1SNA **174 112** R**16**00
BJM62 (1)	32 A	7 poles	1SNA **174 113** R**17**00
BJM62 (1)	32 A	8 poles	1SNA **174 114** R**10**00
BJM62 (1)	32 A	9 poles	1SNA **174 115** R**11**00
BJM62 (1)	32 A	10 poles	1SNA **173 226** R**27**00
BJPD6			1SNA **173 223** R**24**00
PC61	35 A	10 poles	1SNA **163 311** R**22**00
EPD61			1SNA **173 206** R**04**00
VSPD61			1SNA **173 207** R**05**00

RC65 On sides

Characteristics

Wire size

		IEC NFC DIN	UL	CSA
Screw	Rigid	0,2-4 mm²	18-12 AWG	18-12 AWG
	Flexible	0,22-4 mm²	18-12 AWG	18-12 AWG

Voltage

Rated	500 V Gr.C	250 V	300 V / 150 V
Impulse withstand			
Pollution degree			

Current

Rated	30 A	20 A	10 A / 25 A

Wire size

Rated / Gauge	4 mm²	12 AWG	12 AWG

Wire strip. length	Recomm. screwdriver	Recommended torque	Protection
9,5 mm	4 mm	0,5-0,8 Nm	IP 20
.37"	*.16"*	*4.4-7.1 ib.in*	*NEMA 1*

Type			Part number
FEDR61		th. 1 mm	1SNA **117 600** R**03**00
FEDR61		th. 1 mm	1SNA **127 600** R**05**00
SCDR61		th. 0,3 mm	1SNA **173 016** R**10**00
AL2		DIA. 2 mm	1SNA **167 319** R**06**00
FC2 (2)		DIA. 2 mm	1SNA **007 865** R**26**00
BJM62 (1)	32 A	2 poles	1SNA **173 217** R**26**00
BJM62 (1)	32 A	3 poles	1SNA **173 218** R**07**00
BJM62 (1)	32 A	4 poles	1SNA **173 219** R**00**00
BJM62 (1)	32 A	5 poles	1SNA **173 221** R**22**00
BJM62 (1)	32 A	6 poles	1SNA **174 112** R**16**00
BJM62 (1)	32 A	7 poles	1SNA **174 113** R**17**00
BJM62 (1)	32 A	8 poles	1SNA **174 114** R**10**00
BJM62 (1)	32 A	9 poles	1SNA **174 115** R**11**00
BJM62 (1)	32 A	10 poles	1SNA **173 226** R**27**00
BJPD6			1SNA **173 223** R**24**00
PC61	35 A	10 poles	1SNA **163 311** R**22**00
EPD61			1SNA **173 206** R**04**00
VSPD61			1SNA **173 207** R**05**00

RC65 On sides

Characteristics

Wire size

		IEC NFC DIN	UL	CSA
Screw	Rigid	0,2-4 mm²	18-12 AWG	18-12 AWG
	Flexible	0,22-4 mm²	18-12 AWG	18-12 AWG

Voltage

Rated			
Impulse withstand			
Pollution degree			

Current

Rated			

Wire size

Rated / Gauge	4 mm²	12 AWG	12 AWG

Wire strip. length	Recomm. screwdriver	Recommended torque	Protection
9,5 mm	4 mm	0,5-0,8 Nm	IP 20
.37"	*.16"*	*4.4-7.1 ib.in*	*NEMA 1*

Type			Part number
FEDR63		th. 1 mm	1SNA **103 975** R**21**00
SCDR61		th. 0,3 mm	1SNA **173 016** R**10**00
PC61	35 A	10 poles	1SNA **163 311** R**22**00

RC65 On sides

Notes: (1) Use of these accessories requires the user to cut out the partition.
(2) For terminal blocks with test socket.

Miniblocks

Base mount

Screw clamp - Screw clamp

50 PLTVV

Spacing 5 mm *(.197")*

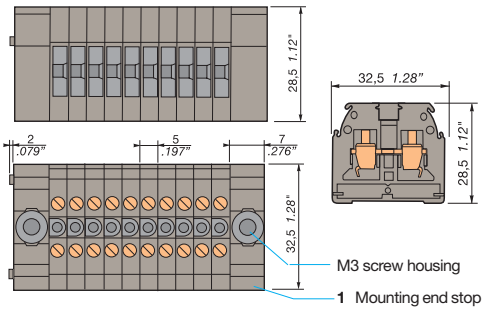

5 mm miniblock

Color		Type	Part number
Grey	□	**50 PLTVV**	1SNA **050 000** R**11**00

61 NLTVV

Spacing 6 mm *(.236")*

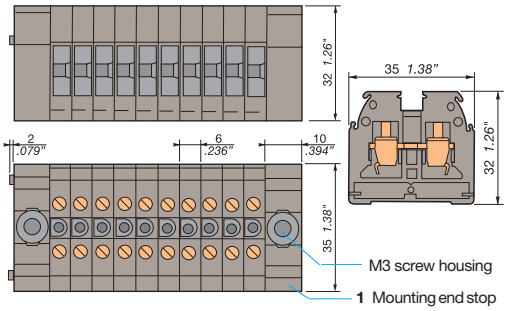

6 mm miniblock

Color		Type	Part number
Grey	□	**61 NLTVV**	1SNA **115 102** R**12**00
Black	■	**61 NLTVV**	1SNA **105 102** R**21**00

Characteristics

Wire size

		IEC NFC DIN	UL	CSA
Screw	Rigid	0,5 - 4 mm²	22-14 AWG	
	Flexible	0,5 - 2,5 mm²	22-14 AWG	
	Rigid			
	Flexible			

Voltage

Rated	800 V	600 V	
Impulse withstand	8 kV		
Pollutiond degree	3		

Current

Rated	24 A	15 A	

Wire size

Rated / Gauge		14 AWG	

Wire strip. length	Recomm. screwdriver	Recomm. torque	Protection
9,5 mm	4 mm	0,4 - 0,6 Nm	IP 20
.37"	.16"	3.5 - 5.3 lb.in	NEMA 1

Characteristics

Wire size

		IEC NFC DIN	UL	CSA
Screw	Rigid	0,5 - 6 mm²	22-12 AWG	24-12 AWG
	Flexible	0,5 - 4 mm²	22-12 AWG	24-12 AWG
	Rigid			
	Flexible			

Voltage

Rated	800 V	600 V	300 v
Impulse withstand	8 kV		
Pollution degree	3		

Current

Rated	32 A	20 A	25 A

Wire size

Rated/gauge		12 AWG	12 AWG

Wire strip. length	Recomm. screwdriver	Recomm. torque	Protection
9,5 mm	4 mm	0,5 - 0,8 Nm	IP 20
.37"	.16"	4.4 - 7.1 lb.in	NEMA 1

Notes

Accessories

		Type		Part number	Type		Part number
2 3	**1** Mounting end stop grey	ACPS-5	th. 7 mm	1SNA **117 263** R**24**00	BAMBT1	th. 10 mm	1SNA **116 593** R**07**00
	black				BAMBT1	th. 10 mm	1SNA **105 593** R**15**00
	(see assembly drawing above)						
	2 Test socket	AL2	DIA. 2 mm	1SNA **164 950** R**00**00	AL2	DIA. 2 mm	1SNA **164 654** R**03**00
	3 Test plug	FC2	DIA. 2 mm	1SNA **007 865** R**26**00	FC2	DIA. 2 mm	1SNA **007 865** R**26**00
4	**4** Jumper bar				BJS62	2 poles	1SNA **164 573** R**22**00
					BJS62	3 poles	1SNA **164 574** R**23**00
					BJS62	4 poles	1SNA **164 575** R**24**00
					BJS62	5 poles	1SNA **164 736** R**25**00
		BJS5	20 poles	1SNA **177 652** R**06**00	BJM6	20 poles	1SNA **174 784** R**20**00
	Jumper post			1SNA **163 071** R**25**00			1SNA **177 957** R**20**00
	Jumper screw			1SNA **164 463** R**24**00			1SNA **163 597** R**12**00
	Jumper washer						1SNA **168 783** R**01**00
5	**5** Circuit separator				SCM6		1SNA **113 003** R**10**00

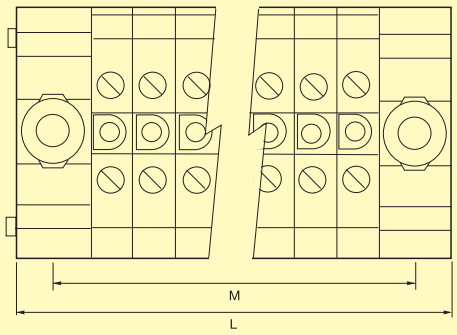

Nb of blocks per assembly	Distance M (mm)		Overall length L (mm)	
Type	5 mm	6 mm	5 mm	6 mm
2	17	22	24	32
3	22	28	29	38
4	27	34	34	44
5	32	40	39	50
6	37	46	44	56
7	42	52	49	62
8	47	58	54	68
9	52	64	59	74
10	57	70	64	80
11	62	76	69	86
12	67	82	74	92

12 blocks max. between 2 end stops

R	**R** See section on markers Marking method	RC55	RC610

Switch miniblocks

EN 50045 (DIN 46277 /2) rail (1) and NFC 93461 type 1

Screw clamp - Screw clamp

DIN 2

DR 2,5/5.S...

Spacing 5,08 mm *(.200")*

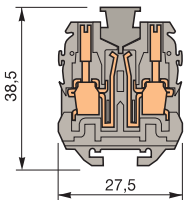

Color	Type	Part number
Grey	**DR 2,5/5.S**	1SNA **112 097** R**05**00
1 switch connection by plug		
Grey	**DR 2,5/5.S1**	1SNA **112 098** R**16**00
DR 2,5/5.S equipped with 2 test socket-screws		
DIA. 2 mm - .079"		

Characteristics

Wire size

		IEC NFC DIN	UL	CSA
Screw	Rigid	0,5-4 mm²		
	Flexible	0,5-2,5 mm²		
	Rigid			
	Flexible			

Voltage

Rated	380 V Gr.C		
Impulse withstand			
Pollutiond degree			

Current

Rated	3 A		

Wire size

Rated / Gauge	2,5 mm²		

Wire strip. length	Recomm. screwdriver	Recomm. torque	Protection
8,5 mm	3,5 mm	0,4-0,6 Nm	IP 20
.335"	*.138"*	*3.5-5.3 lb.in*	*NEMA 1*

End stop	th. 6,5 mm	**BADRL**	1SNA **199 420** R**21**00
Rail	15 x 5 x 1	**PR2**	1SNA **164 600** R**12**00

Other end stops, rails and accessories : see section on accessories.

Notes

Some accessories can decrease the block's voltage rating. Consult us for information.

Accessories

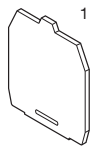

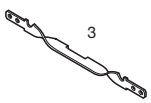

		Type		Part number
1	End section grey	FEDR51	th. 1 mm	1SNA **117 668** R**02**00
2	Test plug	FC2 (2)	DIA. 2 mm	1SNA **007 865** R**26**00
3	Shielding connector	CBD5		1SNA **167 674** R**02**00

R See section on markers
Marking method RC55 Block side

(1) For DR 2,2/5.S1 block only.

Fuse-holder Terminal blocks

for 5 x 20 mm and 5 x 25 mm fuses

EN 50045 (DIN 46277 /2) rail

Compression clamp - Compression clamp

DIN 2



DR 4/8.SF

Spacing 8 mm *(.315")*

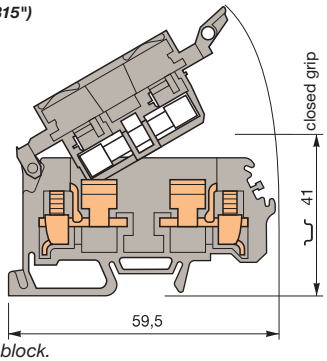

Standard 8 mm block.

Color	Type	Part number
Grey	**DR 4/8.SF**	1SNA **110 368** R**12**00

Color	Type	Part number

End stop	th. 6,5 mm	**BADRL**	1SNA **199 420** R**21**00
Rail	15 x 5 x 1	**PR2**	1SNA **164 600** R**12**00

Other end stops, rails and accessories : see section on accessories.

Notes

Some accessories can decrease the block's voltage rating.

This block will be equipped with fusion indicator (24, 48, 115, 230, and 400 V rating).

Consult us for information.

Characteristics

Wire size

		IEC NFC DIN	UL	CSA
Screw	Rigid	0,5-4 mm²		18-12 AWG
	Flexible	0,5-4 mm²		18-12 AWG
	Rigid			
	Flexible			

Voltage

Rated	630 V (1)		300 V
Impulse withstand	8 kV		
Pollutiond degree	3		

Current

Rated	6,3 A		6,3 A

Wire size

Rated / Gauge	4 mm² / A4		12 AWG

Wire strip. length	Recomm. screwdriver	Recomm. torque	Protection
9,5 mm	4 mm	0,5-0,8 Nm	IP 20
.37"	*.157"*	*4.4-7.1 lb.in*	*NEMA 1* (2)

Characteristics

Wire size

		IEC NFC DIN	UL	CSA
Screw	Rigid			
	Flexible			
	Rigid			
	Flexible			

Voltage

Rated			
Impulse withstand			
Pollution degree			

Current

Rated			

Wire size

Rated/gauge			

Wire strip. length	Recomm. screwdriver	Recomm. torque	Protection

Accessories

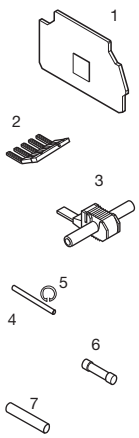

		Type		Part number
1	End section grey	FEM8S	th. 1,5 mm	1SNA **116 951** R**15**00
2	Comb-type jumper bar	PC81	35 A 10 poles	1SNA **173 523** R**11**00
3	IDC jumper	AD 2,5		1SNA **114 205** R**20**00
4	Assembly rod	TGA8	2 poles	1SNA **168 672** R**11**00
		TGA8	3 poles	1SNA **168 673** R**12**00
		TGA8	4 poles	1SNA **168 674** R**13**00
5	Assembly ring	ANT		1SNA **168 675** R**14**00
6	5 x 20 fuses - 250 V	FU520	0,5 A	1SNA **008 288** R**15**00
		FU520	1 A	1SNA **008 290** R**13**00
		FU520	2 A	1SNA **008 291** R**00**00
		FU520	3,15 A	1SNA **008 289** R**16**00
		FU520	5 A	1SNA **008 292** R**01**00
	5 x 25 fuses - 250 V	FU525	0,5 A	1SNA **167 546** R**22**00
		FU525	2 A	1SNA **167 547** R**23**00
		FU525	2,5 A	1SNA **167 548** R**04**00
		FU525	4 A	1SNA **167 549** R**05**00
		FU525	6,3 A	1SNA **167 550** R**02**00
7	Disconnect link bar	CN5		1SNA **179 371** R**16**00

	Type	Part number

R See section on markers
Marking method

RC610 on top RC810 block side

(1) Terminal block insulation voltage. Working voltage according to fuse.
(2) Available for fuse terminal block.

Miniblocks

for EN 50045 rail
(DIN 46277 /2)
Screw clamp - quick-connect

⌣ **DIN 2**

DR 4/6.G

Spacing 6 mm +0,05 (.238")

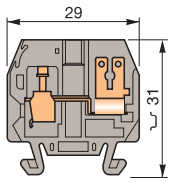

Color		Type	Part number
Grey	▫	**DR 4/6.G**	1SNA **110 434** R**15**00

Tag for 6.3 x 0.8 series 250 or 2.8 x 0.8 series 110 quick-connect tabs with vertical output.

End stop	⌣	th. 6,5 mm	**BADRL**	1SNA **199 420** R**21**00
Rail	⌣	15 x 5 x 1	**PR2**	1SNA **164 600** R**12**00

Other end stops, rails and accessories : see section on accessories.

Notes

The use of some accessories may decrease the block's voltage rating. For more information, consult us.

Characteristics

Wire size

		IEC NFC DIN	UL	CSA
Screw	Rigid	0,2-4 mm²		28-12 AWG
	Flexible	0,22-4 mm²		28-12 AWG
Quick-connect		2,8 x 0,8 : 1,5 mm² maxi. 6,3 x 0,8 : 2,5 mm² maxi.		

Voltage			
Rated	380 V Gr.C		300 V / 150 V
Impulse withstand			
Pollution degree			

Current			
Rated	20 A		10 A / 25 A

Wire size			
Rated / Gauge	2,5 mm²		12 AWG

Wire strip. length	Recomm. screwdriver	Recommended torque	Protection
9,5 mm *.374"*	4 mm *.157"*	0,5-0,8 Nm *4.4-7.1 ib.in*	

Accessories

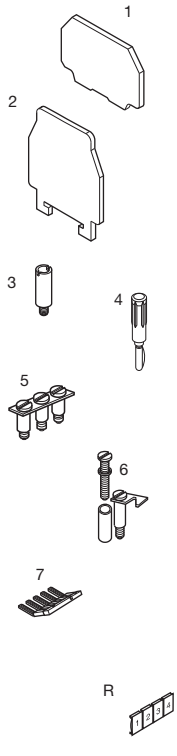

		Type			Part number
1	End section grey	FEDR61		th. 1 mm	1SNA **117 600** R**03**00
2	Separator colourless	SCDR61		th. 0,3 mm	1SNA **173 016** R**10**00
3	Test socket	AL2		DIA. 2 mm	1SNA **167 319** R**06**00
4	Test plug	FC2 (2)		DIA. 2 mm	1SNA **007 865** R**26**00
5	Assembled jumper bar (without IP 20 protection)	BJM62 (1)	32 A	2 poles	1SNA **173 217** R**26**00
		BJM62 (1)	32 A	3 poles	1SNA **173 218** R**07**00
		BJM62 (1)	32 A	4 poles	1SNA **173 219** R**00**00
		BJM62 (1)	32 A	5 poles	1SNA **173 221** R**22**00
		BJM62 (1)	32 A	6 poles	1SNA **174 112** R**16**00
		BJM62 (1)	32 A	7 poles	1SNA **174 113** R**17**00
		BJM62 (1)	32 A	8 poles	1SNA **174 114** R**10**00
		BJM62 (1)	32 A	9 poles	1SNA **174 115** R**11**00
		BJM62 (1)	32 A	10 poles	1SNA **173 226** R**27**00
6	Pivoting jumper bar	BJPD6			1SNA **173 223** R**24**00
7	Comb type jumper bar	PC61	35 A	10 poles	1SNA **163 311** R**22**00
R	See section on markers marking method	RC65	Screw side		

Notes: (1) Use of these accessories requires the user to cut out the partition.
(2) For terminal blocks with test socket.

Miniblocks

for EN 50045 rail
(DIN 46277 /2)
Quick-connect - quick-connect

⌣ **DIN 2**

DR 4/6.GG

Spacing 6 mm + 0,05 *(.238")*

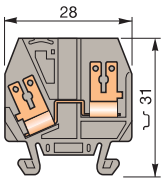

Color		Type	Part number
Grey	□	**DR 4/6.GG**	1SNA **110 435** R**16**00

2 tags for 6,3 x 0,8 series 250 or 2,8 x 0,8 series 110 quick-connect tabs.

End stop	⌣	th. 6,5 mm	**BADRL**	1SNA **199 420** R**21**00
Rail	⌣	15 x 5 x 1	**PR2**	1SNA **164 600** R**12**00

Other end stops, rails and accessories : see section on accessories.

Notes

The use of some accessories may decrease the block's voltage rating. For more information, consult us.

Characteristics

Wire size		IEC NFC DIN	UL	CSA
Screw	Rigid			
	Flexible			
Quick-connect		2,8 x 0,8 : 1,5 mm² maxi. 6,3 x 0,8 : 2,5 mm² maxi.		

Voltage			
Rated	380 V Gr.C		
Impulse withstand			
Pollution degree			

Current			
Rated	20 A		

Wire size			
Rated / Gauge	2,5 mm²		

Wire strip. length	Recomm. screwdriver	Recommended torque	Protection

Accessories

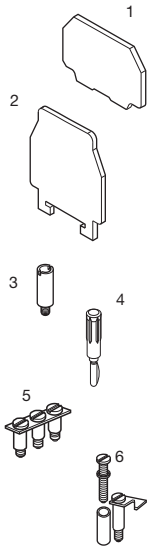

		Type		Part number
1	End section grey	FEDR61	th. 1,5 mm	1SNA **117 600** R**03**00
2	Separator colourless	SCDR61	th. 0,3 mm	1SNA **173 016** R**10**00
3	Test socket	AL2	DIA. 2 mm	1SNA **167 319** R**06**00
4	Test plug	FC2 (2)	DIA. 2 mm	1SNA **007 865** R**26**00
5	Assembled jumper bar	BJM62 (1) 32 A	2 poles	1SNA **173 217** R**26**00
		BJM62 (1) 32 A	3 poles	1SNA **173 218** R**07**00
		BJM62 (1) 32 A	4 poles	1SNA **173 219** R**00**00
		BJM62 (1) 32 A	5 poles	1SNA **173 221** R**22**00
		BJM62 (1) 32 A	6 poles	1SNA **174 112** R**16**00
		BJM62 (1) 32 A	7 poles	1SNA **174 113** R**17**00
		BJM62 (1) 32 A	8 poles	1SNA **174 114** R**10**00
		BJM62 (1) 32 A	9 poles	1SNA **174 115** R**11**00
		BJM62 (1) 32 A	10 poles	1SNA **173 226** R**27**00
6	Pivoting jumper bar	BJPD6		1SNA **173 223** R**24**00

R See section on markers marking method

RC65 On top

Notes: (1) Use of these accessories requires the user to cut out the partition.
(2) For terminal blocks with test socket.

Notes

Terminal blocks

B - Spring clamp connection

Summary

1. Feed-through spring terminal blocks
Spring standard blocks 136
Double spring standard blocks 137
Spring double deck blocks 145
Spring angled blocks 146
Spring 1.5 mm² wire size blocks 147
Double spring 1.5 mm² wire size blocks 148
Spring triple deck blocks 149
Spring four deck blocks 150

2. Terminal blocks for sensors/actuators 151

3. Terminal blocks for distribution boxes 153

4. Terminal blocks Phase Neutral Ground monoblock LNTP type 161

5. Switch terminal blocks for neutral conductor 164

6. Ground terminal blocks
Electrically connected to the mounting rail 168

7. Heavy duty switch terminal blocks
Spring blocks with blades 172
Double spring blocks with blades 173
Spring blocks with plug 174
Double spring blocks with plug 174

8. Switch terminal blocks for fuses
For 5 x 20 and 5 x 25 mm fuses 175

9. Component-holder terminal blocks
Double deck empty blocks 177

10. Miniblocks
Spring clamp and double spring clamp for DIN3 rail 181
Spring clamp and double spring clamp for DIN2 rail 182
Spring clamp and double spring clamp for base mounting with flanges 184
Spring clamp and double spring clamp for base mounting with snap in foot 185

11. Ground miniblocks
Electrically connected to the DIN2 mounting rail 183

SPRING CLAMP TERMINAL BLOCKS
TECHNICAL SPECIFICATIONS



Labelling

Blocks can be identified using **pre-printed** or **made-to-measure markers**, in the form of tapes, which **can be put into place both easily and rapidly.** Marking ink **resists chemical** (solvents, corrosives) and **mechanical** (abrasion, friction) attack.

Multi-function channels

For peak flexibility and with the use of standard accessories only, **bridging can be extended and alternated** between different connector blocks through the two shunt channels.

Terminal bars

The **copper alloy** terminal bar provides **maximum mechanical resistance** and **high electrical conductivity.**

Alignment

Blocks are positioned side-by-side so that labels and shunt channels are in line. This set-up is not only **functional** but also **aesthetic.**

ABB spring clamp

The hardened steel spring provides **high clamping pressure** that **automatically adjusts** to the wire gage. The system's flexible design makes it particularly **vibration and shock** proof and dichromate zinc surface treatment gives it **excellent corrosion-resistance** qualities.

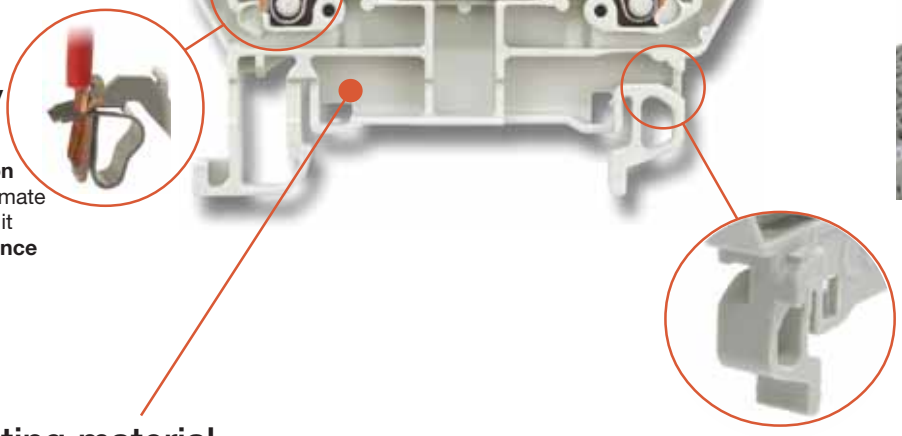

Insulating material

Insulating material is in polyamide and contains no asbestos, cadmium, phosphor or halogen elements.
Manufactured to the **highest standards** (thermal resistance from –40 to +110°C) and with its **self-extinguishing** capacities it **complies with European directives (incandescent wire resistance in compliance with IEC standard 06095.2.11).**
Also available in a wide variety of colours.

Locking pin

- Simple and rapid to use for locking up to ten blocks in position at a time (1).
- Improved storage (2).
- Does not prevent individual blocks from being removed (3).
- Eliminates any risk of mistake during assembly.

1

2

3



SPRING CLAMP CONNECTION TECHNOLOGY

Spring clamp connection technology is becoming increasingly widespread.

Good resistance to vibration, non-operator dependent, no screwing operation, these are the main advantages of this front-side connection technology.

Principle

Stainless steel springs provide the right contact pressure and mechanical resistance.
The conductor is held against a copper terminal strip for transmitting the current.

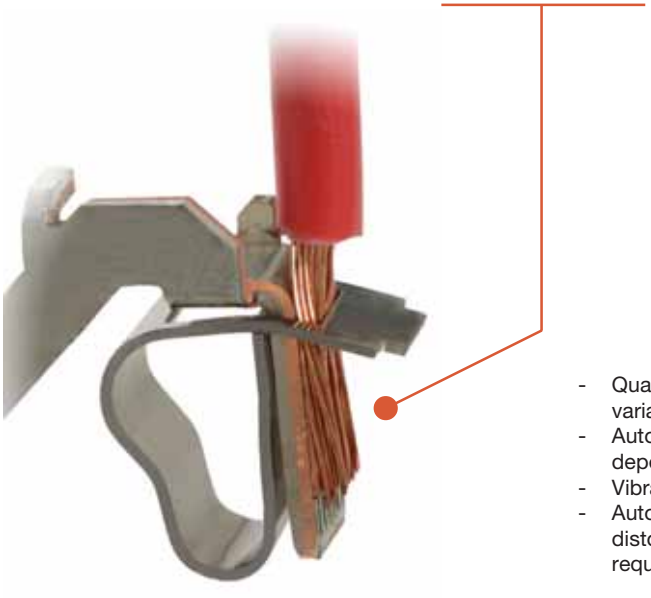

Compactness

Front-side connections leave all the space above and below terminal blocks free.
So, **the distance between rails can be reduced**, **thus saving space**, particularly important for machine electrical cabinets.



Security

- Quality of clamping in no way dependent on variations in operator performance.
- Automatic adjustment of clamping pressure depending on the wire gage.
- Vibration and shock-resistant.
- Automatic compensation for any conductor distortion and pullout resistance well above requirements of IEC standard 60947-7-1.

Particularity

With a purely mechanical spring function, the best possible specific materials can be chosen for:
- High resistance to corrosion (90 hour resistance to saline mists as per IEC 68-2-4).
- Good contact pressure (for preventing voltage drops above IEC standard 60947-7-1).

Simplicity

Only a few gestures are required, **a method that is both simple and rapid.**



Terminal blocks spring clamp

Standard

DIN 3

D 2,5/5.2L

Spacing 5 mm +0,05 *.198"*

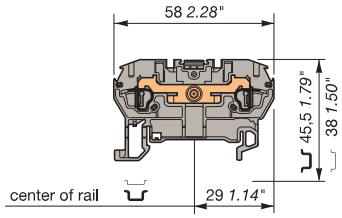

Terminal blocks with 2 springs.

Color		Type	Part numbers
Standard blocks			
Orange	■	**D 2,5/5.2L**	1SNA **290 022** R**2**000
Blue	■	**D 2,5/5.N.2L**	1SNA **290 023** R**21**00
Red	■	**D 2,5/5.2L**	1SNA **290 024** R**22**00
White	□	**D 2,5/5.2L**	1SNA **290 025** R**23**00
Brown	■	**D 2,5/5.2L**	1SNA **290 464** R**00**00
Black	■	**D 2,5/5.2L**	1SNA **290 026** R**24**00
Yellow	■	**D 2,5/5.2L**	1SNA **290 027** R**25**00
Green	■	**D 2,5/5.2L**	1SNA **290 028** R**06**00
Violet	■	**D 2,5/5.2L**	1SNA **290 465** R**01**00
Grey	□	**D 2,5/5.2L**	1SNA **290 021** R**27**00

c UL us CE

refer to the section "Special Applications" for part numbers and characteristics.

End stop		th. 9 mm	**BADL**	1SNA **399 903** R**02**00
End stop		th. 10 mm	**BAM2**	1SNA **399 967** R**01**00
Rail		35 x 7,5 x 1	**PR3.Z2**	1SNA **174 300** R**17**00
Rail		35 x 15 x 2,3	**PR4**	1SNA **168 500** R**12**00
Rail		35 x 15 x 1,5	**PR5**	1SNA **168 700** R**22**00

Other end stops, rails and accessories : see section on accessories.

Accessories

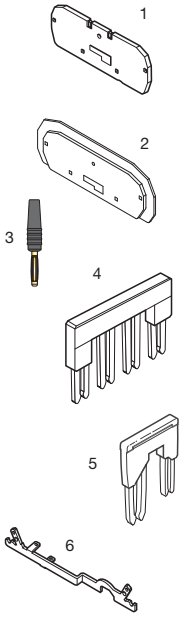

			Type		Part numbers
1	End section	grey	FED5.2L	th. 2,5 mm	1SNA **291 061** R**24**00
		orange	FED5.2L	th. 2,5 mm	1SNA **291 062** R**25**00
2	Separator	grey	SCD5.2L	th. 2.5 mm	1SNA **291 351** R**03**00
		orange	SCD5.2L	th. 2,5 mm	1SNA **291 352** R**04**00
3	Test plug	black	FC2.MC	DIA. 2,0 mm	1SNA **107 239** R**03**00
4	Jumper bar IP 20 - 24 A	orange	BJDL5.2	2 poles	1SNA **291 102** R**23**00
			BJDL5.3	3 poles	1SNA **291 103** R**24**00
			BJDL5.4	4 poles	1SNA **291 104** R**25**00
			BJDL5.5	5 poles	1SNA **291 105** R**26**00
			BJDL5.6	6 poles	1SNA **291 106** R**27**00
			BJDL5.7	7 poles	1SNA **291 107** R**20**00
			BJDL5.8	8 poles	1SNA **291 108** R**01**00
			BJDL5.9	9 poles	1SNA **291 109** R**02**00
			BJDL5.10	10 poles	1SNA **291 110** R**26**00
5	Jumper bar For blocks of different spacing	orange			
	- spacing 5 and 6 mm IP 20 - 24 A		BJDPL56 (1)		1SNA **291 150** R**06**00
	- spacing 5 and 8 mm IP 20 - 24 A		BJDPL58 (1)		1SNA **291 160** R**00**00
	- spacing 5 and 10 mm IP 20 - 24 A		BJDPL510 (1)		1SNA **291 480** R**22**00
6	Shielding connector		CBD5.2L	th. 0,5 mm	1SNA **291 077** R**24**00

R

R	See section on markers	On top:	RC 510	or	RPC
	marking method	On sides:	RC 55		

(1) End section must be inserted between 2 interconnected blocks.

Characteristics

Wire size	IEC NFC DIN	UL/CSA
Rigid	0,12-4 * mm²	26-12 AWG
Flexible	0,12-2,5 mm²	26-12 AWG
With isolated ferrule	0,5-2,5 mm²	
Voltage		
Rated	800 V	600 V
Impulse withstand	8 kV	
Pollution degree	3	
Current		
Rated	24 A	15 A
Wire size		
Rated / Gauge	2,5 mm² / A2	12 AWG

Wire strip. length	Recomm. screwdriver	Weight	Protection
9,5 mm	3,5 mm	6 g	IP20
.37"	*.14"*	*.21 oz*	*NEMA 1*

Notes

The use of some accessories may decrease the block's voltage rating. For more information, consult us.

* **entrelec**® *spring connection terminal blocks comply with IEC 947-1 standard for 2.5 mm² rated wire size. Never the less, our spring terminal blocks can be connected to 4 mm² rigid wires.*

One wire per spring.

Terminal blocks spring clamp

Standard

DIN 3

refer to the section "Special Applications" for part numbers and characteristics.

End stop		th. 9 mm	**BADL**	1SNA **399 903** R0200
End stop		th. 10 mm	**BAM2**	1SNA **399 967** R0100
Rail		35 x 7,5 x 1	**PR3.Z2**	1SNA **174 300** R1700
Rail		35 x 15 x 2,3	**PR4**	1SNA **168 500** R1200
Rail		35 x 15 x 1,5	**PR5**	1SNA **168 700** R2200

Other end stops, rails and accessories : see section on accessories.

Notes

The use of some accessories may decrease the block's voltage rating. For more information, consult us.

One wire per spring.

* **entrelec®** *spring connection terminal blocks comply with IEC 947-1 standard for 2.5 mm² rated wire size. Never the less, our spring terminal blocks can be connected to 4 mm² rigid wires.*

D 2,5/5.3L

Spacing 5 mm +0,05 .198"

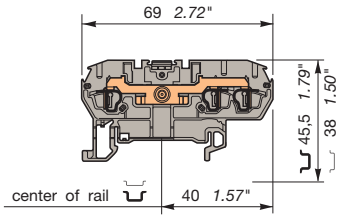

Terminal blocks with 3 springs.

Color		Type	Part number
Grey		**D 2,5/5.3L**	1SNA **290 031** R2100
Orange		**D 2,5/5.3L**	1SNA **290 032** R2200
Blue		**D 2,5/5.N.3L**	1SNA **290 033** R2300
Red		**D 2,5/5.3L**	1SNA **290 034** R2400
White		**D 2,5/5.3L**	1SNA **290 035** R2500
Black		**D 2,5/5.3L**	1SNA **290 036** R2600
Yellow		**D 2,5/5.3L**	1SNA **290 037** R2700
Green		**D 2,5/5.3L**	1SNA **290 038** R0000

Characteristics

Wire size

	IEC NFC DIN	UL/CSA
Rigid	0,12-4 * mm²	26-12 AWG
Flexible	0,12-2,5 mm²	26-12 AWG
With isolated ferrule	0,5-2,5 mm²	

Voltage

Rated	800 V	600 V
Impulse withstand	8 kV	
Pollution degree	3	

Current

Rated	24 A	15 A

Wire size

Rated / Gauge	2,5 mm² / A2	12 AWG

Wire strip. length	Recomm. screwdriver	Weight	Protection
9,5 mm	3,5 mm	8 g	IP 20
.37"	.14"	.28 oz	NEMA 1

D 2,5/5.4L

Spacing 5 mm +0,05 .198"

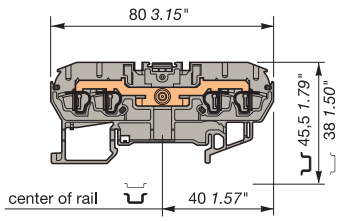

Terminal blocks with 4 springs.

Color		Type	Part number
Grey		**D 2,5/5.4L**	1SNA **290 011** R2500
Orange		**D 2,5/5.4L**	1SNA **290 012** R2600
Blue		**D 2,5/5.N.4L**	1SNA **290 013** R2700
Red		**D 2,5/5.4L**	1SNA **290 014** R2000
White		**D 2,5/5.4L**	1SNA **290 015** R2100
Black		**D 2,5/5.4L**	1SNA **290 016** R2200
Yellow		**D 2,5/5.4L**	1SNA **290 017** R2300
Green		**D 2,5/5.4L**	1SNA **290 018** R0400

Characteristics

Wire size

	IEC NFC DIN	UL/CSA
Rigid	0,12-4 * mm²	26-12 AWG
Flexible	0,12-2,5 mm²	26-12 AWG
With isolated ferrule	0,5-2,5 mm²	

Voltage

Rated	800 V	600 V
Impulse withstand	8 kV	
Pollution degree	3	

Current

Rated	24 A	15 A

Wire size

Rated/gauge	2,5 mm² / A2	12 AWG

Wire strip. length	Recomm. screwdriver	Weight	Protection
9,5 mm	3,5 mm	8 g	IP 20
.37"	.14"	.28 oz	NEMA 1

Accessories

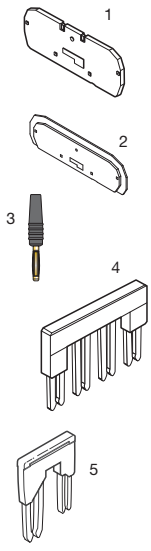

			Type		Part number	Type		Part number
1	End section	grey	FED5.3L	th. 2,5 mm	1SNA **291 051** R2200	FED5.4L	th. 2,5 mm	1SNA **291 041** R2000
		orange	FED5.3L	th. 2,5 mm	1SNA **291 052** R2300	FED5.4L	th. 2,5 mm	1SNA **291 042** R2100
2	Separator	grey	SCD5.3L	th. 2,5 mm	1SNA **291 361** R0500	SCD5.4L	th. 2,5 mm	1SNA **291 371** R0700
		orange	SCD5.3L	th. 2,5 mm	1SNA **291 362** R0600	SCD5.4L	th. 2,5 mm	1SNA **291 372** R0000
3	Test plug	black	FC2.MC	DIA. 2 mm	1SNA **107 239** R0300	FC2.MC	DIA. 2 mm	1SNA **107 239** R0300
4	Jumper bar IP 20 - 24 A	orange	BJDL5.2	2 poles	1SNA **291 102** R2300	BJDL5.2	2 poles	1SNA **291 102** R2300
			BJDL5.3	3 poles	1SNA **291 103** R2400	BJDL5.3	3 poles	1SNA **291 103** R2400
			BJDL5.4	4 poles	1SNA **291 104** R2500	BJDL5.4	4 poles	1SNA **291 104** R2500
			BJDL5.5	5 poles	1SNA **291 105** R2600	BJDL5.5	5 poles	1SNA **291 105** R2600
			BJDL5.6	6 poles	1SNA **291 106** R2700	BJDL5.6	6 poles	1SNA **291 106** R2700
			BJDL5.7	7 poles	1SNA **291 107** R2000	BJDL5.7	7 poles	1SNA **291 107** R2000
			BJDL5.8	8 poles	1SNA **291 108** R0100	BJDL5.8	8 poles	1SNA **291 108** R0100
			BJDL5.9	9 poles	1SNA **291 109** R0200	BJDL5.9	9 poles	1SNA **291 109** R0200
			BJDL5.10	10 poles	1SNA **291 110** R2600	BJDL5.10	10 poles	1SNA **291 110** R2600
5	Jumper bar For blocks of different spacing - Spacing 5 and 6 mm IP 20 - 24 A - Spacing 5 and 8 mm IP 20 - 24 A - Spacing 5 and 10 mm IP 20 - 24 A	orange	BJDPL56 (1)		1SNA **291 150** R0600	BJDPL56 (1)		1SNA **291 150** R0600
			BJDPL58 (1)		1SNA **291 160** R0000	BJDPL58 (1)		1SNA **291 160** R0000
			BJDPL510 (1)		1SNA **291 480** R2200	BJDPL510 (1)		1SNA **291 480** R2200
R	See section on markers marking method		On top: RC 510 or RPC On sides: RC 55			On top: RC 510 or RPC On sides: RC 55		

(1) End section must be inserted between 2 interconnected blocks.

Terminal blocks spring clamp

DIN 3

refer to the section "Special Applications" for part numbers and characteristics.

* Black marking : to differentiate from D 2,5/5.4L terminal block

** Black marking : to differentiate from D 4/6.4L terminal block

End stop		th. 9 mm	**BADL**	1SNA **399 903** R02**00**
End stop		th. 10 mm	**BAM2**	1SNA **399 967** R01**00**
Rail		35 x 7,5 x 1	**PR3.Z2**	1SNA **174 300** R17**00**
Rail		35 x 15 x 2,3	**PR4**	1SNA **168 500** R12**00**
Rail		35 x 15 x 1,5	**PR5**	1SNA **168 700** R22**00**

Other end stops, rails and accessories : see section on accessories.

Notes

The use of some accessories may decrease the block's voltage rating. For more information, consult us.

One wire per spring.

Possibility to integrate electronic components.

** Entrelec spring connection terminal blocks comply with IEC 947-1 standard for 2.5 mm² rated wire size. Never the less, our spring terminal blocks can be connected to 4 mm² rigid wires.*

D 2,5/5.2L.2L

Spacing 5 mm +0,05 *.198"*

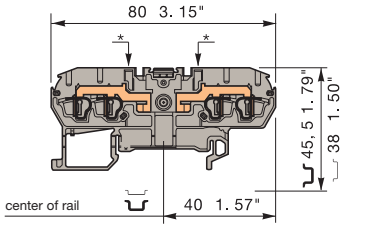

Standard block with 4 springs and 2 independent circuits.
Input and output for each circuit on the same side.
Each circuit has a test socket and can be jumpered.

Color		Type	Part number
Grey*		**D 2,5/5.2L.2L**	1SNA **290 001** R04**00**
Orange*		**D 2,5/5.2L.2L**	1SNA **290 002** R05**00**
Blue*		**D 2,5/5.N.2L.2L**	1SNA **290 003** R06**00**

** with black marking on the top of the block*

Characteristics

Wire size

	IEC NFC DIN	UL/CSA
Rigid	0,12-4 mm²*	26-12 AWG
Flexible	0,12-2,5 mm²	26-12 AWG
With isolated ferrule	0,5-2,5 mm²	

Voltage

Rated	800 V	600 V
Impulse withstand	8 kV	
Pollution degree	3	

Current

Rated	24 A	15 A

Wire size

Rated / Gauge	2,5 mm² / A2	12 AWG	

Wire strip. length	Recomm. screwdriver	Weight	Protection
9,5 mm	3,5 mm	9 g	IP 20
.37"	*.14"*	.32 oz	*NEMA 1*

D 4/6.2L.2L

Spacing 6 mm +0,05 *.238"*

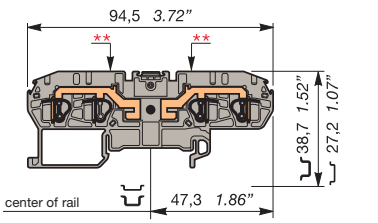

Standard block with 4 springs and 2 independent circuits.
Input and output for each circuit on the same side.
Each circuit has a test socket and can be jumpered.

Color		Type	Part number
Grey*		**D 4/6.2L.2L**	1SNA **290 415** R27**00**

*** with black marking on the top of the block*

Characteristics

Wire size

	IEC NFC DIN	UL/CSA
Rigid	0,2-6 mm²	
Flexible	0,2-4 mm²	
With isolated ferrule		

Voltage

Rated	800 V	
Impulse withstand	8 kV	
Pollution degree	3	

Current

Rated	32 A	

Wire size

Rated/gauge	4 mm² / A4		

Wire strip. length	Recomm. screwdriver	Weight	Protection
11 mm	4 mm	14 g	IP 20
.43"	*.16"*	.49 oz	*NEMA 1*

Accessories

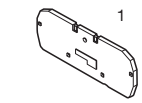

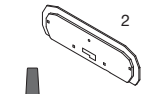

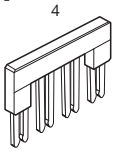

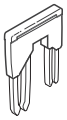

			Type		Part number	Type		Part number
1	End section	grey	FED5.4L	th. 2,5 mm	1SNA **291 041** R20**00**	FED6.4L	th. 2,5 mm	1SNA **291 696** R26**00**
		orange	FED5.4L	th. 2,5 mm	1SNA **291 042** R21**00**	FED6.4L	th. 2,5 mm	1SNA **291 697** R27**00**
2	Separator	orange	SCD5.4L	th. 2,5 mm	1SNA **291 372** R00**00**			
3	Test plug	black	FC2.MC	DIA. 2 mm	1SNA **107 239** R03**00**	FC2.MC	DIA. 2 mm	1SNA **107 239** R03**00**
4	Jumper bar	orange	BJDL5.2	2 poles	1SNA **291 102** R23**00**	BJDL6.2	2 poles	1SNA **291 128** R24**00**
	IP 20 - 24 A		BJDL5.3	3 poles	1SNA **291 103** R24**00**	BJDL6.3	3 poles	1SNA **291 129** R25**00**
			BJDL5.4	4 poles	1SNA **291 104** R25**00**	BJDL6.4	4 poles	1SNA **291 194** R17**00**
			BJDL5.5	5 poles	1SNA **291 105** R26**00**	BJDL6.5	5 poles	1SNA **291 195** R10**00**
			BJDL5.6	6 poles	1SNA **291 106** R27**00**			
			BJDL5.7	7 poles	1SNA **291 107** R20**00**			
			BJDL5.8	8 poles	1SNA **291 108** R01**00**			
			BJDL5.9	9 poles	1SNA **291 109** R02**00**			
			BJDL5.10	10 poles	1SNA **291 110** R26**00**			
5	Jumper bar	orange						
	For blocks of different spacing							
	- Spacing 5 and 6 mm IP 20 - 24 A		BJDPL5.6 (1)		1SNA **291 150** R06**00**	BJDPL5.6 (1)		1SNA **291 150** R06**00**
	- Spacing 5 and 8 mm IP 20 - 24 A		BJDPL5.8 (1)		1SNA **291 160** R00**00**			
	- Spacing 5 and 10 mm IP 20 - 24 A		BJDPL5.10(1)		1SNA **291 480** R22**00**			
	- Spacing 6 and 8 mm IP 20 - 32 A					BJDPL6.8 (1)		1SNA **291 170** R02**00**
	- Spacing 6 and 10 mm IP 20 - 32 A					BJDPL6.10(1)		1SNA **291 482** R10**00**
	- Spacing 6 and 12 mm IP 20 - 41 A					BJDPL6.12(1)		1SNA **399 613** R06**00**
R	See section on markers		On top: RC 510 or RPC			On top: RC 510 or RPC		
	marking method		On sides: RC 55			On sides: RC 55		

(1) End section must be inserted between 2 interconnected blocks.

Terminal blocks spring clamp

Standard

DIN 3



refer to the section "Special Applications" for part numbers and characteristics.

End stop		th. 9 mm	**BADL**	1SNA **399 903** R02**00**
End stop		th. 10 mm	**BAM2**	1SNA **399 967** R01**00**
Rail		35 x 7,5 x 1	**PR3.Z2**	1SNA **174 300** R17**00**
Rail		35 x 15 x 2,3	**PR4**	1SNA **168 500** R12**00**
Rail		35 x 15 x 1,5	**PR5**	1SNA **168 700** R22**00**

Other end stops, rails and accessories : see section on accessories.

Notes

The use of some accessories may decrease the block's voltage rating. For more information, consult us.

One wire per spring.

D 4/6.2L

Spacing 6 mm +0,05 .238"

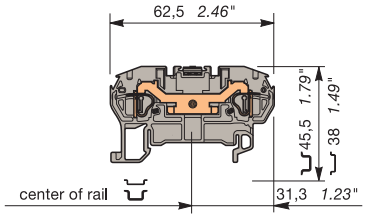

2 springs.

Color		Type	Part number
Grey		**D 4/6.2L**	1SNA **290 061** R07**00**
Orange		**D 4/6.2L**	1SNA **290 062** R00**00**
Blue		**D 4/6.N.2L**	1SNA **290 063** R01**00**
Black		**D 4/6.2L**	1SNA **290 066** R04**00**
Red		**D 4/6.2L**	1SNA **290 064** R02**00**
Yellow		**D 4/6.2L**	1SNA **290 067** R05**00**

Characteristics

Wire size	IEC NFC DIN	UL/CSA
Rigid	0,2-6 mm²	24-10 AWG
Flexible	0,2-4 mm²	24-10 AWG
With isolated ferrule	0,5-4 mm²	

Voltage		
Rated	800 V	600 V
Impulse withstand	8 kV	
Pollution degree	3	

Current		
Rated	32 A	25 A

Wire size		
Rated / Gauge	4 mm² / A4	10 AWG

Wire strip. length	Recomm. screwdriver	Weight	Protection
11 mm	4 mm	9 g	IP 20
.43"	.16"	.32 oz	NEMA 1

D 4/6.3L

Spacing 6 mm +0,05 .238"

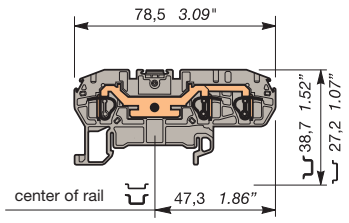

3 springs.

Color		Type	Part number
Grey		**D 4/6.3L**	1SNA **290 405** R06**00**
Orange		**D 4/6.3L**	1SNA **290 406** R07**00**
Blue		**D 4/6.N.3L**	1SNA **290 407** R00**00**

Characteristics

Wire size	IEC NFC DIN	UL/CSA
Rigid	0,2 -6 mm²	24-10 AWG
Flexible	0,2-4 mm²	24-10 AWG
With isolated ferrule	0,5-4 mm²	

Voltage		
Rated	800 V	600 V
Impulse withstand	8 kV	
Pollution degree	3	

Current		
Rated	32 A	25 A

Wire size		
Rated/gauge	4 mm² / A4	10 AWG

Wire strip. length	Recomm. screwdriver	Weight	Protection
11 mm	4 mm	12 g	IP 20
.43"	.16"	.42 oz	NEMA 1

Accessories

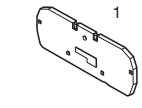

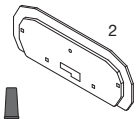

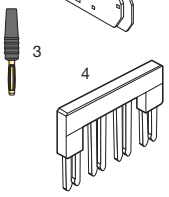

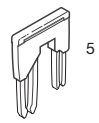

		Type		Part number	Type		Part number
1	End section grey	FED5.2L	th. 2,5 mm	1SNA **291 061** R24**00**	FED6.3L	th. 2,5 mm	1SNA **291 694** R24**00**
	orange	FED5.2L	th. 2,5 mm	1SNA **291 062** R25**00**	FED6.3L	th. 2,5 mm	1SNA **291 695** R25**00**
2	Separator orange	SCD5.2L	th. 2,5 mm	1SNA **291 352** R04**00**			
3	Test plug black	FC2.MC	DIA. 2 mm	1SNA **107 239** R03**00**	FC2.MC	DIA. 2 mm	1SNA **107 239** R03**00**
4	Jumper bar orange IP 20 - 32 A	BJDL6.2	2 poles	1SNA **291 128** R24**00**	BJDL6.2	2 poles	1SNA **291 128** R24**00**
		BJDL6.3	3 poles	1SNA **291 129** R25**00**	BJDL6.3	3 poles	1SNA **291 129** R25**00**
		BJDL6.4	4 poles	1SNA **291 194** R17**00**	BJDL6.4	4 poles	1SNA **291 194** R17**00**
		BJDL6.5	5 poles	1SNA **291 195** R10**00**	BJDL6.5	5 poles	1SNA **291 195** R10**00**
5	Jumper bar orange For blocks of different spacing						
	- Spacing 5 and 6 mm IP 20 - 24 A	BJDPL56 (1)		1SNA **291 150** R06**00**	BJDPL56 (1)		1SNA **291 150** R06**00**
	- Spacing 5 and 8 mm IP 20 - 24 A						
	- Spacing 5 and 10 mm IP 20 - 24 A						
	- Spacing 6 and 8 mm IP 20 - 32 A	BJDPL68 (1)		1SNA **291 170** R02**00**	BJDPL68 (1)		1SNA **291 170** R02**00**
	- Spacing 6 and 10 mm IP 20 - 32 A	BJDPL610 (1)		1SNA **291 482** R10**00**	BJDPL610 (1)		1SNA **291 482** R10**00**
	- Spacing 6 and 12 mm IP 20 - 41 A	BJDPL6.12(1)		1SNA **399 613** R06**00**	BJDPL6.12(1)		1SNA **399 613** R06**00**
R	See section on markers marking method	On top : RC 610 or RPC On sides : RC 65			On top : RC 610 or RPC On sides : RC 65		

(1) End section must be inserted between 2 interconnected blocks.

Terminal blocks spring clamp

Standard

DIN 3

B 1

refer to the section "Special Applications" for part numbers and characteristics.

End stop		th. 9 mm	**BADL**	1SNA **399 903** R02**00**
End stop		th. 10 mm	**BAM2**	1SNA **399 967** R01**00**
Rail		35 x 7,5 x 1	**PR3.Z2**	1SNA **174 300** R17**00**
Rail		35 x 15 x 2,3	**PR4**	1SNA **168 500** R12**00**
Rail		35 x 15 x 1,5	**PR5**	1SNA **168 700** R22**00**

Other end stops, rails and accessories : see section on accessories.

Notes

The use of some accessories may decrease the block's voltage rating. For more information, consult us.

One wire per spring.

D 4/6.4L

Spacing 6 mm +0,05 .238"

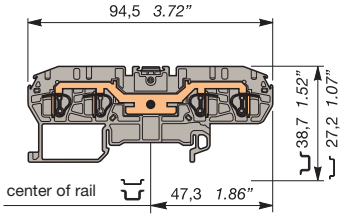

4 springs.

Color		Type	Part number
Grey		**D 4/6.4L**	1SNA **290 410** R06**00**
Orange		**D 4/6.4L**	1SNA **290 411** R23**00**
Blue		**D 4/6.N.4L**	1SNA **290 412** R24**00**

Characteristics

Wire size

	IEC NFC DIN	UL/CSA
Rigid	0,2-6 mm²	24-10 AWG
Flexible	0,2-4 mm²	24-10 AWG
With isolated ferrule	0,5-4 mm²	

Voltage

Rated	800 V	600 V
Impulse withstand	8 kV	
Pollution degree	3	

Current

Rated	32 A	25 A

Wire size

Rated / Gauge	4 mm² / A4	10 AWG

Wire strip. length	Recomm. screwdriver	Weight	Protection
11 mm	4 mm	14 g	IP 20
.43"	.16"	.49 oz	NEMA 1

D 6/8.2L

Spacing 8 mm -0,05 .315"

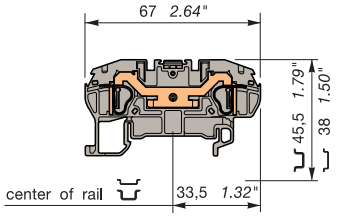

2 springs.

Color		Type	Part number
Grey		**D 6/8.2L**	1SNA **290 081** R24**00**
Orange		**D 6/8.2L**	1SNA **290 082** R25**00**
Blue		**D 6/8.N.2L**	1SNA **290 083** R26**00**
Black		**D 6/8.2L**	1SNA **290 086** R21**00**
Red		**D 6/8.2L**	1SNA **290 084** R27**00**
Yellow		**D 6/8.2L**	1SNA **290 087** R22**00**

Characteristics

Wire size

	IEC NFC DIN	UL/CSA
Rigid	0,5-10 mm²	22-8 AWG
Flexible	0,5-6 mm²	22-8 AWG
With isolated ferrule	0,5-6 mm²	

Voltage

Rated	800 V	600 V
Impulse withstand	8 kV	
Pollution degree	3	

Current

Rated	41 A	40 A

Wire size

Rated/gauge	6 mm² / A5	8 AWG

Wire strip. length	Recomm. screwdriver	Weight	Protection
13 mm	5,5 mm	13 g	IP 20
.53"	.22"	.46 oz	NEMA 1

Accessories

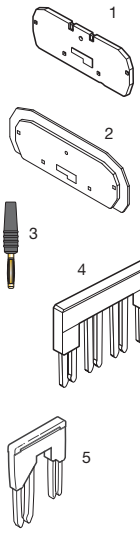

			Type		Part number	Type		Part number
1	End section	grey	FED6.4L	th. 2,5 mm	1SNA **291 696** R26**00**	FED8.2L	th. 2,5 mm	1SNA **291 161** R25**00**
		orange	FED6.4L	th. 2,5 mm	1SNA **291 697** R27**00**	FED8.2L	th. 2,5 mm	1SNA **291 162** R26**00**
2	Separator	orange						
3	Test plug	black	FC2.MC	DIA. 2 mm	1SNA **107 239** R03**00**	FC2.MC	DIA. 2 mm	1SNA **107 239** R03**00**
4	Jumper bar IP 20 - 32 A	orange	BJDL6.2	2 poles	1SNA **291 128** R24**00**			
			BJDL6.3	3 poles	1SNA **291 129** R25**00**			
			BJDL6.4	4 poles	1SNA **291 194** R17**00**			
			BJDL6.5	5 poles	1SNA **291 195** R10**00**			
	Jumper bar IP 20 - 41 A	orange				BJDL8.2	2 poles	1SNA **291 122** R16**00**
						BJDL8.3	3 poles	1SNA **291 123** R17**00**
						BJDL8.4	4 poles	1SNA **291 144** R24**00**
						BJDL8.5	5 poles	1SNA **291 145** R25**00**
5	Jumper bar For blocks of different spacing	orange						
	- Spacing 5 and 6 mm	IP 20 - 24 A	BJDPL56	(1)	1SNA **291 150** R06**00**			
	- Spacing 5 and 8 mm	IP 20 - 24 A				BJDPL58	(1)	1SNA **291 160** R00**00**
	- Spacing 5 and 10 mm	IP20 - 24 A						
	- Spacing 6 and 8 mm	IP 20 - 32 A	BJDPL68	(1)	1SNA **291 170** R02**00**	BJDPL68	(1)	1SNA **291 170** R02**00**
	- Spacing 6 and 10 mm	IP 20 - 32 A	BJDPL610	(1)	1SNA **291 482** R10**00**			
	- Spacing 8 and 10 mm	IP 20 - 41 A				BJDPL810	(1)	1SNA **291 484** R12**00**
	- Spacing 6 and 12 mm	IP 20 - 41 A	BJDPL6.12	(1)	1SNA **399 613** R06**00**			

R

R	See section on markers marking method	On top :	RC 610	or	RPC	On top :	RC 610	or	RC 810	or RPC
		On sides :	RC 65			On sides :	RC 65	or	RCAL 85	

(1) End section must be inserted between 2 interconnected blocks.

Terminal blocks spring clamp

Feed through

DIN 3



refer to the section "Special Applications" for part numbers and characteristics.

End stop		th. 9 mm	**BADL**	1SNA **399 903** R02**00**
End stop		th. 10 mm	**BAM2**	1SNA **399 967** R01**00**
Rail		35 x 7,5 x 1	**PR3.Z2**	1SNA **174 300** R17**00**
Rail		35 x 15 x 2,3	**PR4**	1SNA **168 500** R12**00**
Rail		35 x 15 x 1,5	**PR5**	1SNA **168 700** R22**00**

Other end stops, rails and accessories : see section on accessories.

Notes

The use of some accessories may decrease the block's voltage rating. For more information, consult us.

One wire per spring.

D 6/8...3L

Spacing 8 mm -0,05 .315"

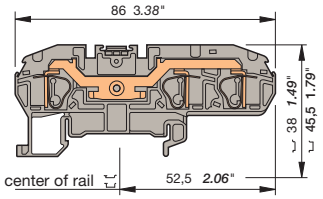

3 springs.

Color	Type	Part number
Grey	**D 6/8.3L**	1SNA **290 418** R02**00**
Orange	**D 6/8.3L**	1SNA **290 420** R00**00**
Blue	**D 6/8.N.3L**	1SNA **290 419** R03**00**

Characteristics

Wire size	IEC NFC DIN	UL/CSA
Rigid	0,5-10 mm²	
Flexible	0,5-6 mm²	
With isolated ferrule	0,5-6 mm²	

Voltage		
Rated	800 V	
Impulse withstand	8 kV	
Pollution degree	3	

Current		
Rated	41 A	

Wire size		
Rated / Gauge	6 mm² / A5	

Wire strip. length	Recomm. screwdriver		Protection
13 mm	5,5 mm		IP 20
.51"	.22"		NEMA 1

D 10/10.2L

Spacing 10 mm - 0,05 (.394")

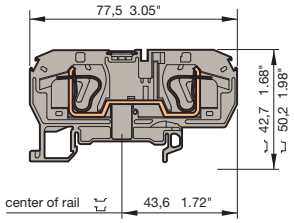

Terminal block with 2 springs with 1 test + 1 interconnection on one side.

Color	Type	Part number
Grey	**D 10/10.2L**	1SNA **290 291** R03**00**
Orange	**D 10/10.2L**	1SNA **290 292** R04**00**
Blue	**D 10/10.N.2L**	1SNA **290 293** R05**00**
Black	**D 10/10.2L**	1SNA **290 296** R00**00**
Red	**D 10/10.2L**	1SNA **290 294** R06**00**
Yellow	**D 10/10.2L**	1SNA **290 297** R01**00**

Characteristics

Wire size	IEC NFC DIN	UL/CSA
Rigid	0,5-16 mm²	20-6 AWG
Flexible	0,5-10 mm²	20-6 AWG
With isolated ferrule	0,5-10 mm²	

Voltage		
Rated	1000 V	600 V
Impulse withstand	8 kV	
Pollution degree	3	

Current		
Rated	57 A	50 A

Wire size		
Rated/gauge	10 mm² / B6	6 AWG

Wire strip. length	Recomm. screwdriver		Protection
12 mm	5,5 mm		IP 20
.47"	.22"		NEMA 1

Accessories

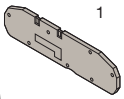
1

2

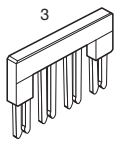
3

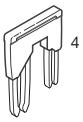
4

		Type		Part number
1	End section grey	FED8.3L	th. 2,5 mm	1SNA **291 711** R24**00**
	orange	FED8.3L	th. 2,5 mm	1SNA **291 713** R26**00**
2	Test plug black	FC2.MC	DIA. 2 mm	1SNA **107 239** R03**00**
3	Jumper bar orange IP 20 - 41 A	BJDL8.2	2 poles	1SNA **291 122** R16**00**
		BJDL8.3	3 poles	1SNA **291 123** R17**00**
		BJDL8.4	4 poles	1SNA **291 144** R24**00**
		BJDL8.5	5 poles	1SNA **291 145** R25**00**
	Jumper bar orange IP 20 - 57 A	BJDL1.10.2	2 poles	1SNA **291 472** R25**00**
		BJDL1.10.3	3 poles	1SNA **291 474** R27**00**
		BJDL1.10.4	4 poles	1SNA **291 476** R21**00**
		BJDL1.10.5	5 poles	1SNA **291 478** R03**00**
4	Jumper bar orange For blocks of different spacing			
	- Spacing 5 and 6 mm IP 20 - 24 A	BJDPL510	(1)	1SNA **291 480** R22**00**
	- Spacing 5 and 8 mm IP 20 - 24 A	BJDPL58	(1)	1SNA **291 160** R00**00**
	- Spacing 6 and 8 mm IP 20 - 32 A	BJDPL68	(1)	1SNA **291 170** R02**00**
	- Spacing 6 and 10 mm IP 20 - 32 A	BJDPL610	(1)	1SNA **291 482** R10**00**
	- Spacing 8 and 10 mm IP 20 - 41 A	BJDPL810	(1)	1SNA **291 484** R12**00**

R

R See section on markers marking method

On top :	RC 810, RPC, RC610
On sides :	RCAL 85

On top :	RC 1010, RC 810, RC 610
On sides :	RCAL85, RC 65

(1) End section must be inserted between 2 interconnected blocks.

Spring clamp terminal blocks

Standard

DIN 3

End stop		th. 9 mm	**BADL**	1SNA **399 903** R0200
End stop		th. 10 mm	**BAM2**	1SNA **399 967** R0100
Rail		35 x 7,5 x 1	**PR3.Z2**	1SNA **174 300** R1700
Rail		35 x 15 x 2,3	**PR4**	1SNA **168 500** R1200
Rail		35 x 15 x 1,5	**PR5**	1SNA **168 700** R2200

Other end stops, rails and accessories : see section on accessories.

Notes

The use of some accessories may decrease the block's voltage rating.For more information, consult us.

One wire per spring.

D 10/10.1.2L

Spacing 10 mm - 0,05 (.394")

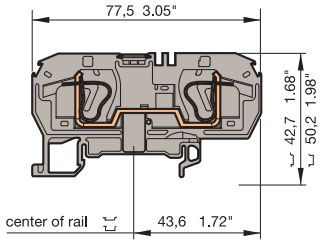

Terminal block with 2 springs with 2 interconnections on one side.

Color		Type	Part number
Grey		**D 10/10.1.2L**	1SNA **290 301** R1500
Orange		**D 10/10.1.2L**	1SNA **290 302** R1600
Blue		**D 10/10.1.N.2L**	1SNA **290 303** R1700

Characteristics

Wire size

	IEC NFC DIN	UL/CSA
Rigid	0,5-16 mm²	20-6 AWG
Flexible	0,5-10 mm²	20-6 AWG
with isolated ferrule	0,5-10 mm²	20-6 AWG

Voltage

Rated	1000 V	600 V
Impulse withstand	8 kV	
Pollution degree	3	

Current

Rated	57 A	50 A

Wire size

Rated / Gauge	10 mm² / B6	6 AWG

Wire stripping length	Recommended screwdriver	Recommended torque	Protection
12 mm	5,5 mm		IP 20
.47"	.22"		NEMA 1

D 10/10.3L

Spacing 10 mm - 0,05 (.394")

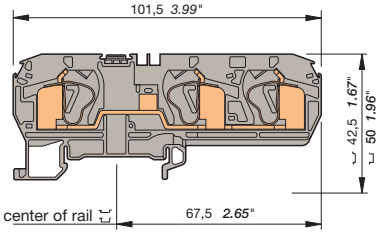

Color		Type	Part number
Grey		**D 10/10.3L**	1SNA **290 423** R2700
Orange		**D 10/10.3L**	1SNA **290 425** R2100
Blue		**D 10/10.N.3L**	1SNA **290 424** R2000

Characteristics

Wire size

	IEC NFC DIN	UL/CSA
Rigid	0,5-16 mm²	20-6 AWG
Flexible	0,5-10 mm²	20-6 AWG
with isolated ferrule	0,5-10 mm²	20-6 AWG

Voltage

Rated	1000 V	
Impulse withstand	8 kV	
Pollution degree	3	

Current

Rated	57 A	

Wire size

Rated / Gauge	10 mm² / B6	

Wire stripping length	Recommended screwdriver	Recommended torque	Protection
12 mm	5,5 mm		IP 20
.47"	.22"		NEMA 1

Accessories

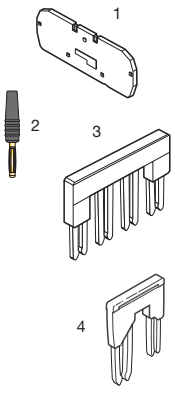

			Type		Part number	Type		Part number
1	End section	grey	FED10.2L	th. 2,5 mm	1SNA **291 461** R2200	FED10.3L	th. 2,5 mm	1SNA **291 731** R2000
		orange	FED10.2L	th. 2,5 mm	1SNA **291 462** R2300	FED10.3L	th. 2,5 mm	1SNA **291 733** R2200
2	Test plug	black	FC2.MC	DIA. 2 mm	1SNA **107 239** R0300	FC2.MC	DIA. 2 mm	1SNA **107 239** R0300
3	Jumper bar IP 20 - 57 A	orange	BJDL1.10.2	2 poles	1SNA **291 472** R2500	BJDL1.10.2	2 poles	1SNA **291 472** R2500
			BJDL1.10.3	3 poles	1SNA **291 474** R2700	BJDL1.10.3	3 poles	1SNA **291 474** R2700
			BJDL1.10.4	4 poles	1SNA **291 476** R2100	BJDL1.10.4	4 poles	1SNA **291 476** R2100
			BJDL1.10.5	5 poles	1SNA **291 478** R0300	BJDL1.10.5	5 poles	1SNA **291 478** R0300
4	Jumper bar For blocks of different spacing	orange						
	- Spacing 5 and 6 mm IP 20 - 24 A		BJDPL510	(1)	1SNA **291 480** R2200	BJDPL510	(1)	1SNA **291 480** R2200
	- Spacing 6 and 10 mm IP 20 - 32 A		BJDPL610	(1)	1SNA **291 482** R1000	BJDPL610	(1)	1SNA **291 482** R1000
	- Spacing 8 and 10 mm IP 20 - 41 A		BJDPL810	(1)	1SNA **291 484** R1200	BJDPL810	(1)	1SNA **291 484** R1200

R

R	See section on markers marking method	On top :	RC 1010, RC 810, RC 610
		On sides :	RCAL85, RC 65

On top :	RC 1010, RC 810, RC 610, RC 510, RPCV
On sides :	RC 85, RC 55

(1) End section must be inserted between 2 interconnected blocks.

Spring clamp terminal blocks

Feed through

DIN 3

refer to the section "Special Applications" for part numbers and characteristics.

End stop		th. 9 mm	**BADL**	1SNA **399 903** R02**00**
End stop		th. 10 mm	**BAM2**	1SNA **399 967** R01**00**
Rail		35 x 7,5 x 1	**PR3.Z2**	1SNA **174 300** R17**00**
Rail		35 x 15 x 2,3	**PR4**	1SNA **168 500** R12**00**
Rail		35 x 15 x 1,5	**PR5**	1SNA **168 700** R22**00**

Other end stops, rails and accessories : see section on accessories.

Notes

The use of some accessories may decrease the block's voltage rating.For more information, consult us.

One wire per spring.

D 16/12.2L

Spacing 12 mm -0,05 (.473")

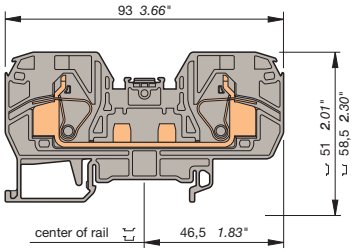

Terminal block with 2 springs with 1 test + 1 interconnection on both sides.

Color		Type	Part number
Grey		**D 16/12.2L**	1SNA **399 581** R27**00**
Blue		**D 16/12.N.2L**	1SNA **399 582** R20**00**
Black		**D 16/12.2L**	1SNA **400 178** R10**00**
Red		**D 16/12.2L**	1SNA **400 179** R11**00**
Yellow		**D 16/12.2L**	1SNA **400 180** R07**00**

Characteristics

Wire size

		IEC NFC DIN	UL/CSA
	Rigid	0,5-25 mm²	20-6 AWG
	Flexible	0,5-16 mm²	20-6 AWG
	Rigid		
	Flexible		

Voltage		
Rated	1000 V	600 V
Impulse withstand	8 kV	
Pollution degree	3	
Current		
Rated	76 A	54 A
Wire size		
Rated / Gauge	16 mm² / A7	6 AWG

Wire stripping length	Recommended screwdriver	Recommended torque	Protection
19 mm	6,5 mm		IP 20
.73"	.26"		NEMA 1

D 16/12.3L

Spacing 12 mm -0,05 (.473")

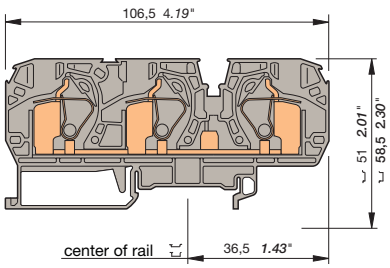

Color		Type	Part number
Grey		**D 16/12.3L**	1SNA **290 428** R04**00**
Orange		**D 16/12.3L**	1SNA **290 430** R02**00**
Blue		**D 16/12.N.3L**	1SNA **290 429** R05**00**

Characteristics

Wire size

		IEC NFC DIN	UL/CSA
	Rigid	0,5-25 mm²	
	Flexible	0,5-16 mm²	
	Rigid		
	Flexible		

Voltage		
Rated	1000 V	
Impulse withstand	8 kV	
Pollution degree	3	
Current		
Rated	76 A	
Wire size		
Rated / Gauge	16 mm² / A7	

Wire stripping length	Recommended screwdriver	Recommended torque	Protection
19 mm	6,5 mm		IP 20
.73"	.26"		NEMA 1

Accessories

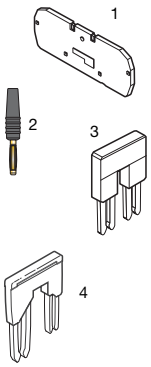

			Type			Part number	Type			Part number
1	End section	grey	FED12.2L		th. 2,5 mm	1SNA **399 571** R04**00**	FED12.3L		th. 2,5 mm	1SNA **291 721** R26**00**
		blue	FED12.2L		th. 2,5 mm	1SNA **399 572** R05**00**				
		orange	FED12.2L		th. 2,5 mm	1SNA **400 152** R06**00**	FED12.3L		th. 2,5 mm	1SNA **291 723** R20**00**
2	Test plug	black	FC2.MC		DIA. 2 mm	1SNA **107 239** R03**00**	FC2.MC		DIA. 2 mm	1SNA **107 239** R03**00**
3	Jumper bar - IP 20	orange	BJDL12.2	76 A	2 poles	1SNA **399 563** R04**00**	BJDL12.2	76 A	2 poles	1SNA **399 563** R04**00**
4	Jumper bar For blocks of different spacing - Spacing 6 and 12 mm IP 20 - 32 A	orange	BJDPL6.12	(1)		1SNA **399 613** R06**00**	BJDPL6.12	(1)		1SNA **399 613** R06**00**

R

R See section on markers marking method

On top :	RC 1010, RC 810, RC 610	On top :	RC 1010, RC 810, RC 610
On sides :	RCAL85, RC 65	On sides :	RCAL85, RC 65

(1) End section must be inserted between 2 interconnected blocks.

Spring clamp terminal blocks

Feed through

DIN 3



refer to the section "Special Applications" for part numbers and characteristics.

End stop		th. 9 mm	**BADL**	1SNA **399 903** R0200
End stop		th. 10 mm	**BAM2**	1SNA **399 967** R0100
Rail		35 x 7,5 x 1	**PR3.Z2**	1SNA **174 300** R1700
Rail		35 x 15 x 2,3	**PR4**	1SNA **168 500** R1200
Rail		35 x 15 x 1,5	**PR5**	1SNA **168 700** R2200

Other end stops, rails and accessories : see section on accessories.

Notes

The use of some accessories may decrease the block's voltage rating.For more information, consult us.

One wire per spring.

D 35/16.2L

Spacing 16 mm -0,05 (.630")

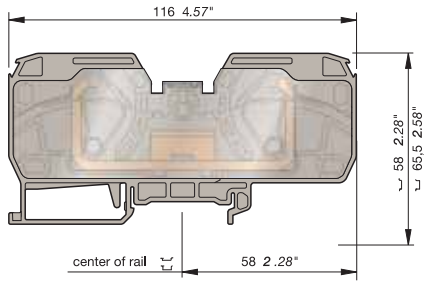

Closed terminal block with 2 springs with 1 test + 1 interconnection on both sides.

Color		Type	Part number
Grey		**D 35/16.2L**	1SNA **399 617** R0200
Blue		**D 35/16.N.2L**	1SNA **399 618** R1300
Black		**D 35/16.2L**	1SNA **400 181** R2400
Red		**D 35/16.2L**	1SNA **400 182** R2200
Yellow		**D 35/16.2L**	1SNA **400 183** R2600

Characteristics

Wire size

		IEC NFC DIN	UL/CSA
	Rigid	2,5-50 mm²	14-2 AWG
	Flexible	2,5-35 mm²	14-2 AWG
	Rigid		
	Flexible		

Voltage		
Rated	1000 V	600 V
Impulse withstand	8 kV	
Pollution degree	3	
Current		
Rated	125 A	93 A
Wire size		
Rated / Gauge	35 mm² / A9	2 AWG

Wire stripping length	Recommended screwdriver	Recommended torque	Protection
26 mm	6,5 mm		IP 20
1.02"	*.26"*		*NEMA 1*

Color		Type	Part number

Characteristics

Wire size

		IEC NFC DIN	UL/CSA
	Rigid		
	Flexible		
	Rigid		
	Flexible		

Voltage		
Rated		
Impulse withstand		
Pollution degree		
Current		
Rated		
Wire size		
Rated / Gauge		

Wire stripping length	Recommended screwdriver	Recommended torque	Protection

Accessories

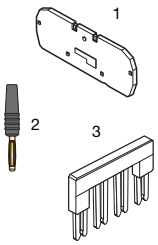

		Type		Part number
		Closed block		
2	Test plug black	FC2.MC	DIA. 2 mm	1SNA **107 239** R0300
3	Jumper bar - IP 20 orange	BJDL16.2	115 A 2 poles	1SNA **399 621** R0600

R

R See section on markers marking method

On top : RC 1010, RC 810, RC 610
On sides : RCAL85, RC 65

(1) End section must be inserted between 2 interconnected blocks.

Terminal blocks spring clamp

double deck

Standard

DIN 3



D 2,5/5.D2.L

Spacing 5 mm +0,05 *.198"*

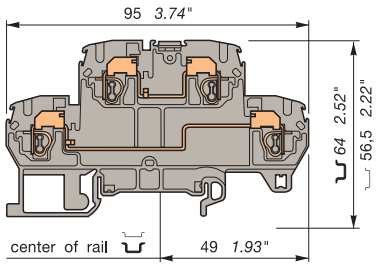

Standard terminal blocks spacing 5 mm.

Color		Type	Part number
Grey	□	**D 2,5/5.D2.L**	1SNA **290 161** R**0**000
Blue	□	**D 2,5/5.D2.N.L**	1SNA **290 163** R**02**00

End stop	th. 9 mm	**BADL**	1SNA **399 903** R**02**00
End stop	th. 10 mm	**BAM2**	1SNA **399 967** R**01**00
End stop	th. 12 mm	**BADH**	1SNA **116 900** R**27**00
End stop	th. 9,1 mm	**BAMH**	1SNA **114 836** R**00**00
End stop	th. 9,1 mm	**BAMH**	1SNA **194 836** R**01**00
Rail	35 x 7,5 x 1	**PR3.Z2**	1SNA **174 300** R**17**00
Rail	35 x 15 x 2,3	**PR4**	1SNA **168 500** R**12**00
Rail	35 x 15 x 1,5	**PR5**	1SNA **168 700** R**22**00

Other end stops, rails and accessories : see section on accessories.

Notes

The use of some accessories may decrease the block's voltage rating.For more information, consult us.

One wire per spring.

* **entrelec**® *spring connection terminal blocks comply with IEC 947-1 standard for 2.5 mm² rated wire size. Never the less, our spring terminal blocks can be connected to 4 mm² rigid wires.*

Characteristics

Wire size	IEC NFC DIN	UL/CSA
Rigid	0,12-4 * mm²	26-12 AWG
Flexible	0,12-2,5 mm²	26-12 AWG
Rigid	0,5-2,5 mm²	
Flexible		

Voltage		
Rated	500 V	300 V
Impulse withstand	6 kV	
Pollution degree	3	

Current		
Rated	20 A	20 A

Wire size		
Rated / Gauge	2,5 mm² / A2	12 AWG

Wire stripping length	Recommended screwdriver	Weight	Protection
9,5 mm	3,5 mm	15 g	IP 20
.37 "	*.14"*	*.53 oz*	*NEMA 1*

Characteristics

Wire size	IEC NFC DIN	UL/CSA
Rigid		
Flexible		
Rigid		
Flexible		

Voltage		
Rated		
Impulse withstand		
Pollution degree		

Current		
Rated		

Wire size		
Rated / Gauge		

Wire stripping length	Recommended screwdriver	Weight	Protection

Accessories

			Type		Part number
1	End section	grey	FED5.D.L	th. 2,5 mm	1SNA **291 441** R**26**00
2	Test plug	black	FC2.MC	DIA. 2,0 mm	1SNA **107 239** R**03**00
3	Jumper bar IP20 - 24 A	orange	BJDL5.2	2 poles	1SNA **291 102** R**23**00
			BJDL5.3	3 poles	1SNA **291 103** R**24**00
			BJDL5.4	4 poles	1SNA **291 104** R**25**00
			BJDL5.5	5 poles	1SNA **291 105** R**26**00
			BJDL5.6	6 poles	1SNA **291 106** R**27**00
			BJDL5.7	7 poles	1SNA **291 107** R**20**00
			BJDL5.8	8 poles	1SNA **291 108** R**01**00
			BJDL5.9	9 poles	1SNA **291 109** R**02**00
			BJDL5.10	10 poles	1SNA **291 110** R**26**00
4	Vertical jumper bar		ITVE.L		1SNA **291 349** R**11**00

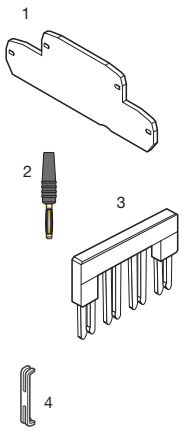

Mounting of the vertical jumper bar between decks (**ITVE.L** item 4)

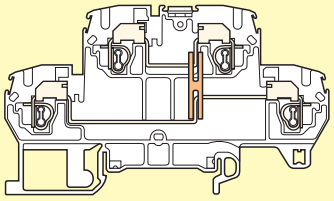

R See section on markers marking method

On top: RC510 or RPC
On sides: RC55

Angled terminal blocks spring clamp

Standard

DIN 3

End stop		th. 9 mm	**BADL**	1SNA **399 903** R02**00**
End stop		th. 10 mm	**BAM2**	1SNA **399 967** R01**00**
Rail		35 x 7,5 x 1	**PR3.Z2**	1SNA **174 300** R17**00**
Rail		35 x 15 x 2,3	**PR4**	1SNA **168 500** R12**00**
Rail		35 x 15 x 1,5	**PR5**	1SNA **168 700** R22**00**

Other end stops, rails and accessories : see section on accessories.

Notes

The use of some accessories may decrease the block's voltage rating. For more information, consult us.

* **entrelec**® *spring connection terminal blocks comply with IEC 947-1 standard for 2.5 mm² rated wire size. Never the less, our spring terminal blocks can be connected to 4 mm² rigid wires.*

D 2,5/5.I.3L

Spacing 5 mm +0,05 *(.198")*

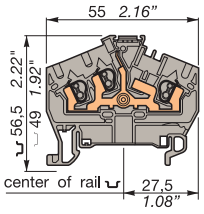

3 springs + 1 test + 2 interconnections.

Color		Type	Part number
Grey		**D 2,5/5.I.3L**	1SNA **399 068** R17**00**
Blue		**D 2,5/5.I.N.3L**	1SNA **399 067** R06**00**
Orange		**D 2,5/5.I.3L**	1SNA **399 260** R20**00**
Yellow		**D 2,5/5.I.3L**	1SNA **400 219** R11**00**

Characteristics

Wire size

	IEC NFC DIN	UL	CSA
Rigid	0,12-4* mm²	26-12 AWG	26-12 AWG
Flexible	0,12-2,5 mm²	26-12 AWG	26-12 AWG
With isolated ferrule	0,5-2,5 mm²		

Voltage

Rated	800 V	600 V	600 V
Impulse withstand	8 kV		
Pollutiond degree	3		

Current

Rated	24 A	20 A	20 A

Wire size

Rated / Gauge	2,5 mm² /A2	12 AWG	12 AWG

Wire strip. length	Recomm. screwdriver	Weight	Protection
9,5 mm	3,5 mm	8 g	IP20
.37"	*.14"*	*.28 oz*	*NEMA 1*

D 2,5/5.I.4L

Spacing 5 mm +0,05 *(.198")*

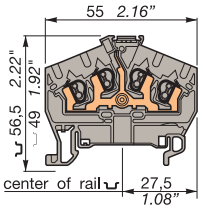

4 springs + 1 test.

Color		Type	Part number
Grey		**D 2,5/5.I.4L**	1SNA **399 071** R02**00**
Blue		**D 2,5/5.I.N.4L**	1SNA **399 070** R15**00**
Orange		**D 2,5/5.I.4L**	1SNA **399 270** R22**00**

Characteristics

Wire size

	IEC NFC DIN	UL	CSA
Rigid	0,12-4* mm²	26-12 AWG	26-12 AWG
Flexible	0,12-2,5 mm²	26-12 AWG	26-12 AWG
With isolated ferrule	0,5-2,5 mm²		

Voltage

Rated	800 V	600 V	600 V
Impulse withstand	8 kV		
Pollution degree	3		

Current

Rated	24 A	20 A	20 A

Wire size

Rated/gauge	2,5 mm² /A2	12 AWG	12 AWG

Wire strip. length	Recomm. screwdriver	Weight	Protection
9,5 mm	3,5 mm	9 g	IP20
.37"	*.14"*	*.32 oz*	*NEMA 1*

Accessories

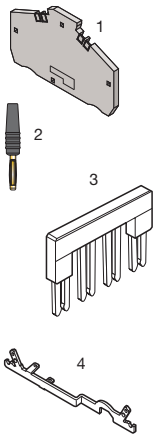

			Type		Part number	Type		Part number
1	End section	grey	FED5.I.3L	th. 2,5 mm	1SNA **290 311** R06**00**	FED5.I.3L	th. 2,5 mm	1SNA **290 311** R06**00**
		orange	FED5.I.3L	th. 2,5 mm	1SNA **290 314** R01**00**	FED5.I.3L	th. 2,5 mm	1SNA **290 314** R01**00**
2	Test plug	black	FC2.MC	DIA 2,0 mm	1SNA **107 239** R03**00**	FC2.MC	DIA 2,0 mm	1SNA **107 239** R03**00**
3	Jumper bar IP 20 - 24 A	orange	BJDL5.2	2 poles	1SNA **291 102** R23**00**			
			BJDL5.3	3 poles	1SNA **291 103** R24**00**			
			BJDL5.4	4 poles	1SNA **291 104** R25**00**			
			BJDL5.5	5 poles	1SNA **291 105** R26**00**			
			BJDL5.6	6 poles	1SNA **291 106** R27**00**			
			BJDL5.7	7 poles	1SNA **291 107** R20**00**			
			BJDL5.8	8 poles	1SNA **291 108** R01**00**			
			BJDL5.9	9 poles	1SNA **291 109** R02**00**			
			BJDL5.10	10 poles	1SNA **291 110** R26**00**			
4	Shield connector		CBD5.2L	th. 0,5 mm	1SNA **291 077** R24**00**	CBD5.2L	th. 0,5 mm	1SNA **291 077** R24**00**

R See section on markers marking method

On top : RC 510 or RPC

On top : RC 510 or RPC

Terminal blocks spring clamp

Standard

DIN 3



End stop		th. 9 mm	**BADL**	1SNA **399 903** R02**00**
End stop		th. 10 mm	**BAM2**	1SNA **399 967** R01**00**
Rail		35 x 7,5 x 1	**PR3.Z2**	1SNA **174 300** R17**00**
Rail		35 x 15 x 2,3	**PR4**	1SNA **168 500** R12**00**
Rail		35 x 15 x 1,5	**PR5**	1SNA **168 700** R22**00**

Other end stops, rails and accessories : see section on accessories.

Notes

The use of some accessories may decrease the block voltage rating. For more information, consult us.

One wire per spring.

** Entrelec spring connection terminal blocks comply with IEC 947-1 standard for 2.5 mm² rated wire size. Nevertheless, our spring terminal blocks can be connected to 4 mm² rigid wires.*

D 1,5/4.2L

Spacing 4 mm +0,05 .158"

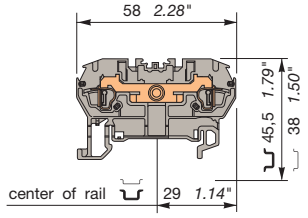

Terminal blocks with 2 springs.

Color		Type	Part number
Grey		**D 1,5/4.2L**	1SNA **290 371** R12**00**
Orange		**D 1,5/4.2L**	1SNA **290 372** R13**00**
Blue		**D 1,5/4.N.2L**	1SNA **290 373** R14**00**

Characteristics

Wire size

	IEC NFC DIN	UL/CSA
Rigid	0,12-2,5 mm²	26-16 AWG
Flexible	0,12-1,5 mm²	26-16 AWG
With isolated ferrule	0,5-1 mm²	

Voltage

Rated	800 V	600 V
Impulse withstand	8 kV	
Pollution degree	3	

Current

Rated	18 A	

Wire size

Rated / Gauge	1,5 mm² / B1	16 AWG

Wire strip. length	Recomm. screwdriver	Weight	Protection
9,5 mm	2,5 mm	7 g	IP 20
.37"	.10"	.25 oz	NEMA 1

D 1,5/4.4L

Spacing 4 mm +0,05 .158"

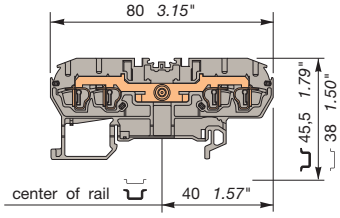

Terminal blocks with 4 springs.

Color		Type	Part number
Grey		**D 1,5/4.4L**	1SNA **290 381** R05**00**
Orange		**D 1,5/4.4L**	1SNA **290 382** R06**00**
Blue		**D 1,5/4.N.4L**	1SNA **290 383** R07**00**

Characteristics

Wire size

	IEC NFC DIN	UL/CSA
Rigid	0,12-2,5 mm²	26-16 AWG
Flexible	0,12-1,5 mm²	26-16 AWG
With isolated ferrule	0,5-1 mm²	

Voltage

Rated	800 V	600 V
Impulse withstand	8 kV	
Pollution degree	3	

Current

Rated	18 A	

Wire size

Rated/gauge	1,5 mm² / B1	16 AWG

Wire strip. length	Recomm. screwdriver	Weight	Protection
9,5 mm	2,5 mm	8 g	IP 20
.37"	.10"	.28 oz	NEMA 1

Accessories

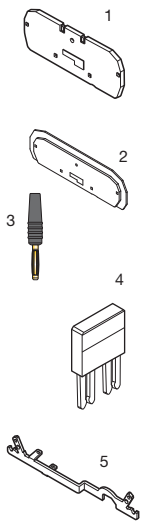

			Type		Part number	Type		Part number
1	End section	grey	FED5.2L	th. 2,5 mm	1SNA **291 061** R24**00**	FED5.4L	th. 2,5 mm	1SNA **291 041** R20**00**
		orange	FED5.2L	th. 2,5 mm	1SNA **291 062** R25**00**	FED5.4L	th. 2,5 mm	1SNA **291 042** R21**00**
2	Separator	orange	SCD5.2L	th. 2,5 mm	1SNA **291 352** R04**00**	SCD5.4L	th. 2,5 mm	1SNA **291 372** R00**00**
		grey	SCD5.2L	th. 2,5 mm	1SNA **291 351** R03**00**	SCD5.4L	th. 2,5 mm	1SNA **291 371** R07**00**
3	Test plug	black	FC2.MC	DIA. 2 mm	1SNA **107 239** R03**00**	FC2.MC	DIA. 2 mm	1SNA **107 239** R03**00**
4	Jumper bar IP 20 - 18 A	orange	BJDL4.2	2 poles	1SNA **291 642** R06**00**	BJDL4.2	2 poles	1SNA **291 642** R06**00**
5	Shielding connector		CBD5.2L	th. 0,5 mm	1SNA **291 077** R24**00**			

R See section on markers marking method

On top: RC 410

On top: RC 410

Terminal blocks spring clamp

DIN 3



D 1,5/4.2L.2L

Spacing 4 mm +0,05 .158"

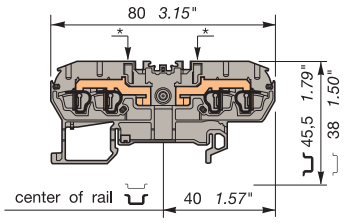

Standard block with 4 springs and 2 independent circuits. Each circuit has a test socket and can be jumpered.

Color	Type	Part number
Grey	**D 1,5/4.2L.2L**	1SNA **290 391** R**07**00

* *Black marking for differentiation with D 1,5/4.4L terminal block.*

End stop		th. 9 mm	**BADL**	1SNA **399 903** R**02**00
End stop		th. 10 mm	**BAM2**	1SNA **399 967** R**01**00
Rail		35 x 7,5 x 1	**PR3.Z2**	1SNA **174 300** R**17**00
Rail		35 x 15 x 2,3	**PR4**	1SNA **168 500** R**12**00
Rail		35 x 15 x 1,5	**PR5**	1SNA **168 700** R**22**00

Other end stops, rails and accessories : see section on accessories.

Notes

The use of some accessories may decrease the block voltage rating. For more information, consult us.

One wire per spring.

** Entrelec spring connection terminal blocks comply with IEC 947-1 standard for 2.5 mm² rated wire size. Nevertheless, our spring terminal blocks can be connected to 4 mm² rigid wires.*

Characteristics

Wire size

	IEC NFC DIN	UL/CSA
Rigid	0,12-2,5 mm²	26-16 AWG
Flexible	0,12-1,5 mm²	26-16 AWG
With isolated ferrule	0,5-1 mm²	

Voltage

Rated	800 V	600 V
Impulse withstand	8 kV	
Pollution degree	3	

Current

Rated	18 A	10 A

Wire size

Rated / Gauge	1,5 mm² / B1		16 AWG
Wire strip. length	Recomm. screwdriver	Weight	Protection
9,5 mm	2,5 mm	8 g	IP 20
.37"	.10"	.28 oz	NEMA 1

Characteristics

Wire size

	IEC NFC DIN	UL/CSA
Rigid		
Flexible		
With isolated ferrule		

Voltage

Rated		
Impulse withstand		
Pollution degree		

Current

Rated		

Wire size

Rated/gauge			
Wire strip. length	Recomm. screwdriver	Weight	Protection

Accessories

			Type		Part number
1	End section	grey	FED5.4L	th. 2,5 mm	1SNA **291 041** R**20**00
		orange	FED5.4L	th. 2,5 mm	1SNA **291 042** R**21**00
2	Separator	orange	SCD5.4L	th. 2,5 mm	1SNA **291 372** R**00**00
		grey	SCD5.4L	th. 2,5 mm	1SNA **291 371** R**07**00
3	Test plug	black	FC2.MC	DIA. 2 mm	1SNA **107 239** R**03**00
4	Jumper bar IP 20 - 18 A	orange	BJDL4.2	2 poles	1SNA **291 642** R**06**00

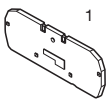

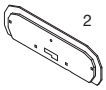

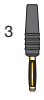

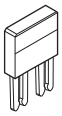

R See section on markers marking method

On top RC 410

Terminal blocks spring clamp

Three level

DIN 3



End stop		th. 12 mm	**BADH**	1SNA **116 900** R**27**00
End stop		th. 9,1 mm	**BAMH**	1SNA **114 836** R**00**00
End stop		th. 9,1 mm	**BAMH**	1SNA **194 836** R**01**00
Rail		35 x 7,5 x 1	**PR3.Z2**	1SNA **174 300** R**17**00
Rail		35 x 15 x 2,3	**PR4**	1SNA **168 500** R**12**00
Rail		35 x 15 x 1,5	**PR5**	1SNA **168 700** R**22**00

Other end stops, rails and accessories : see section on accessories.

Notes

One wire per spring.

D 2,5/5.T3.L

Spacing 5 mm +0,05 .198"

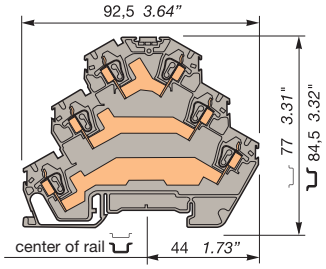

Colour	Type	Part number
3 circuits: "feed-through"		
Grey	**D 2,5/5.T3.L**	1SNA **290 456** R**00**00

Characteristics

Wire size	IEC NFC DIN	UL/CSA
Rigid	0,14-4 mm²	
Flexible	0,14-2,5 mm²	
Isolating cover	2,5 mm²	
Ground bar		
Voltage		
Rated	500 V	
Impulse withstand	6 kV	
Pollution degree	3	
Current		
Rated	20 A	
Wire size		
Rated / Gauge	2,5 mm² / A2	

Wire strip. length	Recomm. screwdriver	Weight	Protection
9,5 mm	3,5 mm		IP 20
.37"	.14"		NEMA 1

D 2,5/5.T1.L

Spacing 5 mm +0,05 .198"

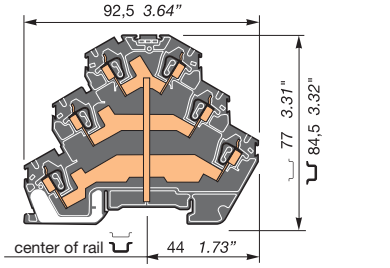

Colour	Type	Part number
1 circuit: "feed-through" with 6 springs interconnected		
Black	**D 2,5/5.T1.L**	1SNA **290 457** R**01**00

Characteristics

Wire size	IEC NFC DIN	UL/CSA
Rigid	0,14-4 mm²	
Flexible	0,14-2,5 mm²	
Isolating cover	2,5 mm²	
Ground bar		
Voltage		
Rated	500 V	
Impulse withstand	6 kV	
Pollution degree	3	
Current		
Rated	24 A	
Wire size		
Rated / Gauge	2,5 mm² / A2	

Wire strip. length	Recomm. screwdriver	Weight	Protection
9,5 mm	3,5 mm		IP 20
.37"	.14"		NEMA 1

Accessories

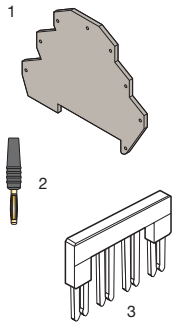

1	End section	grey
2	Test plug	black
3	Jumper bar IP 20 - 24 A	orange

Type		Part numbers
FED5.T3.L	th. 2,5 mm	1SNA **291 817** R**17**00
FC2.MC (1)	DIA 2,0 mm	1SNA **107 239** R**03**00
BJDL5.2	2 poles	1SNA **291 102** R**23**00
BJDL5.3	3 poles	1SNA **291 103** R**24**00
BJDL5.4	4 poles	1SNA **291 104** R**25**00
BJDL5.5	5 poles	1SNA **291 105** R**26**00
BJDL5.6	6 poles	1SNA **291 106** R**27**00
BJDL5.7	7 poles	1SNA **291 107** R**20**00
BJDL5.8	8 poles	1SNA **291 108** R**01**00
BJDL5.9	9 poles	1SNA **291 109** R**02**00
BJDL5.10	10 poles	1SNA **291 110** R**26**00

Type		Part numbers
FED5.T3.L	th. 2,5 mm	1SNA **291 817** R**17**00
FC2.MC (1)	DIA 2,0 mm	1SNA **107 239** R**03**00
BJDL5.2	2 poles	1SNA **291 102** R**23**00
BJDL5.3	3 poles	1SNA **291 103** R**24**00
BJDL5.4	4 poles	1SNA **291 104** R**25**00
BJDL5.5	5 poles	1SNA **291 105** R**26**00
BJDL5.6	6 poles	1SNA **291 106** R**27**00
BJDL5.7	7 poles	1SNA **291 107** R**20**00
BJDL5.8	8 poles	1SNA **291 108** R**01**00
BJDL5.9	9 poles	1SNA **291 109** R**02**00
BJDL5.10	10 poles	1SNA **291 110** R**26**00

R	See section on markers marking method	On top : RC510 or RPC On sides : RC55

On top :	RC510 or RPC
On sides :	RC55

(1) The use of the test plug decreases the block's voltage rating: U = 200 V.

Terminal blocks spring clamp

Four level

DIN 3

D 2,5/5.T3.P.L

Spacing 5 mm +0,05 .198"

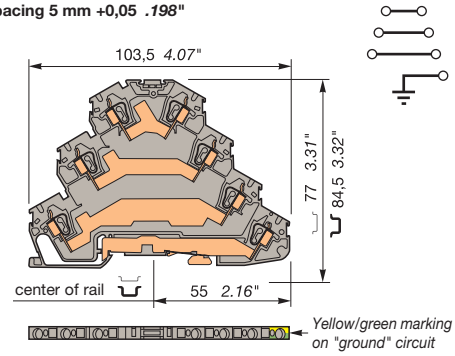

Colour	Type	Part number
3 circuits: "feed-through" + 1 circuit "ground" (contact on rail)		
Grey	D 2,5/5.T3.P.L	1SNA 290 458 R1200

Characteristics

Wire size	IEC NFC DIN	UL/CSA
Rigid	0,14-4 mm²	
Flexible	0,14-2,5 mm²	
Isolating cover	2,5 mm²	

Voltage		
Rated	500 V	
Impulse withstand	6 kV	
Pollution degree	3	

Current				
Rated	Short circuit	20 A	300A/1s	

Wire size		
Rated / Gauge	2,5 mm² / A2	

Wire strip. length	Recomm. screwdriver	Weight	Protection
9,5 mm	3,5 mm		IP 20
.37"	.14"		NEMA 1

D 2,5/5.T1.P.L

Spacing 5 mm +0,05 .198"

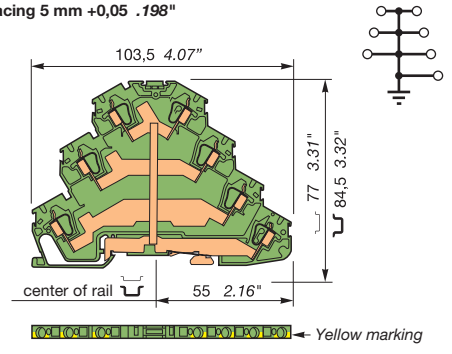

Colour	Type	Part number
1 circuit: "ground" with 7 springs connections interconnected		
Green	D 2,5/5.T1.P.L	1SNA 290 459 R1300

Characteristics

Wire size	IEC NFC DIN	UL/CSA
Rigid	0,14-4 mm²	
Flexible	0,14-2,5 mm²	
Isolating cover	2,5 mm²	

Voltage		
Rated	500 V	
Impulse withstand	6 kV	
Pollution degree	3	

Current				
Rated	Short circuit		300A/1s	

Wire size		
Rated / Gauge	2,5 mm² / A2	

Wire strip. length	Recomm. screwdriver	Weight	Protection
9,5 mm	3,5 mm		IP 20
.37"	.14"		NEMA 1

End stop	th. 12 mm	BADH	1SNA 116 900 R2700
End stop	th. 9,1 mm	BAMH	1SNA 114 836 R0000
End stop	th. 9,1 mm	BAMH	1SNA 194 836 R0100
Rail	35 x 7,5 x 1	PR3.Z2	1SNA 174 300 R1700
Rail	35 x 15 x 2,3	PR4	1SNA 168 500 R1200
Rail	35 x 15 x 1,5	PR5	1SNA 168 700 R2200

Other end stops, rails and accessories : see section on accessories.

Notes

One wire per spring.

D 2,5/5.T3.P.L applications
- three-phase load compact wiring (motor...)
- sensors wiring

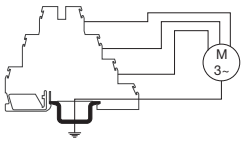

Accessories

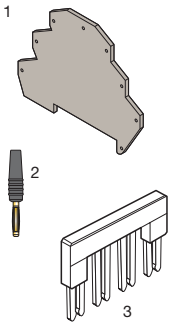

1	End section	grey
2	Test plug	black
3	Jumper bar IP 20 - 24 A	orange

Type		Part numbers
FED5.T3.P.L	th. 2,5 mm	1SNA 291 818 R2000
FC2.MC (1)	DIA 2,0 mm	1SNA 107 239 R0300
BJDL5.2	2 poles	1SNA 291 102 R2300
BJDL5.3	3 poles	1SNA 291 103 R2400
BJDL5.4	4 poles	1SNA 291 104 R2500
BJDL5.5	5 poles	1SNA 291 105 R2600
BJDL5.6	6 poles	1SNA 291 106 R2700
BJDL5.7	7 poles	1SNA 291 107 R2000
BJDL5.8	8 poles	1SNA 291 108 R0100
BJDL5.9	9 poles	1SNA 291 109 R0200
BJDL5.10	10 poles	1SNA 291 110 R2600

Type		Part numbers
FED5.T3.P.L	th. 2,5 mm	1SNA 291 818 R2000
FC2.MC (1)	DIA 2,0 mm	1SNA 107 239 R0300
BJDL5.2	2 poles	1SNA 291 102 R2300
BJDL5.3	3 poles	1SNA 291 103 R2400
BJDL5.4	4 poles	1SNA 291 104 R2500
BJDL5.5	5 poles	1SNA 291 105 R2600
BJDL5.6	6 poles	1SNA 291 106 R2700
BJDL5.7	7 poles	1SNA 291 107 R2000
BJDL5.8	8 poles	1SNA 291 108 R0100
BJDL5.9	9 poles	1SNA 291 109 R0200
BJDL5.10	10 poles	1SNA 291 110 R2600

R	See section on markers marking method	On top : RC510 or RPC On sides : RC55	On top : RC510 or RPC On sides : RC55

(1) The use of the test plug decreases the block's voltage rating: U = 200 V.

Terminal blocks spring clamp

for sensors/actuators

DIN 3

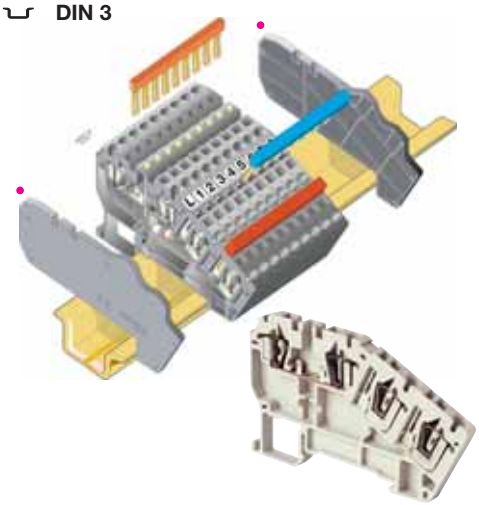

- *To obtain finger safety (IP20) of a terminal block assembly with comb type jumper bar, it is necessary to put one end section on each side of the terminal block assembly.*

End stop		th. 9 mm	**BADL**	1SNA **399 903** R**02**00
End stop		th. 10 mm	**BAM2**	1SNA **399 967** R**01**00
Rail		35 x 7,5 x 1	**PR3.Z2**	1SNA **174 300** R**17**00
Rail		35 x 15 x 2,3	**PR4**	1SNA **168 500** R**12**00
Rail		35 x 15 x 1,5	**PR5**	1SNA **168 700** R**22**00

Other end stops, rails and accessories : see section on accessories.

Notes

** **entrelec**® spring connection terminal blocks comply with IEC 947 - 1 standard for 1.5 mm² rated wire size. Nevertheless, our spring terminal blocks can be connected to 2.5 mm² wires.*

One wire per spring.

Accessories

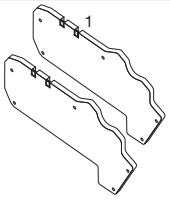



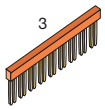

1 End section grey

2 Comb type jumper bar

3 Jumper bar orange
IP20 - 24 A

R

R See section on markers marking method

D 2,5/5.C3.L

Spacing 5 mm +0,05 (.198")

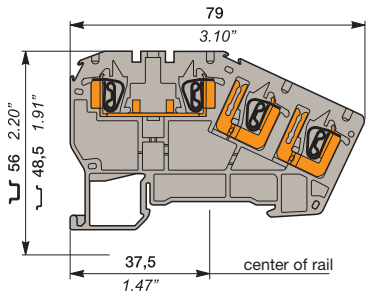

Colour		Type	Part numbers
Grey	□	**D 2,5/5.C3.L**	1SNA **290 350** R**21**00

Characteristics

Wire size

	IEC NFC VDE	UL/CSA
Rigid	0,14-2,5 mm² *	26-16 AWG
Flexible	0,14-2,5 mm² *	26-16 AWG
With isolated ferrule	0,5-2,5 mm² *	

Voltage		
Rated	300 V	300 V
Impulse withstand	4 KV	
Pollution degree	3	
Current		
Rated	17,5 A	10 A
Wire size		
Rated / Gauge	1,5 mm²/A1	16 AWG

Wire strip. length	Recomm. Screwdriver	Weight	Protection
9,5 mm	3,5 mm	11 g	IP20 •
.37"	.14"	.39 oz	NEMA 1

Type			Part numbers
FED5.C3.L	End section Kit (right + left) - th. 5 mm		1SNA **290 358** R**25**00
PC5.34	Blue	34 poles	1SNA **290 365** R**14**00
PC5.34	Red	34 poles	1SNA **290 366** R**15**00
PC5.34	Green/Yellow	34 poles	1SNA **290 367** R**16**00
BJDL5.2		2 poles	1SNA **291 102** R**23**00
BJDL5.3		3 poles	1SNA **291 103** R**24**00
BJDL5.4		4 poles	1SNA **291 104** R**25**00
BJDL5.5		5 poles	1SNA **291 105** R**26**00
BJDL5.6		6 poles	1SNA **291 106** R**27**00
BJDL5.7		7 poles	1SNA **291 107** R**20**00
BJDL5.8		8 poles	1SNA **291 108** R**01**00
BJDL5.9		9 poles	1SNA **291 109** R**02**00
BJDL5.10		10 poles	1SNA **291 110** R**26**00

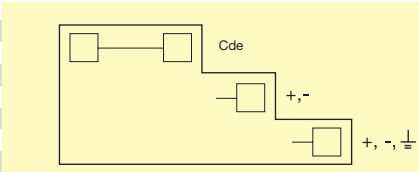

RC55

D 2,5/5.C3.L.L

Spacing 5 mm +0,05 (.198")

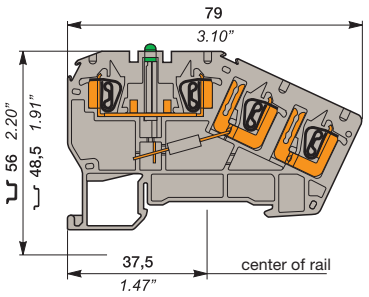

Block for sensor/actuators with bidirectional green LED 24V=

Colour		Type	Part numbers
Grey green led	□	**D 2,5/5.C3.L.L**	1SNA **290 352** R**17**00
Grey red led	□	**D 2,5/5.C3.L.L**	1SNA **290 369** R**20**00

Characteristics

Wire size

	IEC NFC VDE	UL/CSA
Rigid	0,14-2,5 mm² *	26-16 AWG
Flexible	0,14-2,5 mm² *	26-16 AWG
With isolated ferrule	0,5-2,5 mm² *	

Voltage		
Rated	300 V	300 V
Impulse withstand	4 KV	
Pollution degree	3	
Current		
Rated	17,5 A	10 A
Wire size		
Rated / Gauge	1,5 mm²/A1	16 AWG

Wire strip. length	Recomm. Screwdriver	Weight	Protection
9,5 mm	3,5 mm	11 g	IP20 •
.37"	.14"	.39 oz	NEMA 1

Type			Part numbers
FED5.C3.L	End section Kit (right + left) - th. 5 mm		1SNA **290 358** R**25**00
PC5.34	Blue	34 poles	1SNA **290 365** R**14**00
PC5.34	Red	34 poles	1SNA **290 366** R**15**00
PC5.34	Green/Yellow	34 poles	1SNA **290 367** R**16**00
BJDL5.2		2 poles	1SNA **291 102** R**23**00
BJDL5.3		3 poles	1SNA **291 103** R**24**00
BJDL5.4		4 poles	1SNA **291 104** R**25**00
BJDL5.5		5 poles	1SNA **291 105** R**26**00
BJDL5.6		6 poles	1SNA **291 106** R**27**00
BJDL5.7		7 poles	1SNA **291 107** R**20**00
BJDL5.8		8 poles	1SNA **291 108** R**01**00
BJDL5.9		9 poles	1SNA **291 109** R**02**00
BJDL5.10		10 poles	1SNA **291 110** R**26**00

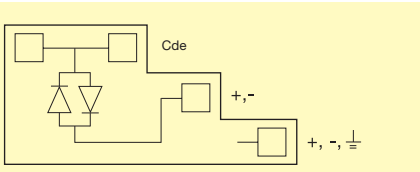

Example for 8 connection wiring

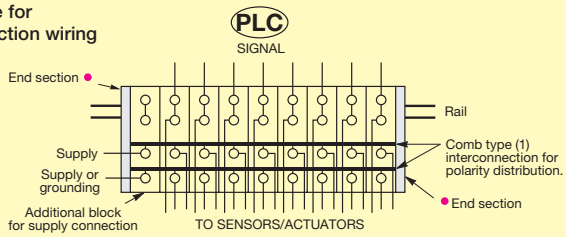

(1) 34 poles and easily divisible

Terminal blocks spring clamp

for sensors/actuators

DIN 3

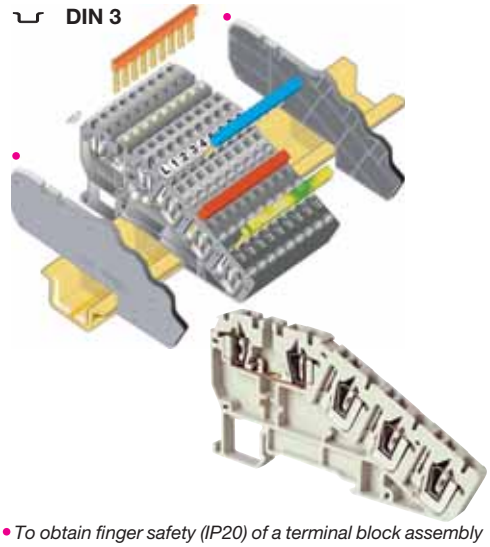

• *To obtain finger safety (IP20) of a terminal block assembly with comb type jumper bar, it is necessary to put one end section on each side of the terminal block assembly.*

End stop		th. 9 mm	**BADL**	1SNA **399 903** R**02**00
End stop		th. 10 mm	**BAM2**	1SNA **399 967** R**01**00
Rail		35 x 7,5 x 1	**PR3.Z2**	1SNA **174 300** R**17**00
Rail		35 x 15 x 2,3	**PR4**	1SNA **168 500** R**12**00
Rail		35 x 15 x 1,5	**PR5**	1SNA **168 700** R**22**00

Other end stops, rails and accessories : see section on accessories.

Notes

** Entrelec spring connection terminal blocks comply with IEC 947 - 1 standard for 1.5 mm² rated wire size. Nevertheless, our spring terminal blocks can be connected to 2.5 mm² wires.*

One wire per spring.

Accessories

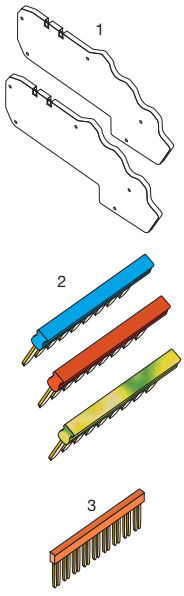

1	End section	grey
2	Comb type jumper bar	
3	Jumper bar *IP20 - 24 A*	orange
R	See section on markers marking method	

D 2,5/5.C4.L

Spacing 5 mm +0,05 *(.198")*

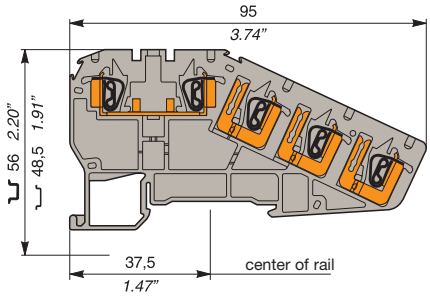

Colour	Type	Part numbers
Grey	**D 2,5/5.C4.L**	1SNA **290 354** R**11**00

Characteristics

Wire size

	IEC NFC VDE	UL/CSA
Rigid	0,14-2,5 mm² *	26-16 AWG
Flexible	0,14-2,5 mm² *	26-16 AWG
With isolated ferrule	0,5-2,5 mm² *	

Voltage		
Rated	300 V	300 V
Impulse withstand	4 KV	
Pollution degree	3	
Current		
Rated	17,5 A	10 A
Wire size		
Rated / Gauge	1,5 mm²/A1	16 AWG

Wire strip. length	Recomm. Screwdriver	Weight	Protection
9,5 mm	3,5 mm	14 g	IP20 •
.37"	.14"	.49 oz	NEMA 1

Type			Part numbers
FED5.C4.L	End section Kit (right + left) th. 5 mm		1SNA **290 360** R**23**00
PC5.34	Blue	34 poles	1SNA **290 365** R**14**00
PC5.34	Red	34 poles	1SNA **290 366** R**15**00
PC5.34	Green/Yellow	34 poles	1SNA **290 367** R**16**00
BJDL5.2		2 poles	1SNA **291 102** R**23**00
BJDL5.3		3 poles	1SNA **291 103** R**24**00
BJDL5.4		4 poles	1SNA **291 104** R**25**00
BJDL5.5		5 poles	1SNA **291 105** R**26**00
BJDL5.6		6 poles	1SNA **291 106** R**27**00
BJDL5.7		7 poles	1SNA **291 107** R**20**00
BJDL5.8		8 poles	1SNA **291 108** R**01**00
BJDL5.9		9 poles	1SNA **291 109** R**02**00
BJDL5.10		10 poles	1SNA **291 110** R**26**00

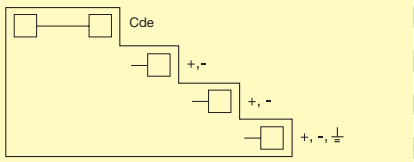

RC55

D 2,5/5.C4.L.L

Spacing 5 mm +0,05 *(.198")*

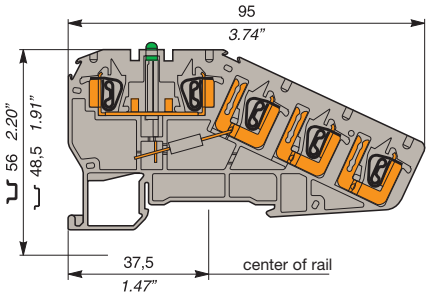

Block for sensor/actuators with bidirectional green LED 24V=

Colour	Type	Part numbers
Grey green led	**D 2,5/5.C4.L.L**	1SNA **290 356** R**13**00
Grey red led	**D 2,5/5.C4.L.L**	1SNA **290 400** R**15**00

Characteristics

Wire size

	IEC NFC VDE	UL/CSA
Rigid	0,14-2,5 mm² *	26-16 AWG
Flexible	0,14-2,5 mm² *	26-16 AWG
With isolated ferrule	0,5-2,5 mm² *	

Voltage		
Rated	300 V	300 V
Impulse withstand	4 KV	
Pollution degree	3	
Current		
Rated	17,5 A	10 A
Wire size		
Rated / Gauge	1,5 mm²/A1	16 AWG

Wire strip. length	Recomm. Screwdriver	Weight	Protection
9,5 mm	3,5 mm	14 g	IP20 •
.37"	.14"	.49 oz	NEMA 1

Type			Part numbers
FED5.C4.L	End section Kit (right + left) th. 5 mm		1SNA **290 360** R**23**00
PC5.34	Blue	34 poles	1SNA **290 365** R**14**00
PC5.34	Red	34 poles	1SNA **290 366** R**15**00
PC5.34	Green/Yellow	34 poles	1SNA **290 367** R**16**00
BJDL5.2		2 poles	1SNA **291 102** R**23**00
BJDL5.3		3 poles	1SNA **291 103** R**24**00
BJDL5.4		4 poles	1SNA **291 104** R**25**00
BJDL5.5		5 poles	1SNA **291 105** R**26**00
BJDL5.6		6 poles	1SNA **291 106** R**27**00
BJDL5.7		7 poles	1SNA **291 107** R**20**00
BJDL5.8		8 poles	1SNA **291 108** R**01**00
BJDL5.9		9 poles	1SNA **291 109** R**02**00
BJDL5.10		poles	1SNA **291 110** R**26**00

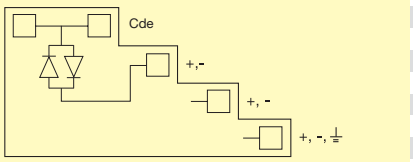

Example for 8 connection wiring

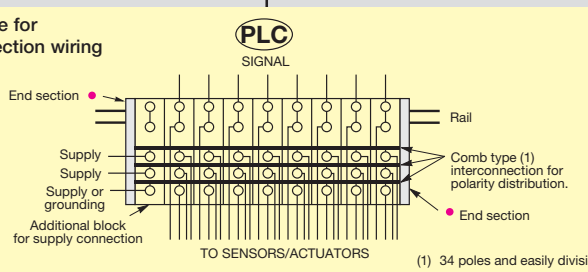

(1) 34 poles and easily divisible

Terminal blocks spring clamp

for distribution boxes

DIN 3

Disconnect function view

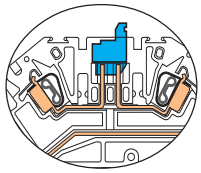

End stop		th. 9 mm	**BADL**	1SNA **399 903** R02**00**
End stop		th. 10 mm	**BAM2**	1SNA **399 967** R01**00**
End stop		th. 12 mm	**BADH**	1SNA **116 900** R27**00**
End stop		th. 9,1 mm	**BAMH**	1SNA **114 836** R00**00**
End stop		th. 9,1 mm	**BAMH**	1SNA **194 836** R01**00**
Rail		35 x 7,5 x 1	**PR3.Z2**	1SNA **174 300** R17**00**
Rail		35 x 15 x 2,3	**PR4**	1SNA **168 500** R12**00**
Rail		35 x 15 x 1,5	**PR5**	1SNA **168 700** R22**00**

Other end stops, rails and accessories : see section on accessories.

Notes

The use of some accessories may decrease the block's voltage rating. For more information, consult us.

* *Blue marking on "neutral" circuit.*
Yellow/green marking on "ground" circuit.

One wire per spring.

D 2,5/5.A.NTLP.L

Spacing 5 mm +0,05 .198"

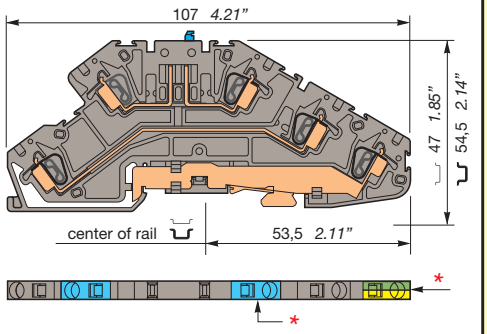

Colour	Type	Part number
1 circuit : "disconnect neutral"		
1 circuit: "feed-through"		
1 circuit : "ground" connected to the rail		
Grey	**D 2,5/5.A.NTLP.L**	1SNA **290 336** R07**00**

Characteristics

		IEC NFC	IEC DIN	UL/CSA
Wire size				
	Rigid	(1) 0,14-4 mm²		26-12 AWG
	Flexible	0,14-2,5 mm²		26-12 AWG
Isolating cover		0,5-2,5 mm²		
Ground bar				
Voltage				
Rated		(2) 400 V / 250 V		300 V
Impulse withstand		(3) 6 kV / 4 kV		
Pollution degree		3		
Current				
Rated	Short circuit	20 A	300 A /1s.	20 A
Wire size				
Rated / Gauge		2,5 mm² / A2		12 AWG

Wire strip. length	Recomm. screwdriver	Weight	Protection
9,5 mm	3,5 mm	20 g	IP 20
.37"	.14"	.71 oz	NEMA 1

Interruptible neutral : Why ?

Example : fault on a TN-S network (1 neutral cable, 1 ground cable, both connected at the transformer)

Fault (1) : fault between one phase and the device (e.g. industrial oven) frame
It is a direct phase to ground fault. The fuse operates and the fault is identified.

Fault (2) : fault limited by the load impedance - use of neutral interruptible function
In this case, there is no direct phase to ground short-circuit and the fuse will not operate. There is a fault current on the ground path limited by the load impedance. Despite the apparent correct operation of the device, there is a potential danger for the users.

Test procedure for fault location :
1- Isolate the power transformer from the installation by operating the main disconnect switch.
2- Insert an ohmmeter between neutral and ground before the distribution point to the different devices (as it is not possible to detect the origin of the fault if several devices are connected on the same circuit.
3- Open the interruptible neutral levers one by one.
4- When the faulty circuit is opened, the ohmmeter shows an infinite impedance. The fault is then identified.

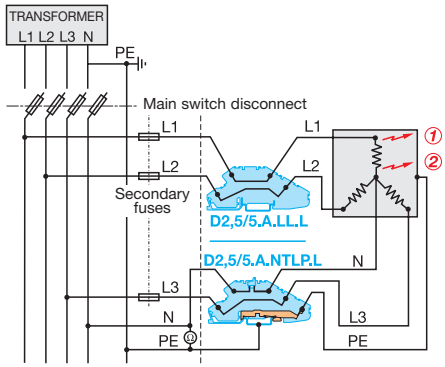

Accessories

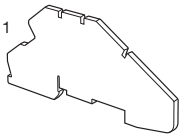

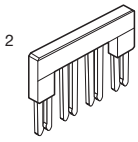

			Type		Part numbers
1	End section	grey	FEDA5.L	th. 2,5 mm	1SNA **291 561** R26**00**
2	Jumper bar IP 20 - 24 A	orange	BJDL5.2	2 poles	1SNA **291 102** R23**00**
			BJDL5.3	3 poles	1SNA **291 103** R24**00**
			BJDL5.4	4 poles	1SNA **291 104** R25**00**
			BJDL5.5	5 poles	1SNA **291 105** R26**00**
			BJDL5.6	6 poles	1SNA **291 106** R27**00**
			BJDL5.7	7 poles	1SNA **291 107** R20**00**
			BJDL5.8	8 poles	1SNA **291 108** R01**00**
			BJDL5.9	9 poles	1SNA **291 109** R02**00**
			BJDL5.10	10 poles	1SNA **291 110** R26**00**

(1) Entrelec's spring terminal blocks with 5 mm spacing are compliant with IEC 947-1 standard for 2.5 mm² wire size. Howerer, terminal blocks can also be connected to 4 mm² rigid wires.
(2) Phase to phase = 400 V - Phase to ground = 250 V
(3) Phase to phase = 6 kV - Phase to ground = 4 kV

R

R See section on markers marking method — RC55

Terminal blocks spring clamp

for distribution boxes

DIN 3

D 2,5/5.A.NLP.L

Spacing 5 mm +0,05 .198"

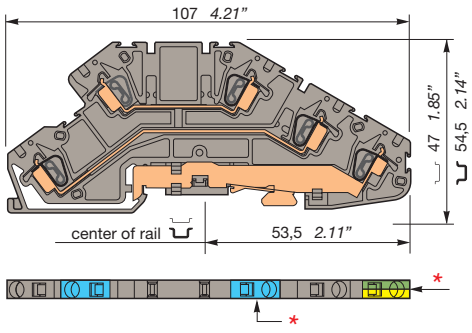

Colour	Type	Part number
1 circuit : "neutral" not disconnect 1 circuit: "feed-through" 1 circuit : "ground" connected to the rail		
Grey	**D 2,5/5.A.NLP.L**	1SNA **290 338** R**1100**

D 2,5/5.A.LLP.L

Spacing 5 mm +0,05 .198"

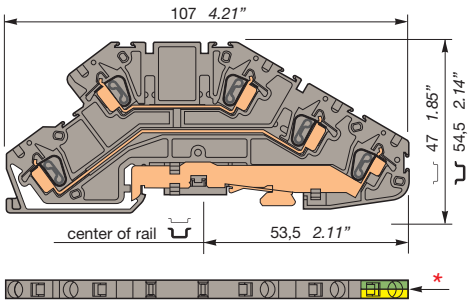

Colour	Type	Part number
2 circuits "feed-through" 1 circuit : "ground" connected to the rail		
Grey	**D 2,5/5.A.LLP.L**	1SNA **290 340** R**2700**

End stop		th. 9 mm	**BADL**	1SNA **399 903** R**0200**
End stop		th. 10 mm	**BAM2**	1SNA **399 967** R**0100**
End stop		th. 12 mm	**BADH**	1SNA **116 900** R**2700**
End stop		th. 9,1 mm	**BAMH**	1SNA **114 836** R**0000**
End stop		th. 9,1 mm	**BAMH**	1SNA **194 836** R**0100**
Rail		35 x 7,5 x 1	**PR3.Z2**	1SNA **174 300** R**1700**
Rail		35 x 15 x 2,3	**PR4**	1SNA **168 500** R**1200**
Rail		35 x 15 x 1,5	**PR5**	1SNA **168 700** R**2200**

Other end stops, rails and accessories : see section on accessories.

Notes

The use of some accessories may decrease the block's voltage rating. For more information, consult us.

* *Blue marking on "neutral" circuit.*
Yellow/green marking on "ground" circuit.

One wire per spring.

Characteristics

Wire size	IEC NFC DIN	UL/CSA
Rigid	(1) 0,14-4 mm²	26-12 AWG
Flexible	0,14-2,5 mm²	26-12AWG
Isolating cover	0,5-2,5 mm²	
Ground bar		
Voltage		
Rated	(1) 400 V / 250 V	300 V
Impulse withstand	(2) 6 kV / 4 kV	
Pollution degree	3	
Current		
Rated / Short circuit	24 A / 300 A /1s.	20 A
Wire size		
Rated / Gauge	2,5 mm² / A2	12 AWG

Wire strip. length	Recomm. screwdriver	Weight	Protection
9,5 mm	3,5 mm	19 g	IP 20
.37"	.14"	.67 oz	NEMA 1

Characteristics

Wire size	IEC NFC DIN	UL/CSA
Rigid	(1) 0,14-4 mm²	26-12 AWG
Flexible	0,14-2,5 mm²	26-12AWG
Isolating cover	0,5-2,5 mm²	
Ground bar		
Voltage		
Rated	(1) 400 V / 250 V	300 V
Impulse withstand	(2) 6 kV / 4 kV	
Pollution degree	3	
Current		
Rated / Short circuit	24 A / 300 A /1s.	20 A
Wire size		
Rated / Gauge	2,5 mm² / A2	12 AWG

Wire strip. length	Recomm. screwdriver	Weight	Protection
9,5 mm	3,5 mm	19 g	IP 20
.37"	.14"	.67 oz	NEMA 1

Accessories

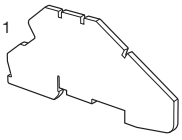

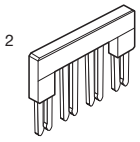

1	End section	grey
2	Jumper bar IP 20 - 24 A	orange

Type		Part numbers
FEDA5.L	th. 2,5 mm	1SNA **291 561** R**2600**
BJDL5.2	2 poles	1SNA **291 102** R**2300**
BJDL5.3	3 poles	1SNA **291 103** R**2400**
BJDL5.4	4 poles	1SNA **291 104** R**2500**
BJDL5.5	5 poles	1SNA **291 105** R**2600**
BJDL5.6	6 poles	1SNA **291 106** R**2700**
BJDL5.7	7 poles	1SNA **291 107** R**2000**
BJDL5.8	8 poles	1SNA **291 108** R**0100**
BJDL5.9	9 poles	1SNA **291 109** R**0200**
BJDL5.10	10 poles	1SNA **291 110** R**2600**

(1) Entrelec's spring terminal blocks with 5 mm spacing are compliant with IEC 947-1 standard for 2.5 mm² wire size. Howerer, terminal blocks can also be connected to 4 mm² rigid wires.
(2) Phase to phase = 400 V - Phase to ground = 250 V
(3) Phase to phase = 6 kV - Phase to ground = 4 kV

Type		Part numbers
FEDA5.L	th. 2,5 mm	1SNA **291 561** R**2600**
BJDL5.2	2 poles	1SNA **291 102** R**2300**
BJDL5.3	3 poles	1SNA **291 103** R**2400**
BJDL5.4	4 poles	1SNA **291 104** R**2500**
BJDL5.5	5 poles	1SNA **291 105** R**2600**
BJDL5.6	6 poles	1SNA **291 106** R**2700**
BJDL5.7	7 poles	1SNA **291 107** R**2000**
BJDL5.8	8 poles	1SNA **291 108** R**0100**
BJDL5.9	9 poles	1SNA **291 109** R**0200**
BJDL5.10	10 poles	1SNA **291 110** R**2600**

(1) Entrelec's spring terminal blocks with 5 mm spacing are compliant with IEC 947-1 standard for 2.5 mm² wire size. Howerer, terminal blocks can also be connected to 4 mm² rigid wires.
(2) Phase to phase = 400 V - Phase to ground = 250 V
(3) Phase to phase = 6 kV - Phase to ground = 4 kV

R	See section on markers marking method	RC55

RC55

Terminal blocks spring clamp

for distribution boxes

DIN 3

D 2,5/5.A.NL.L

Spacing 5 mm +0,05 .198"

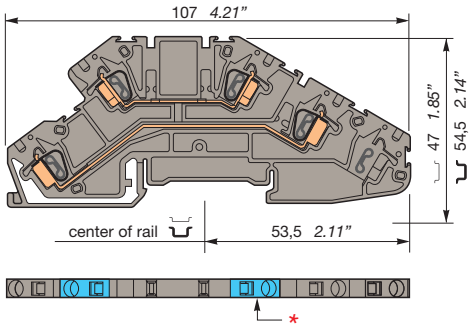

Colour	Type	Part number
1 circuit : "neutral"		
1 circuit : "feed-through"		
Grey	D 2,5/5.A.NL.L	1SNA 290 344 R1700

Characteristics

Wire size	IEC NFC DIN	UL/CSA
Rigid	(1) 0,14-4 mm²	26-12 AWG
Flexible	0,14-2,5 mm²	26-12AWG
Isolating cover	0,5-2,5 mm²	
Ground bar		
Voltage		
Rated	400 V	300 V
Impulse withstand	6 kV	
Pollution degree	3	
Current		
Rated	24 A	20 A
Wire size		
Rated / Gauge	2,5 mm² / A2	12 AWG

Wire strip. length	Recomm. screwdriver	Weight	Protection
9,5 mm	3,5 mm	15 g	IP 20
.37"	.14"	.53 oz	NEMA 1

D 2,5/5.A.LL.L

Spacing 5 mm +0,05 .198"

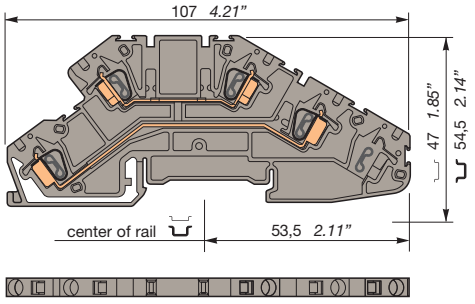

Colour	Type	Part number
2 circuits : "feed-through"		
Grey	D 2,5/5.A.LL.L	1SNA 290 342 R1500

Characteristics

Wire size	IEC NFC DIN	UL/CSA
Rigid	(1) 0,14-4 mm²	26-12 AWG
Flexible	0,14-2,5 mm²	26-12AWG
Isolating cover	0,5-2,5 mm²	
Ground bar		
Voltage		
Rated	400 V	300 V
Impulse withstand	6 kV	
Pollution degree	3	
Current		
Rated	24 A	20 A
Wire size		
Rated / Gauge	2,5 mm² / A2	12 AWG

Wire strip. length	Recomm. screwdriver	Weight	Protection
9,5 mm	3,5 mm	15 g	IP 20
.37"	.14"	.53 oz	NEMA 1

End stop	th. 9 mm	BADL	1SNA 399 903 R0200
End stop	th. 10 mm	BAM2	1SNA 399 967 R0100
End stop	th. 12 mm	BADH	1SNA 116 900 R2700
End stop	th. 9,1 mm	BAMH	1SNA 114 836 R0000
End stop	th. 9,1 mm	BAMH	1SNA 194 836 R0100
Rail	35 x 7,5 x 1	PR3.Z2	1SNA 174 300 R1700
Rail	35 x 15 x 2,3	PR4	1SNA 168 500 R1200
Rail	35 x 15 x 1,5	PR5	1SNA 168 700 R2200

Other end stops, rails and accessories : see section on accessories.

Notes

The use of some accessories may decrease the block's voltage rating. For more information, consult us.

* *Blue marking on "neutral" circuit.*
Yellow/green marking on "ground" circuit.

One wire per spring.

Accessories

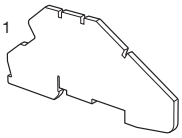

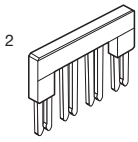

			Type		Part numbers	Type		Part numbers
1	End section	grey	FEDA5.L	th. 2,5 mm	1SNA 291 561 R2600	FEDA5.L	th. 2,5 mm	1SNA 291 561 R2600
2	Jumper bar IP 20 - 24 A	orange	BJDL5.2	2 poles	1SNA 291 102 R2300	BJDL5.2	2 poles	1SNA 291 102 R2300
			BJDL5.3	3 poles	1SNA 291 103 R2400	BJDL5.3	3 poles	1SNA 291 103 R2400
			BJDL5.4	4 poles	1SNA 291 104 R2500	BJDL5.4	4 poles	1SNA 291 104 R2500
			BJDL5.5	5 poles	1SNA 291 105 R2600	BJDL5.5	5 poles	1SNA 291 105 R2600
			BJDL5.6	6 poles	1SNA 291 106 R2700	BJDL5.6	6 poles	1SNA 291 106 R2700
			BJDL5.7	7 poles	1SNA 291 107 R2000	BJDL5.7	7 poles	1SNA 291 107 R2000
			BJDL5.8	8 poles	1SNA 291 108 R0100	BJDL5.8	8 poles	1SNA 291 108 R0100
			BJDL5.9	9 poles	1SNA 291 109 R0200	BJDL5.9	9 poles	1SNA 291 109 R0200
			BJDL5.10	10 poles	1SNA 291 110 R2600	BJDL5.10	10 poles	1SNA 291 110 R2600

(1) Entrelec's spring terminal blocks with 5 mm spacing are compliant with IEC 947-1 standard for 2.5 mm² wire size. Howerer, terminal blocks can also be connected to 4 mm² rigid wires.

(1) Entrelec's spring terminal blocks with 5 mm spacing are compliant with IEC 947-1 standard for 2.5 mm² wire size. Howerer, terminal blocks can also be connected to 4 mm² rigid wires.

R	See section on markers marking method	RC55	RC55

Terminal blocks spring clamp

for distribution boxes

DIN 3

End stop		th. 9 mm	**BADL**	1SNA **399 903** R**02**00
End stop		th. 10 mm	**BAM2**	1SNA **399 967** R**01**00
End stop		th. 12 mm	**BADH**	1SNA **116 900** R**27**00
End stop		th. 9,1 mm	**BAMH**	1SNA **114 836** R**00**00
End stop		th. 9,1 mm	**BAMH**	1SNA **194 836** R**01**00
Rail		35 x 7,5 x 1	**PR3.Z2**	1SNA **174 300** R**17**00
Rail		35 x 15 x 2,3	**PR4**	1SNA **168 500** R**12**00
Rail		35 x 15 x 1,5	**PR5**	1SNA **168 700** R**22**00

Other end stops, rails and accessories : see section on accessories.

Notes

The use of some accessories may decrease the block's voltage rating. For more information, consult us.

* *Blue marking on "neutral" circuit.*
Yellow/green marking on "ground" circuit.

One wire per spring.

D 2,5/5.A.L.L

Spacing 5 mm +0,05 .198"

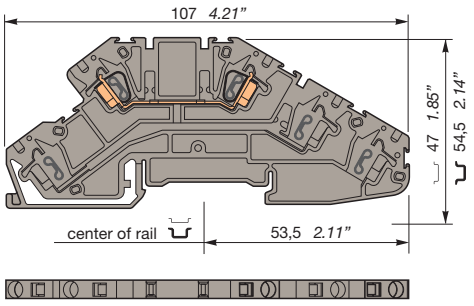

Colour	Type	Part number
1 circuit "feed-through": at the top (*) in the middle (**)		
Grey (*)	**D 2,5/5.A.L.L**	1SNA **290 348** R**23**00
Grey (**)	**D 2,5/5.A.L.L**	1SNA **290 402** R**03**00

Characteristics

Wire size	IEC NFC DIN	UL/CSA
Rigid	(1) 0,14-4 mm²	26-12 AWG
Flexible	0,14-2,5 mm²	26-12 AWG
Isolating cover	0,5-2,5 mm²	
Ground bar		
Voltage		
Rated	400 V	300 V
Impulse withstand	6 kV	
Pollution degree	3	
Current		
Rated	24 A	20 A
Wire size		
Rated / Gauge	2,5 mm² / A2	12 AWG

Wire strip. length	Recomm. screwdriver	Weight	Protection
9,5 mm	3,5 mm	12 g	IP 20
.37"	.14"	.42 oz	NEMA 1

D 2,5/5.A.N.L

Spacing 5 mm +0,05 .198"

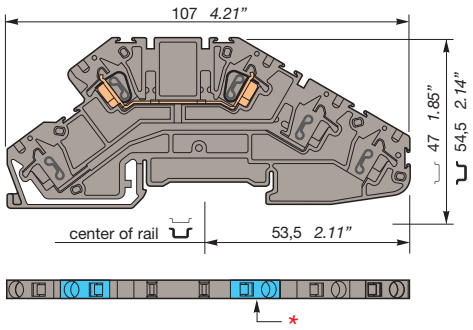

Colour	Type	Part number
1 circuit : "neutral"		
Grey	**D 2,5/5.A.N.L**	1SNA **290 346** R**11**00

Characteristics

Wire size	IEC NFC DIN	UL/CSA
Rigid	(1) 0,14-4 mm²	26-12 AWG
Flexible	0,14-2,5 mm²	26-12 AWG
Isolating cover	0,5-2,5 mm²	
Ground bar		
Voltage		
Rated	400 V	300 V
Impulse withstand	6 kV	
Pollution degree	3	
Current		
Rated	24 A	20 A
Wire size		
Rated / Gauge	2,5 mm² / A2	12 AWG

Wire strip. length	Recomm. screwdriver	Weight	Protection
9,5 mm	3,5 mm	12 g	IP 20
.37"	.14"	.42 oz	NEMA 1

Accessories

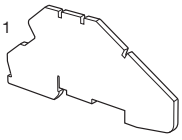

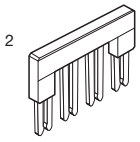

			Type		Part numbers
1	End section	grey	FEDA5.L	th. 2,5 mm	1SNA **291 561** R**26**00
2	Jumper bar IP 20 - 24 A	orange	BJDL5.2	2 poles	1SNA **291 102** R**23**00
			BJDL5.3	3 poles	1SNA **291 103** R**24**00
			BJDL5.4	4 poles	1SNA **291 104** R**25**00
			BJDL5.5	5 poles	1SNA **291 105** R**26**00
			BJDL5.6	6 poles	1SNA **291 106** R**27**00
			BJDL5.7	7 poles	1SNA **291 107** R**20**00
			BJDL5.8	8 poles	1SNA **291 108** R**01**00
			BJDL5.9	9 poles	1SNA **291 109** R**02**00
			BJDL5.10	10 poles	1SNA **291 110** R**26**00

(1) Entrelec's spring terminal blocks with 5 mm spacing are compliant with IEC 947-1 standard for 2.5 mm² wire size. Howerer, terminal blocks can also be connected to 4 mm² rigid wires.

R See section on markers marking method — RC55

Type Part numbers
FEDA5.L th. 2,5 mm 1SNA 291 561 R2600
BJDL5.2 2 poles 1SNA 291 102 R2300
BJDL5.3 3 poles 1SNA 291 103 R2400
BJDL5.4 4 poles 1SNA 291 104 R2500
BJDL5.5 5 poles 1SNA 291 105 R2600
BJDL5.6 6 poles 1SNA 291 106 R2700
BJDL5.7 7 poles 1SNA 291 107 R2000
BJDL5.8 8 poles 1SNA 291 108 R0100
BJDL5.9 9 poles 1SNA 291 109 R0200
BJDL5.10 10 poles 1SNA 291 110 R2600
(1) Entrelec's spring terminal blocks with 5 mm spacing are compliant with IEC 947-1 standard for 2.5 mm² wire size. Howerer, terminal blocks can also be connected to 4 mm² rigid wires.
RC55

Terminal blocks spring clamp

for distribution boxes

DIN 3

Product range compatible with neutral busbar

Disconnected from busbar

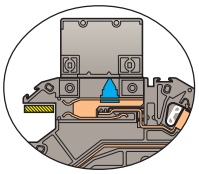

Connected to busbar

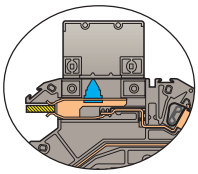

End stop		th. 9 mm	**BADL**	1SNA **399 903** R02**00**
End stop		th. 10 mm	**BAM2**	1SNA **399 967** R01**00**
End stop		th. 12 mm	**BADH**	1SNA **116 900** R27**00**
End stop		th. 9,1 mm	**BAMH**	1SNA **114 836** R00**00**
End stop		th. 9,1 mm	**BAMH**	1SNA **194 836** R01**00**
Rail		35 x 7,5 x 1	**PR3.Z2**	1SNA **174 300** R17**00**
Rail		35 x 15 x 2,3	**PR4**	1SNA **168 500** R12**00**
Rail		35 x 15 x 1,5	**PR5**	1SNA **168 700** R22**00**

Other end stops, rails and accessories : see section on accessories.

Notes

The use of some accessories may decrease the block's voltage rating. For more information, consult us.

* *Blue marking on "neutral" circuit.*
Yellow/green marking on "ground" circuit.

One wire per spring.

D 2,5/5.NTLP.L

Spacing 5 mm +0,05 .198"

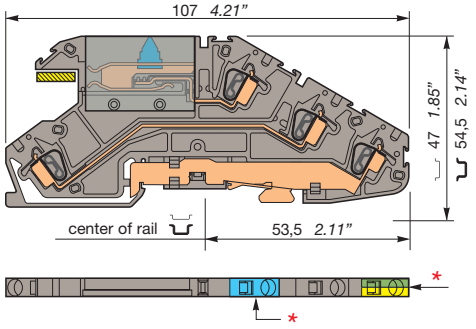

Colour	Type	Part number
1 circuit : "disconnect neutral" with busbar connection		
1 circuit : "feed-through"		
1 circuit : "ground" connected to the rail		
Grey	**D 2,5/5.NTLP.L**	1SNA **290 322** R01**00**

Characteristics

		IEC NFC	IEC DIN	UL/CSA
Wire size				
	Rigid	(1) 0,14-4 mm²		26-12 AWG
	Flexible	0,14-2,5 mm²		26-12AWG
Isolating cover		0,5-2,5 mm²		
Ground bar		10 x 3 mm		
Voltage				
Rated		(2) 400 V / 250 V		300 V
Impulse withstand		(3) 6 kV / 4 kV		
Pollution degree		3		
Current				
Rated	Short circuit	20 A	300 A /1s.	20 A
Wire size				
Rated / Gauge		2,5 mm² / A2		12 AWG

Wire strip. length	Recomm. screwdriver	Weight	Protection
9,5 mm	3,5 mm	16 g	IP 20
.37"	.14"	.56 oz	NEMA 1

Interruptible neutral : Why ?

Example : fault on a TN-S network (1 neutral cable, 1 ground cable, both connected at the transformer)

Fault (1) : fault between one phase and the device (e.g. industrial oven) frame
It is a direct phase to ground fault. The fuse operates and the fault is identified.

Fault (2) : fault limited by the load impedance - use of neutral interruptible function
In this case, there is no direct phase to ground short-circuit and the fuse will not operate. There is a fault current on the ground path limited by the load impedance. Despite the apparent correct operation of the device, there is a potential danger for the users.

Test procedure for fault location :
1- Isolate the power transformer from the installation by operating the main disconnect switch.
2- Insert an ohmmeter between neutral and ground before the distribution point to the different devices (as it is not possible to detect the origin of the fault if several devices are connected on the same circuit.
3- Open the interruptible neutral levers one by one.
4- When the faulty circuit is opened, the ohmmeter shows an infinite impedance. The fault is then identified.

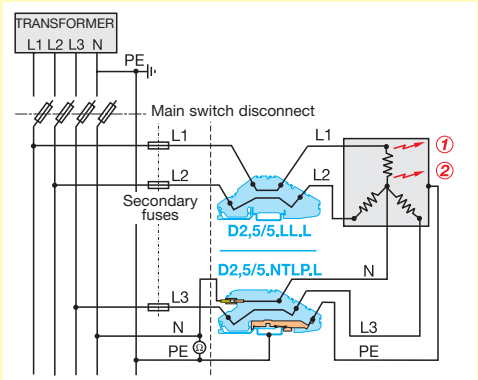

Accessories

			Type		Part numbers
1	End section	grey	FED5.L.A	th. 2,5 mm	1SNA **291 559** R04**00**
3	Neutral bar end section holder (4)	blue	SPBO.NT.L	9 mm	1SNA **399 886** R21**00**
4	Jumper bar IP 20 - 24 A	orange	BJDL5.2	2 poles	1SNA **291 102** R23**00**
			BJDL5.3	3 poles	1SNA **291 103** R24**00**
			BJDL5.4	4 poles	1SNA **291 104** R25**00**
			BJDL5.5	5 poles	1SNA **291 105** R26**00**
			BJDL5.6	6 poles	1SNA **291 106** R27**00**
			BJDL5.7	7 poles	1SNA **291 107** R20**00**
			BJDL5.8	8 poles	1SNA **291 108** R01**00**
			BJDL5.9	9 poles	1SNA **291 109** R02**00**
			BJDL5.10	10 poles	1SNA **291 110** R26**00**
5	Busbar		BO3	10 x 3 mm	1SNA **164 406** R24**00**
6	Clamp for busbar		SFB1	0,5 to 35 mm² - H = 7	1SNA **163 860** R05**00**
			SFB2	16 to 35 mm² - H = 3	1SNA **168 956** R06**00**
R	See section on markers marking method		RC55		

(1) **entrelec**® spring terminal blocks with 5 mm spacing are compliant with IEC 947-1 standard for 2.5 mm² wire size. Howerer, terminal blocks can also be connected to 4 mm² rigid wires.
(2) Phase to phase = 400 V - Phase to ground = 250 V
(3) Phase to phase = 6 kV - Phase to ground = 4 kV

(4) 200 mm max. (40 blocks) between 2 SPBO.NT.L

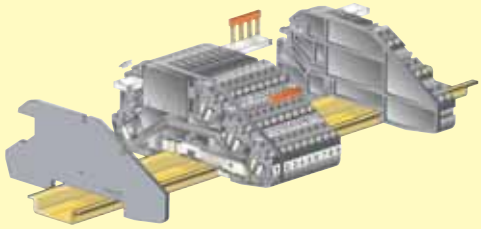

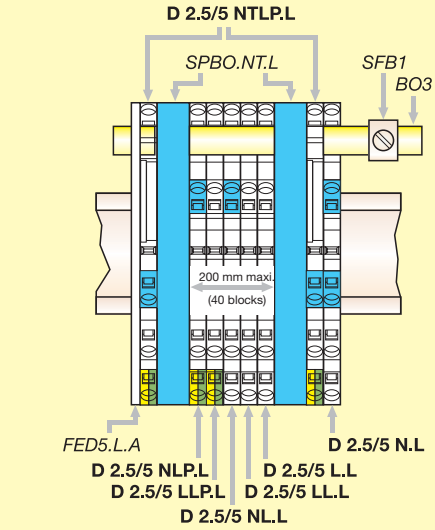

Terminal blocks spring clamp

for distribution boxes

DIN 3

Product range compatible with neutral busbar

End stop		th. 9 mm	**BADL**	1SNA **399 903** R0200
End stop		th. 10 mm	**BAM2**	1SNA **399 967** R0100
End stop		th. 12 mm	**BADH**	1SNA **116 900** R2700
End stop		th. 9,1 mm	**BAMH**	1SNA **114 836** R0000
End stop		th. 9,1 mm	**BAMH**	1SNA **194 836** R0100
Rail		35 x 7,5 x 1	**PR3.Z2**	1SNA **174 300** R1700
Rail		35 x 15 x 2,3	**PR4**	1SNA **168 500** R1200
Rail		35 x 15 x 1,5	**PR5**	1SNA **168 700** R2200

Other end stops, rails and accessories : see section on accessories.

Notes

The use of some accessories may decrease the block's voltage rating. For more information, consult us.

* *Blue marking on "neutral" circuit.*
Yellow/green marking on "ground" circuit.

One wire per spring.

D 2,5/5.NLP.L

Spacing 5 mm +0,05 .198"

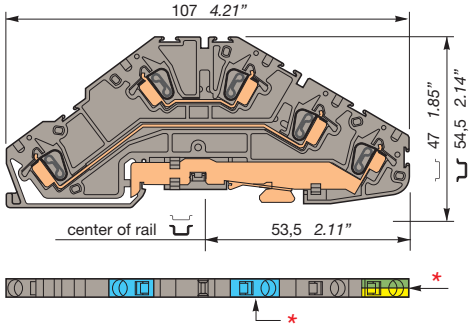

Colour	Type	Part number
	1 circuit : "neutral" 1 circuit : "feed-through" 1 circuit : "ground" connected to the rail	
Grey	**D 2,5/5.NLP.L**	1SNA **290 324** R0300

Characteristics

Wire size	IEC NFC DIN	UL/CSA
Rigid	(1) 0,14-4 mm²	26-12 AWG
Flexible	0,14-2,5 mm²	26-12 AWG
Isolating cover	0,5-2,5 mm²	
Ground bar		

Voltage		
Rated	(2) 400 V / 250 V	300 V
Impulse withstand	(3) 6 kV / 4 kV	
Pollution degree	3	

Current				
Rated	Short circuit	24 A	300 A /1s.	20 A

Wire size		
Rated / Gauge	2,5 mm² / A2	12 AWG

Wire strip. length	Recomm. screwdriver	Weight	Protection
9,5 mm	3,5 mm	18 g	IP 20
.37"	.14"	.63 oz	NEMA 1

D 2,5/5.LLP.L

Spacing 5 mm +0,05 .198"

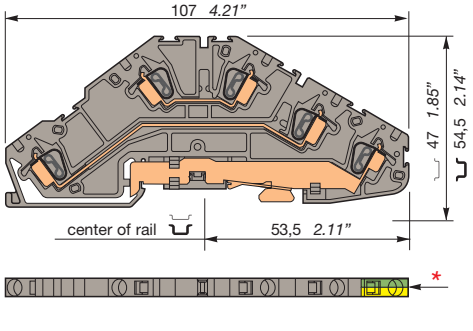

Colour	Type	Part number
	2 circuits : "feed-through" 1 circuit : "ground" connected to the rail	
Grey	**D 2,5/5.LLP.L**	1SNA **290 326** R0500

Characteristics

Wire size	IEC NFC DIN	UL/CSA
Rigid	(1) 0,14-4 mm²	26-12 AWG
Flexible	0,14-2,5 mm²	26-12 AWG
Isolating cover	0,5-2,5 mm²	
Ground bar		

Voltage		
Rated	(2) 400 V / 250 V	300 V
Impulse withstand	(3) 6 kV / 4 kV	
Pollution degree	3	

Current				
Rated	Short circuit	24 A	300 A /1s.	20 A

Wire size		
Rated / Gauge	2,5 mm² / A2	12 AWG

Wire strip. length	Recomm. screwdriver	Weight	Protection
9,5 mm	3,5 mm	18 g	IP 20
.37"	.14"	.63 oz	NEMA 1

Accessories

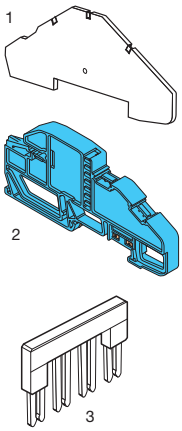

			Type		Part numbers
1	End section	grey	FED5.L.B	th. 2,5 mm	1SNA **291 560** R0100
2	Neutral bar end section holder (4)	blue	SPBO.NT.L	th. 9 mm	1SNA **399 886** R2100
3	Jumper bar IP 20 - 24 A	orange	BJDL5.2	2 poles	1SNA **291 102** R2300
			BJDL5.3	3 poles	1SNA **291 103** R2400
			BJDL5.4	4 poles	1SNA **291 104** R2500
			BJDL5.5	5 poles	1SNA **291 105** R2600
			BJDL5.6	6 poles	1SNA **291 106** R2700
			BJDL5.7	7 poles	1SNA **291 107** R2000
			BJDL5.8	8 poles	1SNA **291 108** R0100
			BJDL5.9	9 poles	1SNA **291 109** R0200
			BJDL5.10	10 poles	1SNA **291 110** R2600

(1) Entrelec's spring terminal blocks with 5 mm spacing are compliant with IEC 947-1 standard for 2.5 mm² wire size. Howerer, terminal blocks can also be connected to 4 mm² rigid wires.
(2) Phase to phase = 400 V - Phase to ground = 250 V
(3) Phase to phase = 6 kV - Phase to ground = 4 kV

R See section on markers marking method — RC55

(4) 200 mm max. between 2 SPBO.NT.L

			Type		Part numbers
1	End section	grey	FED5.L.B	th. 2,5 mm	1SNA **291 560** R0100
2	Neutral bar end section holder (4)	blue	SPBO.NT.L	th. 9 mm	1SNA **399 886** R2100
3	Jumper bar IP 20 - 24 A	orange	BJDL5.2	2 poles	1SNA **291 102** R2300
			BJDL5.3	3 poles	1SNA **291 103** R2400
			BJDL5.4	4 poles	1SNA **291 104** R2500
			BJDL5.5	5 poles	1SNA **291 105** R2600
			BJDL5.6	6 poles	1SNA **291 106** R2700
			BJDL5.7	7 poles	1SNA **291 107** R2000
			BJDL5.8	8 poles	1SNA **291 108** R0100
			BJDL5.9	9 poles	1SNA **291 109** R0200
			BJDL5.10	10 poles	1SNA **291 110** R2600

(1) Entrelec's spring terminal blocks with 5 mm spacing are compliant with IEC 947-1 standard for 2.5 mm² wire size. Howerer, terminal blocks can also be connected to 4 mm² rigid wires.
(2) Phase to phase = 400 V - Phase to ground = 250 V
(3) Phase to phase = 6 kV - Phase to ground = 4 kV

R See section on markers marking method — RC55

Terminal blocks spring clamp

for distribution boxes

DIN 3

Product range compatible with neutral busbar

End stop		th. 9 mm	**BADL**	1SNA **399 903** R02**00**
End stop		th. 10 mm	**BAM2**	1SNA **399 967** R01**00**
End stop		th. 12 mm	**BADH**	1SNA **116 900** R27**00**
End stop		th. 9,1 mm	**BAMH**	1SNA **114 836** R00**00**
End stop		th. 9,1 mm	**BAMH**	1SNA **194 836** R01**00**
Rail		35 x 7,5 x 1	**PR3.Z2**	1SNA **174 300** R17**00**
Rail		35 x 15 x 2,3	**PR4**	1SNA **168 500** R12**00**
Rail		35 x 15 x 1,5	**PR5**	1SNA **168 700** R22**00**

Other end stops, rails and accessories : see section on accessories.

Notes

The use of some accessories may decrease the block's voltage rating. For more information, consult us.

* *Blue marking on "neutral" circuit.*

One wire per spring.

D 2,5/5.NL.L

Spacing 5 mm +0,05 .198"

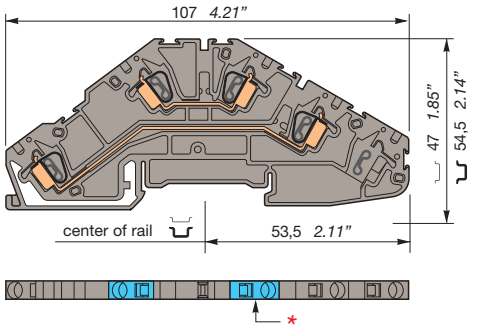

Colour	Type	Part number
1 circuit : "neutral" 1 circuit : "feed-through"		
Grey	**D 2,5/5.NL.L**	1SNA **290 330** R15**00**

Characteristics

Wire size	IEC NFC DIN	UL/CSA
Rigid	(1) 0,14-4 mm²	26-12 AWG
Flexible	0,14-2,5 mm²	26-12 AWG
Isolating cover	0,5-2,5 mm²	
Ground bar		
Voltage		
Rated	400 V	300 V
Impulse withstand	6 kV	
Pollution degree	3	
Current		
Rated	24 A	20 A
Wire size		
Rated / Gauge	2,5 mm² / A2	12 AWG

Wire strip. length	Recomm. screwdriver	Weight	Protection
9,5 mm	3,5 mm	14 g	IP 20
.37"	.14"	.49 oz	NEMA 1

D 2,5/5.LL.L

Spacing 5 mm +0,05 .198"

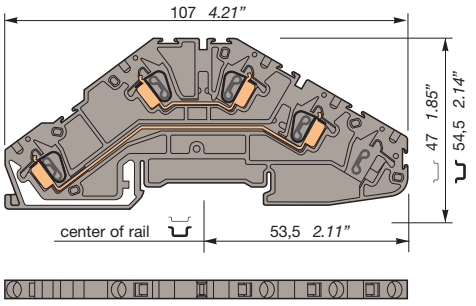

Colour	Type	Part number
2 circuits : "feed-through"		
Grey	**D 2,5/5.LL.L**	1SNA **290 328** R17**00**

Characteristics

Wire size	IEC NFC DIN	UL/CSA
Rigid	(1) 0,14-4 mm²	26-12 AWG
Flexible	0,14-2,5 mm²	26-12 AWG
Isolating cover	0,5-2,5 mm²	
Ground bar		
Voltage		
Rated	400 V	300 V
Impulse withstand	6 kV	
Pollution degree	3	
Current		
Rated	24 A	20 A
Wire size		
Rated / Gauge	2,5 mm² / A2	12 AWG

Wire strip. length	Recomm. screwdriver	Weight	Protection
9,5 mm	3,5 mm	14 g	IP 20
.37"	.14"	.49 oz	NEMA 1

Accessories

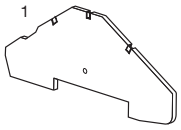

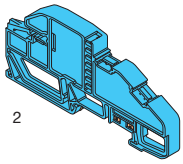

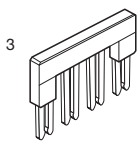

			Type		Part numbers
1	End section	grey	FED5.L.B	th. 2,5 mm	1SNA **291 560** R01**00**
2	Neutral bar end section holder (4)	blue	SPBO.NT.L	th. 9 mm	1SNA **399 886** R21**00**
3	Jumper bar IP 20 - 24 A	orange	BJDL5.2	2 poles	1SNA **291 102** R23**00**
			BJDL5.3	3 poles	1SNA **291 103** R24**00**
			BJDL5.4	4 poles	1SNA **291 104** R25**00**
			BJDL5.5	5 poles	1SNA **291 105** R26**00**
			BJDL5.6	6 poles	1SNA **291 106** R27**00**
			BJDL5.7	7 poles	1SNA **291 107** R20**00**
			BJDL5.8	8 poles	1SNA **291 108** R01**00**
			BJDL5.9	9 poles	1SNA **291 109** R02**00**
			BJDL5.10	10 poles	1SNA **291 110** R26**00**
R	See section on markers marking method		RC55		

(1) **entrelec**® spring terminal blocks with 5 mm spacing are compliant with IEC 947-1 standard for 2.5 mm² wire size. Howerer, terminal blocks can also be connected to 4 mm² rigid wires.

(4) 200 mm max. between 2 SPBO.NT.L

			Type		Part numbers
			FED5.L.B	th. 2,5 mm	1SNA **291 560** R01**00**
			SPBO.NT.L	th. 9 mm	1SNA **399 886** R21**00**
			BJDL5.2	2 poles	1SNA **291 102** R23**00**
			BJDL5.3	3 poles	1SNA **291 103** R24**00**
			BJDL5.4	4 poles	1SNA **291 104** R25**00**
			BJDL5.5	5 poles	1SNA **291 105** R26**00**
			BJDL5.6	6 poles	1SNA **291 106** R27**00**
			BJDL5.7	7 poles	1SNA **291 107** R20**00**
			BJDL5.8	8 poles	1SNA **291 108** R01**00**
			BJDL5.9	9 poles	1SNA **291 109** R02**00**
			BJDL5.10	10 poles	1SNA **291 110** R26**00**
			RC55		

(1) **entrelec**® spring terminal blocks with 5 mm spacing are compliant with IEC 947-1 standard for 2.5 mm² wire size. Howerer, terminal blocks can also be connected to 4 mm² rigid wires.

Terminal blocks spring clamp

for distribution boxes

DIN 3

Product range compatible with neutral busbar

End stop		th. 9 mm	**BADL**	1SNA **399 903** R02**00**
End stop		th. 10 mm	**BAM2**	1SNA **399 967** R01**00**
End stop		th. 12 mm	**BADH**	1SNA **116 900** R27**00**
End stop		th. 9,1 mm	**BAMH**	1SNA **114 836** R00**00**
End stop		th. 9,1 mm	**BAMH**	1SNA **194 836** R01**00**
Rail		35 x 7,5 x 1	**PR3.Z2**	1SNA **174 300** R17**00**
Rail		35 x 15 x 2,3	**PR4**	1SNA **168 500** R12**00**
Rail		35 x 15 x 1,5	**PR5**	1SNA **168 700** R22**00**

Other end stops, rails and accessories : see section on accessories.

Notes

The use of some accessories may decrease the block's voltage rating. For more information, consult us.

* *Blue marking on "neutral" circuit.*

One wire per spring.

D 2,5/5.L.L

Spacing 5 mm +0,05 *.198"*

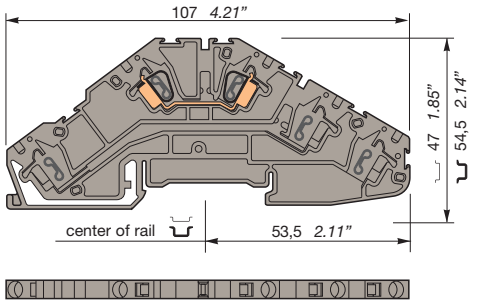

Colour	Type	Part number
1 circuit "feed-through": at the top (*) in the middle (**)		
Grey (*)	**D 2,5/5.L.L**	1SNA **290 334** R05**00**
Grey (**)	**D 2,5/5.L.L**	1SNA **290 401** R02**00**

Characteristics

Wire size	IEC NFC DIN	UL/CSA
Rigid	(1) 0,14-4 mm²	26-12 AWG
Flexible	0,14-2,5 mm²	26-12 AWG
Isolating cover	0,5-2,5 mm²	
Ground bar		
Voltage		
Rated	400 V	300 V
Impulse withstand	6 kV	
Pollution degree	3	
Current		
Rated	24 A	20 A
Wire size		
Rated / Gauge	2,5 mm² / A2	12 AWG

Wire strip. length	Recomm. screwdriver	Weight	Protection
9,5 mm	3,5 mm	11 g	IP 20
.37"	*.14"*	*.39 oz*	*NEMA 1*

D 2,5/5.N.L

Spacing 5 mm +0,05 *.198"*

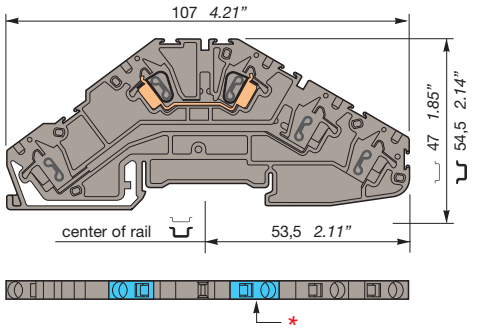

Colour	Type	Part number
1 circuit : "neutral"		
Grey	**D 2,5/5.N.L**	1SNA **290 332** R03**00**

Characteristics

Wire size	IEC NFC DIN	UL/CSA
Rigid	(1) 0,14-4 mm²	26-12 AWG
Flexible	0,14-2,5 mm²	26-12 AWG
Isolating cover	0,5-2,5 mm²	
Ground bar		
Voltage		
Rated	400 V	300 V
Impulse withstand	6 kV	
Pollution degree	3	
Current		
Rated	24 A	20 A
Wire size		
Rated / Gauge	2,5 mm² / A2	12 AWG

Wire strip. length	Recomm. screwdriver	Weight	Protection
9,5 mm	3,5 mm	11 g	IP 20
.37"	*.14"*	*.39 oz*	*NEMA 1*

Accessories

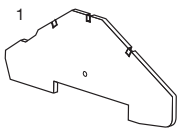

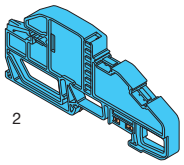

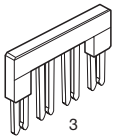

			Type		Part numbers
1	End section	grey	FED5LB	th. 2,5 mm	1SNA **291 560** R01**00**
2	Neutral bar end section holder (4)	blue	SPBO.NT.L	th. 9 mm	1SNA **399 886** R21**00**
3	Jumper bar IP 20 - 24 A	orange	BJDL52	2 poles	1SNA **291 102** R23**00**
			BJDL53	3 poles	1SNA **291 103** R24**00**
			BJDL54	4 poles	1SNA **291 104** R25**00**
			BJDL55	5 poles	1SNA **291 105** R26**00**
			BJDL56	6 poles	1SNA **291 106** R27**00**
			BJDL57	7 poles	1SNA **291 107** R20**00**
			BJDL58	8 poles	1SNA **291 108** R01**00**
			BJDL59	9 poles	1SNA **291 109** R02**00**
			BJDL510	10 poles	1SNA **291 110** R26**00**

(1) Entrelec's spring terminal blocks with 5 mm spacing are compliant with IEC 947-1 standard for 2.5 mm² wire size. Howerer, terminal blocks can also be connected to 4 mm² rigid wires.

R

			Type		Part numbers
R	See section on markers marking method		RC55		

(4) 200 mm max. between 2 SPBO.NT.L

			Type		Part numbers
			FED5L.B	th. 2,5 mm	1SNA **291 560** R01**00**
			SPBO.NT.L	th. 9 mm	1SNA **399 886** R21**00**
			BJDL5.2	2 poles	1SNA **291 102** R23**00**
			BJDL5.3	3 poles	1SNA **291 103** R24**00**
			BJDL5.4	4 poles	1SNA **291 104** R25**00**
			BJDL5.5	5 poles	1SNA **291 105** R26**00**
			BJDL5.6	6 poles	1SNA **291 106** R27**00**
			BJDL5.7	7 poles	1SNA **291 107** R20**00**
			BJDL5.8	8 poles	1SNA **291 108** R01**00**
			BJDL5.9	9 poles	1SNA **291 109** R02**00**
			BJDL5.10	10 poles	1SNA **291 110** R26**00**

(1) Entrelec's spring terminal blocks with 5 mm spacing are compliant with IEC 947-1 standard for 2.5 mm² wire size. Howerer, terminal blocks can also be connected to 4 mm² rigid wires.

			Type		Part numbers
			RC55		

Terminal blocks
Phase Neutral Ground monoblock

Spring clamp

DIN 3



End stop		th. 9 mm	**BADL**	1SNA **399 903** R02**00**
End stop		th. 10 mm	**BAM2**	1SNA **399 967** R01**00**
Rail		35 x 7,5 x 1	**PR3.Z2**	1SNA **174 300** R17**00**
Rail		35 x 15 x 2,3	**PR4**	1SNA **168 500** R12**00**
Rail		35 x 15 x 1,5	**PR5**	1SNA **168 700** R22**00**

Other end stops, rails and accessories : see section on accessories.

Notes

D 4/6.LNTP1.L

Spacing 12 mm .473"

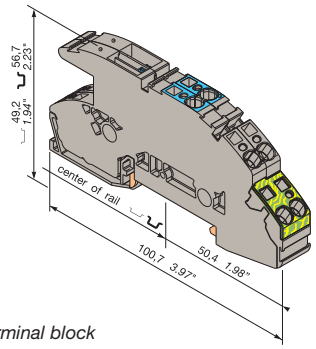

Closed terminal block

Colour	Type	Part number
2 feed-through circuits 2 circuits to neutral bar with switch 2 ground connections Grey with blue and green-yellow marking	**D 4/6.LNTP1.L**	1SNA **290 316** R03**00**

Characteristics

Wire size		IEC NFC DIN	UL	CSA
Spring clamp	Rigid	0,2-6 mm²		
	Flexible	0,2-4 mm²		
Voltage				
Rated		400 V		
Impulse withstand		6 kV		
Pollution degree				
Current				
Rated	Short circuit	32 A	480A/1s	
Wire size				
Rated/gauge CEI 97-7-1		4 mm²/A4		
Manufacturer		6 mm²		

Wire strip. length	Recomm. screwdriver	Recomm. torque	Protection
13 mm	4 mm		IP20
.51"	.16"		NEMA 1

Accessories

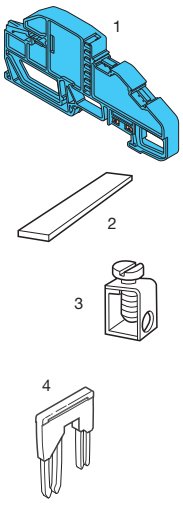

			Type		Part numbers
1	Neutral bar holder	blue	SPBO.NT.L (1)	th. 9 mm	1SNA **399 886** R21**00**
2	Busbar		BO3	1000 x 10 x 3 mm	1SNA **164 406** R24**00**
3	Screw clamp for busbar		SFB1	0,5 to 35 mm² H = 7	1SNA **163 860** R05**00**
			SFB2	16 to 35 mm² - H = 3	1SNA **168 956** R06**00**
4	Jumper bar IP20 - 32 A	orange	BJDL 6.2	2 poles	1SNA **291 128** R24**00**
			BJDL 6.3	3 poles	1SNA **291 129** R25**00**
			BJDL 6.4	4 poles	1SNA **291 194** R17**00**
			BJDL 6.5	5 poles	1SNA **291 195** R10**00**

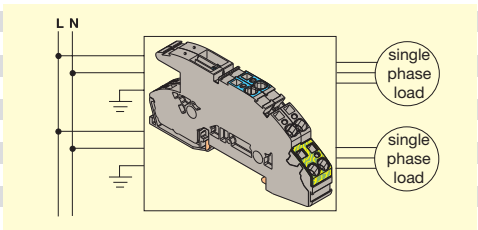

R

R See section on markers marking method

RC65

D 4/6.LNTP3.L

Spacing 12 mm .473"

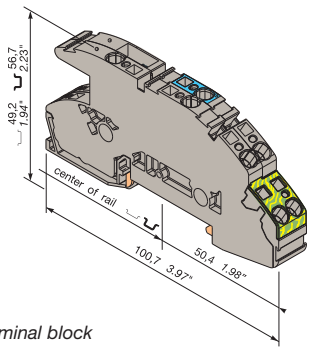

Closed terminal block

Colour	Type	Part number
3 feed-through circuits 1 circuit to neutral bar with switch 2 ground connections Grey with blue and green-yellow marking	**D 4/6.LNTP3.L**	1SNA **290 318** R15**00**

Characteristics

Wire size		IEC NFC DIN	UL	CSA
Spring clamp	Rigid	0,2-6 mm²		
	Flexible	0,2-4 mm²		
Voltage				
Rated		400 V		
Impulse withstand		6 kV		
Pollution degree				
Current				
Rated	Short circuit	32 A	480A/1s	
Wire size				
Rated/gauge CEI 97-7-1		4 mm²/A4		
Manufacturer		6 mm²		

Wire strip. length	Recomm. screwdriver	Recomm. torque	Protection
13 mm	4 mm		IP20
.51"	.16"		NEMA 1

Type		Part numbers
SPBO.NT.L (1)	th. 9 mm	1SNA **399 886** R21**00**
BO3	1000 x 10 x 3 mm	1SNA **164 406** R24**00**
SFB1	0,5 to 35 mm² H = 7	1SNA **163 860** R05**00**
SFB2	16 to 35 mm² - H = 3	1SNA **168 956** R06**00**
BJDL 6.2	2 poles	1SNA **291 128** R24**00**
BJDL 6.3	3 poles	1SNA **291 129** R25**00**
BJDL 6.4	4 poles	1SNA **291 194** R17**00**
BJDL 6.5	5 poles	1SNA **291 195** R10**00**

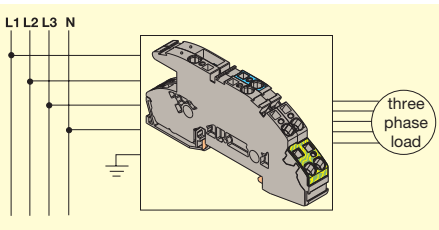

RC65

(1) 200 mm max. between 2 SPBO.NT.L

Terminal blocks
Phase Neutral Ground monoblock

Spring clamp

DIN 3

End stop		th. 9 mm	**BADL**	1SNA **399 903** R**02**00
End stop		th. 10 mm	**BAM2**	1SNA **399 967** R**01**00
Rail		35 x 7,5 x 1	**PR3.Z2**	1SNA **174 300** R**17**00
Rail		35 x 15 x 2,3	**PR4**	1SNA **168 500** R**12**00
Rail		35 x 15 x 1,5	**PR5**	1SNA **168 700** R**22**00

Other end stops, rails and accessories : see section on accessories.

Notes

D 4/6.LNTP2.L

Spacing 12 mm .473"

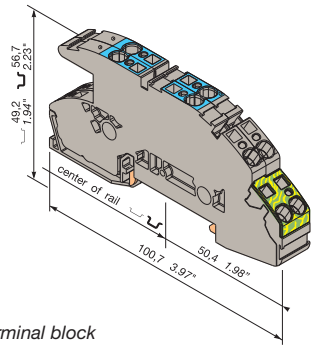

Closed terminal block

Colour	Type	Part number
2 feed-through circuits 2 neutral circuits 2 ground connections Grey with blue and green-yellow marking	**D 4/6.LNTP2.L**	1SNA **290 317** R**04**00

Characteristics

Wire size		IEC NFC DIN	UL	CSA
Spring clamp	Rigid	0,2-6 mm²		
	Flexible	0,2-4 mm²		
Voltage				
Rated		400 V		
Impulse withstand		6 kV		
Pollution degree				
Current				
Rated	Short circuit	32 A	480A/1s	
Wire size				
Rated/gauge CEI 97-7-1		4 mm²/A4		
Manufacturer		6 mm²		

Wire strip. length	Recomm. screwdriver	Recomm. torque	Protection
13 mm	4 mm		IP20
.51"	.16"		NEMA 1

D 4/6.LNTP8.L

Spacing 12 mm .473"

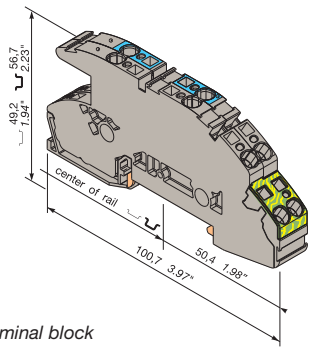

Closed terminal block

Colour	Type	Part number
3 feed-through circuits 1 neutral circuit 2 ground connection Grey with blue and green-yellow marking	**D 4/6.LNTP8.L**	1SNA **290 321** R**00**00

Characteristics

Wire size		IEC NFC DIN	UL	CSA
Spring clamp	Rigid	0,2-6 mm²		
	Flexible	0,2-4 mm²		
Voltage				
Rated		400 V		
Impulse withstand		6 kV		
Pollution degree				
Current				
Rated	Short circuit	32 A	480A/1s	
Wire size				
Rated/gauge CEI 97-7-1		4 mm²/A4		
Manufacturer		6 mm²		

Wire strip. length	Recomm. screwdriver	Recomm. torque	Protection
13 mm	4 mm		IP20
.51"	.16"		NEMA 1

Accessories

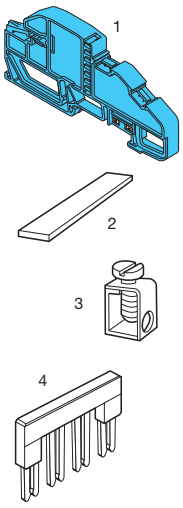

1	Neutral bar holder		blue
2	Busbar		
3	Screw clamp for busbar		
4	Jumper bar IP20 - 32 A		orange

Type		Part numbers
SPBO.NT.L (1)	th. 9 mm	1SNA **399 886** R**21**00
BO3	1000 x 10 x 3 mm	1SNA **164 406** R**24**00
SFB1	0,5 to 35 mm² H = 7	1SNA **163 860** R**05**00
SFB2	16 to 35 mm² - H = 3	1SNA **168 956** R**06**00
BJDL 6.2	2 poles	1SNA **291 128** R**24**00
BJDL 6.3	3 poles	1SNA **291 129** R**25**00
BJDL 6.4	4 poles	1SNA **291 194** R**17**00
BJDL 6.5	5 poles	1SNA **291 195** R**10**00

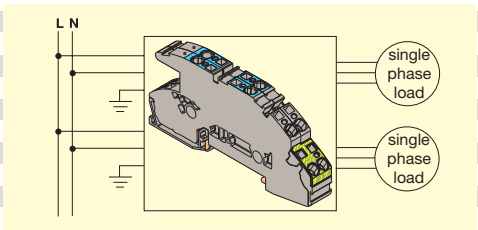

RC65

Type		Part numbers
SPBO.NT.L (1)	th. 9 mm	1SNA **399 886** R**21**00
BO3	1000 x 10 x 3 mm	1SNA **164 406** R**24**00
SFB1	0,5 to 35 mm² H = 7	1SNA **163 860** R**05**00
SFB2	16 to 35 mm² - H = 3	1SNA **168 956** R**06**00
BJDL 6.2	2 poles	1SNA **291 128** R**24**00
BJDL 6.3	3 poles	1SNA **291 129** R**25**00
BJDL 6.4	4 poles	1SNA **291 194** R**17**00
BJDL 6.5	5 poles	1SNA **291 195** R**10**00

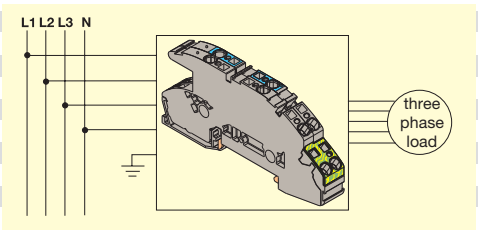

RC65

R See section on markers marking method

(1) 200 mm max. between 2 SPBO.NT.L

Terminal blocks
Phase Neutral Ground monoblock

Spring clamp

DIN 3



End stop		th. 9 mm	**BADL**	1SNA **399 903** R**02**00
End stop		th. 10 mm	**BAM2**	1SNA **399 967** R**01**00
Rail		35 x 7,5 x 1	**PR3.Z2**	1SNA **174 300** R**17**00
Rail		35 x 15 x 2,3	**PR4**	1SNA **168 500** R**12**00
Rail		35 x 15 x 1,5	**PR5**	1SNA **168 700** R**22**00

Other end stops, rails and accessories : see section on accessories.

Notes

D 4/6.LNTP4.L

Spacing 12 mm .473"

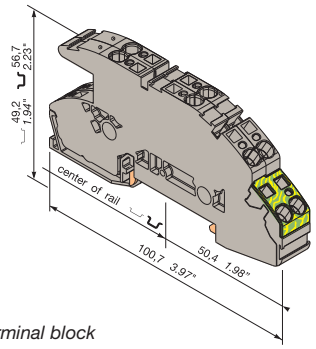

Closed terminal block

Colour	Type	Part number
4 feed-through circuits 2 ground connections		
Grey with green-yellow marking	**D 4/6.LNTP4.L**	1SNA **290 319** R**16**00

Characteristics

Wire size		IEC NFC DIN	UL	CSA
Spring clamp	Rigid	0,2-6 mm²		
	Flexible	0,2-4 mm²		
Voltage				
Rated		400 V		
Impulse withstand		6 kV		
Pollution degree				
Current				
Rated	Short circuit	32 A	480A/1s	
Wire size				
Rated/gauge CEI 97-7-1		4 mm²/A4		
Manufacturer		6 mm²		

Wire strip. length	Recomm. screwdriver	Recomm. torque	Protection
13 mm	4 mm		IP20
.51"	.16"		NEMA 1

Accessories

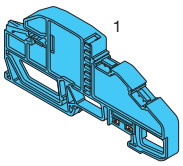

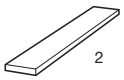

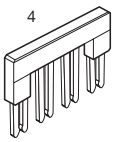

	Type	Part numbers
1 Neutral bar holder blue		
2 Busbar		
3 Screw clamp for busbar		
4 Jumper bar orange IP20 - 32 A		
	SPBO.NT.L (1) th. 9 mm	1SNA **399 886** R**21**00
	BO3 1000 x 10 x 3 mm	1SNA **164 406** R**24**00
	SFB1 0,5 to 35 mm² H = 7	1SNA **163 860** R**05**00
	SFB2 16 to 35 mm² - H = 3	1SNA **168 956** R**06**00
	BJDL 6.2 2 poles	1SNA **291 128** R**24**00
	BJDL 6.3 3 poles	1SNA **291 129** R**25**00
	BJDL 6.4 4 poles	1SNA **291 194** R**17**00
	BJDL 6.5 5 poles	1SNA **291 195** R**10**00

R See section on markers marking method

RC65

(1) 200 mm max. between 2 SPBO.NT.L

D 4/6.LNTP6.L

Spacing 12 mm .473"

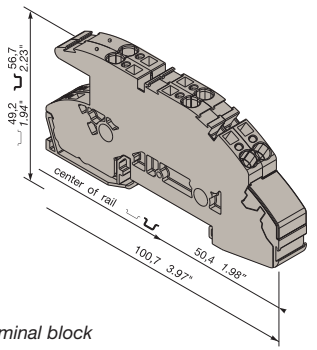

Closed terminal block

Colour	Type	Part number
4 feed-through circuits		
Grey	**D 4/6.LNTP6.L**	1SNA **290 320** R**13**00

Characteristics

Wire size		IEC NFC DIN	UL	CSA
Spring clamp	Rigid	0,2-6 mm²		
	Flexible	0,2-4 mm²		
Voltage				
Rated		400 V		
Impulse withstand		6 kV		
Pollution degree				
Current				
Rated	Short circuit	32 A	480A/1s	
Wire size				
Rated/gauge CEI 97-7-1		4 mm²/A4		
Manufacturer		6 mm²		

Wire strip. length	Recomm. screwdriver	Recomm. torque	Protection
13 mm	4 mm		IP20
.51"	.16"		NEMA 1

Type		Part numbers
SPBO.NT.L (1)	th. 9 mm	1SNA **399 886** R**21**00
BO3	1000 x 10 x 3 mm	1SNA **164 406** R**24**00
SFB1	0,5 to 35 mm² H = 7	1SNA **163 860** R**05**00
SFB2	16 to 35 mm² - H = 3	1SNA **168 956** R**06**00
BJDL 6.2	2 poles	1SNA **291 128** R**24**00
BJDL 6.3	3 poles	1SNA **291 129** R**25**00
BJDL 6.4	4 poles	1SNA **291 194** R**17**00
BJDL 6.5	5 poles	1SNA **291 195** R**10**00

RC65

Switch terminal blocks spring clamp

For neutral conductor

DIN 3



D 2,5/5.NT.L

Spacing 5 mm +0,05 *.198"*

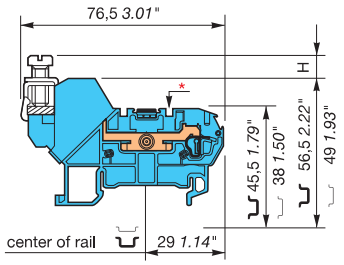

1 spring.

CE

Color	Type	Part number
Blue	**D 2,5/5.NT.L**	1SNA **290 045** R**07**00

Color	Type	Part number

End stop	th. 9 mm	**BADL**	1SNA **399 903** R**02**00
End stop	th. 10 mm	**BAM2**	1SNA **399 967** R**01**00
Rail	35 x 7,5 x 1	**PR3.Z2**	1SNA **174 300** R**17**00
Rail	35 x 15 x 2,3	**PR4**	1SNA **168 500** R**12**00
Rail	35 x 15 x 1,5	**PR5**	1SNA **168 700** R**22**00

Other end stops, rails and accessories : see section on accessories.

Notes

The use of some accessories may decrease the block's voltage rating.For more information, consult us.
One wire per spring.
This block holds the neutral bar.
** Receptacle for jumper.*
*** Entrelec spring connection terminal blocks comply with IEC 947-1 standard for 2.5 mm² rated wire size. Never the less, our spring terminal blocks can be connected to 4 mm² rigid wires.*

Characteristics

Wire size

	IEC NFC DIN	UL	CSA
Rigid	0,12-4 ** mm²		
Flexible	0,12-2,5 mm²		
With isolated ferrule	0,5-2,5 mm²		
Busbar	10 x 3 mm - *.394" x .12"*		

Voltage

Rated	400 V		
Impulse withstand	6 kV		
Pollution degree	3		

Current

Rated	24 A		

Wire size

Rated / Gauge	2,5 mm² / A2		

Wire stripping length	Recommended screwdriver	Weight	Protection
9,5 mm	3,5 mm	8 g	IP 20
.37"	*.14"*	*.28 oz*	*NEMA 1*

Characteristics

Wire size

	IEC NFC DIN	UL	CSA
Rigid			
Flexible			
With isolated ferrule			
Busbar			

Voltage

Rated			
Impulse withstand			
Pollution degree			

Current

Rated			

Wire size

Rated / Gauge			

Wire stripping length	Recommended screwdriver	Weight	Protection

Accessories

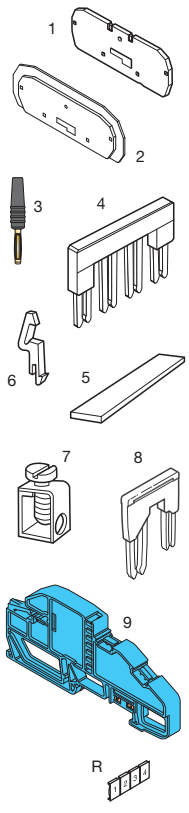

			Type		Part number
1	End section	grey	FED5.2L	th. 2,5 mm	1SNA **291 061** R**24**00
		orange	FED5.2L	th. 2,5 mm	1SNA **291 062** R**25**00
2	Separator	orange	SCD5.2L	th. 2,5 mm	1SNA **291 352** R**04**00
3	Test plug	black	FC2.MC	DIA. 2 mm	1SNA **107 239** R**03**00
4	Jumper bar IP 20 - 24 A	orange	BJDL5.2	2 poles	1SNA **291 102** R**23**00
			BJDL5.3	3 poles	1SNA **291 103** R**24**00
			BJDL5.4	4 poles	1SNA **291 104** R**25**00
			BJDL5.5	5 poles	1SNA **291 105** R**26**00
			BJDL5.6	6 poles	1SNA **291 106** R**27**00
			BJDL5.7	7 poles	1SNA **291 107** R**20**00
			BJDL5.8	8 poles	1SNA **291 108** R**01**00
			BJDL5.9	9 poles	1SNA **291 109** R**02**00
			BJDL5.10	10 poles	1SNA **291 110** R**26**00
5	Busbar		BO3	10 x 3 mm	1SNA **164 406** R**24**00
6	Busbar lock	blue	VRB3		1SNA **128 035** R**16**00
7	Compression clamp for busbar		SFB1	0,5 to 35 mm² - H = 7	1SNA **163 860** R**05**00
			SFB2	16 to 35 mm² - H = 3	1SNA **168 956** R**06**00
8	Jumper bar For blocks of different spacing	orange			
	- spacing 5 and 6 mm IP 20 - 24 A		BJDPL56 (1)		1SNA **291 150** R**06**00
	- spacing 5 and 8 mm IP 20 - 24 A		BJDPL58 (1)		1SNA **291 160** R**00**00
	- spacing 5 and 10 mm IP 20 - 24 A		BJDPL510 (1)		1SNA **291 480** R**22**00
9	Neutral bar end section holder (2)	blue	SPBO.NT.L	th. 9 mm	1SNA **399 886** R**21**00
R	See section on markers marking method		On top: RC 510 or RPC On sides: RC 55		

(2) 200 mm max. between 2 SPBO.NT.L

Switch terminal blocks spring clamp

For neutral conductor

DIN 3

End stop		th. 9 mm	**BADL**	1SNA **399 903** R02**00**
End stop		th. 10 mm	**BAM2**	1SNA **399 967** R01**00**
Rail		35 x 7,5 x 1	**PR3.Z2**	1SNA **174 300** R17**00**
Rail		35 x 15 x 2,3	**PR4**	1SNA **168 500** R12**00**
Rail		35 x 15 x 1,5	**PR5**	1SNA **168 700** R22**00**

Other end stops, rails and accessories : see section on accessories.

Notes

The use of some accessories may decrease the block's voltage rating.For more information, consult us.
One wire per spring.
** Receptacle for jumper.*

D 4/6.NT.L

Spacing 6 mm +0,05 .238"

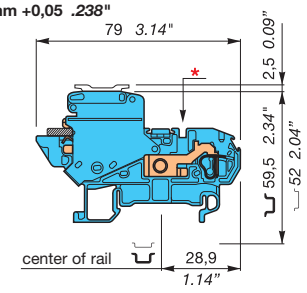

1 spring.

Color	Type	Part number
Blue	**D 4/6.NT.L**	1SNA **399 586** R24**00**

Characteristics

Wire size

	IEC NFC DIN	UL	CSA
Rigid	0,2-6 mm²		
Flexible	0,22-4 mm²		
With isolated ferrule			
Busbar	10 x 3 mm - .394" x .12"		

Voltage

Rated	400 V		
Impulse withstand	6 kV		
Pollution degree	3		

Current

Rated	32 A		

Wire size

Rated / Gauge	4 mm² / A4		

Wire stripping length	Recommended screwdriver	Weight	Protection
11 mm	4 mm	19 g	IP 20 (1)
.43"	.16"	.67 oz	NEMA 1

D 6/8.NT.L

Spacing 8 mm -0,05 .315"

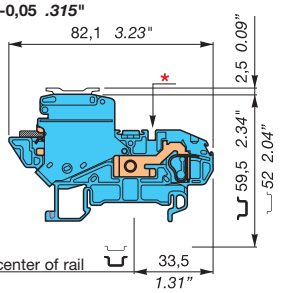

1 spring.

Color	Type	Part number
Blue	**D 6/8.NT.L**	1SNA **399 589** R07**00**

Characteristics

Wire size

	IEC NFC DIN	UL	CSA
Rigid	0,5-10 mm²		
Flexible	0,5-6 mm²		
With isolated ferrule			
Busbar	10 x 3 mm - .394" x .12"		

Voltage

Rated	400 V		
Impulse withstand	6 kV		
Pollution degree	3		

Current

Rated	41 A		

Wire size

Rated / Gauge	6 mm² / A5		

Wire stripping length	Recommended screwdriver	Weight	Protection
13 mm	5,5 mm	27 g	IP 20 (1)
.53"	.217"	.95 oz	NEMA 1

Accessories

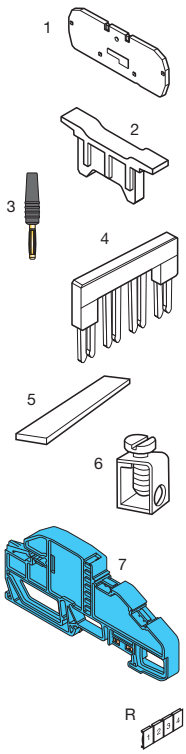

			Type		Part number
1	End section	blue	FED6.NL	th. 2,5 mm	1SNA **399 588** R06**00**
2	Separator	orange	VRPA1		1SNA **399 587** R25**00**
3	Test plug	black	FC2.MC	DIA. 2 mm	1SNA **107 239** R03**00**
4	Jumper bar IP 20	orange	BJDL6.2	2 poles	1SNA **291 128** R24**00**
			BJDL6.3	3 poles	1SNA **291 129** R25**00**
			BJDL6.4	4 poles	1SNA **291 194** R17**00**
			BJDL6.5	5 poles	1SNA **291 195** R10**00**
5	Busbar		BO3	10 x 3 mm	1SNA **164 406** R24**00**
6	Compression clamp for busbar		SFB1	0,5 to 35 mm² H = 7	1SNA **163 860** R05**00**
			SFB2	16 to 35 mm² H = 3	1SNA **168 956** R06**00**
7	Neutral bar end section holder (2)	blue	SPBO.NT.L	th. 9 mm	1SNA **399 886** R21**00**

			Type		Part number
			FED8.NL	th. 2,5 mm	1SNA **399 590** R04**00**
			VRPA1		1SNA **399 587** R25**00**
			FC2.MC	DIA. 2 mm	1SNA **107 239** R03**00**
			BJDL8.2	2 poles	1SNA **291 122** R16**00**
			BJDL8.3	3 poles	1SNA **291 123** R17**00**
			BJDL8.4	4 poles	1SNA **291 144** R24**00**
			BJDL8.5	5 poles	1SNA **291 145** R25**00**
			BO3	10 x 3 mm	1SNA **164 406** R24**00**
			SFB1	0,5 to 35 mm² H = 7	1SNA **163 860** R05**00**
			SFB2	16 to 35 mm² H = 3	1SNA **168 956** R06**00**
			SPBO.NT.L	th. 9 mm	1SNA **399 886** R21**00**

R See section on markers marking method

On top:	RC 610	or	RPC
On sides:	RC 65		

On top:	RC 810	or	RPC
On sides:	RCAL 85		

Nota : (1) Without busbar and cursor in open position. IP00 with busbar and cursor in close position.
(2) 200 mm max. between 2 SPBO.NT.L

Switch terminal blocks spring clamp

For neutral conductor

DIN 3

D 10/10.NT.L

Spacing 10 mm -0,05 .394"

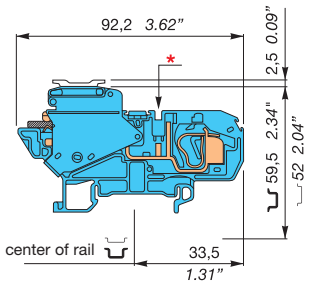

1 spring.

Color	Type	Part number
Blue	**D 10/10.NT.L**	1SNA **399 591** R**21**00

Color	Type	Part number

End stop	th. 9 mm	**BADL**	1SNA **399 903** R**02**00
End stop	th. 10 mm	**BAM2**	1SNA **399 967** R**01**00
Rail 35 x 7,5 x 1		**PR3.Z2**	1SNA **174 300** R**17**00
Rail 35 x 15 x 2,3		**PR4**	1SNA **168 500** R**12**00
Rail 35 x 15 x 1,5		**PR5**	1SNA **168 700** R**22**00

Other end stops, rails and accessories : see section on accessories.

Notes

The use of some accessories may decrease the block's voltage rating.For more information, consult us.
One wire per spring.
This block holds the neutral bar.
** Receptacle for jumper.*

Characteristics

Wire size	IEC NFC DIN	UL	CSA
Rigid	0,5-16 mm²		
Flexible	0,5-10 mm²		
With isolated ferrule			
Busbar	10 x 3 mm - *.394" x .12"*		
Voltage			
Rated	400 V		
Impulse withstand	6 kV		
Pollution degree	3		
Current			
Rated	57 A		
Wire size			
Rated / Gauge	10 mm² / A6		

Wire stripping length	Recommended screwdriver	Weight	Protection
12,5 mm	5,5 mm	41 g	IP 20 (1)
.49"	*.22"*	*1.45 oz*	*NEMA 1*

Characteristics

Wire size	IEC NFC DIN	UL	CSA
Rigid			
Flexible			
With isolated ferrule			
Busbar			
Voltage			
Rated			
Impulse withstand			
Pollution degree			
Current			
Rated			
Wire size			
Rated / Gauge			

Wire stripping length	Recommended screwdriver	Weight	Protection

Accessories

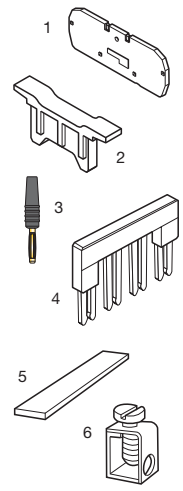

			Type		Part number
1	End section	blue	FED10.NL	th. 2,5 mm	1SNA **399 592** R**22**00
2	Separator	orange	VRPA1		1SNA **399 587** R**25**00
3	Test plug	black	FC2.MC	DIA. 2 mm	1SNA **107 239** R**03**00
4	Jumper bar IP 20 - 57 A	orange	BJDL1.10.2	2 poles	1SNA **291 472** R**25**00
			BJDL1.10.3	3 poles	1SNA **291 474** R**27**00
			BJDL1.10.4	4 poles	1SNA **291 476** R**21**00
			BJDL1.10.5	5 poles	1SNA **291 478** R**03**00
5	Busbar		BO3	10 x 3 mm	1SNA **164 406** R**24**00
6	Compression clamp for busbar		SFB1	0,5 to 35 mm² H = 7	1SNA **163 860** R**05**00
			SFB2	16 to 35 mm² H = 3	1SNA **168 956** R**06**00
7	Neutral bar end section holder (2)	blue	SPBO.NT.L	th. 9 mm	1SNA **399 886** R**21**00

R	See section on markers marking method	On top: RC 1010	or RPC
		On sides: RCAL 85	

Nota : (1) Without busbar and cursor in open position. IP00 with busbar and cursor in close position.
(2) 200 mm max. between 2 SPBO.NT.L

Switch terminal blocks spring clamp

For neutral conductor

DIN 3

End stop	th. 9 mm	**BADL**	1SNA **399 903** R02**00**
End stop	th. 10 mm	**BAM2**	1SNA **399 967** R01**00**
Rail	35 x 7,5 x 1	**PR3.Z2**	1SNA **174 300** R17**00**
Rail	35 x 15 x 2,3	**PR4**	1SNA **168 500** R12**00**
Rail	35 x 15 x 1,5	**PR5**	1SNA **168 700** R22**00**

Other end stops, rails and accessories : see section on accessories.

Notes

The use of some accessories may decrease the block's voltage rating.For more information, consult us.
One wire per spring.
* *Slot for jumper on this side.*

D 16/12.NT.L

Spacing 12 mm *.472"*

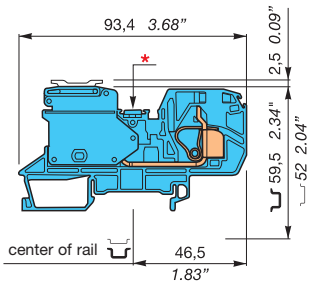

1 spring block.

Color	Type	Part number
Blue	**D 16/12.NT.L**	**1SNA 399 889 R0400**

Characteristics

Wire size

	IEC NFC DIN	UL	CSA
Rigid	0,5-25 mm²		
Flexible	0,5-16 mm²		
With isolated ferrule			
Busbar	10 x 3 mm - *.394" x .12"*		

Voltage

Rated	400 V		
Impulse withstand	6 kV		
Pollution degree	3		

Current

Rated	76 A		

Wire size

Rated / Gauge	16 mm² / A7		

Wire stripping length	Recommended screwdriver	Weight	Protection
19 mm	6,5 mm	53 g	IP 10 (1)
.748"	*.256"*	*1.87 oz*	

D 35/16.NT.L

Spacing 16 mm *.630"*

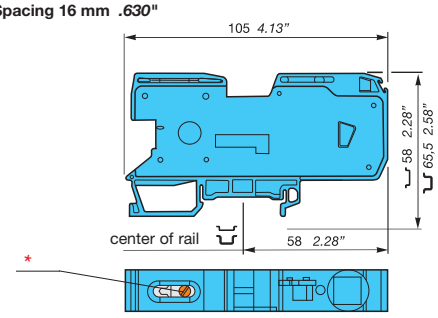

1 spring block.

Color	Type	Part number
Blue	**D 35/16.NT.L**	**1SNA 399 892 R2700**

* Neutral disconnect device to be operated with screwdriver DIA 4 mm *(.16")*
Recommended coupling torque 0.5-0.8 Nm - *(4.4-7.1 lb.in)*

Characteristics

Wire size

	IEC NFC DIN	UL	CSA
Rigid	2,5-50 mm²		
Flexible	2,5-35 mm²		
With isolated ferrule			
Busbar	10 x 3 mm - *.394" x .12"*		

Voltage

Rated	400 V		
Impulse withstand	4 kV		
Pollution degree	3		

Current

Rated	125 A		

Wire size

Rated / Gauge	35 mm² / A9		

Wire stripping length	Recommended screwdriver	Weight	Protection
26 mm	6,5 mm	35 g	IP 10 (1)
1.024"	*.256"*	*1.23 oz*	

Accessories

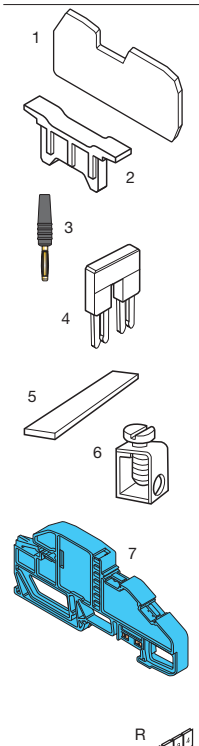

		Type		Part number	Type		Part number
1	End section blue	FED12.NT.L	th. 2,5 mm	1SNA **399 888** R03**00**			
2	Separator orange	VRPA1		1SNA **399 587** R25**00**			
3	Test plug black	FC2.MC	DIA. 2 mm	1SNA **107 239** R03**00**			
4	Jumper bar orange IP 20 - 57 A	BJDL12.2	2 poles	1SNA **399 563** R04**00**			
5	Busbar	BO3	10 x 3 mm	1SNA **164 406** R24**00**	BO3	10 x 3 mm	1SNA **164 406** R24**00**
6	Compression clamp for busbar	SFB1	0,5 to 35 mm² H = 7	1SNA **163 860** R05**00**	SFB1	0,5 to 35 mm² H = 7	1SNA **163 860** R05**00**
		SFB2	16 to 35 mm² H = 3	1SNA **168 956** R06**00**	SFB2	16 to 35 mm² H = 3	1SNA **168 956** R06**00**
7	Neutral bar end section holder (2) blue	SPBO.NT.L	th. 9 mm	1SNA **399 886** R21**00**	SPBO.NT.L	th. 9 mm	1SNA **399 886** R21**00**
R	See section on markers marking method	On top:	RC 1010	or RPC	On top:	RC 1010	or RPC
		On sides:	RCAL 85		On sides:	RCAL 85	

Nota : (1) Without busbar and cursor in open position. IP00 with busbar and cursor in closed position.
(2) 200 mm max. between 2 SPBO.NT.L

Terminal blocks spring clamp

ground terminal blocks electrically connected to the mounting rail

DIN 3

refer to the section "Special Applications" for part numbers and characteristics.

* **entrelec**® *spring connection terminal blocks comply with IEC 947-1 standard for 2.5 mm² rated wire size. Never the less, our spring terminal blocks can be connected to 4 mm² rigid wires.*
Other accessories of this terminal blocks: refer to pages of same size standard blocks.

B 6

D 2,5/5.P.2L

Spacing 5 mm + 0,05 *.198"*

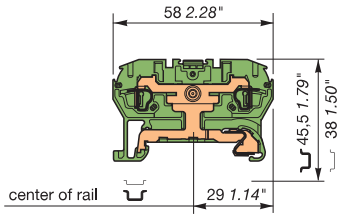

Terminal block with 2 springs. Same size as D2,5/5. ...L terminal blocks.

Type	P/N
Green body / Yellow marking 2 springs	
D 2,5/5.P.2L	1SNA **290 029** R**0700**

D 2,5/5.P.3L

Spacing 5 mm + 0,05 *.198"*

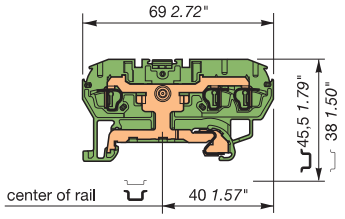

Terminal block with 3 springs. Same size as D2,5/5. ...L terminal blocks.

Type	P/N
Green body / Yellow marking 3 springs	
D 2,5/5.P.3L	1SNA **290 039** R**0100**

D 2,5/5.P.4L

Spacing 5 mm + 0,05 *.198"*

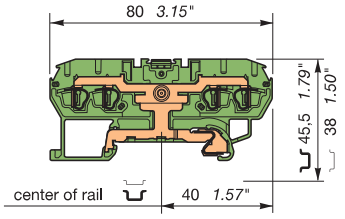

Terminal block with 4 springs. Same size as D2,5/5. ...L terminal blocks.

Type	P/N
Green body / Yellow marking 4 springs	
D 2,5/5.P.4L	1SNA **290 019** R**0500**

Characteristics

		IEC NFC DIN	UL/CSA	IEC NFC DIN	UL/CSA	IEC NFC DIN	UL/CSA
Wire size	Rigid	0,12-4 * mm²	26-12 AWG	0,12-4 * mm²	26-12 AWG	0,12-4 * mm²	26-12 AWG
	Flexible	0,12-2,5 mm²	26-12 AWG	0,12-2,5 mm²	26-12 AWG	0,12-2,5 mm²	26-12 AWG
Rated current short-circuit		300A/1s		300A/1s		300A/1s	
Rated wire size nominal / gauge		2,5 mm² / A2	12 AWG	2,5 mm² / A2	12 AWG	2,5 mm²/A2	

Other characteristics

Wire strip. length	Recomm. screwdriver	Weight	Protection	Wire strip. length	Recomm. screwdriver	Weight	Protection	Wire strip. length	Recomm. screwdriver	Weight	Protection
9,5 mm	3,5 mm	10 g	IP 20	9,5 mm	3,5 mm	11 g	IP 20	9,5 mm	3.5 mm	12 g	IP 20
.37"	*.14"*	*.35 oz*	*NEMA 1*	*.37"*	*137"*	*.39 oz*	*NEMA 1*	*.37"*	*.14"*	*.42 oz*	*NEMA 1*

Approvals

Accessories

			Type		P/N	Type		P/N	Type		P/N
1	End section	grey	FED5.2L	th. 2,5 mm	1SNA **291 061** R**2400**	FED5.3L	th. 2,5 mm	1SNA **291 051** R**2200**	FED5.4L	th. 2,5 mm	1SNA **291 041** R**2000**
		orange	FED5.2L	th. 2,5 mm	1SNA **291 062** R**2500**	FED5.3L	th. 2,5 mm	1SNA **291 052** R**2300**	FED5.4L	th. 2,5 mm	1SNA **291 042** R**2100**
2	Separator	orange	SCD5.2L	th. 2,5 mm	1SNA **291 352** R**0400**	SCD5.3L	th. 2,5 mm	1SNA **291 362** R**0600**	SCD5.4L	th. 2,5 mm	1SNA **291 372** R**0000**
R	See section on markers	mode	RC55 RC510 RPC			RC55 RC510 RPC			RC55 RC510 RPC		

Terminal blocks spring clamp

ground terminal blocks electrically connected to the mounting rail

DIN 3

refer to the section "Special Applications" for part numbers and characteristics.

Other accessories of this terminal blocks: refer to pages of same size standard blocks.

D 4/6.P.2L

Spacing 6 mm + 0,05 *.238"*

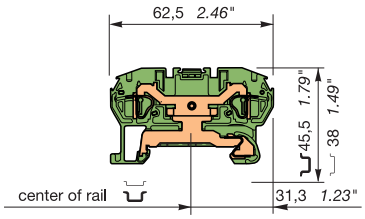

2 springs.

Type	P/N
Green body / Yellow marking	
D 4/6.P.2L	1SNA **290 069** R**1700**

D 4/6.P.3L

Spacing 6 mm + 0,05 *.238"*

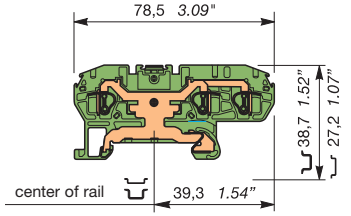

Type	P/N
Green body / Yellow marking	
D 4/6.P.3L	1SNA **290 409** R**1200**

D 4/6.P.4L

Spacing 6 mm + 0,05 *.238"*

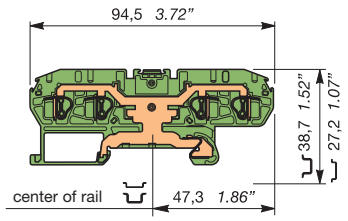

Type	P/N
Green body / Yellow marking	
D 4/6.P.4L	1SNA **290 414** R**2600**

Characteristics

		IEC NFC DIN	UL/CSA	IEC NFC DIN	UL/CSA	IEC NFC DIN	UL/CSA
Wire size	Rigid	0,2-6 mm²	24-10 AWG	0,2-6 mm²	24-10 AWG	0,2-6 mm²	24-10 AWG
	Flexible	0,2-4 mm²	24-10 AWG	0,2-4 mm²	24-10 AWG	0,2-4 mm²	24-10 AWG
Rated current short-circuit		480A/1s		480A/1s		480A/1s	
Rated wire size nominal / gauge		4 mm²/A4		4 mm²/A4		4 mm²/A4	

Other characteristics

Wire strip. length	Recomm. screwdriver	Weight	Protection	Wire strip. length	Recomm. screwdriver	Weight	Protection	Wire strip. length	Recomm. screwdriver	Weight	Protection
11 mm	4 mm	13 g	IP 20	11 mm	4 mm	14 g	IP 20	11 mm	4 mm	15 g	IP 20
.43"	*.16"*	*.46 oz*	*NEMA 1*	*.43"*	*.16"*	*.49 oz*	*NEMA 1*	*.43"*	*.16"*	*.53 oz*	*NEMA 1*

Approvals

Accessories

			Type		P/N	Type		P/N	Type		P/N
1	End section	grey	FED5.2L	th. 2,5 mm	1SNA **291 061** R**2400**	FED5.3L	th. 2,5 mm	1SNA **291 694** R**2400**	FED5.4L	th. 2,5 mm	1SNA **291 696** R**2600**
		orange	FED5.2L	th. 2,5 mm	1SNA **291 062** R**2500**	FED5.3L	th. 2,5 mm	1SNA **291 695** R**2500**	FED5.4L	th. 2,5 mm	1SNA **291 697** R**2700**
2	Separator	orange	SCD5.2L	th. 2,5 mm	1SNA **291 352** R**0400**						
R	See section on markers	mode	RC65 RC610 RPC			RC65 RC610 RPC			RC65 RC610 RPC		

Terminal blocks spring clamp

ground terminal blocks electrically connected to the mounting rail

DIN 3

Other accessories of this terminal blocks: See pages of same size standard blocks.

D 6/8.P.2L

Spacing 8 mm - 0,05 .315"

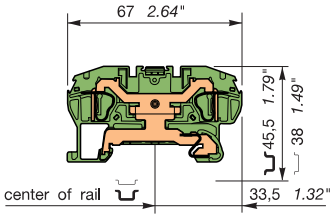

2 springs.

Type	P/N
Green body / Yellow marking	
D 6/8.P.2L	1SNA 290 089 R0400

D 6/8.P.3L

Spacing 8 mm - 0,05 .315"

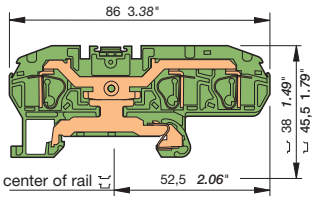

3 springs.

Type	P/N
Green body / Yellow marking	
D 6/8.P.3L	1SNA 290 422 R2600

D 10/10.P.2L

Spacing 10 mm - 0,05 .394"

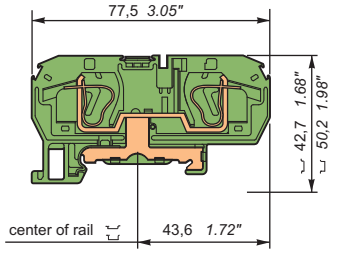

Terminal block with 2 springs and 1 test + 1 interconnection on one side.

Type	P/N
Green body / Yellow marking	
D 10/10.P.2L	1SNA 290 299 R1300

Characteristics		IEC NFC DIN		UL/CSA		IEC NFC DIN		UL/CSA		IEC NFC DIN		UL/CSA	
Wire size	Rigid	0,5-10 mm²		22-8 AWG		0,5-10 mm²		22-8 AWG		0,5-16 mm²		20-6 AWG	
	Flexible	0,5-6 mm²		22-8 AWG		0,5-6 mm²		22-8 AWG		0,5-10 mm²		20-6 AWG	
Rated current short-circuit		720 A/1s				720 A/1s				1200 A / 1 s.			
Rated wire size nominal / gauge		6 mm² / A5		8 AWG		6 mm² / A5		8 AWG		10 mm² / B6		6 AWG	
Other characteristics		Wire strip. length	Recomm. screwdriver		Protection	Wire strip. length	Recomm. screwdriver		Protection	Wire strip. length	Recomm. screwdriver		Protection
		12,5 mm	5,5 mm		IP 20	11 mm	5,5 mm		IP 20	12 mm	5,5 mm		IP 20
		.49"	.22"		NEMA 1	.42"	.22"		NEMA 1	.47"	.22"		NEMA 1
Approvals		c UL us CE				CE				c UL us CE			

Accessories			Type		P/N	Type		P/N	Type		P/N
1	End section	grey	FED8.2L	th. 2,5 mm	1SNA 291 161 R2500	FED8.3L	th. 2,5 mm	1SNA 291 711 R2400	FED10.2L	th. 2,5 mm	1SNA 291 461 R2200
		orange	FED8.2L	th. 2,5 mm	1SNA 291 162 R2600	FED8.3L	th. 2,5 mm	1SNA 291 713 R2600	FED10.2L	th. 2,5 mm	1SNA 291 462 R2300
2	Test plug	black									
R	See section on markers	mode	On top: RC610, RC810, RPC On sides: RCAL85			On top: RC610, RC810, RPC On sides: RCAL85			On top: RC1010, RC810, RC610, RPC On sides: RCAL85, RC65		

Terminal blocks spring clamp

ground terminal blocks electrically connected to the mounting rail

DIN 3

Other accessories of this terminal blocks: See pages of same size standard blocks.
** Max. current according to rail. Consult us.*

D 10/10.1.P.2L

Spacing 10 mm - 0,05 .394"

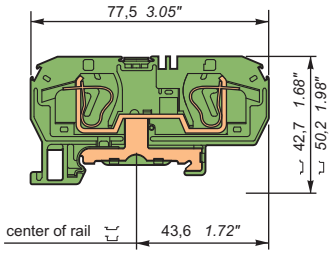

Terminal block with 2 springs with 2 interconnections on one side.

Type	P/N
Green body / Yellow marking	
D 10/10.1.P.2L	1SNA 290 309 R2500

D 10/10.P.3L

Spacing 10 mm - 0,05 .394"

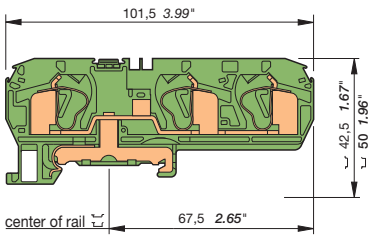

Type	P/N
Green body / Yellow marking	
D 10/10.P.3L	1SNA 290 427 R2300

D 16/12.P.2L

Spacing 12 mm - 0,05 .473"

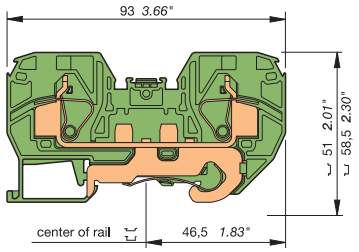

Terminal block with 2 springs with 1 test + 1 interconnection on both sides.

Type	P/N
Green body / Yellow marking	
D 16/12.P.2L	1SNA 399 584 R2200

Characteristics		IEC NFC DIN		UL/CSA		IEC NFC DIN		UL/CSA		IEC NFC DIN		UL/CSA	
Wire size	Rigid	0,5-16 mm²		20-6 AWG		0,5-16 mm²		20-6 AWG		0,5-25 mm²		20-6 AWG	
	Flexible	0,5-10 mm²		20-6 AWG		0,5-10 mm²		20-6 AWG		0,5-16 mm²		20-6 AWG	
Rated current short-circuit		1200 A / 1 s.				1200 A / 1 s.				1920* A / 1s.			
Rated wire size nominal / gauge		10 mm² / B6		6 AWG		10 mm² / B6		6 AWG		16 mm² / A7		6 AWG	
Other characteristics		Wire strip. length	Recomm. screwdriver		Protection	Wire strip. length	Recomm. screwdriver		Protection	Wire strip. length	Recomm. screwdriver		Protection
		12 mm	5,5 mm		IP 20	12 mm	5,5 mm		IP 20	19 mm	5,5 mm		IP 20
		.47"	.22"		NEMA 1	.47"	.22"		NEMA 1	.73"	.22"		NEMA 1
Approvals		c UL us CE				c UL us CE				c UL us CE			

Accessories			Type		P/N	Type		P/N	Type		P/N
1	End section	grey							FED12.2L	th. 2,5 mm	1SNA 399 571 R0400
		blue							FED12.2L	th. 2,5 mm	1SNA 399 572 R0500
		orange	FED10.2L	th. 2,5 mm	1SNA 291 462 R2300	FED10.3L	th. 2,5 mm	1SNA 291 733 R2200	FED12.2L	th. 2,5 mm	1SNA 400 152 R0600
2	Test plug	black				FC2	DIA. 2 mm		FC2	DIA. 2 mm	1SNA 007 865 R2600
R	See section on markers	mode	On top: RC1010, RC810, RC610, RPC On sides: RCAL85, RC65			On top: RC1010, RC810, RC610, RC510,RPCV On sides: RCAL85, RC55			On top: RC1010, RC810, RC610, RPC On sides: RCAL85, RC65		

Terminal blocks spring clamp

ground terminal blocks electrically connected to the mounting rail

DIN 3

Other accessories of this terminal blocks: See pages of same size standard blocks.

D 16/12.P.3L

Spacing 12 mm - 0,05 .473"

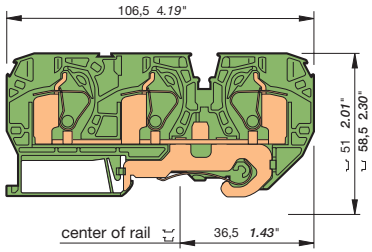

Type	P/N
Green body / Yellow marking	
D 16/12.P.3L	1SNA 290 432 R2000

D 35/16.P.2L

Spacing 16 mm - 0,05 .630"

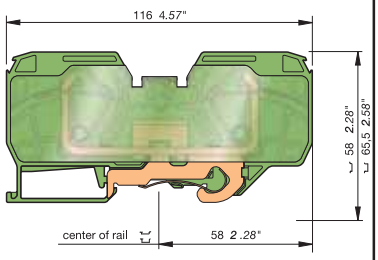

Terminal block with 2 springs with 1 test + 1 interconnection on both sides.

Type	P/N
Green body / Yellow marking	
D 35/16.P.2L	1SNA 399 620 R1100

D 16/12.PEN.2L
D 35/16.PEN.2L

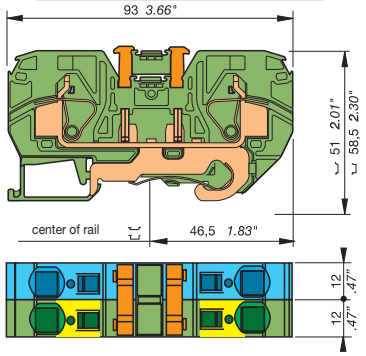

Type	P/N
2 blocks linked with a double shunt, green body/yellow marking and blue body :	
sp. 12 mm D 16/12.PEN.2L	1SNA 399 631 R0000
sp. 16 mm D 35/16.PEN.2L	1SNA 399 668 R2500

Characteristics

		D 16/12.P.3L	D 35/16.P.2L	D 16/12.PEN.2L / D 35/16.PEN.2L
Wire size	Rigid	0,5-25 mm²	2,5-50 mm²	0,5-25 mm² / 2,5-50 mm²
	Flexible	0,5-16 mm²	2,5-35 mm²	0,5-16 mm² / 2,5-35 mm²
Rated current short-circuit		1920* A / 1s.	4200 A / 1 s.	1,9 A/1 s. / 4,2 A/1 s.
Rated wire size nominal / gauge		16 mm² / A7	35 mm² / A9	16 mm²/A7 / 35 mm²/A9

Other characteristics

	D 16/12.P.3L	D 35/16.P.2L	D 16/12.PEN.2L / D 35/16.PEN.2L
Wire strip. length	19 mm / .72"	26 mm / 1.02"	See block alone
Recomm. screwdriver	6,5 mm / .25"	6,5 mm / .26"	6,5 mm / .26"
Protection	IP 00	IP 20 / NEMA 1	IP 20 / NEMA 1

Approvals

Accessories

			D 16/12.P.3L	D 35/16.P.2L	D 16/12.PEN.2L / D 35/16.PEN.2L
1	End section	grey	FED12.3L 2,5 mm 1SNA 291 721 R2600		FED12.2L(1) th. 2,5 mm 1SNA 399 571 R0400
		blue			FED12.2L(1) th. 2,5 mm 1SNA 399 572 R0500
		orange	FED12.3L 2,5 mm 1SNA 291 723 R2000		FED12.2L(1) th. 2,5 mm 1SNA 400 152 R0600
2	Test plug	black		FC2 DIA. 2 mm 1SNA 007 865 R2600	FC2 DIA. 2 mm 1SNA 007 865 R2600
R	See section on markers	mode	On top: RCAL85, RC65, RC810, RC610, RC 1010 On sides: RCAL85, RC65	On top: RC1010, RC810, RC610 On sides: RCAL85, RC65	(1) D 16/12.PEN.2L only

Terminal blocks spring connection

ground terminal blocks electrically connected to the mounting rail

DIN 3

* **entrelec**® *spring connection terminal blocks comply with IEC 947-1 standard for 2.5 mm² rated wire size. Never the less, our spring terminal blocks can be connected to 4 mm² rigid wires.*

Other accessories of this terminal blocks : See pages of same size standard blocks.

D 2,5/5.I.P.3L

Spacing 5 mm + 0,05 *.198"*

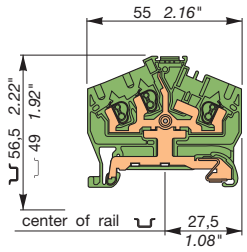

3 springs.

Type	P/N
Green body / Yellow marking — 3 springs	
D 2,5/5.I.P.3L	1SNA 399 072 R0300

Characteristics		IEC NFC DIN	UL/CSA
Wire size	Rigid	0,12-4 * mm²	26-12 AWG
	Flexible	0,12-2,5 mm²	26-12 AWG
Rated current short-circuit		300 A / 1s.	
Rated wire size nominal / gauge		2,5 mm² / A2	12 AWG

Other characteristics	Wire strip. length	Recomm. screwdriver	Weight	Protection
	9,5 mm	3,5 mm	11 g	IP 20
	.37"	*137"*	*.39 oz*	*NEMA 1*

Approvals: c UL us, CE

Accessories			Type	P/N
1	End section	grey	FED5.I.3L	th. 2,5 mm 1SNA 290 311 R0600
		orange	FED5.I.3L	th. 2,5 mm 1SNA 290 314 R0100
R	See section on markers	mode	RC510	RPC

D 2,5/5.I.P.4L

Spacing 5 mm + 0,05 *.198"*

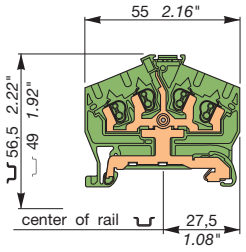

4 springs.

Type	P/N
Green body / Yellow marking — 4 springs	
D 2,5/5.I.P.4L	1SNA 399 073 R0400

Characteristics		IEC NFC DIN	UL/CSA
Wire size	Rigid	0,12-4 * mm²	26-12 AWG
	Flexible	0,12-2,5 mm²	26-12 AWG
Rated current short-circuit		300 A / 1s.	
Rated wire size nominal / gauge		2,5 mm² / A2	12 AWG

Other characteristics	Wire strip. length	Recomm. screwdriver	Weight	Protection
	9,5 mm	3.5 mm	12 g	IP 20
	.37"	*.14"*	*.42 oz*	*NEMA 1*

Approvals: c UL us, CE

Accessories			Type	P/N
1	End section	grey	FED5.I.3L	th. 2,5 mm 1SNA 290 311 R0600
		orange	FED5.I.3L	th. 2,5 mm 1SNA 290 314 R0100
R	See section on markers	mode	RC510	RPC

Terminal blocks spring connection

ground terminal blocks electrically connected to the mounting rail

DIN 3

Other accessories of this terminal blocks : See pages of same size standard blocks.

D 1,5/4.P.2L

Spacing 4 mm + 0,05 *.158"*

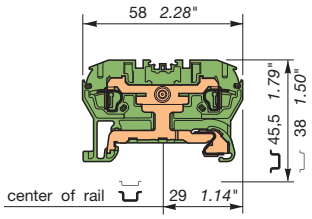

Terminal block with 2 springs.
Same size as D1,5/4. ...L terminal blocks.

Type	P/N
Green body / Yellow marking — 2 springs	
D 1,5/4.P.2L	1SNA 290 379 R2200

Characteristics		IEC NFC DIN	UL/CSA
Wire size	Rigid	0,12-2,5 mm²	26-16 AWG
	Flexible	0,12-1,5 mm²	26-16 AWG
Rated current short-circuit		180 A/1s.	
Rated wire size nominal / gauge		1,5 mm² / B1	16 AWG

Other characteristics	Wire strip. length	Recomm. screwdriver	Weight	Protection
	9,5 mm	2,5 mm	10 g	IP 20
	.37"	*.10"*	*.35 oz*	*NEMA 1*

Approvals: c UL us, CE

Accessories			Type	P/N
1	End section	grey	FED5.2L	th. 2,5 mm 1SNA 291 061 R2400
		orange	FED5.2L	th. 2,5 mm 1SNA 291 062 R2500
2	Separator	orange	SCD5.2L	th. 2,5 mm 1SNA 291 352 R0400
R	See section on markers	mode	RC410	

D 1,5/4.P.4L

Spacing 4 mm + 0,05 *.158"*

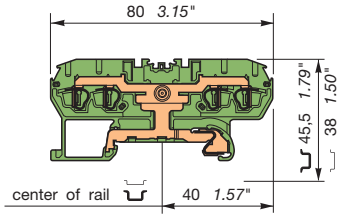

Terminal block with 4 springs.
Same size as D1,5/4. ...L terminal blocks.

Type	P/N
Green body / Yellow marking — 4 springs	
D 1,5/4.P.4L	1SNA 290 389 R1500

Characteristics		IEC NFC DIN	UL/CSA
Wire size	Rigid	0,12-2,5 mm²	26-16 AWG
	Flexible	0,12-1,5 mm²	26-16 AWG
Rated current short-circuit		180 A/1s.	
Rated wire size nominal / gauge		1,5 mm² / B1	16 AWG

Other characteristics	Wire strip. length	Recomm. screwdriver	Weight	Protection
	9,5 mm	2,5 mm	11 g	IP 20
	.37"	*.10"*	*.39 oz*	*NEMA 1*

Approvals: c UL us, CE

Accessories			Type	P/N
1	End section	grey	FED5.4L	th. 2,5 mm 1SNA 291 041 R2000
		orange	FED5.4L	th. 2,5 mm 1SNA 291 042 R2100
2	Separator	orange	SCD5.4L	th. 2,5 mm 1SNA 291 372 R0000
R	See section on markers	mode	RC410	

Terminal blocks spring connection

heavy duty switch terminal blocks with blade

DIN 3



End stop		th. 9 mm	**BADL**	1SNA **399 903** R02**00**
End stop		th. 10 mm	**BAM2**	1SNA **399 967** R01**00**
Rail		35 x 7,5 x 1	**PR3.Z2**	1SNA **174 300** R17**00**
Rail		35 x 15 x 2,3	**PR4**	1SNA **168 500** R12**00**
Rail		35 x 15 x 1,5	**PR5**	1SNA **168 700** R22**00**

Other end stops, rails and accessories : see section on accessories.

Notes

The use of some accessories may decrease the block's voltage rating. For more information, consult us.

One wire per spring.

** **entrelec**® spring connection terminal blocks comply with IEC 947-1 standard for 2.5 mm² rated wire size. Never the less, our spring terminal blocks can be connected to 4 mm² rigid wires.*

D 2,5/5.SNBT.2L

Spacing 5 mm +0,05 .198"

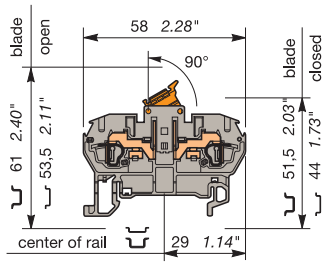

Termional block with 2 springs and 1 test + 1 interconnection on each sides.

Color	Type	Part number
With test point DIA. 2 mm on sides.		
Grey/Orange	**D 2,5/5.SNBT.2L**	1SNA **290 041** R03**00**
Orange/Orange	**D 2,5/5.SNBT.2L**	1SNA **290 042** R04**00**
Blue/Orange	**D 2,5/5.SNBT.2L**	1SNA **290 044** R06**00**

Characteristics

Wire size

	IEC NFC DIN	UL/CSA
Rigid	0,12-4 * mm²	26-12 AWG
Flexible	0,12-2,5 mm²	26-12 AWG
With isolated ferrule	0,5-2,5 mm²	

Voltage		
Rated	500 V	600 V
Impulse withstand	6 kV	
Pollution degree	3	
Current		
Rated	10 A	8 A
Wire size		
Rated / Gauge	2,5 mm² / A2	12 AWG

Wire stripping length	Recommended screwdriver	Weight	Protection
9,5 mm	3,5 mm	8 g	IP 20
.37"	.14"	.28 oz	NEMA 1

D 2,5/5.SNBT.4L

Spacing 5 mm +0,05 .198"

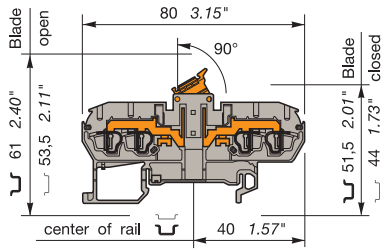

Termional block with 4 springs and 1 test + 1 interconnection on each sides.

Color	Type	Part number
With test point DIA. 2 mm on sides.		
Grey/Orange	**D 2,5/5.SNBT.4L**	1SNA **290 131** R22**00**
Orange/Orange	**D 2,5/5.SNBT.4L**	1SNA **290 132** R23**00**
Blue/Orange	**D 2,5/5.SNBT.N.4L**	1SNA **290 134** R25**00**

Characteristics

Wire size

	IEC NFC DIN	UL/CSA
Rigid	0,12-4 * mm²	
Flexible	0,12-2,5 mm²	
With isolated ferrule	0,5-2,5 mm²	

Voltage		
Rated	500 V	
Impulse withstand	6 kV	
Pollution degree	3	
Current		
Rated	10 A	
Wire size		
Rated/gauge	2,5 mm² / A2	

Wire stripping length	Recommended screwdriver	Weight	Protection
9,5 mm	3,5 mm	11 g	IP 20
.37"	.14"	.39 oz	NEMA 1

Accessories

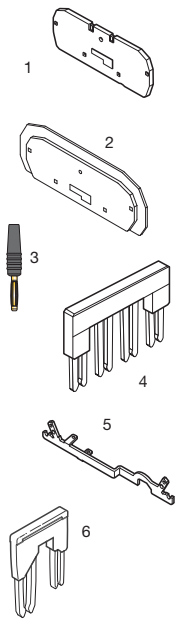

		Type		Part number	Type		Part number
1	End section grey	FED5.2L	th. 2,5 mm	1SNA **291 061** R24**00**	FED5.4L	th. 2,5 mm	1SNA **291 041** R20**00**
	orange	FED5.2L	th. 2,5 mm	1SNA **291 062** R25**00**	FED5.4L	th. 2,5 mm	1SNA **291 042** R21**00**
2	Separator orange	SCD5.2L	th. 2,5 mm	1SNA **291 352** R04**00**	SCD5.4L	th. 2,5 mm	1SNA **291 372** R00**00**
3	Test plug black	FC2.MC	DIA. 2 mm	1SNA **107 239** R03**00**	FC2.MC	DIA. 2 mm	1SNA **107 239** R03**00**
4	Jumper bar orange IP 20 - 24 A	BJDL5.2	2 poles	1SNA **291 102** R23**00**	BJDL5.2	2 poles	1SNA **291 102** R23**00**
		BJDL5.3	3 poles	1SNA **291 103** R24**00**	BJDL5.3	3 poles	1SNA **291 103** R24**00**
		BJDL5.4	4 poles	1SNA **291 104** R25**00**	BJDL5.4	4 poles	1SNA **291 104** R25**00**
		BJDL5.5	5 poles	1SNA **291 105** R26**00**	BJDL5.5	5 poles	1SNA **291 105** R26**00**
		BJDL5.6	6 poles	1SNA **291 106** R27**00**	BJDL5.6	6 poles	1SNA **291 106** R27**00**
		BJDL5.7	7 poles	1SNA **291 107** R20**00**	BJDL5.7	7 poles	1SNA **291 107** R20**00**
		BJDL5.8	8 poles	1SNA **291 108** R01**00**	BJDL5.8	8 poles	1SNA **291 108** R01**00**
		BJDL5.9	9 poles	1SNA **291 109** R02**00**	BJDL5.9	9 poles	1SNA **291 109** R02**00**
		BJDL5.10	10 poles	1SNA **291 110** R26**00**	BJDL5.10	10 poles	1SNA **291 110** R26**00**
5	Shielding connector	CBD5.2L	th. 0,5 mm	1SNA **291 077** R24**00**			
6	Jumper bar orange For blocks of different spacing						
	- spacing 5 and 6 mm IP 20 - 24 A	BJDPL56 (1)		1SNA **291 150** R06**00**	BJDPL56 (1)		1SNA **291 150** R06**00**
	- spacing 5 and 8 mm IP 20 - 24 A	BJDPL58 (1)		1SNA **291 160** R00**00**	BJDPL58 (1)		1SNA **291 160** R00**00**
	- spacing 5 and 10 mm IP 20 - 24 A	BJDPL510 (1)		1SNA **291 480** R22**00**	BJDPL510 (1)		1SNA **291 480** R22**00**

R	See section on markers marking method	On top:	RC 510 or RPC	On top:	RC 510 or RPC
		On sides:	RC 55	On sides:	RC 55

(1) End section must be inserted between 2 interconnected blocks.

D 2,5/5.SNB.2L

Spacing 5 mm +0,05 .198"

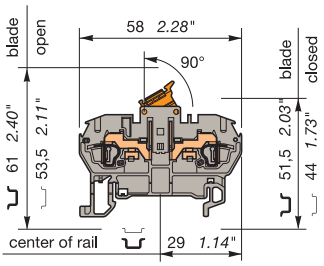

Terminal blocks with 2 springs + 2 interconnections on one side and 1 test + 1 interconnection on other side.

Color	Type	Part number
With test point DIA. 2 mm.		
Grey/Orange	**D 2,5/5.SNB.2L**	1SNA **290 051** R0500
Orange/Orange	**D 2,5/5.SNB.2L**	1SNA **290 052** R0600

Characteristics

Wire size	IEC NFC DIN	UL/CSA
Rigid	0,12-4 * mm²	26-12 AWG
Flexible	0,12-2,5 mm²	26-12 AWG
With isolated ferrule	0,5-2,5 mm²	

Voltage		
Rated	500 V	600 V
Impulse withstand	6 kV	
Pollution degree	3	
Current		
Rated	10 A	8 A
Wire size		
Rated / Gauge	2,5 mm² / A2	12 AWG

Wire stripping length	Recommended screwdriver	Weight	Protection
9,5 mm	3,5 mm	8 g	IP 20
.37"	.14"	.28 oz	NEMA 1

Type		Part number
FED5.2L	th. 2,5 mm	1SNA **291 061** R2400
FED5.2L	th. 2,5 mm	1SNA **291 062** R2500
SCD5.2L	th. 2,5 mm	1SNA **291 352** R0400
FC2.MC	DIA. 2 mm	1SNA **107 239** R0300
BJDL5.2	2 poles	1SNA **291 102** R2300
BJDL5.3	3 poles	1SNA **291 103** R2400
BJDL5.4	4 poles	1SNA **291 104** R2500
BJDL5.5	5 poles	1SNA **291 105** R2600
BJDL5.6	6 poles	1SNA **291 106** R2700
BJDL5.7	7 poles	1SNA **291 107** R2000
BJDL5.8	8 poles	1SNA **291 108** R0100
BJDL5.9	9 poles	1SNA **291 109** R0200
BJDL5.10	10 poles	1SNA **291 110** R2600
CBD5.2L	th. 0,5 mm	1SNA **291 077** R2400
BJDPL56 (1)		1SNA **291 150** R0600
BJDPL58 (1)		1SNA **291 160** R0000
BJDPL510 (1)		1SNA **291 480** R2200

On top: RC 510 or RPC
On sides: RC 55

D 2,5/5.SNB.4L

Spacing 5 mm +0,05 .198"

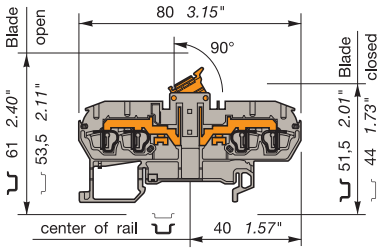

Terminal blocks with 4 springs + 2 interconnections on one side and 1 test + 1 interconnection on other side.

Color	Type	Part number
With test point DIA. 2 mm.		
Grey/Orange	**D 2,5/5.SNB.4L**	1SNA **290 141** R0400
Orange/Orange	**D 2,5/5.SNB.4L**	1SNA **290 142** R0500

Characteristics

Wire size	IEC NFC DIN	UL/CSA
Rigid	0,12-4 * mm²	
Flexible	0,12-2,5 mm²	
With isolated ferrule	0,5-2,5 mm²	

Voltage		
Rated	500 V	
Impulse withstand	6 kV	
Pollution degree	3	
Current		
Rated	10 A	
Wire size		
Rated/gauge	2,5 mm² / A2	

Wire stripping length	Recommended screwdriver	Weight	Protection
9,5 mm	3,5 mm	11 g	IP 20
.37"	.14"	.39 oz	NEMA 1

Type		Part number
FED5.4L	th. 2,5 mm	1SNA **291 041** R2000
FED5.4L	th. 2,5 mm	1SNA **291 042** R2100
SCD5.4L	th. 2,5 mm	1SNA **291 372** R0000
FC2.MC	DIA. 2 mm	1SNA **107 239** R0300
BJDL5.2	2 poles	1SNA **291 102** R2300
BJDL5.3	3 poles	1SNA **291 103** R2400
BJDL5.4	4 poles	1SNA **291 104** R2500
BJDL5.5	5 poles	1SNA **291 105** R2600
BJDL5.6	6 poles	1SNA **291 106** R2700
BJDL5.7	7 poles	1SNA **291 107** R2000
BJDL5.8	8 poles	1SNA **291 108** R0100
BJDL5.9	9 poles	1SNA **291 109** R0200
BJDL5.10	10 poles	1SNA **291 110** R2600
BJDPL56 (1)		1SNA **291 150** R0600
BJDPL58 (1)		1SNA **291 160** R0000
BJDPL510 (1)		1SNA **291 480** R2200

On top: RC 510 or RPC
On sides: RC 55

(1) End section must be inserted between 2 interconnected blocks.

Application examples: Distribution of two polarities

One polarity disconnected only (D 2,5/5.SNBT.2L or D 2,5/5.SB.2L)

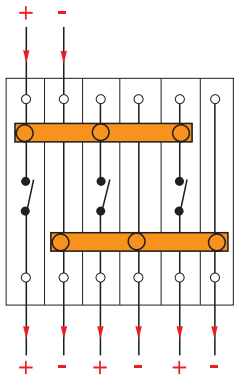

Part numbers needed:

- *3 linkage terminal blocks ..... **D 2,5/5.2L***
- *3 disconnect terminal blocks ..... **D 2,5/5.SNBT.2L***
  *or **D2,5/5.SB.2L***
- *2 jumper bars **BJDL5.5***

Two polarities disconnected (D 2,5/5.SNB.2L)

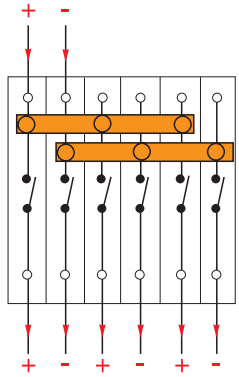

Part numbers needed:

- *6 disconnected terminal blocks ..... **D 2,5/5.SNB.2L***
- *2 jumper bars **BJDL5.5***

Terminal blocks spring connection

Heavy duty switch connection with plug

DIN 3



End stop		th. 9 mm	**BADL**	1SNA **399 903** R02**00**
End stop		th. 10 mm	**BAM2**	1SNA **399 967** R01**00**
Rail		35 x 7,5 x 1	**PR3.Z2**	1SNA **174 300** R17**00**
Rail		35 x 15 x 2,3	**PR4**	1SNA **168 500** R12**00**
Rail		35 x 15 x 1,5	**PR5**	1SNA **168 700** R22**00**

Other end stops, rails and accessories : see section on accessories.

Notes

The use of some accessories may decrease the block's voltage rating.For more information, consult us.

One wire per spring.

** Entrelec spring connection terminal blocks comply with IEC 947-1 standard for 2.5 mm² rated wire size. Never the less, our spring terminal blocks can be connected to 4 mm² rigid wires.*

D 2,5/5.SB.2L

Spacing 5 mm +0,05 .198"

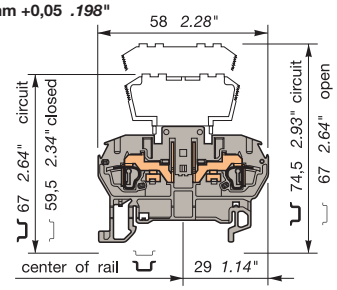

Terminal blocks with 2 springs and 1 interconnection on each sides. Polarized plug delivered separatly.

Color		Type	Part number
Grey	□	**D 2,5/5.SB.2L**	1SNA **290 071** R01**00**

Characteristics

Wire size

	IEC NFC DIN	UL/CSA
Rigid	0,12-4 * mm²	26-12 AWG
Flexible	0,12-2,5 mm²	26-12 AWG
With isolated ferrule	0,5-2,5 mm²	

Voltage

Rated	500 V	600 V
Impulse withstand	6 kV	
Pollution degree	3	

Current

Rated	10 A	8 A

Wire size

Rated / Gauge	2,5 mm² / A2	12 AWG	

Wire stripping length	Recommended screwdriver	Weight	Protection
9,5 mm	3,5 mm	7 g	IP 20
.37"	.14"	.25 oz	NEMA 1

D 2,5/5.SB.4L

Spacing 5 mm +0,05 .198"

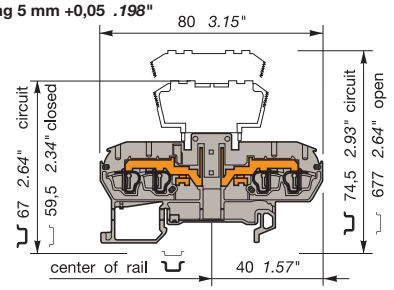

Terminal blocks with 4 springs and 1 interconnection on each sides. Polarized plug delivered separatly.

Color		Type	Part number
Grey	□	**D 2,5/5.SB.4L**	1SNA **290 151** R06**00**

Characteristics

Wire size

	IEC NFC DIN	UL/CSA
Rigid	0,12-4 * mm²	
Flexible	0,12-2,5 mm²	
With isolated ferrule	0,5-2,5 mm²	

Voltage

Rated	500 V	
Impulse withstand	6 kV	
Pollution degree	3	

Current

Rated	10 A	

Wire size

Rated/gauge	2,5 mm² / A2		

Wire stripping length	Recommended screwdriver	Weight	Protection
9,5 mm	3,5 mm	11 g	IP 20
.37"	.14"	.39 oz	NEMA 1

Accessories

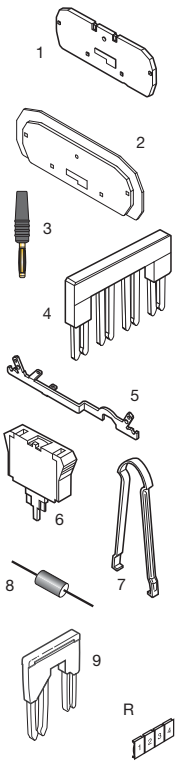

			Type		Part number	Type		Part number
1	End section	grey	FED5.2L	th. 2,5 mm	1SNA **291 061** R24**00**	FED5.4L	th. 2,5 mm	1SNA **291 041** R20**00**
		orange	FED5.2L	th. 2,5 mm	1SNA **291 062** R25**00**	FED5.4L	th. 2,5 mm	1SNA **291 042** R21**00**
2	Separator	orange	SCD5.2L	th. 2,5 mm	1SNA **291 352** R04**00**	SCD5.4L	th. 2,5 mm	1SNA **291 372** R00**00**
3	Test plug	black	FC2.MC	DIA. 2 mm	1SNA **107 239** R03**00**	FC2.MC	DIA. 2 mm	1SNA **107 239** R03**00**
4	Jumper bar IP 20 - 24 A	orange	BJDL5.2	2 poles	1SNA **291 102** R23**00**	BJDL5.2	2 poles	1SNA **291 102** R23**00**
			BJDL5.3	3 poles	1SNA **291 103** R24**00**	BJDL5.3	3 poles	1SNA **291 103** R24**00**
			BJDL5.4	4 poles	1SNA **291 104** R25**00**	BJDL5.4	4 poles	1SNA **291 104** R25**00**
			BJDL5.5	5 poles	1SNA **291 105** R26**00**	BJDL5.5	5 poles	1SNA **291 105** R26**00**
			BJDL5.6	6 poles	1SNA **291 106** R27**00**	BJDL5.6	6 poles	1SNA **291 106** R27**00**
			BJDL5.7	7 poles	1SNA **291 107** R20**00**	BJDL5.7	7 poles	1SNA **291 107** R20**00**
			BJDL5.8	8 poles	1SNA **291 108** R01**00**	BJDL5.8	8 poles	1SNA **291 108** R01**00**
			BJDL5.9	9 poles	1SNA **291 109** R02**00**	BJDL5.9	9 poles	1SNA **291 109** R02**00**
			BJDL5.10	10 poles	1SNA **291 110** R26**00**	BJDL5.10	10 poles	1SNA **291 110** R26**00**
5	Shielding connector		CBD5.2L	th. 0,5 mm	1SNA **291 077** R24**00**			
6	Plug with solder tags		BNS5	th. 5 mm	1SNA **116 702** R24**00**	BNS5	th. 5 mm	1SNA **116 702** R24**00**
7	Plug extractor		EXBN2		1SNA **171 018** R20**00**	EXBN2		1SNA **171 018** R20**00**
8	Soldered fuses		FUBS	0,5 A	1SNA **174 893** R16**00**	FUBS	0,5 A	1SNA **174 893** R16**00**
			FUBS	1 A	1SNA **174 894** R17**00**	FUBS	1 A	1SNA **174 894** R17**00**
			FUBS	2 A	1SNA **174 895** R10**00**	FUBS	2 A	1SNA **174 895** R10**00**
			FUBS	3 A	1SNA **174 896** R11**00**	FUBS	3 A	1SNA **174 896** R11**00**
			FUBS	5 A	1SNA **174 897** R12**00**	FUBS	5 A	1SNA **174 897** R12**00**
9	Jumper bar For blocks of different spacing	orange						
	- spacing 5 and 6 mm IP 20 - 24 A		BJDPL56 (1)		1SNA **291 150** R06**00**	BJDPL56 (1)		1SNA **291 150** R06**00**
	- spacing 5 and 8 mm IP 20 - 24 A		BJDPL58 (1)		1SNA **291 160** R00**00**	BJDPL58 (1)		1SNA **291 160** R00**00**
	- spacing 5 and 10 mm IP 20 - 24 A		BJDPL510 (1)		1SNA **291 480** R22**00**	BJDPL510 (1)		1SNA **291 480** R22**00**
R	See section on markers marking method		On top: RC 510 On sides: RC 55			On top: RC 510 On sides: RC 55		

(1) End section must be inserted between 2 interconnected blocks.

Spring connection terminal blocks

Switch connection for fuses

5 x 20 mm and 5 x 25 mm

DIN 3



End stop		th. 9 mm	**BADL**	1SNA **399 903** R02**00**
End stop		th. 10 mm	**BAM2**	1SNA **399 967** R01**00**
Rail		35 x 7,5 x 1	**PR3.Z2**	1SNA **174 300** R17**00**
Rail		35 x 15 x 2,3	**PR4**	1SNA **168 500** R12**00**
Rail		35 x 15 x 1,5	**PR5**	1SNA **168 700** R22**00**

Other end stops, rails and accessories : see section on accessories.

Notes

The use of some accessories may decrease the block's voltage rating.For more information, consult us.

One wire per spring.
On all the blocks a DIA. 2 or 2.3 mm test across the circuit can be performed.

** Entrelec spring connection terminal blocks comply with IEC 947-1 standard for 2.5 mm² rated wire size. Never the less, our spring terminal blocks can be connected to 4 mm² rigid wires.*

D 2,5/8.SFT.2L

Spacing 8 mm -0,05 .315"

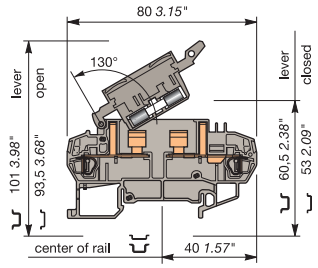

Terminal blocks with 2 springs and 2 interconnections on the outside of the lever.

Color		Type	Part number
With test socket DIA. 2 or 2.3 mm.			
Grey		**D 2,5/8.SFT.2L**	1SNA **290 091** R26**00**
Orange		**D 2,5/8.SFT.2L**	1SNA **290 092** R27**00**

D 2,5/8.SF...T.2L

Spacing 8 mm -0,05 .315"

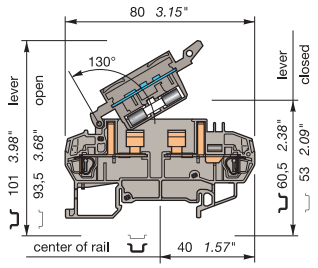

Terminal blocks D 2,5/8.SFT.2L with blown-fuse indicator.

Color		Type	Part number
With test socket DIA. 2 or 2.3 mm.			
Grey (1)		**D 2,5/8.SFLT.2L**	1SNA **290 093** R20**00**
Grey (2)		**D 2,5/8.SFDT.2L**	1SNA **290 094** R21**00**
Grey (3)		**D 2,5/8.SFD1T.2L**	1SNA **290 095** R22**00**

Characteristics

Wire size	IEC NFC DIN	UL/CSA
Rigid	0,12-4 * mm²	26-12 AWG
Flexible	0,12-2,5 mm²	26-12 AWG
With isolated ferrule	0,5-2,5 mm²	

Voltage		
Rated	630 V	600 V
Impulse withstand	8 kV	
Pollution degree	3	

Current		
Rated	6,3 A	8 A

Wire size		
Rated / Gauge	2,5 mm² / A2	12 AWG

Wire stripping length	Recommended screwdriver	Weight	Protection
9,5 mm	3,5 mm	15 g	IP 20
.37"	.14"	.53 oz	NEMA 1

Characteristics

Wire size	IEC NFC DIN	UL/CSA
Rigid	0,12-4 * mm²	26-12 AWG
Flexible	0,12-2,5 mm²	26-12 AWG
With isolated ferrule	0,5-2,5 mm²	

Voltage		
Rated	630 V	600 V
Impulse withstand	8 kV	
Pollution degree	3	

Current		
Rated	6,3 A	8 A

Wire size		
Rated/gauge	2,5 mm² / A2	12 AWG

Wire stripping length	Recommended screwdriver	Weight	Protection
9,5 mm	3,5 mm	16 g	IP 20
.37"	.14"	.56 oz	NEMA 1

Accessories

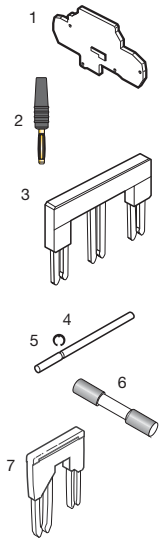

			Type		Part number
1	End section	grey	FED8SF.2L	th. 3 mm	1SNA **291 131** R17**00**
		orange	FED8SF.2L	th. 3 mm	1SNA **291 132** R10**00**
2	Test plug		FC2.MC	DIA. 2 mm	1SNA **107 239** R03**00**
3	Jumper bar IP 20 - 24 A	orange	BJDL8.2	2 poles	1SNA **291 122** R16**00**
			BJDL8.3	3 poles	1SNA **291 123** R17**00**
			BJDL8.4	4 poles	1SNA **291 144** R24**00**
			BJDL8.5	5 poles	1SNA **291 145** R25**00**
4	Assembly rod		TGA8	2 poles	1SNA **168 672** R11**00**
			TGA8	3 poles	1SNA **168 673** R12**00**
			TGA8	4 poles	1SNA **168 674** R13**00**
5	Assembly ring		ANT		1SNA **168 675** R14**00**
6	Fuse 5 x 20	250 V	FU520	0,5A	1SNA **008 288** R15**00**
			FU520	1A	1SNA **008 290** R13**00**
			FU520	2A	1SNA **008 291** R00**00**
			FU520	3,15A	1SNA **008 289** R16**00**
			FU520	5A	1SNA **008 292** R01**00**
	Fuse 5 x 25 Quick fusion HPC 1500 A	250 V	FU525	1,6A	1SNA **167 546** R22**00**
			FU525	2A	1SNA **167 547** R23**00**
			FU525	2,5A	1SNA **167 548** R04**00**
			FU525	4A	1SNA **167 549** R05**00**
			FU525	6,3A	1SNA **167 550** R02**00**
7	Jumper bar For blocks of different spacing - spacing 5 and 8 mm IP 20 - 24 A - spacing 6 and 8 mm IP 20 - 32 A - spacing 8 and 10 mm	orange	BJDPL58	(1)	1SNA **291 160** R00**00**
			BJDPL68	(1)	1SNA **291 170** R02**00**
			BJDPL810	(1)	1SNA **291 484** R12**00**

			Type		Part number
			FED8SF.2L	th. 3 mm	1SNA **291 131** R17**00**
			FED8SF.2L	th. 3 mm	1SNA **291 132** R10**00**
			FC2.MC	DIA. 2 mm	1SNA **107 239** R03**00**
			BJDL8.2	2 poles	1SNA **291 122** R16**00**
			BJDL8.3	3 poles	1SNA **291 123** R17**00**
			BJDL8.4	4 poles	1SNA **291 144** R24**00**
			BJDL8.5	5 poles	1SNA **291 145** R25**00**
			TGA8	2 poles	1SNA **168 672** R11**00**
			TGA8	3 poles	1SNA **168 673** R12**00**
			TGA8	4 poles	1SNA **168 674** R13**00**
			ANT		1SNA **168 675** R14**00**
			FU520	0,5A	1SNA **008 288** R15**00**
			FU520	1A	1SNA **008 290** R13**00**
			FU520	2A	1SNA **008 291** R00**00**
			FU520	3,15A	1SNA **008 289** R16**00**
			FU520	5A	1SNA **008 292** R01**00**
			FU525	1,6A	1SNA **167 546** R22**00**
			FU525	2A	1SNA **167 547** R23**00**
			FU525	2,5A	1SNA **167 548** R04**00**
			FU525	4A	1SNA **167 549** R05**00**
			FU525	6,3A	1SNA **167 550** R02**00**
			BJDPL58	(1)	1SNA **291 160** R00**00**
			BJDPL68	(1)	1SNA **291 170** R02**00**
			BJDPL810	(1)	1SNA **291 484** R12**00**

(1) Blown-fuse indicator with neon lamp 110 V - 220 V (leakage current with neon lamp < 0,5 mA (110 V) - < 0,7 mA (220 V)).
(2) Blown-fuse indicator with LED 24 V (+24V marking) (leakage current with LED 24 V or 48 V < 4,5 mA) (*).
(3) Blown-fuse indicator with LED 48 V (+48V marking) (leakage current with LED 24 V or 48 V < 4,5 mA) (*).

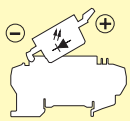

** Blocks with LED indicators are labeled "+" on the outside of the lever. The indicator can be reversed in the field if required.*

R **R** See section on markers marking method

On older:	RC 510	or	RC 610	On older:	RC 510	or	RC 610
On sides:	RC 55	or	RC 65	On sides:	RC 55	or	RC 65

(1) End section must be inserted between 2 interconnected blocks.

Spring connection terminal blocks

"Neutral" switch blocks (blue)

DIN 3



D 2,5/8.SNT.2L

Spacing 8 mm -0,05 .315"

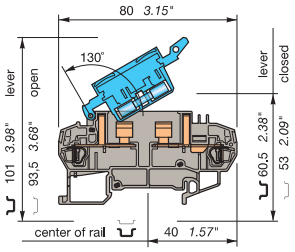

Terminal block D 2,5/8.SFT.2L with disconnect link bar locked on blue holder.

Color	Type	Part number
With test socket DIA. 2 or 2.3 mm.		
Grey body / Blue lever		
	D 2,5/8.SNT.2L	1SNA **290 097** R**24**00

End stop	th. 9 mm	**BADL**	1SNA **399 903** R**02**00
End stop	th. 10 mm	**BAM2**	1SNA **399 967** R**01**00
Rail	35 x 7,5 x 1	**PR3.Z2**	1SNA **174 300** R**17**00
Rail	35 x 15 x 2,3	**PR4**	1SNA **168 500** R**12**00
Rail	35 x 15 x 1,5	**PR5**	1SNA **168 700** R**22**00

Other end stops, rails and accessories : see section on accessories.

Notes

The use of some accessories may decrease the block's voltage rating.For more information, consult us.

One wire per spring.
On all the blocks a DIA. 2 or 2.3 mm test across the circuit can be performed.

** Entrelec spring connection terminal blocks comply with IEC 947-1 standard for 2.5 mm² rated wire size. Never the less, our spring terminal blocks can be connected to 4 mm² rigid wires.*

Characteristics

Wire size	IEC NFC DIN	UL/CSA
Rigid	0,12-4 * mm²	26-12 AWG
Flexible	0,12-2,5 mm²	26-12 AWG
With isolated ferrule	0,5-2,5 mm²	

Voltage		
Rated	630 V	600 V
Impulse withstand	8 kV	
Pollution degree	3	

Current		
Rated	6,3 A	8 A

Wire size		
Rated / Gauge	2,5 mm² / A2	12 AWG

Wire stripping length	Recommended screwdriver	Weight	Protection
9,5 mm	3,5 mm	16 g	IP 20
.37"	.14"	.56 oz	NEMA 1

Characteristics

Wire size	IEC NFC DIN	UL/CSA
Rigid		
Flexible		
With isolated ferrule		

Voltage		
Rated		
Impulse withstand		
Pollution degree		

Current	
Rated	

Wire size		
Rated/gauge		

Wire stripping length	Recommended screwdriver	Weight	Protection

Accessories

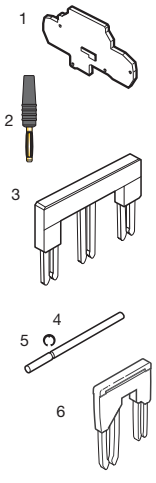

	Type		Part number
1 End section grey	FED8SF.2L	th. 3 mm	1SNA **291 131** R**17**00
orange	FED8SF.2L	th. 3 mm	1SNA **291 132** R**10**00
2 Test plug	FC2.MC	DIA. 2 mm	1SNA **107 239** R**03**00
3 Jumper bar orange	BJDL8.2	2 poles	1SNA **291 122** R**16**00
IP 20 - 24 A	BJDL8.3	3 poles	1SNA **291 123** R**17**00
	BJDL8.4	4 poles	1SNA **291 144** R**24**00
	BJDL8.5	5 poles	1SNA **291 145** R**25**00
4 Assembly rod	TGA8	2 poles	1SNA **168 672** R**11**00
	TGA8	3 poles	1SNA **168 673** R**12**00
	TGA8	4 poles	1SNA **168 674** R**13**00
5 Assembly ring	ANT		1SNA **168 675** R**14**00
6 Jumper bar orange			
For blocks of different spacing			
- spacing 5 and 8 mm IP 20 - 24 A	BJDPL58	(1)	1SNA **291 160** R**00**00
- spacing 6 and 8 mm IP 20 - 32 A	BJDPL68	(1)	1SNA **291 170** R**02**00
- spacing 8 and 10 mm	BJDPL810	(1)	1SNA **291 484** R**12**00

R

R See section on markers marking method

On older:	RC 510	or	RC 610
On sides:	RC 55	or	RC 65

(1) End section must be inserted between 2 interconnected blocks.

Type	Part number

Spring connection terminal blocks

component-holder

Double deck

DIN 3



End stop		th. 9 mm	**BADL**	1SNA **399 903** R02**00**
End stop		th. 10 mm	**BAM2**	1SNA **399 967** R01**00**
End stop		th. 12 mm	**BADH**	1SNA **116 900** R27**00**
End stop		th. 9,1 mm	**BAMH**	1SNA **114 836** R00**00**
End stop		th. 9,1 mm	**BAMH**	1SNA **194 836** R01**00**
Rail		35 x 7,5 x 1	**PR3.Z2**	1SNA **174 300** R17**00**
Rail		35 x 15 x 2,3	**PR4**	1SNA **168 500** R12**00**
Rail		35 x 15 x 1,5	**PR5**	1SNA **168 700** R22**00**

Other end stops, rails and accessories : see section on accessories.

Notes

The use of some accessories may decrease the block's voltage rating.For more information, consult us.

One wire per spring.

** Entrelec spring connection terminal blocks comply with IEC 947-1 standard for 2.5 mm² rated wire size. Never the less, our spring terminal blocks can be connected to 4 mm² rigid wires.*

D 2,5/5.DE.L

Spacing 5 mm +0,05 .198"

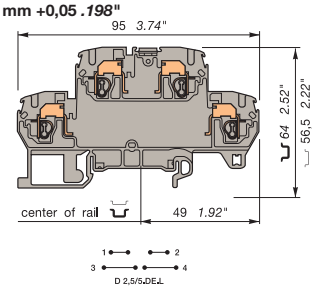

Empty unit components (4 mm max.)
Internal connections soldered, external by springs.

CE

Color	Type	Part number
Upper and lower circuit open.		
Grey	**D 2,5/5.DE.L**	1SNA **290 191** R27**00**

Characteristics

Wire size

	IEC NFC DIN	UL/CSA
Rigid	0,12-4 * mm²	26-12 AWG
Flexible	0,12-2,5 mm²	26-12 AWG
With isolated ferrule	0,5-2,5 mm²	

Voltage

Rated (2)	500 V	300 V
Impulse withstand		
Pollution degree		

Current

Rated (2)	20 A	20 A

Wire size

Rated / Gauge	2,5 mm² / A2	12 AWG

Wire stripping length	Recommended screwdriver	Weight	Protection
9,5 mm	3,5 mm	13 g	IP 20
.37 "	.14"	.46 oz	NEMA 1

D 2,5/5.DE1.L

Spacing 5 mm +0,05 .198"

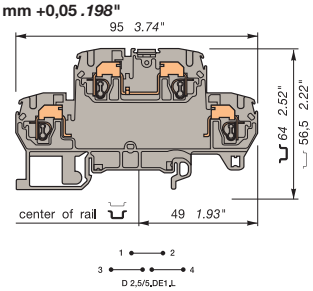

Empty unit components (4 mm max.)
Internal connections soldered, external by springs.

CE

Color	Type	Part number
Lower circuit open.		
Grey	**D 2,5/5.DE1.L**	1SNA **290 181** R25**00**

Characteristics

Wire size

	IEC NFC DIN	UL/CSA
Rigid	0,12-4 * mm²	26-12 AWG
Flexible	0,12-2,5 mm²	26-12 AWG
With isolated ferrule	0,5-2,5 mm²	

Voltage

Rated (2)	500 V	300 V
Impulse withstand		
Pollution degree		

Current

Rated (2)	20 A	20 A

Wire size

Rated/gauge	2,5 mm² / A2	12 AWG

Wire stripping length	Recommended screwdriver	Weight	Protection
9,5 mm	3,5 mm	15 g	IP 20
.37 "	.14"	.53 oz	NEMA 1

Accessories

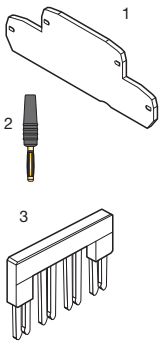

1	End section		grey
2	Test plug		black
3	Jumper bar IP20 - 24 A		orange

Type		Part number
FED5.D.L	th. 2,5 mm	1SNA **291 441** R26**00**
FC2.MC	DIA. 2,0 mm	1SNA **107 239** R03**00**

Type			Part number
FED5.D.L		th. 2,5 mm	1SNA **291 441** R26**00**
FC2.MC		DIA. 2,0 mm	1SNA **107 239** R03**00**
BJDL5.2	(1)	2 poles	1SNA **291 102** R23**00**
BJDL5.3	(1)	3 poles	1SNA **291 103** R24**00**
BJDL5.4	(1)	4 poles	1SNA **291 104** R25**00**
BJDL5.5	(1)	5 poles	1SNA **291 105** R26**00**
BJDL5.6	(1)	6 poles	1SNA **291 106** R27**00**
BJDL5.7	(1)	7 poles	1SNA **291 107** R20**00**
BJDL5.8	(1)	8 poles	1SNA **291 108** R01**00**
BJDL5.9	(1)	9 poles	1SNA **291 109** R02**00**
BJDL5.10	(1)	10 poles	1SNA **291 110** R26**00**

R See section on markers marking method

On top:	RC 510	or	RPC
On sides:	RC 55		

On top:	RC 510	or	RPC
On sides:	RC 55		

(1) These accessories can be used on the upper connection only.
(2) The use of some components may decrease the block's voltage or current ratings.

Spring connection terminal blocks

component-holder

Double deck

DIN 3

End stop		th. 9 mm	**BADL**	1SNA **399 903** R**02**00
End stop		th. 10 mm	**BAM2**	1SNA **399 967** R**01**00
End stop		th. 12 mm	**BADH**	1SNA **116 900** R**27**00
End stop		th. 9,1 mm	**BAMH**	1SNA **114 836** R**00**00
End stop		th. 9,1 mm	**BAMH**	1SNA **194 836** R**01**00
Rail		35 x 7,5 x 1	**PR3.Z2**	1SNA **174 300** R**17**00
Rail		35 x 15 x 2,3	**PR4**	1SNA **168 500** R**12**00
Rail		35 x 15 x 1,5	**PR5**	1SNA **168 700** R**22**00

Other end stops, rails and accessories : see section on accessories.

Notes

The use of some accessories may decrease the block's voltage rating.For more information, consult us.

One wire per spring.

** Entrelec spring connection terminal blocks comply with IEC 947-1 standard for 2.5 mm² rated wire size. Never the less, our spring terminal blocks can be connected to 4 mm² rigid wires.*

D 2,5/5.DE2.L

Spacing 5 mm +0,05 *.198"*

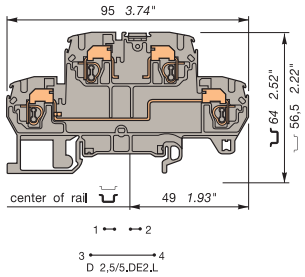

Empty unit components (4 mm max.)
Internal connections soldered, external by springs.

Color	Type	Part number
Upper circuit open		
Grey	**D 2,5/5.DE2.L**	1SNA **290 186** R**22**00

Characteristics

Wire size

	IEC NFC DIN	UL/CSA
Rigid	0,12-4 * mm²	26-12 AWG
Flexible	0,12-2,5 mm²	26-12 AWG
With isolated ferrule	0,5-2,5 mm²	

Voltage		
Rated (2)	500 V	300 V
Impulse withstand		
Pollution degree		
Current		
Rated (2)	20 A	20 A
Wire size		
Rated / Gauge	2,5 mm² / A2	12 AWG

Wire stripping length	Recommended screwdriver	Weight	Protection
9,5 mm	3,5 mm	15 g	IP 20
.37 "	*.14"*	*.53 oz*	*NEMA 1*

D 2,5/5.DL...

Spacing 5 mm +0,05 *.198"*

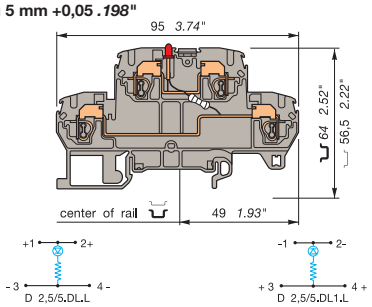

Terminal blocks equipped with a non-protected LED 24 V.

Color	Type	Part number
+ on the upper circuit		
Grey/LED red	**D 2,5/5.DL.L**	1SNA **290 166** R**05**00
+ on the lower circuit		
Grey/LED red	**D 2,5/5.DL1.L**	1SNA **290 167** R**06**00

Characteristics

Wire size

	IEC NFC DIN	UL/CSA
Rigid	0,12-4 * mm²	26-12 AWG
Flexible	0,12-2,5 mm²	26-12 AWG
With isolated ferrule	0,5-2,5 mm²	

Voltage		
Rated	500 V	300 V
Impulse withstand		
Pollution degree		
Current		
Rated	20 A	20 A
Wire size		
Rated/gauge	2,5 mm² / A2	12 AWG

Wire stripping length	Recommended screwdriver	Weight	Protection
9,5 mm	3,5 mm	15 g	IP 20
.37 "	*.14"*	*.53 oz*	*NEMA 1*

Accessories

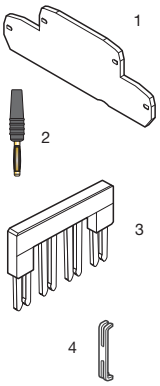

			Type			Part number	Type			Part number
1	End section	grey	FED5.D.L		th. 2,5 mm	1SNA **291 441** R**26**00	FED5.D.L		th. 2,5 mm	1SNA **291 441** R**26**00
2	Test plug	black	FC2.MC		DIA. 2,0 mm	1SNA **107 239** R**03**00	FC2.MC		DIA. 2,0 mm	1SNA **107 239** R**03**00
3	Jumper bar IP20 - 24 A	orange	BJDL5.2	(1)	2 poles	1SNA **291 102** R**23**00	BJDL5.2	(1)	2 poles	1SNA **291 102** R**23**00
			BJDL5.3	(1)	3 poles	1SNA **291 103** R**24**00	BJDL5.3	(1)	3 poles	1SNA **291 103** R**24**00
			BJDL5.4	(1)	4 poles	1SNA **291 104** R**25**00	BJDL5.4	(1)	4 poles	1SNA **291 104** R**25**00
			BJDL5.5	(1)	5 poles	1SNA **291 105** R**26**00	BJDL5.5	(1)	5 poles	1SNA **291 105** R**26**00
			BJDL5.6	(1)	6 poles	1SNA **291 106** R**27**00	BJDL5.6	(1)	6 poles	1SNA **291 106** R**27**00
			BJDL5.7	(1)	7 poles	1SNA **291 107** R**20**00	BJDL5.7	(1)	7 poles	1SNA **291 107** R**20**00
			BJDL5.8	(1)	8 poles	1SNA **291 108** R**01**00	BJDL5.8	(1)	8 poles	1SNA **291 108** R**01**00
			BJDL5.9	(1)	9 poles	1SNA **291 109** R**02**00	BJDL5.9	(1)	9 poles	1SNA **291 109** R**02**00
			BJDL5.10	(1)	10 poles	1SNA **291 110** R**26**00	BJDL5.10	(1)	10 poles	1SNA **291 110** R**26**00
4	Vertical jumper bar		ITVE.L			1SNA **291 349** R**11**00				

Mounting of the vertical jumper bar between decks (**ITVE.L** Item 4)

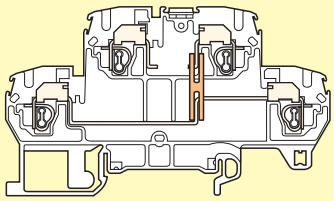

R	See section on markers marking method	On top:	RC 510	or RPC	On top:	RC 510	or RPC
		On sides:	RC 55		On sides:	RC 55	

(1) These accessories can be used on the lower connection only.
(2) The use of some components may decrease the block's voltage or current ratings.

Spring connection terminal blocks

component-holder terminal blocks with LED double deck

DIN 3



End stop		th. 9 mm	**BADL**	1SNA **399 903** R02**00**
End stop		th. 10 mm	**BAM2**	1SNA **399 967** R01**00**
End stop		th. 12 mm	**BADH**	1SNA **116 900** R27**00**
End stop		th. 9,1 mm	**BAMH**	1SNA **114 836** R00**00**
End stop		th. 9,1 mm	**BAMH**	1SNA **194 836** R01**00**
Rail		35 x 7,5 x 1	**PR3.Z2**	1SNA **174 300** R17**00**
Rail		35 x 15 x 2,3	**PR4**	1SNA **168 500** R12**00**
Rail		35 x 15 x 1,5	**PR5**	1SNA **168 700** R22**00**

Other end stops, rails and accessories : see section on accessories.

Notes

The use of some accessories may decrease the block's voltage rating.For more information, consult us.

One wire per spring.

** Entrelec spring connection terminal blocks comply with IEC 947-1 standard for 2.5 mm² rated wire size. Never the less, our spring terminal blocks can be connected to 4 mm² rigid wires.*

D 2,5/5.DE...

Spacing 5 mm +0,05 .198"

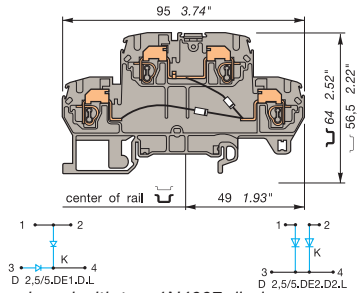

Blocks equipped with two 1N4007 diodes (1000 V peak - 250 V rating - 1 A) negative common.

Color	Type	Part number
Grey body		
1 negative output	**D 2,5/5.DE1.D.L**	1SNA **290 182** R26**00**
2 negative outputs	**D 2,5/5.DE2.D2.L**	1SNA **290 188** R04**00**

Characteristics

Wire size	IEC NFC DIN	UL/CSA
Rigid	0,12-4 * mm²	26-12 AWG
Flexible	0,12-2,5 mm²	26-12 AWG
With isolated ferrule	0,5-2,5 mm²	

Voltage		
Rated	500 V	300 V
Impulse withstand		
Pollution degree		

Current		
Rated	20 A	20 A

Wire size		
Rated / Gauge	2,5 mm² / A2	12 AWG

Wire stripping length	Recommended screwdriver	Weight	Protection
9,5 mm	3,5 mm	15 g	IP 20
.37 "	.14"	.53 oz	NEMA 1

D 2,5/5.DD...

Spacing 5 mm +0,05 .198"

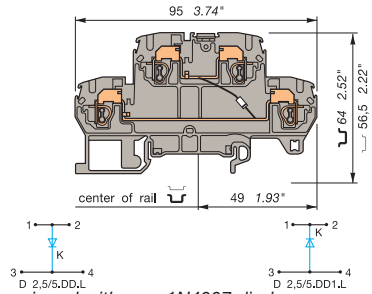

Blocks equipped with one 1N4007 diode (1000 V peak - 250 V rating - 1 A).

Color	Type	Part number
Grey body		
- cathode (K) of the blocking diode connected on the lower circuit:	**D 2,5/5.DD.L**	1SNA **290 164** R03**00**
- cathode (K) of the blocking diode connected on the upper circuit:	**D 2,5/5.DD1.L**	1SNA **290 165** R04**00**

Characteristics

Wire size	IEC NFC DIN	UL/CSA
Rigid	0,12-4 * mm²	26-12 AWG
Flexible	0,12-2,5 mm²	26-12 AWG
With isolated ferrule	0,5-2,5 mm²	

Voltage		
Rated	500 V	300 V
Impulse withstand		
Pollution degree		

Current		
Rated	20 A	20 A

Wire size		
Rated/gauge	2,5 mm² / A2	12 AWG

Wire stripping length	Recommended screwdriver	Weight	Protection
9,5 mm	3,5 mm	15 g	IP 20
.37 "	.14"	.53 oz	NEMA 1

Accessories

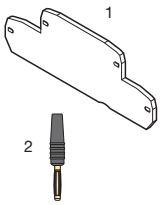

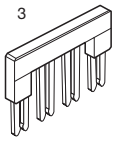

			Type			Part number
1	End section	grey	FED5.D.L		th. 2,5 mm	1SNA **291 441** R26**00**
2	Test plug	black	FC2.MC		DIA. 2,0 mm	1SNA **107 239** R03**00**
3	Jumper bar IP20 - 24 A	orange	BJDL5.2	(1)	2 poles	1SNA **291 102** R23**00**
			BJDL5.3	(1)	3 poles	1SNA **291 103** R24**00**
			BJDL5.4	(1)	4 poles	1SNA **291 104** R25**00**
			BJDL5.5	(1)	5 poles	1SNA **291 105** R26**00**
			BJDL5.6	(1)	6 poles	1SNA **291 106** R27**00**
			BJDL5.7	(1)	7 poles	1SNA **291 107** R20**00**
			BJDL5.8	(1)	8 poles	1SNA **291 108** R01**00**
			BJDL5.9	(1)	9 poles	1SNA **291 109** R02**00**
			BJDL5.10	(1)	10 poles	1SNA **291 110** R26**00**

R

R See section on markers marking method

On top:	RC 510	or	RPC
On sides:	RC 55		

(1) These accessories can be used only on:
- upper deck for D 2,5/5.DE1.D.L
- lower deck for D 2,5/5.DE2.D2.L.

			Type			Part number
			FED5.D.L		th. 2,5 mm	1SNA **291 441** R26**00**
			FC2.MC		DIA. 2,0 mm	1SNA **107 239** R03**00**
			BJDL5.2		2 poles	1SNA **291 102** R23**00**
			BJDL5.3		3 poles	1SNA **291 103** R24**00**
			BJDL5.4		4 poles	1SNA **291 104** R25**00**
			BJDL5.5		5 poles	1SNA **291 105** R26**00**
			BJDL5.6		6 poles	1SNA **291 106** R27**00**
			BJDL5.7		7 poles	1SNA **291 107** R20**00**
			BJDL5.8		8 poles	1SNA **291 108** R01**00**
			BJDL5.9		9 poles	1SNA **291 109** R02**00**
			BJDL5.10		10 poles	1SNA **291 110** R26**00**

On top:	RC 510	or	RPC
On sides:	RC 55		

SPRING MINI BLOCKS

With an overall width of 33 mm, the mini blocks offer 2 connections with a 5 mm spacing and 4 connections with a 10 mm spacing.

Mounting on sections DIN 3

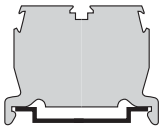

Mounting on sections DIN 2

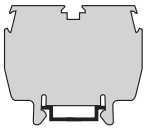

Optimal connection capacity

2.5 mm² (14 AWG) with an insulated ferrule, in 5 mm spacing.

Mini blocks designed for interconnection :

Entrelec Mini blocks all have built-in interconnection facilities, so the connection terminals are reserved for connecting conductors.

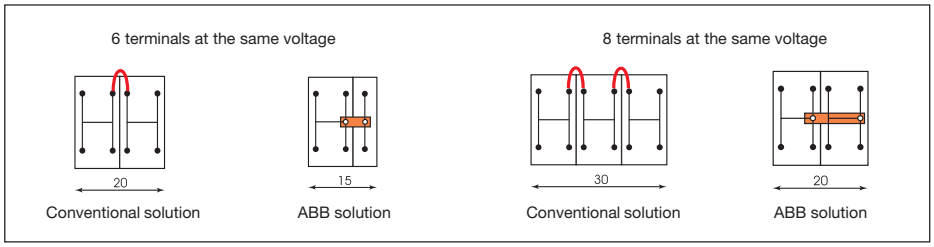

Numerous marking options.

- on the top of the blocks a marking car (up to 4 characters)
- an additional marking card (up to 4 characters) on each side of the blocks, to comply with specific requirements.

MINI BLOCKS MOUNTING AND ACCESSORIES

Mounting on section DIN 3

DS 2,5/5.2L or DS 2,5/10.4L

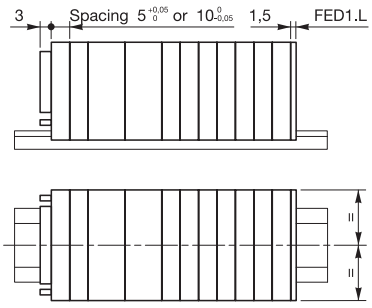

Rail mounted DIN2

DR 2,5/5.2L or DR 2,5/10.4L

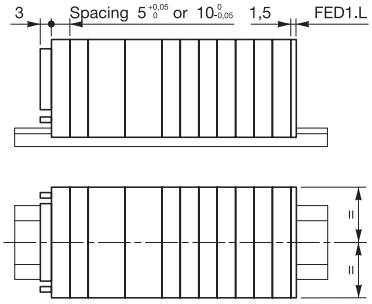

Panel mounted:

With flange:
DB 2,5/5.2L
or DB 2,5/10.4L

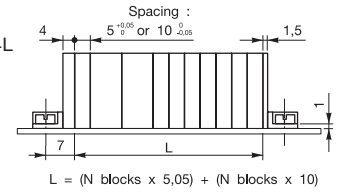

L = (N blocks x 5,05) + (N blocks x 10)

Drilling

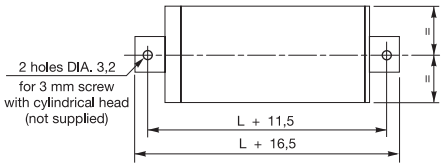

ETRES1

User stickers

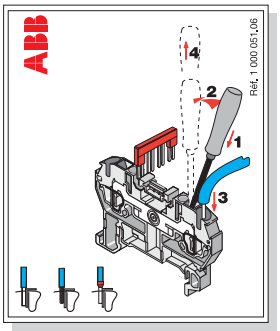

ETRES1 1SNB **000 051** R**06**00

* For 10 mm blocks, mount a DH block every 4 blocks.
* For 5 mm blocks, mount a DH block every 8 blocks.

Clip-on: DH 2,5/5.2L or DH 2,5/10.4L

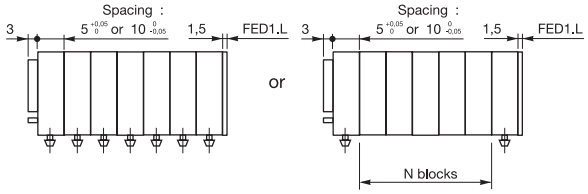

N blocks = 8 blocks max with 5 mm spacing
4 blocks max with 10 mm spacing

Drilling
(panel thickness 0,6 to 1,2 mm
.024" to .047" inches)

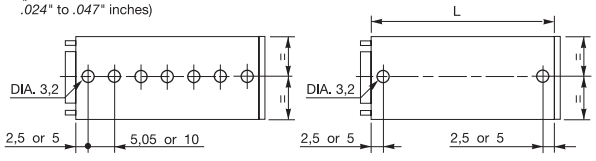

L = (N blocks x 5,05) + (N blocks x 10)

Mini blocks spring connection

Standard

DIN 3

Mounting on section DIN3
DS 2,5/5.2L or DS 2,5/10.4L

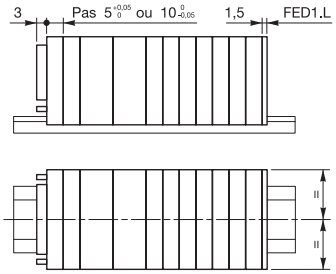

End stop		th. 9 mm	**BADL**	1SNA **399 903** R02**00**
End stop		th. 10 mm	**BAM2**	1SNA **399 967** R01**00**
Rail		35 x 7,5 x 1	**PR3.Z2**	1SNA **174 300** R17**00**
Rail		35 x 15 x 2,3	**PR4**	1SNA **168 500** R12**00**
Rail		35 x 15 x 1,5	**PR5**	1SNA **168 700** R22**00**

Other end stops, rails and accessories : see section on accessories.

Notes

The use of some accessories may decrease the block's voltage rating.For more information, consult us.

One wire per spring.

* **entrelec**® *spring connection terminal blocks comply with IEC 947-1 standard for 2.5 mm² rated wire size. Never the less, our spring terminal blocks can be connected to 4 mm² rigid wires.*

DS 2,5/5.2L

Spacing 5 mm +0,05 *.198"*

2 springs
Mini blocks.

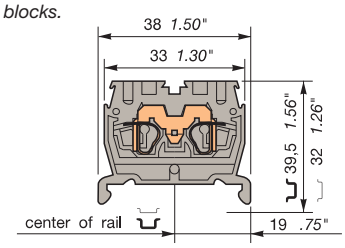

Color		Type	Part number
Grey		**DS 2,5/5.2L**	1SNA **290 221** R04**00**
Orange		**DS 2,5/5.2L**	1SNA **290 222** R05**00**
Blue		**DS 2,5/5.N.2L**	1SNA **290 223** R06**00**

Characteristics

Wire size

	IEC NFC DIN	UL/CSA
Rigid	0,12-4 * mm²	26-12 AWG
Flexible	0,12-2,5 mm²	26-12 AWG
With isolated ferrule	0,5-2,5 mm²	

Voltage

Rated	800 V	600 V
Impulse withstand	8 kV	
Pollution degree	3	

Current

Rated	24 A	15 A

Wire size

Rated / Gauge	2,5 mm² / A2	12 AWG

Wire stripping length	Recommended screwdriver	Weight	Protection
9,5 mm	3,5 mm	4 g	IP 20
.37"	.14"	.14 oz	NEMA 1

DS 2,5/10.4L

Spacing 10 mm -0,05 *.394"*

4 springs
Mini blocks.

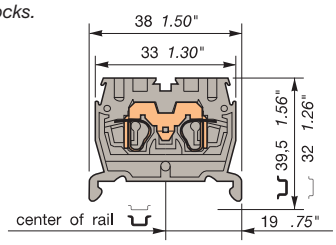

Color		Type	Part number
Grey		**DS 2,5/10.4L**	1SNA **290 231** R06**00**
Orange		**DS 2,5/10.4L**	1SNA **290 232** R07**00**
Blue		**DS 2,5/10.N.4L**	1SNA **290 233** R00**00**

Characteristics

Wire size

	IEC NFC DIN	UL/CSA
Rigid	0,12-4 * mm²	26-12 AWG
Flexible	0,12-2,5 mm²	26-12 AWG
With isolated ferrule	0,5-2,5 mm²	

Voltage

Rated	800 V	600 V
Impulse withstand	8 kV	
Pollution degree	3	

Current

Rated	24 A	15 A

Wire size

Rated/gauge	2,5 mm² / A2	12 AWG

Wire stripping length	Recommended screwdriver	Weight	Protection
9,5 mm	3,5 mm	7 g	IP 20
.37"	.14"	.25 oz	NEMA 1

Accessories

		Type		Part number	Type		Part number
1	End section grey	FED1.L	th. 1,5 mm	1SNA **291 301** R02**00**	FED1.L	th. 1,5 mm	1SNA **291 301** R02**00**
	orange	FED1.L	th. 1,5 mm	1SNA **291 302** R03**00**	FED1.L	th. 1,5 mm	1SNA **291 302** R03**00**
2	separator grey	FED2.L	th. 4,0 mm	1SNA **291 311** R23**00**	FED2.L	th. 4,0 mm	1SNA **291 311** R23**00**
	orange	FED2.L	th. 4,0 mm	1SNA **291 312** R24**00**	FED2.L	th. 4,0 mm	1SNA **291 312** R24**00**
3	Jumper bar orange IP 20 - 24 A	BJDL5.2	2 poles	1SNA **291 102** R23**00**			
		BJDL5.3	3 poles	1SNA **291 103** R24**00**			
		BJDL5.4	4 poles	1SNA **291 104** R25**00**			
		BJDL5.5	5 poles	1SNA **291 105** R26**00**			
		BJDL5.6	6 poles	1SNA **291 106** R27**00**			
		BJDL5.7	7 poles	1SNA **291 107** R20**00**			
		BJDL5.8	8 poles	1SNA **291 108** R01**00**			
		BJDL5.9	9 poles	1SNA **291 109** R02**00**			
		BJDL5.10	10 poles	1SNA **291 110** R26**00**			
4	Jumper bar orange IP 20 - 24 A				BJDL10.2	2 poles	1SNA **291 322** R26**00**
					BJDL10.3	3 poles	1SNA **291 323** R27**00**
					BJDL10.4	4 poles	1SNA **291 324** R20**00**
					BJDL10.5	5 poles	1SNA **291 325** R21**00**

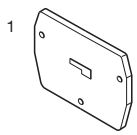

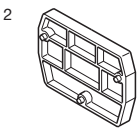

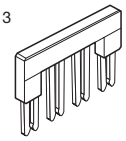

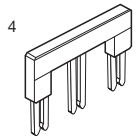

See section : mounting and accessories

See section : mounting and accessories

R **R** See section on markers marking method

On top:	RC 55	On top:	RC 55
On sides:	RC 55	On sides:	RC 55

Miniblocks spring connection

DIN 2

refer to the section "Special Applications" for part numbers and characteristics.

End stop	⌣	th. 6,5 mm	**BADRL**	1SNA **199 420** R**2100**
Rail	⌣	15 x 5 x 1	**PR2**	1SNA **164 600** R**1200**

Other end stops, rails and accessories : see section on accessories.

Notes

The use of some accessories may decrease the block's voltage rating.For more information, consult us.

One wire per spring.

** Entrelec spring connection terminal blocks comply with IEC 947-1 standard for 2.5 mm² rated wire size. Never the less, our spring terminal blocks can be connected to 4 mm² rigid wires.*

DR 2,5/5.2L

Spacing 5 mm +0,05 *.198"*

2 springs Miniblocks.



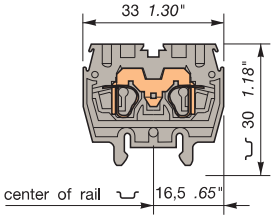

Color		Type	Part number
2 springs Miniblocks			
Grey	□	**DR 2,5/5.2L**	1SNA **290 201** R**1100**
Orange	□	**DR 2,5/5.2L**	1SNA **290 202** R**1200**
Blue	□	**DR 2,5/5.N.2L**	1SNA **290 203** R**1300**

Characteristics

Wire size

	IEC NFC DIN	UL/CSA
Rigid	0,12-4 * mm²	26-12 AWG
Flexible	0,12-2,5 mm²	26-12 AWG
With isolated ferrule	0,5-2,5 mm²	

Voltage

Rated	800 V	600 V
Impulse withstand	8 kV	
Pollution degree	3	

Current

Rated	24 A	15 A

Wire size

Rated / Gauge	2,5 mm² / A2		12 AWG
Wire stripping length	Recommended screwdriver	Weight	Protection
9,5 mm	3,5 mm	4 g	IP 20
.37"	*.14"*	*.14 oz*	*NEMA 1*

DR 2,5/10.4L

Spacing 10 mm -0,05 *.394"*

4 springs Miniblocks.

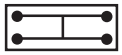

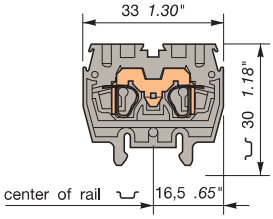

Color		Type	Part number
4 springs Miniblocks			
Grey	□	**DR 2,5/10.4L**	1SNA **290 211** R**0200**
Orange	□	**DR 2,5/10.4L**	1SNA **290 212** R**0300**
Blue	□	**DR 2,5/10.N.4L**	1SNA **290 213** R**0400**

Characteristics

Wire size

	IEC NFC DIN	UL/CSA
Rigid	0,12-4 * mm²	26-12 AWG
Flexible	0,12-2,5 mm²	26-12 AWG
With isolated ferrule	0,5-2,5 mm²	

Voltage

Rated	800 V	600 V
Impulse withstand	8 kV	
Pollution degree	3	

Current

Rated	24 A	15 A

Wire size

Rated/gauge	2,5 mm² / A2		12 AWG
Wire stripping length	Recommended screwdriver	Weight	Protection
9,5 mm	3,5 mm	7 g	IP 20
.37"	*.14"*	*.25 oz*	*NEMA 1*

Accessories

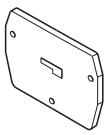

1 End section — grey

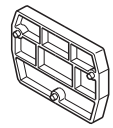

2 Separator — grey

3 Jumper bar IP 20 - 24 A — orange

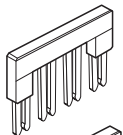

4 Jumper bar IP 20 - 24 A — orange

R See section on markers marking method

Type		Part number
FED1.L	th. 1,5 mm	1SNA **291 301** R**0200**
FED1.L	th. 1,5 mm	1SNA **291 302** R**0300**
FED2.L	th. 4,0 mm	1SNA **291 311** R**2300**
FED2.L	th. 4,0 mm	1SNA **291 312** R**2400**
BJDL5.2	2 poles	1SNA **291 102** R**2300**
BJDL5.3	3 poles	1SNA **291 103** R**2400**
BJDL5.4	4 poles	1SNA **291 104** R**2500**
BJDL5.5	5 poles	1SNA **291 105** R**2600**
BJDL5.6	6 poles	1SNA **291 106** R**2700**
BJDL5.7	7 poles	1SNA **291 107** R**2000**
BJDL5.8	8 poles	1SNA **291 108** R**0100**
BJDL5.9	9 poles	1SNA **291 109** R**0200**
BJDL5.10	10 poles	1SNA **291 110** R**2600**

See section: Mounting and accessories

On top:	RC 55
On sides:	RC 55

Type		Part number
FED1.L	th. 1,5 mm	1SNA **291 301** R**0200**
FED1.L	th. 1,5 mm	1SNA **291 302** R**0300**
FED2.L	th. 4,0 mm	1SNA **291 311** R**2300**
FED2.L	th. 4,0 mm	1SNA **291 312** R**2400**
BJDL10.2	2 poles	1SNA **291 322** R**2600**
BJDL10.3	3 poles	1SNA **291 323** R**2700**
BJDL10.4	4 poles	1SNA **291 324** R**2000**
BJDL10.5	5 poles	1SNA **291 325** R**2100**

See section: Mounting and accessories

On top:	RC 55
On sides:	RC 55

Miniblocks spring connection

ground terminal blocks not electrically connected to the mounting rail

DIN 2

** Entrelec spring connection terminal blocks comply with IEC 947-1 standard for 2.5 mm² rated wire size. Never the less, our spring terminal blocks can be connected to 4 mm² rigid wires.*

Other accessories of this terminal blocks: See pages of same size standard blocks.

refer to the section "Special Applications" for part numbers and characteristics.

DR 2,5/10.P.4L

Spacing 10 mm -0,05 .394"

Miniblock with 4 springs.

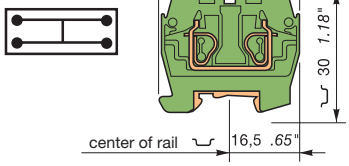

Type	Part number
Miniblocks with 4 springs	
Green body / Yellow marking	
DR 2,5/10.P.4L	1SNA **290 219** R**1**200

Characteristics

		IEC NFC DIN	UL/CSA
Wire size	Rigid	0,12-4 * mm²	26-12 AWG
	Flexible	0,12-2,5 mm²	26-12 AWG
Rated current short-circuit		300 A / 1s.	
Rated wire size nominal / gauge		2,5 mm² / A2	12 AWG

Other characteristics

Wire strip. length	Recomm. screwdriver	Weight	Protection
9,5 mm	3,5 mm	8 g	IP 20
.37"	*.14"*	*.28 oz*	*NEMA 1*

Approvals

c UL us — CE

Accessories

			Type		Part number
1	End section	grey	FED1.L	th. 1,5 mm	1SNA **291 301** R**02**00
		orange	FED1.L	th. 1,5 mm	1SNA **291 302** R**03**00
R	See section on markers	mode	RC55		

Miniblocks spring connection

Base mount with flanges

B 10

refer to the section "Special Applications" for part numbers and characteristics.

For drilling pattern see page: assembly and accessories.

Notes

The use of some accessories may decrease the block's voltage rating. For more information, consult us.

One wire per spring.

** Entrelec spring connection terminal blocks comply with IEC 947-1 standard for 2.5 mm² rated wire size. Never the less, our spring terminal blocks can be connected to 4 mm² rigid wires.*

DB 2,5/5.2L

Spacing 5 mm + 0,05 .198"

Miniblock with 2 springs.



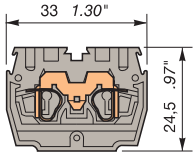

Color		Type	Part number
Miniblocks with 2 springs			
Grey		**DB 2,5/5.2L**	1SNA **290 241** R**1**000
Orange		**DB 2,5/5.2L**	1SNA **290 242** R**1**100
Blue		**DB 2,5/5.N.2L**	1SNA **290 243** R**1**200

Characteristics

Wire size	IEC NFC DIN	UL/CSA
Rigid	0,12-4 * mm²	26-12 AWG
Flexible	0,12-2,5 mm²	26-12 AWG
With isolated ferrule	0,5-2,5 mm²	

Voltage		
Rated	800 V	600 V
Impulse withstand	8 kV	
Pollutiond degree	3	

Current		
Rated	24 A	15 A

Wire size			
Rated / Gauge	2,5 mm² / A2		12 AWG
Wire stripping length	Recommended screwdriver	Weight	Protection
9,5 mm	3,5 mm	4 g	IP 20
.37"	.14"	.14 oz	NEMA 1

DB 2,5/10.4L

Spacing 10 mm - 0,05 .394"

Miniblock with 4 springs.

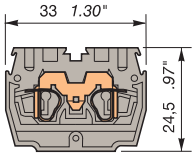

Color		Type	Part number
Miniblocks with 4 springs			
Grey		**DB 2,5/10.4L**	1SNA **290 251** R**12**00
Orange		**DB 2,5/10.4L**	1SNA **290 252** R**13**00
Blue		**DB 2,5/10.N.4L**	1SNA **290 253** R**14**00

Characteristics

Wire size	IEC NFC DIN	UL/CSA
Rigid	0,12-4 * mm²	26-12 AWG
Flexible	0,12-2,5 mm²	26-12 AWG
With isolated ferrule	0,5-2,5 mm²	

Voltage		
Rated	800 V	600 V
Impulse withstand	8 kV	
Pollution degree	3	

Current		
Rated	24 A	15 A

Wire size			
Rated/gauge	2,5 mm² / A2		12 AWG
Wire stripping length	Recommended screwdriver	Weight	Protection
9,5 mm	3,5 mm	7 g	IP 20
.37"	.14"	.25 oz	NEMA 1

Accessories

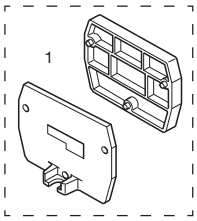

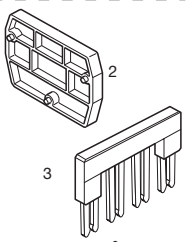

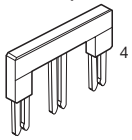

			Type		Part number
1	End section	grey	FEDB.L		1SNA **290 281** R**01**00
		orange	FEDB.L		1SNA **290 282** R**02**00
2	Separator	grey	FED2.L	th. 4,0 mm	1SNA **291 311** R**23**00
		orange	FED2.L	th. 4,0 mm	1SNA **291 312** R**24**00
3	Jumper bar IP 20 - 24 A	orange	BJDL5.2	2 poles	1SNA **291 102** R**23**00
			BJDL5.3	3 poles	1SNA **291 103** R**24**00
			BJDL5.4	4 poles	1SNA **291 104** R**25**00
			BJDL5.5	5 poles	1SNA **291 105** R**26**00
			BJDL5.6	6 poles	1SNA **291 106** R**27**00
			BJDL5.7	7 poles	1SNA **291 107** R**20**00
			BJDL5.8	8 poles	1SNA **291 108** R**01**00
			BJDL5.9	9 poles	1SNA **291 109** R**02**00
			BJDL5.10	10 poles	1SNA **291 110** R**26**00
4	Jumper bar IP 20 - 24 A	orange	BJDL10.2	2 poles	1SNA **291 322** R**26**00
			BJDL10.3	3 poles	1SNA **291 323** R**27**00
			BJDL10.4	4 poles	1SNA **291 324** R**20**00
			BJDL10.5	5 poles	1SNA **291 325** R**21**00
R	See section on markers marking method		On top	RC 55	
			On side	RC 55	

See page: assembly and accessories

See page: assembly and accessories

Miniblocks spring connection

Base mount with snap in mounting foot

For panel with 0,6 to 1,2 mm thickness.
For drilling pattern see page: assembly and accessories.

Notes

The use of some accessories may decrease the block's voltage rating. For more information, consult us.

One wire per spring.

** Entrelec spring connection terminal blocks comply with IEC 947-1 standard for 2.5 mm² rated wire size. Never the less, our spring terminal blocks can be connected to 4 mm² rigid wires.*

DH 2,5/5.2L

Spacing 5 mm + 0,05 *.198"*

Miniblock with 2 springs.



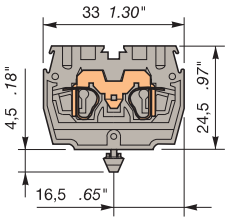

Color		Type	Part number
Miniblocks with 2 springs			
Grey		**DH 2,5/5.2L**	1SNA **290 261** R**1400**
Orange		**DH 2,5/5.2L**	1SNA **290 262** R**1500**
Blue		**DH 2,5/5.N.2L**	1SNA **290 263** R**1600**

Characteristics

Wire size

	IEC NFC DIN	UL/CSA
Rigid	0,12-4 * mm²	26-12 AWG
Flexible	0,12-2,5 mm²	26-12 AWG
With isolated ferrule	0,5-2,5 mm²	

Voltage		
Rated	800 V	600 V
Impulse withstand	8 kV	
Pollutiond degree	3	
Current		
Rated	24 A	15 A
Wire size		
Rated / Gauge	2,5 mm² / A2	12 AWG

Wire stripping length	Recommended screwdriver	Weight	Protection
9,5 mm	3,5 mm	4 g	IP 20
.37"	*.14"*	*.14 oz*	*NEMA 1*

DH 2,5/10.4L

Spacing 10 mm - 0,05 *.394"*

Miniblock with 4 springs.

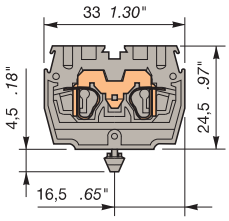

Color		Type	Part number
Miniblocks with 4 springs			
Grey		**DH 2,5/10.4L**	1SNA **290 271** R**1600**
Orange		**DH 2,5/10.4L**	1SNA **290 272** R**1700**
Blue		**DH 2,5/10.N.4L**	1SNA **290 273** R**1000**

Characteristics

Wire size

	IEC NFC DIN	UL/CSA
Rigid	0,12-4 * mm²	26-12 AWG
Flexible	0,12-2,5 mm²	26-12 AWG
With isolated ferrule	0,5-2,5 mm²	

Voltage		
Rated	800 V	600 V
Impulse withstand	8 kV	
Pollution degree	3	
Current		
Rated	24 A	15 A
Wire size		
Rated/gauge	2,5 mm² / A2	12 AWG

Wire stripping length	Recommended screwdriver	Weight	Protection
9,5 mm	3,5 mm	7 g	IP 20
.37"	*.14"*	*.25 oz*	*NEMA 1*

Accessories

			Type		Part number
1	**1** End section	grey	FED1.L	th. 1,5 mm	1SNA **291 301** R**0200**
		orange	FED1.L	th. 1,5 mm	1SNA **291 302** R**0300**
2	**2** Separator	grey	FED2.L	th. 4,0 mm	1SNA **291 311** R**2300**
		orange	FED2.L	th. 4,0 mm	1SNA **291 312** R**2400**
3	**3** Jumper bar IP 20 - 24 A	orange	BJDL5.2	2 poles	1SNA **291 102** R**2300**
			BJDL5.3	3 poles	1SNA **291 103** R**2400**
			BJDL5.4	4 poles	1SNA **291 104** R**2500**
			BJDL5.5	5 poles	1SNA **291 105** R**2600**
			BJDL5.6	6 poles	1SNA **291 106** R**2700**
			BJDL5.7	7 poles	1SNA **291 107** R**2000**
			BJDL5.8	8 poles	1SNA **291 108** R**0100**
			BJDL5.9	9 poles	1SNA **291 109** R**0200**
			BJDL5.10	10 poles	1SNA **291 110** R**2600**
4	**4** Jumper bar IP 20 - 24 A	orange			

			Type		Part number
1	**1** End section	grey	FED1.L	th. 1,5 mm	1SNA **291 301** R**0200**
		orange	FED1.L	th. 1,5 mm	1SNA **291 302** R**0300**
2	**2** Separator	grey	FED2.L	th. 4,0 mm	1SNA **291 311** R**2300**
		orange	FED2.L	th. 4,0 mm	1SNA **291 312** R**2400**
4	**4** Jumper bar IP 20 - 24 A	orange	BJDL10.2	2 poles	1SNA **291 322** R**2600**
			BJDL10.3	3 poles	1SNA **291 323** R**2700**
			BJDL10.4	4 poles	1SNA **291 324** R**2000**
			BJDL10.5	5 poles	1SNA **291 325** R**2100**

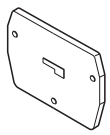

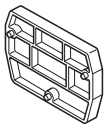

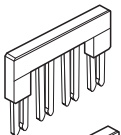

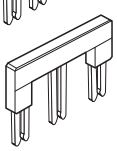

See page: Assembly and accessories

See page: Assembly and accessories

R **R** See section on markers marking method

On top:	RC 55	On top:	RC 55
On sides:	RC 55	On sides:	RC 55

Terminal blocks

C - ADO System®

Summary

1. ADO - Screw clamp connection

Feed-through terminal blocks
Standard blocks 190
Double deck blocks 197

Terminal blocks for neutral circuits 202

Ground terminal blocks
Electrically connected to the mounting rail 203

Heavy duty switch terminal blocks
With blades 204
With plug and AUTO fuses 207

Switch fuse holder terminal blocks
For AUTO fuses or 5 x 20 and 5 x 25 mm fuses 210

Neutral switch terminal blocks 215

Terminal blocks for safety connection 217

ADO - Screw clamp miniblocks 218
Miniblocks for DIN3 rail 219
Miniblocks for DIN2 rail 222
Miniblocks for base mounting with flanges 225
Miniblocks for base mounting with snap in foot 227

Ground miniblocks
Electrically connected to the DIN3 mounting rail 221
Electrically connected to the DIN2 mounting rail 224

2. ADO - ADO connection

Feed-through terminal blocks
Standard blocks 230
Double deck blocks 237

Terminal blocks for sensor / actuators 240

Terminal blocks for neutral circuits 243

Ground terminal blocks
Electrically connected to the mounting rail 245

Heavy duty switch terminal blocks
With blades 246
With plug and AUTO fuses 249

Switch fuse holder terminal blocks
For AUTO fuses or 5 x 20 and 5 x 25 mm fuses 253

Neutral switch terminal blocks 255

Component holder terminal blocks 257

ADO - ADO miniblocks 258
Miniblocks for DIN3 rail 259
Miniblocks for DIN2 rail 262
Miniblocks for base mounting with flanges 265
Miniblocks for base mounting with snap in foot 267

Ground miniblocks
Electrically connected to the DIN3 mounting rail 261
Electrically connected to the DIN2 mounting rail 264

3. ADO connection tools **269**

ADO SYSTEM® TERMINAL BLOCKS
TECHNICAL SPECIFICATIONS

Labelling

Blocks can be identified using **pre-printed or made-to-measure markers, in the form of tapes, which can be put into place both easily and rapidly.**
Marking ink resists **chemical** (solvents, corrosives) and **mechanical** (abrasion, friction) **attack.**

Multi-function channels

With the **central** multifunction channel **test plugs, jumper bars** (screwed or screw-less), alternated jumper bars and labelling systems, etc. can be put in place.

Terminal bars

The **copper alloy** terminal bar provides **maximum mechanical resistance** and **high electrical conductivity.**

The Choice

Today ABB offers the most **complete range on the market**.
- The widest range (over 250 references).
- The widest range of connection sizes (0.22 to 4mm²).
- The largest number of compatible conductors (>400).

Side channel for inserting the ADO System® tool and putting test blocks and screw-less connector strips in place.

The ADO System®

As connections are self-stripping, **the conductor requires no prior preparation.**
- Corrosion proof:
All contact materials are in copper (grip + conductor core).



ADO System® terminal blocks are also available in a **mixed ADO System® and screw-clamp version**, offering the choice between all the advantages of the ADO System® connection and use with standard screw connections.

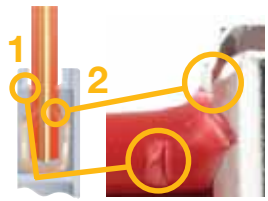

- **Vibration proof:** double holding system, (insulator body (1) + grip (2).
- **Total reliability:** a highly resilient grip (that always works within its limits of resilience).

Locking pin

- Simple and rapid to use for locking up to ten blocks in position at a time (1).
- Improved storage (2).
- Does not prevent individual blocks from being removed (3).
- Eliminates any risk of mistake during assembly.

Contrary to terminal blocks that use other types of IDC connections, ADO System® blocks provide total security when used with the special connecting tool.
The quality of all connections is constant and does not depend on variations in operator performance.

Insulating material

Insulating material is in polyamide and contains no asbestos, cadmium, phosphor or halogen elements.
Manufactured to the **highest standards** (thermal resistance from –40 to +110°C) and with their **self-extinguishing** capacities they **comply with European directives**.
Also available in a wide variety of colours.

1

2

3

ADO System® CONNECTION TECHNOLOGY

ADO System® technology combines rapid connection with total safety. It is particularly recommended for use in the most difficult environments

The Principle

A non-prepared conductor is pushed into the grip using a special tool.
The 2 cone-shaped guides ensure that **the conductor is perfectly centred** and that the **insulating sheath is cut with 2 notches for exposing the conductor's copper core.**
Pushed in by the tool, the conductor moves forward between the 2 parallel guides that make the electrical contact.

Safety / Reliability

With the ADO System® tool all connections are first-class and are not subject to variations in operator performance.
The insulation displacement technique **eliminates all risks related to preparing conductors** and helps to make connections liquid tight as only the surface needed for the connection is stripped.
All contact materials are in copper (grip + conductor core) so the ADO System® is **highly corrosion resistant.**

Particularities

With the ADO System® connection **two conductors of the same type and gauge can be connected.**

The connecting tool is available in the following versions:
- **Semi-automatic (1)** (designed for use in workshops and suitable for use in electrical cabinets).
- **Pneumatic (2)** (designed for production cabling and recommended for use on workbenches.)
- **Hand (3)** (suitable for maintenance and repair work).

It also **resists extremely well to vibration.**
The C-shaped grip always works within its limits of resilience.
Therefore, **contact pressure remains constant**, no matter whether one or two conductors are inserted.

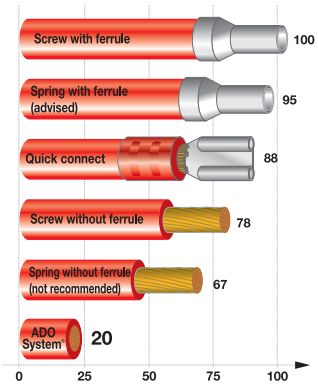

Rapidity

ADO System® offers high-speed wire connection (the fastest on the market).
No preparation is required for conductors.

The tool cannot be removed from the terminal block until the operation has been completed correctly.
Unlike traditional insulation displacement systems, the ADO System® special tool provides total safety.

Terminal blocks Insulation displacement

ADO - Screw clamp

DIN3

ADO side
0,22 - 1 mm²
24 - 18 AWG

Screw side
0,2 - 2,5 mm²
22 - 12 AWG



refer to the section "Special Applications" for part numbers and characteristics.

End stop		th. 9 mm	**BADL**	1SNA **399 903** R02**00**
End stop		th. 10 mm	**BAM2**	1SNA **399 967** R01**00**
Rail		35 x 7,5 x 1	**PR3.Z2**	1SNA **174 300** R17**00**
Rail		35 x 15 x 2,3	**PR4**	1SNA **168 500** R12**00**
Rail		35 x 15 x 1,5	**PR5**	1SNA **168 700** R22**00**

Other end stops, rails and accessories : see section on accessories.

Characteristics

Wire size

		IEC NFC	IEC DIN	UL/CSA
Screw	Rigid	0,2-4 mm²		22-12 AWG
	Flexible	0,22-2,5 mm²		22-12 AWG
ADO	Rigid	0,2-1 mm²		24-18 AWG
	Flexible	0,22-1 mm²		24-18 AWG

Voltage		
Rated	1000 V	600 V
Impulse withstand	8 kV	
Pollution degree	3	
Current		
Rated	13,5 A	7 A
Wire size		
Rated	1 mm²	18 AWG

Wire stripping length (screw)	Recommended (screw)	Recommended torque (screw)	Protection
9,5 mm	3,5 mm	0,4-0,6 Nm	IP 20
.37"	*.137"*	*3.5-5.3 lb.in*	*NEMA 1*

Notes

Standard block 5 mm spacing. For multiple wires connections, the 2 wires need to be of the same gage and nature (rigid or flexible). Terminal block body material is UL 94 V0.

D 2,5/5.ADO

Spacing 5 mm +0,05 *.198"*

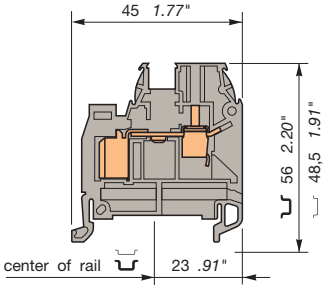

Standard 5 mm block

Color		Type	Part number
Standard block			
Grey		**D 2,5/5.ADO**	1SNA **199 554** R23**00**
Orange		**D 2,5/5.ADO**	1SNA **199 555** R24**00**
Blue		**D 2,5/5.N.ADO**	1SNA **199 556** R25**00**
Black		**D 2,5/5.ADO**	1SNA **199 557** R26**00**
Red		**D 2,5/5.ADO**	1SNA **199 558** R07**00**
Ivory		**D 2,5/5.ADO**	1SNA **199 559** R00**00**
Yellow		**D 2,5/5.ADO**	1SNA **199 560** R05**00**
Green		**D 2,5/5.ADO**	1SNA **199 561** R22**00**

Accessories

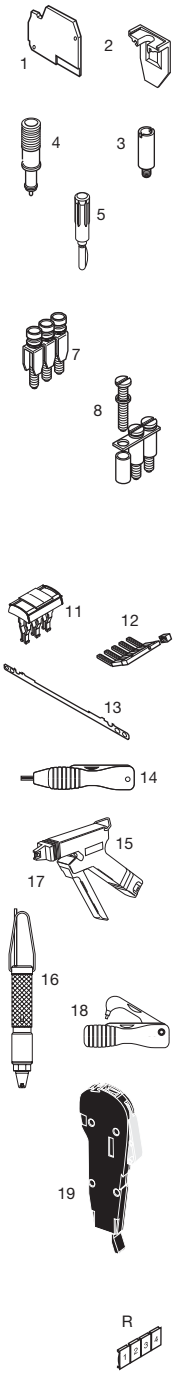

		Type			Part number
1	End section grey	FEDAD1		th. 3 mm	1SNA **199 336** R20**00**
	blue	FEDAD1		th. 3 mm	1SNA **199 338** R02**00**
	yellow	FEDAD1		th. 3 mm	1SNA **199 339** R03**00**
2	Circuit separator grey	SCAD5			1SNA **199 551** R20**00**
3	Test socket	AL2	(1)	DIA. 2 mm	1SNA **163 046** R24**00**
4	Test device	DCB		blue	1SNA **105 028** R21**00**
5	Test plug	FC2		DIA. 2 mm	1SNA **007 865** R26**00**
7	Assembled jumper bar (with IP20 protection)	BJMI5	(1)	24 A 2 poles	1SNA **176 278** R16**00**
		BJMI5	(1)	24 A 3 poles	1SNA **176 279** R17**00**
		BJMI5	(1)	24 A 4 poles	1SNA **176 280** R05**00**
		BJMI5	(1)	24 A 5 poles	1SNA **176 281** R22**00**
		BJMI5	(1)	24 A 10 poles	1SNA **176 282** R23**00**
8	Jumper bar not assembled Post + screw + washer	BJS5	(1)	24 A 20 poles	1SNA **177 652** R06**00**
		EV5			1SNA **168 629** R16**00**
11	Screwless jumper bar to be inserted into ADO jaw orange IP20	BJADO5.2		13,5 A 2 poles	1SNA **205 955** R03**00**
		BJADO5.3		13,5 A 3 poles	1SNA **205 956** R04**00**
		BJADO5.4		13,5 A 4 poles	1SNA **205 957** R05**00**
		BJADO5.5		13,5 A 5 poles	1SNA **205 958** R16**00**
		BJADO5.10		13,5 A 10 poles	1SNA **205 963** R03**00**
		BJADO5.20		13,5 A 20 poles	1SNA **205 973** R05**00**
12	Comb-type jumper label	PC5		30 A 2 poles	1SNA **113 542** R10**00**
		PC5		30 A 10 poles	1SNA **113 544** R12**00**
	Isolating cover	EIP			1SNA **113 550** R24**00**
13	Shield connector	CBM5		th. 0,5 mm	1SNA **178 745** R14**00**
		CBM8		th. 0,8 mm	1SNA **178 746** R15**00**
14	Hand tool kit	OUMAD			1SNA **179 466** R06**00**
15	Semi-automatic tool	OUPAD			1SNA **178 944** R04**00**
16	Pneumatic tool kit	OUTAD			1SNA **205 710** R11**00**
17	Replacement head kit	OUTA			1SNA **205 284** R03**00**
18	Extraction tool kit	EXAD2			1SNA **205 721** R00**00**
19	Test connector	CEADO.5			1SNA **399 345** R11**00**
		CEADOE			1SNA **399 341** R15**00**
R	See section on markers marking method	RC 55		RC 510	RTM7

(1) **SC** and 500 V (IEC) rated voltage are required with these accessories.

Terminal blocks Insulation displacement

ADO - Screw clamp

DIN3

ADO side
0.22 - 1 mm²
24 - 18 AWG

Screw side
0.2 - 2,5 mm²
22 - 12 AWG

D 2,5/5.ADO.1

Spacing 5 mm +0,05 *.198"*

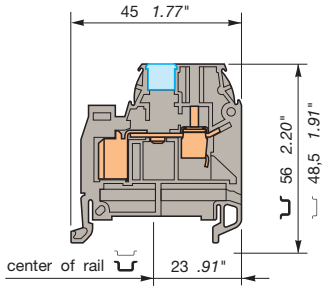

D2,5/5.ADO with partition

Color		Type	Part number
Grey	□	D 2,5/5.ADO.1	1SNA **199 562** R**2300**

End stop	⊔	th. 9 mm	**BADL**	1SNA **399 903** R**0200**
End stop	⊔	th. 10 mm	**BAM2**	1SNA **399 967** R**0100**
Rail	⌣	35 x 7,5 x 1	**PR3.Z2**	1SNA **174 300** R**1700**
Rail	⊔	35 x 15 x 2,3	**PR4**	1SNA **168 500** R**1200**
Rail	⊔	35 x 15 x 1,5	**PR5**	1SNA **168 700** R**2200**

Other end stops, rails and accessories : see section on accessories.

Characteristics

Wire size

		IEC NFC	IEC DIN	UL/CSA
Screw	Rigid	0,2-4 mm²		22-12 AWG
	Flexible	0,22-2,5mm²		22-12 AWG
ADO	Rigid	0,2-1 mm²		24-18 AWG
	Flexible	0,22-1 mm²		24-18 AWG

Voltage		
Rated	1000 V	600 V
Impulse withstand	8 kV	
Pollution degree	3	
Current		
Rated	13,5 A	7 A
Wire size		
Rated	1 mm²	18 AWG

Wire stripping length (screw)	Recommended (screw)	Recommended torque (screw)	Protection
9,5 mm	3,5 mm	0,4-0,6 Nm	IP 20
.37"	*.137"*	*3.5-5.3 lb.in*	*NEMA 1*

Notes

Standard block 5 mm spacing. For multiple wires connection, the 2 wires need to be of the same gage and nature (rigid or flexible). Terminal block body material is UL 94 V0.

Accessories

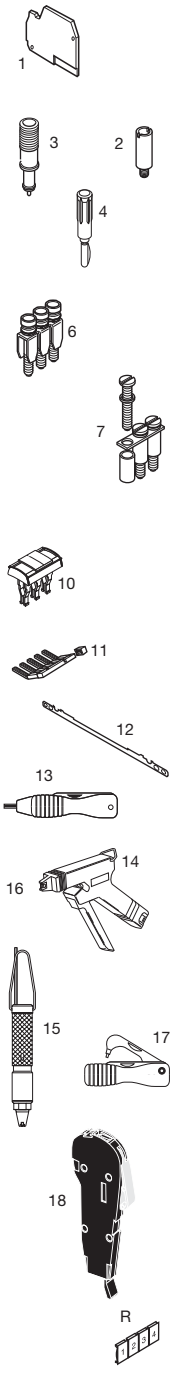

			Type			Part number
1	End section	grey	FEDAD1		th. 3 mm	1SNA **199 336** R**2000**
		blue	FEDAD1		th. 3 mm	1SNA **199 338** R**0200**
		yellow	FEDAD1		th. 3 mm	1SNA **199 339** R**0300**
2	Test socket		AL2		DIA. 2 mm	1SNA **163 046** R**2400**
3	Test device		DCB		blue	1SNA **105 028** R**2100**
4	Test plug		FC2		DIA. 2 mm	1SNA **007 865** R**2600**
6	Assembled jumper bar (with IP20 protection)		BJMI5	(2) 24 A	2 poles	1SNA **176 278** R**1600**
			BJMI5	(2) 24 A	3 poles	1SNA **176 279** R**1700**
			BJMI5	(2) 24 A	4 poles	1SNA **176 280** R**0500**
			BJMI5	(2) 24 A	5 poles	1SNA **176 281** R**2200**
			BJMI5	(2) 24 A	10 poles	1SNA **176 282** R**2300**
7	Jumper bar not assembled		BJS5	(2) 24 A	20 poles	1SNA **177 652** R**0600**
	Post + screw + washer		EV5	(2)		1SNA **168 629** R**1600**
10	Screwless jumper bar to be inserted into ADO jaw orange IP20		BJADO5.2	13,5 A	2 poles	1SNA **205 955** R**0300**
			BJADO5.3	13,5 A	3 poles	1SNA **205 956** R**0400**
			BJADO5.4	13,5 A	4 poles	1SNA **205 957** R**0500**
			BJADO5.5	13,5 A	5 poles	1SNA **205 958** R**1600**
			BJADO5.10	13,5 A	10 poles	1SNA **205 963** R**0300**
			BJADO5.20	13,5 A	20 poles	1SNA **205 973** R**0500**
11	Comb-type jumper bar		PC5	30 A	2 poles	1SNA **113 542** R**1000**
			PC5	30 A	10 poles	1SNA **113 544** R**1200**
	Isolating cover		EIP			1SNA **113 550** R**2400**
12	Shield connector		CBM5		th. 0,5 mm	1SNA **178 745** R**1400**
			CBM8		th. 0,8 mm	1SNA **178 746** R**1500**
13	Hand tool kit		OUMAD			1SNA **179 466** R**0600**
14	Semi-automatic tool		OUPAD			1SNA **178 944** R**0400**
15	Pneumatic tool kit		OUTAD			1SNA **205 710** R**1100**
16	Replacement head kit		OUTA			1SNA **205 284** R**0300**
17	Extraction tool kit		EXAD2			1SNA **205 721** R**0000**
18	Test connector		CEADO.5			1SNA **399 345** R**1100**
			CEADOE			1SNA **399 341** R**1500**
R	See section on markers marking method		RC55	RC510	RTM7	

(2) Use of these accessories requires the user to cut out the partition.

Terminal blocks Insulation Displacement

ADO - Screw clamp

DIN3

ADO side
0,34 - 1,5 mm²
22 - 16 AWG

Screw side
0,2 - 4 mm²
22 - 10 AWG



refer to the section "Special Applications" for part numbers and characteristics.

End stop		th. 9 mm	**BADL**	1SNA **399 903** R0200
End stop		th. 10 mm	**BAM2**	1SNA **399 967** R0100
Rail		35 x 7,5 x 1	**PR3.Z2**	1SNA **174 300** R1700
Rail		35 x 15 x 2,3	**PR4**	1SNA **168 500** R1200
Rail		35 x 15 x 1,5	**PR5**	1SNA **168 700** R2200

Other end stops, rails and accessories : see section on accessories.

Characteristics

Wire size

		IEC NFC DIN	UL	CSA
Screw	Rigid	0,2-4 mm²	22-10 AWG	22-10 AWG
	Flexible	0,22-4 mm²	22-10 AWG	22-10 AWG
ADO	Rigid	0,34-1,5 mm²	22-16 AWG	22-16 AWG
	Flexible	0,34-1,5 mm²	22-16 AWG	22-16 AWG
Voltage				
Rated		1000 V	600 V	600 V
Impulse withstand		8 kV		
Pollution degree		3		
Current				
Rated		17,5 A	18 A	18 A
Wire size				
Rated		1,5 mm²	10/16 AWG	10/16 AWG

Wire stripping lenght (screw)	Recommended screwdriver	Recommended torque (screw)	Protection
9,5 mm	4 mm	0,5-0,8 Nm	IP 20
.37"	.16"	4.4-7.1 lb.in	NEMA 1

Notes

Standard block 6 mm. For multiple wire connections, the two wires need to be of the same gage and nature (rigid or flexible). Terminal block body material is UL 94 V0.

D 4/6... .ADO

Spacing 6 mm +0,05 .238"

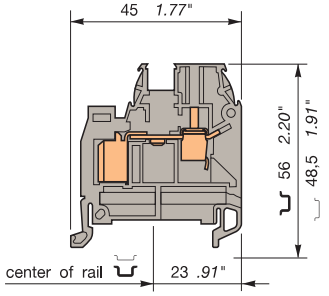

Standard 6 mm block

Colour		Type	Part numbers
Standard blocks			
Grey		**D 4/6.ADO**	1SNA **199 034** R1500
Orange		**D 4/6.ADO**	1SNA **199 035** R1600
Blue		**D 4/6.N.ADO**	1SNA **199 036** R1700
Black		**D 4/6.ADO**	1SNA **199 071** R2200
Red		**D 4/6.ADO**	1SNA **199 069** R0000
Ivory		**D 4/6.ADO**	1SNA **199 070** R0500
Yellow		**D 4/6.ADO**	1SNA **199 039** R2200
Green		**D 4/6.ADO**	1SNA **199 040** R0700

Accessories

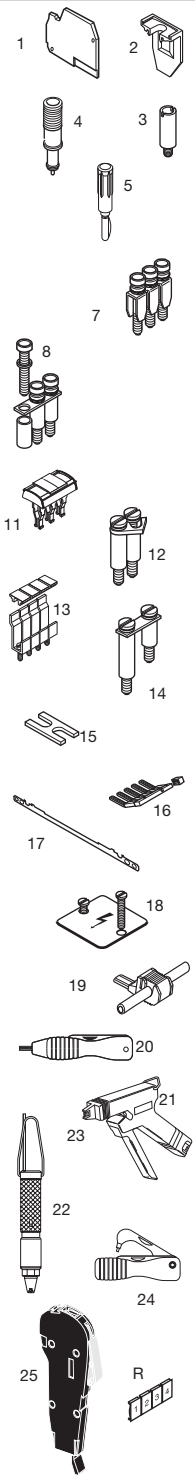

		Type			Part numbers
1	End section grey	FEDAD1		th. 3 mm	1SNA **199 336** R2000
	blue	FEDAD1		th. 3 mm	1SNA **199 338** R0200
	yellow	FEDAD1		th. 3 mm	1SNA **199 339** R0300
2	Separator grey	SCAD			1SNA **196 896** R0000
3	Test socket	AL2	(1)	DIA. 2 mm	1SNA **163 043** R2100
		AL3	(1)	DIA. 3 mm	1SNA **163 261** R0000
4	Test device	DCJ		yellow	1SNA **173 059** R0300
5	Test plug	FC2		DIA. 2 mm	1SNA **007 865** R2600
		FC4		DIA. 4 mm	1SNA **167 860** R0100
7	Assembled jumper bar (with IP20 protection)	BJMI6	32 A	2 poles	1SNA **176 663** R0000
		BJMI6	32 A	3 poles	1SNA **176 664** R0100
		BJMI6	32 A	4 poles	1SNA **176 665** R0200
		BJMI6	32 A	5 poles	1SNA **176 666** R0300
		BJMI6	32 A	10 poles	1SNA **176 667** R0400
8	Jumper bar not assembled	BJS6	32 A	20 poles	1SNA **174 784** R2000
	Post + washer + captive screw IP20	EV6I			1SNA **206 394** R0200
11	Screwless jumper bar to be inserted into ADO jaw orange IP20	BJADO6.2	17,5 A	2 poles	1SNA **205 974** R0600
		BJADO6.3	17,5 A	3 poles	1SNA **205 975** R0700
		BJADO6.4	17,5 A	4 poles	1SNA **205 976** R0000
		BJADO6.5	17,5 A	5 poles	1SNA **205 977** R0100
		BJADO6.10	17,5 A	10 poles	1SNA **205 982** R2700
		BJADO6.20	17,5 A	20 poles	1SNA **205 992** R2100
12	Pivoting jumper bar	BJP6	35 A		1SNA **174 413** R1400
13	Jumper bar for alternated jumping	BJA6	32 A	10 poles	1SNA **116 541** R1200
14	Universal jumper bar	BJDP1	(2) 50 A	spa. 6 <-> spa. 16	1SNA **179 623** R0300
		BJDP3	(2) 70 A	spa. 6 <-> spa. 12	1SNA **179 625** R0500
		BJDP4	(2) 50 A	spa. 6 <-> spa. 8 or 10	1SNA **174 781** R2500
15	Connector plate	EL6	35 A		1SNA **173 627** R2100
16	Comb type jumper bar	PC6	35 A	2 poles	1SNA **113 546** R1400
		PC6	35 A	3 poles	1SNA **116 536** R0500
		PC6	35 A	4 poles	1SNA **116 537** R0600
		PC6	35 A	10 poles	1SNA **113 548** R2600
	Insulating tip	EIP			1SNA **113 550** R2400
17	Shield connector	CBM5		th. 0,5 mm	1SNA **178 745** R1400
		CBM8		th. 0,8 mm	1SNA **178 746** R1500
18	Protection label	EP6		4 blocks	1SNA **163 427** R1700
	Screw for protection label	VSP6			1SNA **163 433** R1500
19	IDC jumper	AD2,5	24 A		1SNA **114 205** R2000
20	Hand tool kit	OUMAD			1SNA **179 466** R0600
21	Semi-automatic tool	OUPAD			1SNA **178 944** R0400
22	Pneumatic tool kit	OUTAD			1SNA **205 710** R1100
23	Replacement head kit	OUTA			1SNA **205 284** R0300
24	Extraction tool kit	EXAD2			1SNA **205 721** R0000
25	Test connector	CEADO.6			1SNA **399 346** R1200
		CEADOE			1SNA **399 341** R1500
R	See section on markers marking method	RC65		RC610	RTM7

(1) A circuit separator **SCAD** and 500 V (IEC) rated voltage are required with these accessories.
(2) See column on right page : "Various applications".

D 4/6.ADO.T2	D 4/6.ADO.1	D 4/6.ADO.2	D 4/6.ADO.4	D 4/6.ADO.C
Spacing 6 mm +0,05 .238"	**Spacing 6 mm +0,05 .238"**	**Spacing 6 mm +0,05 .238"**	**Spacing 6 mm +0,05 .238"**	**Spacing 6 mm +0,05 .238"**
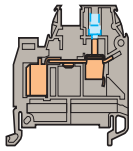	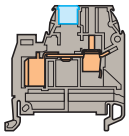	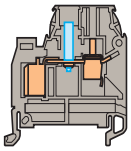	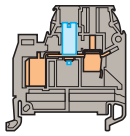	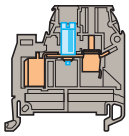
Grey ☐ 1SNA **199 078 R01**00	Grey ☐ 1SNA **199 038 R21**00	Grey ☐ 1SNA **199 064 R23**00	Grey ☐ 1SNA **199 048 R03**00	Grey ☐ 1SNA **199 074 R25**00
D 4/6.ADO equipped with DIA. 2 mm test socket for test side screw.	*D 4/6.ADO with partition*	*D 4/6.ADO.1 equipped with DIA. 2 mm test socket for test*	*D 4/6.ADO.1 equipped with DIA. 4 mm test socket for test*	*D 4/6.ADO.1 equipped with DIA. 2,5 mm flexible test socket for connector - (2)*
Part numbers	**Part numbers**	**Part numbers**	**Part numbers**	**Part numbers**
1SNA **199 336 R20**00	1SNA **199 336 R20**00	1SNA **199 336 R20**00	1SNA **199 336 R20**00	1SNA **199 336 R20**00
1SNA **199 338 R02**00	1SNA **199 338 R02**00	1SNA **199 338 R02**00	1SNA **199 338 R02**00	1SNA **199 338 R02**00
1SNA **199 339 R03**00	1SNA **199 339 R03**00	1SNA **199 339 R03**00	1SNA **199 339 R03**00	1SNA **199 339 R03**00
1SNA **196 896 R00**00				
(1) 1SNA **163 043 R21**00	1SNA **163 043 R21**00			
(1) 1SNA **163 261 R00**00	1SNA **163 261 R00**00			
1SNA **173 059 R03**00	1SNA **173 059 R03**00	1SNA **173 059 R03**00	1SNA **173 059 R03**00	1SNA **173 059 R03**00
1SNA **007 865 R26**00	1SNA **007 865 R26**00	1SNA **007 865 R26**00	1SNA **007 865 R26**00	1SNA **007 865 R26**00
			1SNA **167 860 R01**00	
1SNA **176 663 R00**00	(3) 1SNA **176 663 R00**00			
1SNA **176 664 R01**00	(3) 1SNA **176 664 R01**00			
1SNA **176 665 R02**00	(3) 1SNA **176 665 R02**00			
1SNA **176 666 R03**00	(3) 1SNA **176 666 R03**00			
1SNA **176 667 R04**00	(3) 1SNA **176 667 R04**00			
1SNA **174 784 R20**00	(3) 1SNA **174 784 R20**00			
1SNA **206 394 R02**00	(3) 1SNA **206 394 R02**00			
1SNA **205 974 R06**00	1SNA **205 974 R06**00			
1SNA **205 975 R07**00	1SNA **205 975 R07**00			
1SNA **205 976 R00**00	1SNA **205 976 R00**00			
1SNA **205 977 R01**00	1SNA **205 977 R01**00			
1SNA **205 982 R27**00	1SNA **205 982 R27**00			
1SNA **205 992 R21**00	1SNA **205 992 R21**00			
1SNA **174 413 R14**00	(3) 1SNA **174 413 R14**00			
1SNA **116 541 R12**00	(3) 1SNA **116 541 R12**00			
(2) 1SNA **179 623 R03**00	(2)(3) 1SNA **179 623 R03**00	Rated voltage: 800 V (IEC)	Rated voltage: 800 V (IEC) Protection: IP 10	
(2) 1SNA **179 625 R05**00	(2)(3) 1SNA **179 625 R05**00			
(2) 1SNA **174 781 R25**00	(2)(3) 1SNA **174 781 R25**00			
1SNA **173 627 R21**00	(3) 1SNA **173 627 R21**00			
1SNA **113 546 R14**00	1SNA **113 546 R14**00	1SNA **113 546 R14**00	1SNA **113 546 R14**00	1SNA **113 546 R14**00
1SNA **116 536 R05**00	1SNA **116 536 R05**00	1SNA **116 536 R05**00	1SNA **116 536 R05**00	1SNA **116 536 R05**00
1SNA **116 537 R06**00	1SNA **116 537 R06**00	1SNA **116 537 R06**00	1SNA **116 537 R06**00	1SNA **116 537 R06**00
1SNA **113 548 R26**00	1SNA **113 548 R26**00	1SNA **113 548 R26**00	1SNA **113 548 R26**00	1SNA **113 548 R26**00
1SNA **113 550 R24**00	1SNA **113 550 R24**00	1SNA **113 550 R24**00	1SNA **113 550 R24**00	1SNA **113 550 R24**00
1SNA **178 745 R14**00	1SNA **178 745 R14**00	1SNA **178 745 R14**00	1SNA **178 745 R14**00	1SNA **178 745 R14**00
1SNA **178 746 R15**00	1SNA **178 746 R15**00	1SNA **178 746 R15**00	1SNA **178 746 R15**00	1SNA **178 746 R15**00
1SNA **163 427 R17**00	1SNA **163 427 R17**00			
1SNA **163 433 R15**00	1SNA **163 433 R15**00			
1SNA **114 205 R20**00	1SNA **114 205 R20**00	1SNA **114 205 R20**00	1SNA **114 205 R20**00	1SNA **114 205 R20**00
1SNA **179 466 R06**00	1SNA **179 466 R06**00	1SNA **179 466 R06**00	1SNA **179 466 R06**00	1SNA **179 466 R06**00
1SNA **178 944 R04**00	1SNA **178 944 R04**00	1SNA **178 944 R04**00	1SNA **178 944 R04**00	1SNA **178 944 R04**00
1SNA **205 710 R11**00	1SNA **205 710 R11**00	1SNA **205 710 R11**00	1SNA **205 710 R11**00	1SNA **205 710 R11**00
1SNA **205 284 R03**00	1SNA **205 284 R03**00	1SNA **205 284 R03**00	1SNA **205 284 R03**00	1SNA **205 284 R03**00
1SNA **205 721 R00**00	1SNA **205 721 R00**00	1SNA **205 721 R00**00	1SNA **205 721 R00**00	1SNA **205 721 R00**00
1SNA **399 346 R12**00	1SNA **399 346 R12**00	1SNA **399 346 R12**00	1SNA **399 346 R12**00	1SNA **399 346 R12**00
1SNA **399 341 R15**00	1SNA **399 341 R15**00	1SNA **399 341 R15**00	1SNA **399 341 R15**00	1SNA **399 341 R15**00
RC65 RC610 RTM7	RC65 RC610 RTM7	RC65 RC610 RTM7	RC65 RC610 RTM7	RC65 RC610 RTM7

(1) A circuit separator **SCAD** and 500 V (IEC) rated voltage are required with these accessories.
(2) See column on right: "Various applications".
(3) Use of these accessories requires the user to cut out the partition.

Various applications

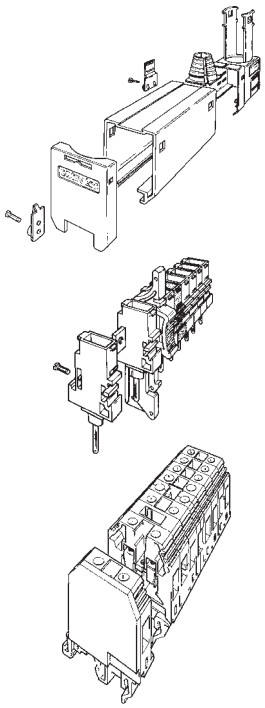

D 4/6.ADO.C terminal blocks equipped with DIA. 2,5 mm test socket receive a connector. See main catalog connection (section E).

BJDP1 is used for the interconnection with terminal block series "M": spacing 16 mm.

BJDP3 is used for the interconnection with terminal block series "M": spacing 12 mm.

BJDP4 is used for the interconnection with terminal block series "D": spacing 8 mm. or terminal block series "M": spacing 8 or 10 mm.

Terminal blocks Insulation Displacement

ADO - Screw clamp

DIN 3

ADO side
1 - 2,5 mm²
16 - 14 AWG

Screw side
0,2 - 6 mm²
22 - 8 AWG

refer to the section "Special Applications" for part numbers and characteristics.

End stop		th. 9 mm	**BADL**	1SNA **399 903** R02**00**
End stop		th. 10 mm	**BAM2**	1SNA **399 967** R01**00**
Rail		35 x 7,5 x 1	**PR3.Z2**	1SNA **174 300** R17**00**
Rail		35 x 15 x 2,3	**PR4**	1SNA **168 500** R12**00**
Rail		35 x 15 x 1,5	**PR5**	1SNA **168 700** R22**00**

Other end stops, rails and accessories : see section on accessories.

Characteristics

Wire size

		IEC NFC DIN	UL	CSA
Screw	Rigid	0,2-10 mm²	22-8 AWG	22-8 AWG
	Flexible	0,22-6 mm²	22-8 AWG	22-8 AWG
ADO	Rigid	1-2,5 mm²	16-14 AWG	16-14 AWG
	Flexible	1-2,5 mm²	16-14 AWG	16-14 AWG
Voltage				
Rated		1000 V	600 V	600 V
Impulse withstand		8 kV		
Pollution degree		3		
Current				
Rated		24 A	25 A	25 A
Wire size				
Rated		2,5 mm²	8/14 AWG	8/14 AWG

Wire stripping lenght (screw)	Recommended screwdriver	Recommended torque (screw)	Protection
12 mm	4 mm - 5 mm	0,8-1 Nm	IP 20
.47"	*.16" - .2"*	*7.1-8.9 lb.in*	*NEMA 1*

Notes

Standard block 8 mm. For multiple wire connections, the two wires need to be of the same gage and nature (rigid or flexible). Terminal block body material is UL 94 V0.

** Black marking for wire size 1 - 2,5 mm² (16 - 14 AWG)*

D 6/8... .ADO

Spacing 8 mm +0,05 .315"

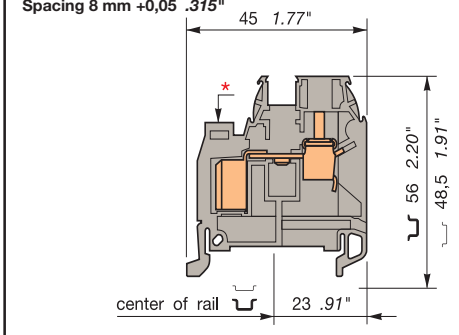

Standard 8 mm block

Colour	Type	Part numbers
Standard blocks		
Grey	**D 6/8.ADO**	1SNA **199 042** R25**00**
Orange	**D 6/8.ADO**	1SNA **199 043** R26**00**
Blue	**D 6/8.N.ADO**	1SNA **199 044** R27**00**
Black	**D 6/8.ADO**	1SNA **199 077** R20**00**
Red	**D 6/8.ADO**	1SNA **199 075** R26**00**
Ivory	**D 6/8.ADO**	1SNA **199 076** R27**00**
Yellow	**D 6/8.ADO**	1SNA **199 072** R23**00**
Green	**D 6/8.ADO**	1SNA **199 073** R24**00**

Accessories

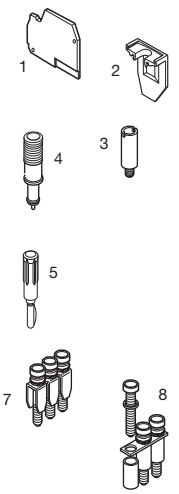

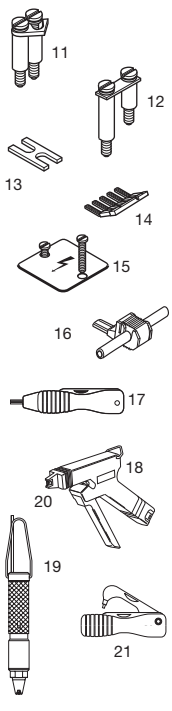

		Type			Part numbers
1	End section grey	FEDAD1		th. 3 mm	1SNA **199 336** R20**00**
	blue	FEDAD1		th. 3 mm	1SNA **199 338** R02**00**
	yellow	FEDAD1		th. 3 mm	1SNA **199 339** R03**00**
2	Separator grey	SCAD			1SNA **196 896** R00**00**
3	Test socket	AL2	(1)	DIA. 2 mm	1SNA **163 043** R21**00**
		AL3	(1)	DIA. 3 mm	1SNA **163 261** R00**00**
		AL4-M3	(1)	DIA. 4 mm	1SNA **206 721** R01**00**
4	Test device	DCO		orange	1SNA **173 060** R00**00**
5	Test plug	FC2		DIA. 2 mm	1SNA **007 865** R26**00**
		FC4		DIA. 4 mm	1SNA **167 860** R01**00**
7	Assembled jumper bar (with IP20 protection)	BJMI8	41 A	2 poles	1SNA **176 669** R16**00**
		BJMI8	41 A	3 poles	1SNA **176 670** R13**00**
		BJMI8	41 A	4 poles	1SNA **176 671** R00**00**
		BJMI8	41 A	5 poles	1SNA **176 672** R01**00**
		BJMI8	41 A	10 poles	1SNA **176 673** R02**00**
8	Jumper bar not assembled Post + washer + captive screw IP20	BJS8	41 A	20 poles	1SNA **174 789** R05**00**
		EV6I			1SNA **206 394** R02**00**
11	Pivoting jumper bar	BJP8	50 A		1SNA **174 448** R07**00**
12	Universal jumper bar	BJDP1	(2)	50 A spa. 8 <-> spa. 16	1SNA **179 623** R03**00**
		BJDP3	(2)	70 A spa. 8 <-> spa. 12	1SNA **179 625** R05**00**
		BJDP5	(2)	50 A spa. 8 <-> spa. 10	1SNA **174 782** R26**00**
13	Connector plate	EL6	35 A		1SNA **173 627** R21**00**
14	Comb type jumper bar	PC8	50 A	2 poles	1SNA **116 538** R17**00**
		PC8	50 A	3 poles	1SNA **116 539** R10**00**
		PC8	50 A	4 poles	1SNA **116 540** R25**00**
		PC8	50 A	10 poles	1SNA **163 313** R24**00**
15	Protection label	EP6		3 blocks	1SNA **163 427** R17**00**
		EP8		4 blocks	1SNA **163 428** R20**00**
	Screw for protection label	VSP6			1SNA **163 433** R15**00**
16	IDC jumper	AD2,5	24 A		1SNA **114 205** R20**00**
17	Hand tool kit	OUMAD			1SNA **179 466** R06**00**
18	Semi-automatic tool	OUPAD			1SNA **178 944** R04**00**
19	Pneumatic tool kit	OUTAD			1SNA **205 710** R11**00**
20	Replacement head kit	OUTA			1SNA **205 284** R03**00**
21	Extraction tool kit	EXAD2			1SNA **205 721** R00**00**
R	See section on markers marking method	RTM7		RC810	RCAL85

(1) A separator **SC** and 500 V (IEC) rated voltage are required with these accessories
(2) See column : "Various applications"

	D 6/8.ADO.1	D 6/8.ADO.2	D 6/8.ADO.4	D 6/8.ADO.C
	Spacing 8 mm +0,05 *.315"*	**Spacing 8 mm +0,05 *.315"***	**Spacing 8 mm +0,05 *.315"***	**Spacing 8 mm +0,05 *.315"***
	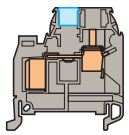	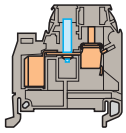	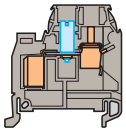	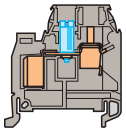
	Grey ☐ 1SNA **199 046** R**21**00	Grey ☐ 1SNA **199 155** R**23**00	Grey ☐ 1SNA **199 157** R**25**00	Grey ☐ 1SNA **199 156** R**24**00
	D 6/8.ADO with partition	*D 6/8.ADO.1 equipped with DIA. 2 mm test socket for test*	*D 6/8.ADO.1 equipped with DIA. 4 mm test socket for test*	*D 6/8.ADO.1 equipped with DIA. 2,5 mm flexible test socket for connector - (2)*
	PG GL	PG GL	PG GL	PG GL
Part numbers	**Part numbers**	**Part numbers**	**Part numbers**	**Part numbers**
	1SNA **199 336** R**20**00	1SNA **199 336** R**20**00	1SNA **199 336** R**20**00	1SNA **199 336** R**20**00
	1SNA **199 338** R**02**00	1SNA **199 338** R**02**00	1SNA **199 338** R**02**00	1SNA **199 338** R**02**00
	1SNA **199 339** R**03**00	1SNA **199 339** R**03**00	1SNA **199 339** R**03**00	1SNA **199 339** R**03**00
	1SNA **163 043** R**21**00			
	1SNA **163 261** R**00**00			
	1SNA **206 721** R**01**00			
	1SNA **173 060** R**00**00	1SNA **173 060** R**00**00	1SNA **173 060** R**00**00	1SNA **173 060** R**00**00
	1SNA **007 865** R**26**00	1SNA **007 865** R**26**00	1SNA **007 865** R**26**00	1SNA **007 865** R**26**00
	1SNA **167 860** R**01**00		1SNA **167 860** R**01**00	
	(3) 1SNA **176 669** R**16**00			
	(3) 1SNA **176 670** R**13**00			
	(3) 1SNA **176 671** R**00**00			
	(3) 1SNA **176 672** R**01**00			
	(3) 1SNA **176 673** R**02**00			
	1SNA **174 789** R**05**00			
	(3) 1SNA **206 394** R**02**00			
			Rated voltage: 800 V (IEC) Protection: IP 10	
	(3) 1SNA **174 448** R**07**00			
	(2)(3) 1SNA **179 623** R**03**00			
	(2)(3) 1SNA **179 625** R**05**00			
	(2)(3) 1SNA **174 782** R**26**00			
	(3) 1SNA **173 627** R**21**00			
	1SNA **116 538** R**17**00	1SNA **116 538** R**17**00	1SNA **116 538** R**17**00	1SNA **116 538** R**17**00
	1SNA **116 539** R**10**00	1SNA **116 539** R**10**00	1SNA **116 539** R**10**00	1SNA **116 539** R**10**00
	1SNA **116 540** R**25**00	1SNA **116 540** R**25**00	1SNA **116 540** R**25**00	1SNA **116 540** R**25**00
	1SNA **163 313** R**24**00	1SNA **163 313** R**24**00	1SNA **163 313** R**24**00	1SNA **163 313** R**24**00
	1SNA **163 427** R**17**00			
	1SNA **163 428** R**20**00			
	1SNA **163 433** R**15**00			
	1SNA **114 205** R**20**00	1SNA **114 205** R**20**00	1SNA **114 205** R**20**00	1SNA **114 205** R**20**00
	1SNA **179 466** R**06**00	1SNA **179 466** R**06**00	1SNA **179 466** R**06**00	1SNA **179 466** R**06**00
	1SNA **178 944** R**04**00	1SNA **178 944** R**04**00	1SNA **178 944** R**04**00	1SNA **178 944** R**04**00
	1SNA **205 710** R**11**00	1SNA **205 710** R**11**00	1SNA **205 710** R**11**00	1SNA **205 710** R**11**00
	1SNA **205 284** R**03**00	1SNA **205 284** R**03**00	1SNA **205 284** R**03**00	1SNA **205 284** R**03**00
	1SNA **205 721** R**00**00	1SNA **205 721** R**00**00	1SNA **205 721** R**00**00	1SNA **205 721** R**00**00
	1SNA **399 348** R**24**00	1SNA **399 348** R**24**00	1SNA **399 348** R**24**00	1SNA **399 348** R**24**00
	1SNA **399 341** R**15**00	1SNA **399 341** R**15**00	1SNA **399 341** R**15**00	1SNA **399 341** R**15**00
	RTM7 RC810 RCAL85	RTM7 RC810 RCAL85	RTM7 RC810 RCAL85	RTM7 RC810 RCAL85

Various applications

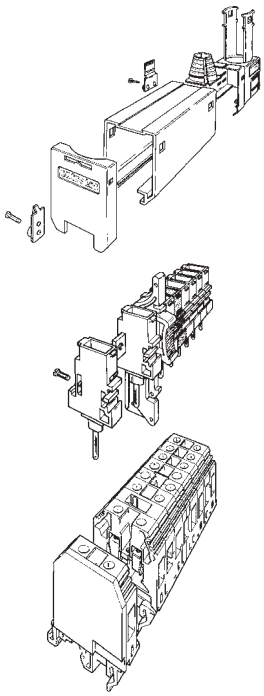

D 4/6.ADO.C terminal blocks equipped with DIA. 2,5 mm test socket receive a connector. See main catalog connection (section E).

Universal jumper bar

BJDP1 is used for the interconnection with terminal block series "M": spacing 16 mm.

BJDP3 is used for the interconnection with terminal block series "M": spacing 12 mm.

BJDP5 is used for the interconnection with terminal block series "M": spacing 10 mm.

(2) See column : "Various applications".
(3) Use of these accessories requires the user to cut out the partition.

Terminal blocks Insulation Displacement

ADO - Screw clamp

DIN 3

ADO side
4 mm²
12 AWG

Screw side
0,2 - 6 mm²
22 - 8 AWG

D 6/8.ADO3

Spacing 8 mm +0,05 .315"

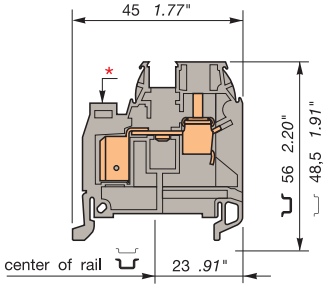

Standard 8 mm block

Colour		Type	Part numbers
Standard block			
Grey		**D 6/8.ADO3**	1SNA **399 245** R**1500**
Bue		**D 6/8.N.ADO3**	1SNA **399 319** R**1700**
Orange		**D 6/8.ADO3**	1SNA **399 800** R**1700**

End stop	th. 9 mm	**BADL**	1SNA **399 903** R**0200**
End stop	th. 10 mm	**BAM2**	1SNA **399 967** R**0100**
Rail	35 x 7,5 x 1	**PR3.Z2**	1SNA **174 300** R**1700**
Rail	35 x 15 x 2,3	**PR4**	1SNA **168 500** R**1200**
Rail	35 x 15 x 1,5	**PR5**	1SNA **168 700** R**2200**

Other end stops, rails and accessories : see section on accessories.

Characteristics

Wire size

		IEC NFC	IEC DIN	UL/CSA
Screw	Rigid	0,2-10 mm²		22-8 AWG
	Flexible	0,22-6 mm²		22-8 AWG
ADO	Rigid	4 mm²		12 AWG
	Flexible	4 mm²		12 AWG

Voltage		
Rated	1000 V	600 V
Impulse withstand	8 kV	
Pollution degree	3	
Current		
Rated	32 A	25 A
Wire size		
Rated	4 mm²	8/12 AWG

Wire stripping lenght (screw)	Recommended screwdriver	Recommended torque (screw)	Protection
12 mm	4 mm - 5 mm	0,8-1 Nm	IP 20
.47"	*.16" - .2"*	*7.1-8.9 lb.in*	*NEMA 1*

Notes

Standard 8 mm block for connection of only one rigid or flexible 4 mm² wire.

** White marking for wire size 4 mm² (12 AWG)*

refer to the section "Special Applications" for part numbers and characteristics.

Accessories

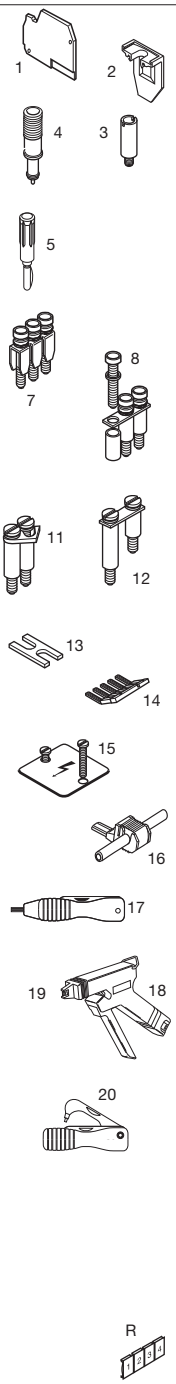

			Type			Part number
1	End section	grey	FEDAD1		th. 3 mm	1SNA **199 336** R**2000**
		blue	FEDAD1		th. 3 mm	1SNA **199 338** R**0200**
2	Separator	grey	SCAD			1SNA **196 896** R**0000**
3	Test socket		AL2	(1)	DIA. 2 mm	1SNA **163 043** R**2100**
			AL3	(1)	DIA. 3 mm	1SNA **163 261** R**0000**
			AL4-M3	(1)	DIA. 4 mm	1SNA **206 721** R**0100**
4	Test device		DCO		Orange	1SNA **173 060** R**0000**
5	Test plug		FC2	(3)	DIA. 2 mm	1SNA **007 865** R**2600**
			FC4	(3)	DIA. 4 mm	1SNA **167 860** R**0100**
7	Assembled jumper bar (with IP20 protection)		BJMI8	(1)	41 A 2 poles	1SNA **176 669** R**1600**
			BJMI8	(1)	41 A 3 poles	1SNA **176 670** R**1300**
			BJMI8	(1)	41 A 4 poles	1SNA **176 671** R**0000**
			BJMI8	(1)	41 A 5 poles	1SNA **176 672** R**0100**
			BJMI8	(1)	41 A 10 poles	1SNA **176 673** R**0200**
8	Jumper bar not assembled Post + washer + captive screw IP20		BJS8		41 A 20 poles	1SNA **174 789** R**0500**
			EV6I			1SNA **206 394** R**0200**
11	Pivoting jumper bar		BJP8	(1)(4)	50 A	1SNA **174 448** R**0700**
12	Universal jumper bar		BJDP1	(1)(2)	50 A spa.8 <-> spa.16	1SNA **179 623** R**0300**
			BJDP3	(1)(2)	70 A spa. 8 <-> spa. 12	1SNA **179 625** R**0500**
			BJDP5	(1)(2)	50 A spa.8 <-> spa.10	1SNA **174 782** R**2600**
13	Connector plate		EL6	(4)	35 A	1SNA **173 627** R**2100**
14	Comb type jumper bar		PC8		50 A 2 poles	1SNA **116 538** R**1700**
			PC8		50 A 3 poles	1SNA **116 539** R**1000**
			PC8		50 A 4 poles	1SNA **116 540** R**2500**
			PC8		50 A 10 poles	1SNA **163 313** R**2400**
15	Protection label		EP6		3 blocks	1SNA **163 427** R**1700**
			EP8		4 blocks	1SNA **163 428** R**2000**
	Screw for protection label		VSP6			1SNA **163 433** R**1500**
16	IDC jumper		AD2,5		24 A	1SNA **114 205** R**2000**
17	Hand tool kit		OUMAD			1SNA **179 466** R**0600**
18	Semi-automatic tool		OUPAD			1SNA **178 944** R**0400**
19	Replacement head kit		OUTA			1SNA **205 284** R**0300**
20	Extraction tool kit		EXAD2			1SNA **205 721** R**0000**

(2) **BJDP1** is used for the interconnection with terminal block series "M" : spacing 16 mm.
BJDP3 is used for the interconnection with terminal block series "M" : spacing 12 mm.
BJDP5 is used for the interconnection with terminal block series "M" : spacing 10 mm.

R	See section on markers marking method	RTM7	RC 810	RCAL85

(1) A circuit separator **SC** is required and 500 V (IEC) rated voltage with these accessories.
(3) Forbidden under explosive atmosphere EEX usage. (4) Only certified for "i" security.

Terminal block
Insulation Displacement
Double deck
ADO - Screw clamp
DIN 3

ADO side
0,22 - 1 mm²
24 - 18 AWG

Screw side
0,22 - 2,5 mm²
24 - 12 AWG

D 2,5/5.D2.ADO

Spacing 5 mm + 0,05 *(.200")*

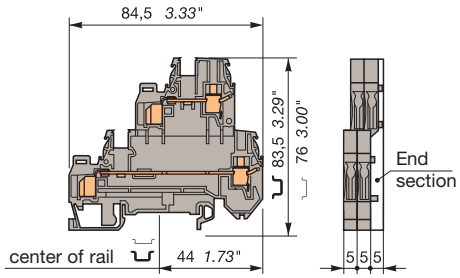

Standard 5 mm block

Colour		Type	Part numbers
Standard block			
Grey	■	**D 2,5/5.D2.ADO**	1SNA **399 898** R**0500**
Blue	■	**D 2,5/5.D2.N.ADO**	1SNA **399 899** R**0600**

End stop	th. 12 mm	**BADH**	1SNA **116 900** R**2700**
End stop	th. 9,1 mm	**BAMH**	1SNA **114 836** R**0000**
End stop	th. 9,1 mm	**BAMH**	1SNA **194 836** R**0100**
Rail	35 x 7,5 x 1	**PR3.Z2**	1SNA **174 300** R**1700**
Rail	35 x 15 x 2,3	**PR4**	1SNA **168 500** R**1200**
Rail	35 x 15 x 1,5	**PR5**	1SNA **168 700** R**2200**

Other end stops, rails and accessories : see section on accessories.

Characteristics

Wire size

		IEC NFC DIN	UL	CSA
Screw	Rigid	0,2-4 mm²	24-12 AWG	24-12 AWG
	Flexible	0,22-2,5 mm²	24-12 AWG	24-12 AWG
ADO	Rigid	0,2-1 mm²	24-18 AWG	24-18 AWG
	Flexible	0,22-1 mm²	24-18 AWG	24-18 AWG

Voltage			
Rated	630 V		
Impulse withstand	8 kV		
Pollution degree	3		
Current			
Rated	13,5 A		
Wire size			
Rated	1 mm²	12/18 AWG	12/18 AWG

Wire stripping lenght (screw)	Recommended screwdriver	Recommended torque (screw)	Protection
10 mm	3.5 mm	0,4-0,6 Nm	IP 20
.394"	*.138"*	*3.5-5.3 lb.in.*	*NEMA 1*

Notes

Standard block 5 mm. For multiple wires connections, the two wires need to be of the same gage and nature (rigid or flexible). Terminal block body material is UL 94 V0.

The use of some accessories may decrease the block's voltage rating. For more information, consult us.

Accessories

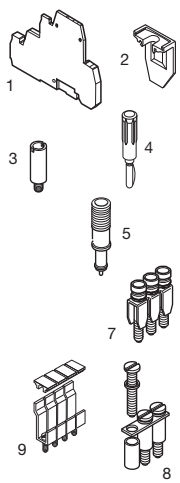

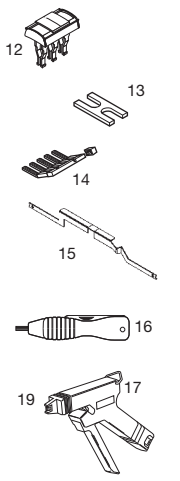

		Type			Part numbers
1	End section grey	FED2AD1		th. 5 mm	1SNA **199 417** R**1200**
2	Separator grey	SCAD5			1SNA **199 551** R**2000**
3	Test socket	AL2	(1)	DIA. 2 mm	1SNA **163 046** R**2400**
4	Test plug	FC2		DIA. 2 mm	1SNA **007 865** R**2600**
5	Test device	DCV			1SNA **173 058** R**0200**
7	Assembled jumper bar (with IP20 protection)	BJMI5	(1)	24 A 2 poles	1SNA **176 278** R**1600**
		BJMI5	(1)	24 A 3 poles	1SNA **176 279** R**1700**
		BJMI5	(1)	24 A 4 poles	1SNA **176 280** R**0500**
		BJMI5	(1)	24 A 5 poles	1SNA **176 281** R**2200**
		BJMI5	(1)	24 A 10 poles	1SNA **176 282** R**2300**
8	Jumper bar not assembled	BJS5	(1)	24 A 20 poles	1SNA **177 652** R**0600**
	Post + screw + washer	EV5			1SNA **168 629** R**1600**
9	Jumper bar for alternated jumping	BJA5		24 A 10 poles	1SNA **205 021** R**2600**
12	Screwless jumper bar to be inserted into ADO jaw orange IP20	BJADO5.2		17,5 A 2 poles	1SNA **205 955** R**0300**
		BJADO5.3		17,5 A 3 poles	1SNA **205 956** R**0400**
		BJADO5.4		17,5 A 4 poles	1SNA **205 957** R**0500**
		BJADO5.5		17,5 A 5 poles	1SNA **205 958** R**1600**
		BJADO5.10		17,5 A 10 poles	1SNA **205 963** R**0300**
		BJADO5.20		17,5 A 20 poles	1SNA **205 973** R**0500**
13	Connector plate	EL6		35 A	1SNA **173 627** R**2100**
14	Comb type jumper bar	PC5		30 A 2 poles	1SNA **113 542** R**1000**
		PC5		30 A 10 poles	1SNA **113 544** R**1200**
	Insulating tip	EIP			1SNA **113 550** R**2400**
15	Shield connector	CBD2S			1SNA **178 408** R**1400**
16	Hand tool kit	OUMAD			1SNA **179 466** R**0600**
17	Semi-automatic tool	OUPAD			1SNA **178 944** R**0400**
18	Pneumatic tool kit	OUTAD			1SNA **205 710** R**1100**
19	Replacement head kit	OUTA			1SNA **205 284** R**0300**
20	Extraction tool kit	EXAD2			1SNA **205 721** R**0000**
21	Test connector	CEADO.5			1SNA **399 345** R**1100**
		CEADOE			1SNA **399 341** R**1500**

R	See section on markers marking method	RC55	RC510	RTM7

(1) **SC** obligatory rated voltage with these accessories.

Terminal block Insulation Displacement

Double deck

ADO - Screw clamp

DIN 3

ADO side
0,34 - 1,5 mm²
22 - 16 AWG

Screw side
0,2 - 4 mm²
22 - 10 AWG

refer to the section "Special Applications" for part numbers and characteristics.

End stop		th. 12 mm	**BADH**	1SNA **116 900** R**27**00
End stop		th. 9,1 mm	**BAMH**	1SNA **114 836** R**00**00
End stop		th. 9,1 mm	**BAMH**	1SNA **194 836** R**01**00
Rail		35 x 7,5 x 1	**PR3.Z2**	1SNA **174 300** R**17**00
Rail		35 x 15 x 2,3	**PR4**	1SNA **168 500** R**12**00
Rail		35 x 15 x 1,5	**PR5**	1SNA **168 700** R**22**00

Other end stops, rails and accessories : see section on accessories.

Characteristics

Wire size

		IEC NFC DIN	UL	CSA
Screw	Rigid	0,2-4 mm²	22-10 AWG	22-10 AWG
	Flexible	0,22-4 mm²	22-10 AWG	22-10 AWG
ADO	Rigid	0,28-1,5 mm²	22-16 AWG	22-16 AWG
	Flexible	0,34-1,5 mm²	22-16 AWG	22-16 AWG
Voltage				
Rated		800 V	600 V	600 V
Impulse withstand		6 kV		
Pollution degree		3		
Current				
Rated		17,5 A	18 A	18 A
Wire size				
Rated		1,5 mm²	10/16 AWG	10/16 AWG

Wire stripping lenght (screw)	Recommended screwdriver	Recommended torque (screw)	Protection
9,5 mm	4 mm	0,5-0,8 Nm	IP 20
.37"	.157"	4.4-7.1 lb.in.	NEMA 1

Notes

Standard block 6 mm. For multiple wires connections, the two wires need to be of the same gage and nature (rigid or flexible). Terminal block body material is UL 94 V0.

The use of some accessories may decrease the block's voltage rating. For more information, consult us.

D 4/6.D2.ADO

Spacing 6 mm + 0,05 *(.238")*

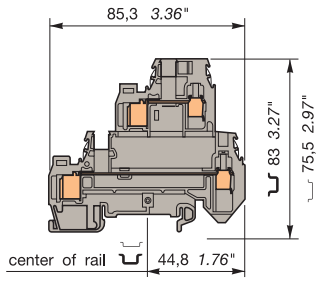

Standard 6 mm block

Colour	Type	Part numbers
Standard block		
Grey	**D 4/6.D2.ADO**	1SNA **199 242** R**02**00
Orange	**D 4/6.D2.ADO**	1SNA **199 243** R**03**00
Blue	**D 4/6.D2.N.ADO**	1SNA **199 244** R**04**00
Green	**D 4/6.D2.ADO**	1SNA **199 262** R**06**00

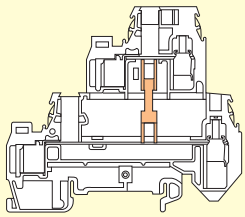

Vertical jumper bar assembly (**ITVE** marker 16)

Accessories

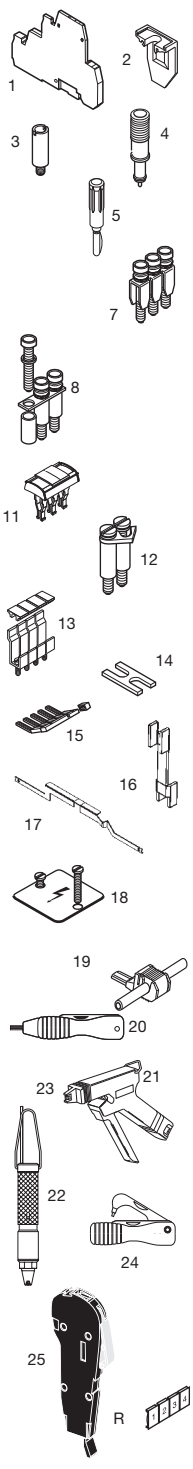

		Type				Part numbers
1	End section grey	FED2AD1			th. 5 mm	1SNA **199 417** R**12**00
2	Separator grey	SCAD				1SNA **196 896** R**00**00
3	Test socket	AL2	(1)		DIA. 2 mm	1SNA **163 043** R**21**00
		AL3	(1)		DIA. 3 mm	1SNA **163 261** R**00**00
4	Test device	DCJ			yellow	1SNA **173 059** R**03**00
5	Test plug	FC2			DIA. 2 mm	1SNA **007 865** R**26**00
7	Assembled jumper bar (with IP20 protection)	BJMI6	(1)	32 A	2 poles	1SNA **176 663** R**00**00
		BJMI6	(1)	32 A	3 poles	1SNA **176 664** R**01**00
		BJMI6	(1)	32 A	4 poles	1SNA **176 665** R**02**00
		BJMI6	(1)	32 A	5 poles	1SNA **176 666** R**03**00
		BJMI6	(1)	32 A	10 poles	1SNA **176 667** R**04**00
8	Jumper bar not assembled	BJS6	(1)	32 A	20 poles	1SNA **174 784** R**20**00
	Post + washer + captive screw IP20	EV6I				1SNA **206 394** R**02**00
11	Screwless jumper bar to be inserted into ADO jaw orange IP20	BJADO6.2		17,5 A	2 poles	1SNA **205 974** R**06**00
		BJADO6.3		17,5 A	3 poles	1SNA **205 975** R**07**00
		BJADO6.4		17,5 A	4 poles	1SNA **205 976** R**00**00
		BJADO6.5		17,5 A	5 poles	1SNA **205 977** R**01**00
		BJADO6.10		17,5 A	10 poles	1SNA **205 982** R**27**00
		BJADO6.20		17,5 A	20 poles	1SNA **205 992** R**21**00
12	Pivoting jumper bar	BJP6	(1)	35 A		1SNA **174 413** R**14**00
13	Jumper bar for alternated jumping	BJA6	(1)	32 A	10 poles	1SNA **116 541** R**12**00
14	Connector plate	EL6		35 A		1SNA **173 627** R**21**00
15	Comb type jumper bar	PC6		35 A	2 poles	1SNA **113 546** R**14**00
		PC6		35 A	3 poles	1SNA **116 536** R**05**00
		PC6		35 A	4 poles	1SNA **116 537** R**06**00
		PC6		35 A	10 poles	1SNA **113 548** R**26**00
	Insulating tip	EIP				1SNA **113 550** R**24**00
16	Vertical jumper bar	ITVE				1SNA **179 694** R**03**00
17	Shield connector	CBD2S				1SNA **178 408** R**14**00
18	Protection label	EP6			4 blocks	1SNA **163 427** R**17**00
	Screw for protection label	VSP6				1SNA **163 433** R**15**00
19	IDC jumper	AD2,5		24 A		1SNA **114 205** R**20**00
20	Hand tool kit	OUMAD				1SNA **179 466** R**06**00
21	Semi-automatic tool	OUPAD				1SNA **178 944** R**04**00
22	Pneumatic tool kit	OUTAD				1SNA **205 710** R**11**00
23	Replacement head kit	OUTA				1SNA **205 284** R**03**00
24	Extraction tool kit	EXAD2				1SNA **205 721** R**00**00
25	Test connector	CEADO.6				1SNA **399 346** R**12**00
		CEADOE				1SNA **399 341** R**15**00
R	See section on markers marking method	RTM7		RC610	RC65	

(1) **SC** obligatory rated voltage with these accessories.

Terminal blocks
Insulation Displacement

Double deck

ADO - Screw clamp

DIN 3

ADO side
0,34 - 1,5 mm²
22 - 16 AWG

Screw side
0,2 - 4 mm²
22 - 10 AWG

D 4/6.D2.ADO.1

Spacing 6 mm + 0,05 *(.238")*

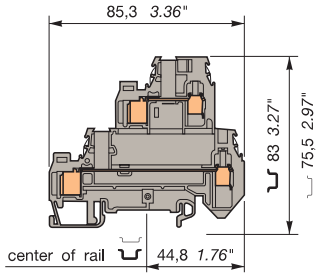

D 4/6.D2.ADO with partition

Colour	Type	Part numbers
Grey	D 4/6.D2.ADO.1	1SNA **199 245** R**05**00

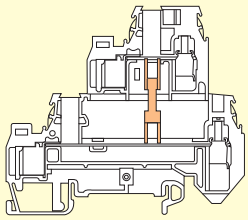

Vertical jumper bar assembly (**ITVE** marker 15)

End stop	th. 12 mm	**BADH**	1SNA **116 900** R**27**00
End stop	th. 9,1 mm	**BAMH**	1SNA **114 836** R**00**00
End stop	th. 9,1 mm	**BAMH**	1SNA **194 836** R**01**00
Rail	35 x 7,5 x 1	**PR3.Z2**	1SNA **174 300** R**17**00
Rail	35 x 15 x 2,3	**PR4**	1SNA **168 500** R**12**00
Rail	35 x 15 x 1,5	**PR5**	1SNA **168 700** R**22**00

Other end stops, rails and accessories : see section on accessories.

Characteristics

Wire size

		IEC NFC VDE	UL	CSA
Screw	Rigid	0,2-4 mm²	22-10 AWG	22-10 AWG
	Flexible	0,22-4 mm²	22-10 AWG	22-10 AWG
ADO	Rigid	0,28-1,5 mm²	22-16 AWG	22-16 AWG
	Flexible	0,34-1,5 mm²	22-16 AWG	22-16 AWG
Voltage				
Rated		800 V	600 V	600 V
Impulse withstand		6 kV		
Pollution degree		3		
Current				
Rated		17,5 A	18 A	18 A
Wire size				
Rated		1,5 mm²	10/16 AWG	10/16 AWG

Wire stripping lenght (screw)	Recommended screwdriver	Recommended torque (screw)	Protection
9,5 mm	4 mm	0,5-0,8 Nm	IP 20
.37"	*.157"*	*4.4-7.1 lb.in.*	*NEMA 1*

Notes

Standard block 6 mm double deck. For multiple wires connections, the two wires need to be of the same gage and nature (rigid or flexible). Terminal block body material is UL 94 V0.

Some accessories can decrease the block's voltage rating. Consult us for more information.

Accessories

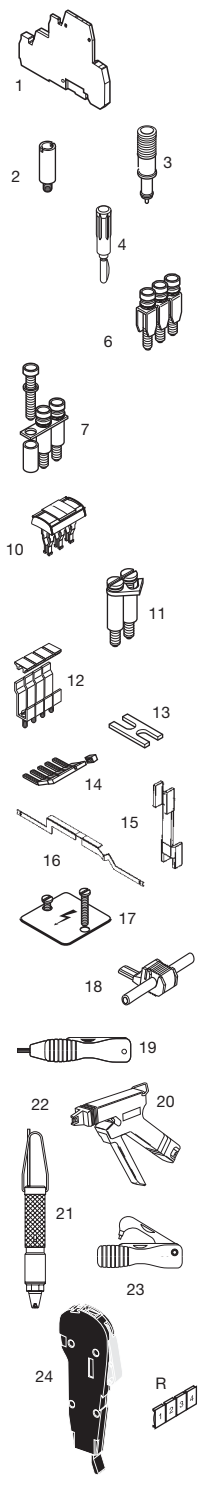

			Type			Part numbers
1	End section	grey	FED2AD1		th. 5,0 mm	1SNA **199 417** R**12**00
2	Test socket		AL2	(1)	DIA. 2,0 mm	1SNA **163 043** R**21**00
			AL3	(1)	DIA. 3,0 mm	1SNA **163 261** R**00**00
3	Test device		DCJ		yellow	1SNA **173 059** R**03**00
4	Test plug		FC2		DIA. 2,0 mm	1SNA **007 865** R**26**00
6	Assembled jumper bar (with IP20 protection)		BJMI6	(1)	32 A 2 poles	1SNA **176 663** R**00**00
			BJMI6	(1)	32 A 3 poles	1SNA **176 664** R**01**00
			BJMI6	(1)	32 A 4 poles	1SNA **176 665** R**02**00
			BJMI6	(1)	32 A 5 poles	1SNA **176 666** R**03**00
			BJMI6	(1)	32 A 10 poles	1SNA **176 667** R**04**00
7	Jumper bar not assembled		BJS6	(1)	32 A 20 poles	1SNA **174 784** R**20**00
	Post + washer + captive screw IP20		EV6I			1SNA **206 394** R**02**00
10	Screwless jumper bar to be inserted into ADO jaw orange IP20		BJADO6.2		17,5 A 2 poles	1SNA **205 974** R**06**00
			BJADO6.3		17,5 A 3 poles	1SNA **205 975** R**07**00
			BJADO6.4		17,5 A 4 poles	1SNA **205 976** R**00**00
			BJADO6.5		17,5 A 5 poles	1SNA **205 977** R**01**00
			BJADO6.10		17,5 A 10 poles	1SNA **205 982** R**27**00
			BJADO6.20		17,5 A 20 poles	1SNA **205 992** R**21**00
11	Pivoting jumper bar		BJP6	(1)	35 A	1SNA **174 413** R**14**00
12	Jumper bar for alternated jumping		BJA6	(1)	32 A 10 poles	1SNA **116 541** R**12**00
13	Connector plate		EL6		35 A	1SNA **173 627** R**21**00
14	Comb type jumper bar		PC6		35 A 2 poles	1SNA **113 546** R**14**00
			PC6		35 A 3 poles	1SNA **116 536** R**05**00
			PC6		35 A 4 poles	1SNA **116 537** R**06**00
			PC6		35 A 10 poles	1SNA **113 548** R**26**00
	Insulating tip		EIP			1SNA **113 550** R**24**00
15	Vertical jumper bar		ITVE			1SNA **179 694** R**03**00
16	Shield connector		CBD2S			1SNA **178 408** R**14**00
17	Protection label		EP6		4 blocks	1SNA **163 427** R**17**00
	Screw for protection label		VSP6			1SNA **163 433** R**15**00
18	IDC jumper		AD2,5		24 A	1SNA **114 205** R**20**00
19	Hand tool kit		OUMAD			1SNA **179 466** R**06**00
20	Semi-automatic tool		OUPAD			1SNA **178 944** R**04**00
21	Pneumatic tool kit		OUTAD			1SNA **205 710** R**11**00
22	Replacement head kit		OUTA			1SNA **205 284** R**03**00
23	Extraction tool kit		EXAD2			1SNA **205 721** R**00**00
24	Test connector		CEADO.6			1SNA **399 346** R**12**00
			CEADOE			1SNA **399 341** R**15**00
R	See section on markers marking method		RC610		RC65	

(1) Use of these accessories requires the user to cut out the partition.

Terminal block Insulation Displacement

Double deck

ADO - Screw clamp

DIN 3

ADO side
1 - 2,5 mm²
16 - 14 AWG

Screw side
0,2 - 10 mm²
24 - 8 AWG

D 6/8.D2.ADO

Spacing 8 mm + 0,05 *(.315")*

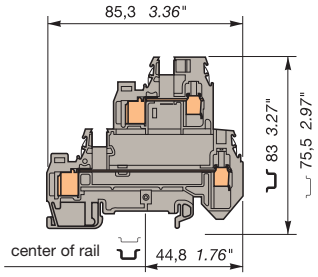

Standard 8 mm block

Colour		Type	Part numbers
Standard block			
Grey	■	**D 6/8.D2.ADO**	1SNA **399 600** R**2600**
Blue	■	**D 6/8.D2.N.ADO**	1SNA **399 602** R**1400**

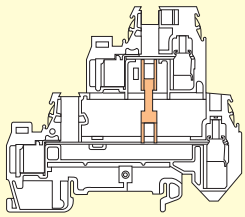

Positionning of the vertical jumper bar (**ITVE** marker 13)

Accessories

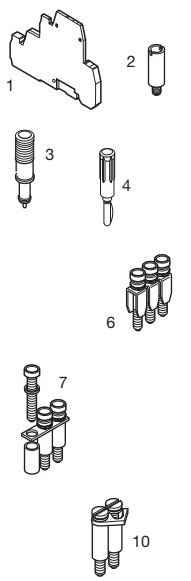

		Type				Part numbers
1	End section	FED2AD1			th. 5 mm	1SNA **199 417** R**1200**
2	Test socket	AL2	(1)		DIA. 2 mm	1SNA **163 043** R**2100**
		AL3	(1)		DIA. 3 mm	1SNA **163 261** R**0000**
		AL4-M3	(1)		DIA. 4 mm	1SNA **206 721** R**0100**
3	Test device	DCO			orange	1SNA **173 060** R**0000**
4	Test plug	FC2	(2)		DIA. 2 mm	1SNA **007 865** R**2600**
		FC4	(2)		DIA. 4 mm	1SNA **167 860** R**0100**
6	Assembled jumper bar (with IP20 protection)	BJMI8	(1)	41 A	2 poles	1SNA **176 669** R**1600**
		BJMI8	(1)	41 A	3 poles	1SNA **176 670** R**1300**
		BJMI8	(1)	41 A	4 poles	1SNA **176 671** R**0000**
		BJMI8	(1)	41 A	5 poles	1SNA **176 672** R**0100**
		BJMI8	(1)	41 A	10 poles	1SNA **176 673** R**0200**
7	Jumper bar not assembled	BJS8		41 A	20 poles	1SNA **174 789** R**0500**
	Post + washer + captive screw IP20	EV6I				1SNA **206 394** R**0200**
		BJP8	(1)(3)	50 A		1SNA **174 448** R**0700**
10	Pivoting jumper bar	EL6	(3)	35 A		1SNA **173 627** R**2100**
11	Connector plate	PC8		50 A	2 poles	1SNA **113 546** R**1400**
12	Comb type jumper bar	PC8		50 A	3 poles	1SNA **116 536** R**0500**
		PC8		50 A	4 poles	1SNA **116 537** R**0600**
		PC8		50 A	10 poles	1SNA **113 548** R**2600**
		EIP				1SNA **113 550** R**2400**
	Insulating tip	ITVE				1SNA **179 694** R**0300**
13	Vertical jumper bar	EP6			3 poles	1SNA **163 427** R**1700**
14	Protection label	EP8			4 poles	1SNA **163 428** R**2000**
		VSP6				1SNA **163 433** R**1500**
	Screw for protection label	AD2,5		24 A		1SNA **114 205** R**2000**
15	IDC jumper	OUMAD				1SNA **179 466** R**0600**
16	Hand tool kit	OUPAD				1SNA **178 944** R**0400**
17	Semi-automatic tool	OUTAD				1SNA **205 710** R**1100**
18	Pneumatic tool	OUTA				1SNA **205 284** R**0300**
19	Replacement head kit	BP8.A4	(with AL4)			1SNA **173 888** R**2000**
20	Bridging plug	CEADO.8				1SNA **399 348** R**2400**
21	Test connector	CEADOE				1SNA **399 341** R**1500**
R	See section on markers marking method	RTM7		RC810	RCAL85	

(1) **SC** obligatory rated voltage with these accessories. (2) Forbidden under explosive atmosphere EEX usage. (3) Only certified for "i" security.

End stop		th. 12 mm	**BADH**	1SNA **116 900** R**2700**
End stop		th. 9,1 mm	**BAMH**	1SNA **114 836** R**0000**
End stop		th. 9,1 mm	**BAMH**	1SNA **194 836** R**0100**
Rail		35 x 7,5 x 1	**PR3.Z2**	1SNA **174 300** R**1700**
Rail		35 x 15 x 2,3	**PR4**	1SNA **168 500** R**1200**
Rail		35 x 15 x 1,5	**PR5**	1SNA **168 700** R**2200**

Other end stops, rails and accessories : see section on accessories.

Characteristics

Wire size

		IEC NFC DIN	UL	CSA
Screw	Rigid	0,2-10 mm²		
	Flexible	0,22-6 mm²		
ADO	Rigid	1-2,5 mm²		
	Flexible	1-2,5 mm²		

Voltage

Rated	800 V		
Impulse withstand	8 kV		
Pollution degree	3		

Current

Rated	24 A		

Wire size

Rated	2,5 mm²		

Wire stripping lenght (screw)	Recommended screwdriver	Recommended torque (screw)	Protection
12 mm	4 - 4,5mm	0,8 - 1 Nm	IP 20
.47"	*.157" - .177"*	*7.1 - 8.9 lb.in.*	

Notes

Standard block 8 mm. For multiple wires connections, the two wires need to be of the same gage and nature (rigid or flexible). Terminal block body material is UL 94 V0.

The use of some accessories may decrease the block's voltage rating. For more information, consult us.

Terminal block Insulation Displacement

Double deck

ADO - Screw clamp

DIN 3

ADO side
1 - 2,5 mm²
16 - 14 AWG

Screw side
0,2 - 10 mm²
24 - 8 AWG

D 6/8.D2.ADO.1

Spacing 8 mm + 0,05 *(.315")*

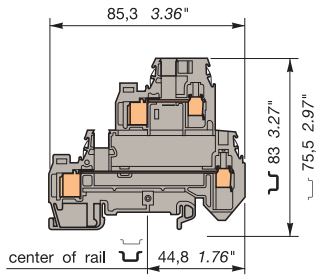

D 6/8.D2.ADO with partition

Colour		Type	Part numbers
Grey	■	**D 6/8.D2.ADO.1**	1SNA **399 601** R**1300**

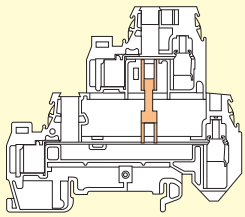

Positionning of the vertical jumper bar (**ITVE** marker 13)

Accessories

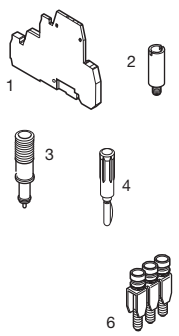

		Type				Part numbers
1	End section grey	FED2AD1			th. 5 mm	1SNA **199 417** R**1200**
2	Test socket	AL2	(1)		DIA. 2 mm	1SNA **163 043** R**2100**
		AL3	(1)		DIA. 3 mm	1SNA **163 261** R**0000**
		AL4-M3	(1)		DIA. 4 mm	1SNA **206 721** R**0100**
3	Test device	DCO			orange	1SNA **173 060** R**0000**
4	Test plug	FC2	(2)		DIA. 2 mm	1SNA **007 865** R**2600**
		FC4	(2)		DIA. 4 mm	1SNA **167 860** R**0100**
6	Assembled jumper bar (with IP20 protection)	BJMI8	(1)	41 A	2 poles	1SNA **176 669** R**1600**
		BJMI8	(1)	41 A	3 poles	1SNA **176 670** R**1300**
		BJMI8	(1)	41 A	4 poles	1SNA **176 671** R**0000**
		BJMI8	(1)	41 A	5 poles	1SNA **176 672** R**0100**
		BJMI8	(1)	41 A	10 poles	1SNA **176 673** R**0200**
7	Jumper bar not assembled	BJS8		41 A	20 poles	1SNA **174 789** R**0500**
	Post + washer + captive screw IP20	EV6I				1SNA **206 394** R**0200**
10	Pivoting jumper bar	BJP8	(1)(3)	50 A		1SNA **174 448** R**0700**
11	Connector plate	EL6	(3)	35 A		1SNA **173 627** R**2100**
12	Comb type jumper bar	PC8		50 A	2 poles	1SNA **113 546** R**1400**
		PC8		50 A	3 poles	1SNA **116 536** R**0500**
		PC8		50 A	4 poles	1SNA **116 537** R**0600**
		PC8		50 A	10 poles	1SNA **113 548** R**2600**
	Insulating tip	EIP				1SNA **113 550** R**2400**
13	Vertical jumper bar	ITVE				1SNA **179 694** R**0300**
14	Protection label	EP6			3 blocks	1SNA **163 427** R**1700**
		EP8			4 blocks	1SNA **163 428** R**2000**
	Screw for protection label	VSP6				1SNA **163 433** R**1500**
15	IDC jumper	AD2,5		24 A		1SNA **114 205** R**2000**
16	Hand tool kit	OUMAD				1SNA **179 466** R**0600**
17	Semi-automatic tool	OUPAD				1SNA **178 944** R**0400**
18	Pneumatic tool	OUTAD				1SNA **205 710** R**1100**
19	Replacement head kit	OUTA				1SNA **205 284** R**0300**
20	Bridging plug	BP8.A4		(with AL4)		1SNA **173 888** R**2000**
R	See section on markers marking method	RTM7		RC810	RCAL85	

(1) **SC** obligatory rated voltage with these accessories. (2) Forbidden under explosive atmosphere EEX usage. (3) Only certified for "i" security.

End stop		th. 12 mm	**BADH**	1SNA **116 900** R**2700**
End stop		th. 9,1 mm	**BAMH**	1SNA **114 836** R**0000**
End stop		th. 9,1 mm	**BAMH**	1SNA **194 836** R**0100**
Rail		35 x 7,5 x 1	**PR3.Z2**	1SNA **174 300** R**1700**
Rail		35 x 15 x 2,3	**PR4**	1SNA **168 500** R**1200**
Rail		35 x 15 x 1,5	**PR5**	1SNA **168 700** R**2200**

Other end stops, rails and accessories : see section on accessories.

Characteristics

Wire size

		IEC NFC DIN	UL	CSA
Screw	Rigid	0,2-10 mm²		
	Flexible	0,22-6 mm²		
ADO	Rigid	1-2,5 mm²		
	Flexible	1-2,5 mm²		

Voltage			
Rated	800 V		
Impulse withstand	8 kV		
Pollution degree	3		
Current			
Rated	24 A		
Wire size			
Rated	2,5 mm²		

Wire stripping lenght (screw)	Recommended screwdriver	Recommended torque (screw)	Protection
12 mm	4 - 4,5mm	0,8 - 1 Nm	IP 20
.47"	*.157" - .177"*	*7.1 - 8.9 lb.in.*	

Notes

Standard block 8 mm. For multiple wires connections, the two wires need to be of the same gage and nature (rigid or flexible). Terminal block body material is UL 94 V0.

The use of some accessories may decrease the block's voltage rating. For more information, consult us.

Compatibility of ADO/ Screw clamp terminal blocks with Screw clamp/Screw clamp switch terminal blocks for neutral circuits

Standard ADO/Screw clamp terminal blocks with 6 and 8 mm spacing are compatible with Screw clamp/Screw clamp switch terminal blocks for neutral circuits.

Wire connection and removal is possible with busbar in its place.

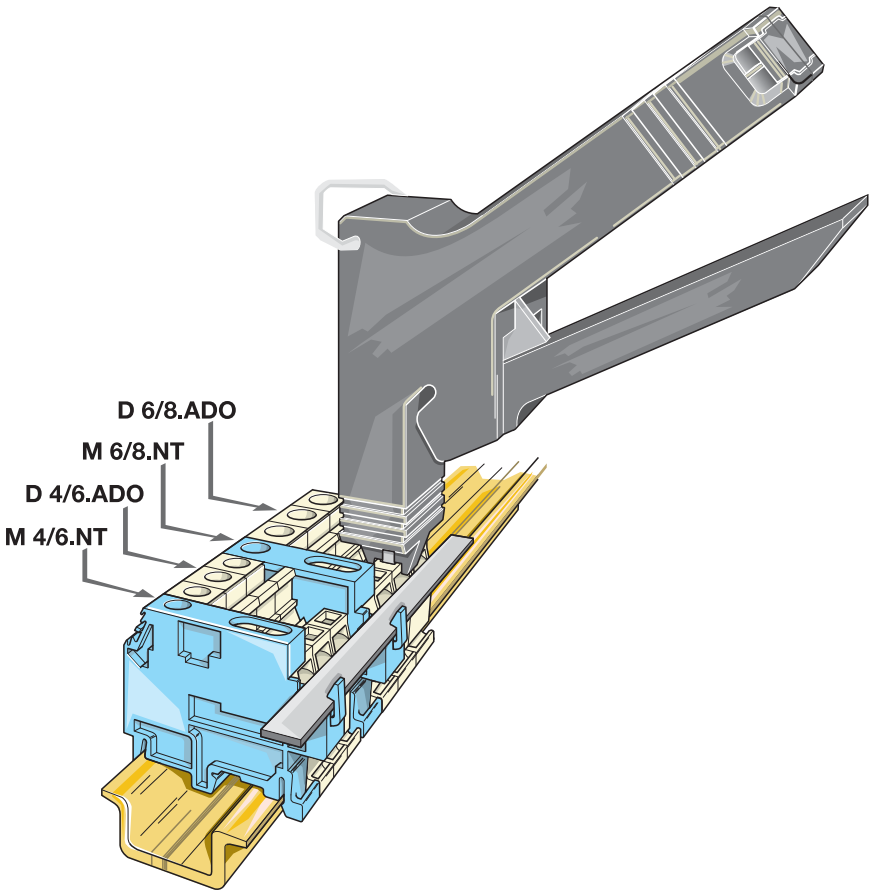

ADO/Screw clamp terminal blocks for neutral circuits

ADO/Screw clamp terminal blocks with blue body can be used for neutral connection.

Blue colour permits a good identification.

D 2,5/5.N.ADO
Spacing 5 mm + 0,05 (*.198"*)

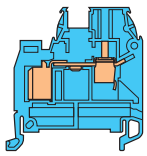

Rated wire size *1 mm²*
D 2,5/5.N.ADO 1SNA **199 556** R2500

D 4/6.N.ADO
Spacing 6 mm + 0,05 (*.238"*)

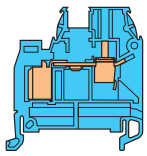

Rated wire size *1,5 mm²*
D 4/6.N.ADO 1SNA **199 036** R1700

D 6/8.N.ADO
Spacing 8 mm + 0,05 (*.315"*)

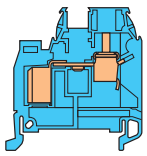

Rated wire size *2,5 mm²*
D 6/8.N.ADO 1SNA **199 044** R2700

D 6/8.N.ADO3
Spacing 8 mm + 0,05 (*.315"*)

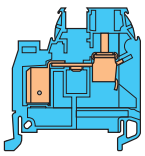

Rated wire size *4 mm²*
D 6/8.N.ADO3 1SNA **399 319** R1700

D 2,5/5.D2.N.ADO
Spacing 5 mm + 0,05 (*.200"*)

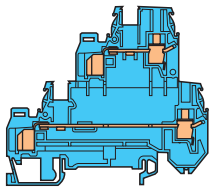

Rated wire size *1 mm²*
D 4/6.D2.N.ADO 1SNA **399 899** R0600

D 4/6.D2.N.ADO
Spacing 6 mm + 0,05 (*.238"*)

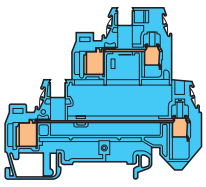

Rated wire size *1,5 mm²*
D 4/6.D2.N.ADO 1SNA **199 244** R0400

D 6/8.D2.N.ADO
Spacing 8 mm + 0,05 (*.315"*)

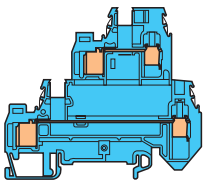

Rated wire size *2,5 mm²*
D 6/8.D2.N.ADO 1SNA **399 602** R1400

Characteristics and accessories of these blocks are described in standard ADO/ Screw clamp block pages.

Terminal blocks Insulation displacement

Ground terminal blocks electrically connected to the mounting rail

ADO - Screw-clamp

DIN 3

refer to the section "Special Applications" for part numbers and characteristics.

Characteristics and accessories, refer to standard ADO - Screw clamp terminal blocks.

** Black marking for wire size 1-2.5 mm² (16-14 AWG)*

D 2,5/5.P.ADO

Spacing 5 mm + 0.05 .198"

ADO side	Screw side
0.22 -1 mm²	0.2 - 2,5 mm²
24 - 18 AWG	22 - 12 AWG

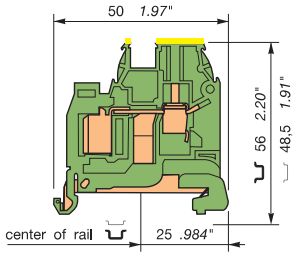

Type	P/N
Green body / Yellow marking	
D2,5/5.P.ADO	1SNA 399 030 R0500

D 4/6.P.ADO

Spacing 6 mm + 0.05 .238"

ADO side	Screw side
0.34 -1.5 mm²	0.2 - 4 mm²
22 - 16 AWG	22 - 12 AWG

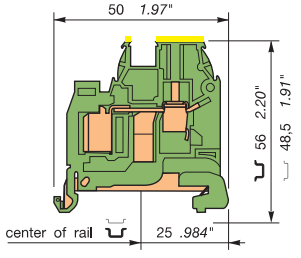

Type	P/N
Green body / Yellow marking	
D4/6.P.ADO	1SNA 199 050 R0100

D 6/8.P.ADO

Spacing 8 mm + 0.05 .315"

ADO side	Screw side
1 - 2.5 mm²	0.2 - 6 mm²
16 - 14 AWG	22 - 8 AWG

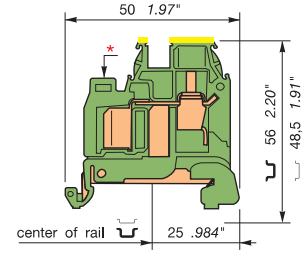

Type	P/N
Green body / Yellow marking	
D6/8.P.ADO	1SNA 199 118 R2600

Characteristics

			D 2,5/5.P.ADO	D 4/6.P.ADO	D 6/8.P.ADO
			IEC NFC DIN / UL/CSA	IEC NFC DIN / UL / CSA	IEC NFC DIN / UL / CSA
Wire size	Screw	Rigid	0,2-4 mm² / 22-12 AWG	0,2-4 mm² / 22-10 AWG / 22-10 AWG	0,2-10 mm² / 22-8 AWG / 22-8 AWG
		Flexible	0,22-2,5 mm² / 22-12 AWG	0,22-4 mm² / 22-10 AWG / 22-10 AWG	0,22-6 mm² / 22-8 AWG / 22-8 AWG
	ADO	Rigid	0,2-1 mm² / 24-18 AWG	0,34-1,5 mm² / 22-16 AWG / 22-16 AWG	1-2,5 mm² / 16-14 AWG / 16-14 AWG
		Flexible	0,22-1 mm² / 24-18 AWG	0,34-1,5 mm² / 22-16 AWG / 22-16 AWG	1-2,5 mm² / 16-14 AWG / 16-14 AWG
Rated current			120 A/1 s.	180 A/1 s.	300 A/1 s.
Rated wire size			1 mm² / 18 AWG	1,5 mm² / 16 AWG / 16 AWG	2,5 mm² / 14 AWG / 14 AWG

Other characteristics

	Wire stripping length	Recommended screwdriver	Recommended torque	Protection
D 2,5/5.P.ADO	9,5 mm / .37"	3,5 mm / .137"	0,4-0,6 Nm / 3.5-5.3 lb.in	IP20 / NEMA 1
D 4/6.P.ADO	9,5 mm / .37"	4 mm / .16"	0,5-0,8 Nm / 4.4-7.1 lb.in	IP20 / NEMA 1
D 6/8.P.ADO	12 mm / .47"	4 mm- 5 mm / .16" - .2"	0,8-1 Nm / 7.1-8.9 lb.in	IP20 / NEMA 1

Approvals

Accessories

			D 2,5/5.P.ADO	D 4/6.P.ADO	D 6/8.P.ADO
			Type / P/N	Type / P/N	Type / P/N
1	End section	yellow	FEDAD1 th. 3 mm 1SNA 199 339 R0300	FEDAD1 th. 3 mm 1SNA 199 339 R0300	FEDAD1 th. 3 mm 1SNA 199 339 R0300
		grey	FEDAD1 th. 3 mm 1SNA 199 336 R2000	FEDAD1 th. 3 mm 1SNA 199 336 R2000	FEDAD1 th. 3 mm 1SNA 199 336 R2000
R	See section on marking Marking mode		RC55 RC510 RTM7	RC65 RC610 RTM7	RTM7 RC810 RCAL85

Terminal blocks Insulation displacement

Ground terminal blocks electrically connected to the mounting rail

ADO - Screw-clamp

DIN 3

refer to the section "Special Applications" for part numbers and characteristics.

Characteristics and accessories, refer to standard ADO - Screw clamp terminal blocks.

** white marking for wire size 2.5-4 mm² (14-12 AWG)*

D 6/8.P.ADO3

Spacing 8 mm + 0.05 .315"

ADO side	Screw side
4 mm² / 12 AWG	0.2 - 6 mm²
1 wire only	22 - 8 AWG

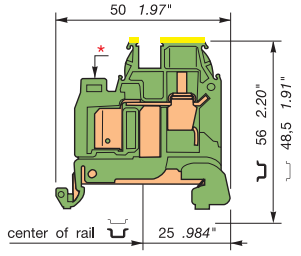

Type	P/N
Green body / Yellow marking	
D6/8.P.ADO3	1SNA 399 251 R1300

Double deck terminal blocks Insulation displacement

Ground terminal blocks electrically connected to the mounting rail

ADO - Screw-clamp

DIN 3

Characteristics and accessories, refer to standard ADO - Screw clamp terminal blocks.

D 4/6.D1.P.ADO

Spacing 6 mm + 0.05 .238"

ADO side	Screw side
0.34 - 1.5 mm²	0.2 - 4 mm²
22 - 16 AWG	24 - 12 AWG

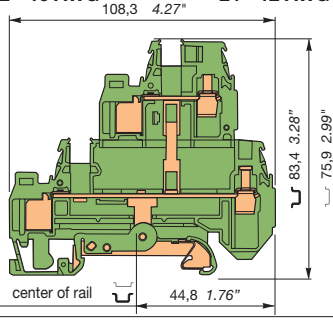

Type	P/N
Green body / Yellow marking	
D 4/6.D1.P.ADO	1SNA 399 931 R2500

Characteristics

			D 6/8.P.ADO3	Double deck	D 4/6.D1.P.ADO
			IEC NFC DIN / UL/CSA		IEC NFC DIN / UL / CSA
Wire size	Screw	Rigid	0,2-10 mm² / 22-8 AWG	Screw Rigid	0,2-4 mm²
		Flexible	0,22-6 mm² / 22-8 AWG	Screw Flexible	0,22-4 mm²
	ADO	Rigid	4 mm² / 12 AWG	ADO Rigid	0,28-1,5 mm²
		Flexible	4 mm² / 12 AWG	ADO Flexible	0,34-1,5 mm²
Rated current			480 A/1 s.		180 A/1 s.
Rated wire size			4 mm² / 12AWG		1,5 mm²

Other characteristics

	Wire stripping length	Recommended screwdriver	Recommended torque	Protection
D 6/8.P.ADO3	12 mm / .47"	4 mm- 5 mm / .16" - .2"	0,8-1 Nm / 7.1-8.9 lb.in	IP20 / NEMA 1
Double deck				
D 4/6.D1.P.ADO	Wires tripping length 9,5 mm / .37"	Recommended screwdriver 4 mm / .16"	Recommended torque 0,5-0,8 Nm / 4.4-7.1 lb.in	Protection

Approvals

Accessories

			D 6/8.P.ADO3	Double deck	D 4/6.D1.P.ADO
			Type / P/N	Type / P/N	Type / P/N
1	End section	yellow	FEDAD1 th. 3 mm 1SNA 199 339 R0300		
		grey	FEDAD1 th. 3 mm 1SNA 199 336 R2000	End section grey	FED2AD1 th. 3 mm 1SNA 199 417 R1200
R	See section on markers Marking method		RTM7 RC810 RCAL85	See section on markers Marking method	RC65 RC610 RTM7

Insulation displacement

Heavy duty switch terminal blocks with blade

Screw clamp - ADO

DIN 3

End stop		th. 9 mm	**BADL**	1SNA **399 903** R02**00**
End stop		th. 10 mm	**BAM2**	1SNA **399 967** R01**00**
Rail		35 x 7,5 x 1	**PR3.Z2**	1SNA **174 300** R17**00**
Rail		35 x 15 x 2,3	**PR4**	1SNA **168 500** R12**00**
Rail		35 x 15 x 1,5	**PR5**	1SNA **168 700** R22**00**

Other end stops, rails and accessories : see section on accessories.

Notes

For two wire connection max., the wires need to be of the same gage and nature (rigid or flexible). Terminal block body material is UL 94 V0.

All switch terminal blocks offer a test point DIA. 2 mm (or DIA. 2.3 mm on block D2,5/5.SFAT23.ADO) on the ADO side of the block.

D 2,5/5.SN.ADO

Spacing 5 mm +0,05 .198"

ADO side
0,22 - 1 mm²
24-18 AWG

Screw side
0,2 - 2,5 mm²
22-12 AWG

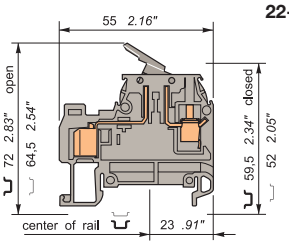

Colour		Type	Part numbers
Grey		**D 2,5/5.SN.ADO**	1SNA **399 226** R02**00**
Orange		**D 2,5/5.SN.ADO**	1SNA **399 227** R03**00**

Characteristics

Wire size

		IEC NFC	IEC DIN	UL/CSA
Screw*	Rigid	0,2-4 mm²		22-12 AWG
	Flexible	0,22-2,5 mm²		22-12 AWG
ADO	Rigid	0,2-1 mm²		24-18 AWG
	Flexible	0,22-1 mm²		24-18 AWG

Voltage

Rated	320 V	300 V
Impulse withstand	4 kV	
Pollution degree	3	

Current

Rated	10 A	

Wire size

Rated	1 mm²	12/18 AWG

Wire stripping length (screw)	Recommended screwdriver	Recommended torque	protection
9,5 mm	3,5 mm	0,4-0,6 Nm	IP 20
.37"	.137"	3.5-5.3 lb.in	NEMA 1

D 2,5/5.SNT2....ADO

Spacing 5 mm +0,05 .198"

ADO side
0,22 - 1 mm²
24-18 AWG

Screw side
0,2 - 2,5 mm²
22-12 AWG

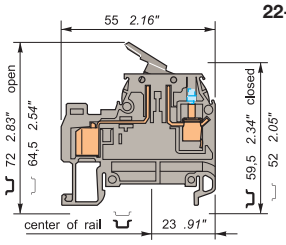

Colour		Type	Part numbers
With DIA. 2 mm test on two sides.			
Grey		**D 2,5/5.SNT2.ADO**	1SNA **399 228** R14**00**
Orange		**D 2,5/5.SNT2.ADO**	1SNA **399 229** R15**00**
With DIA. 2.3 mm test on two sides.			
Grey		**D 2,5/5.SNT23.ADO**	1SNA **399 230** R12**00**

Characteristics

Wire size

		IEC NFC	IEC DIN	UL/CSA
Screw*	Rigid	0,2-4 mm²		22-12 AWG
	Flexible	0,22-2,5 mm²		22-12 AWG
ADO	Rigid	0,2-1 mm²		24-18 AWG
	Flexible	0,22-1 mm²		24-18 AWG

Voltage

Rated	320 V	300 V
Impulse withstand	4 kV	
Pollution degree	3	

Current

Rated	10 A	

Wire size

Rated	1 mm²	12/18 AWG

Wire stripping length (screw)	Recommended screwdriver	Recommended torque	protection
9,5 mm	3,5 mm	0,4-0,6 Nm	IP 20
37"	.137"	3.5-5.3 lb.in	NEMA 1

Accessories

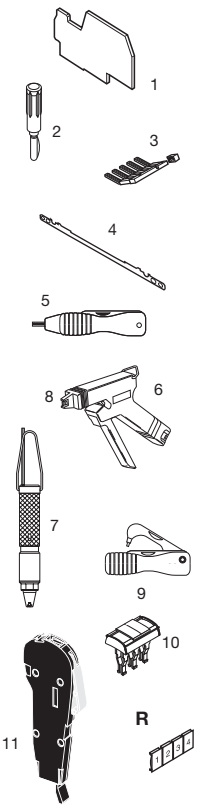

			Type			Part numbers	Type			Part numbers
1	End section	grey	FEDAD4		th. 2 mm	1SNA **199 352** R00**00**	FEDAD4		th. 2 mm	1SNA **199 352** R00**00**
		orange	FEDAD4		th. 2 mm	1SNA **199 353** R01**00**	FEDAD4		th. 2 mm	1SNA **199 353** R01**00**
2	Test plug		FC2		DIA. 2 mm	1SNA **007 865** R26**00**	FC2		DIA. 2 mm	1SNA **007 865** R26**00**
3	Comb-type jumper		PC5	30 A	2 poles	1SNA **113 542** R10**00**	PC5	30 A	2 poles	1SNA **113 542** R10**00**
			PC5	30 A	10 poles	1SNA **113 544** R12**00**	PC5	30 A	10 poles	1SNA **113 544** R12**00**
	Insulating tip		EIP			1SNA **113 550** R24**00**	EIP			1SNA **113 550** R24**00**
4	Shield connector		CBD1		th. 0,8 mm	1SNA **179 634** R06**00**	CBD1		th. 0,8 mm	1SNA **179 634** R06**00**
5	Hand tool kit		OUMAD			1SNA **179 466** R06**00**	OUMAD			1SNA **179 466** R06**00**
6	Semi-automatic tool		OUPAD			1SNA **178 944** R04**00**	OUPAD			1SNA **178 944** R04**00**
7	Pneumatic tool kit		OUTAD			1SNA **205 710** R11**00**	OUTAD			1SNA **205 710** R11**00**
8	Replacement head kit		OUTA			1SNA **205 284** R03**00**	OUTA			1SNA **205 284** R03**00**
9	Extraction tool kit		EXAD2			1SNA **205 721** R00**00**	EXAD2			1SNA **205 721** R00**00**
10	Screwless jumper bar to be inserted into ADO jaw orange IP20		BJADO5.2	13,5 A	2 poles	1SNA **205 955** R03**00**	BJADO5.2	13,5 A	2 poles	1SNA **205 955** R03**00**
			BJADO5.3	13,5 A	3 poles	1SNA **205 956** R04**00**	BJADO5.3	13,5 A	3 poles	1SNA **205 956** R04**00**
			BJADO5.4	13,5 A	4 poles	1SNA **205 957** R05**00**	BJADO5.4	13,5 A	4 poles	1SNA **205 957** R05**00**
			BJADO5.5	13,5 A	5 poles	1SNA **205 958** R16**00**	BJADO5.5	13,5 A	5 poles	1SNA **205 958** R16**00**
			BJADO5.10	13,5 A	10 poles	1SNA **205 963** R03**00**	BJADO5.10	13,5 A	10 poles	1SNA **205 963** R03**00**
			BJADO5.20	13,5 A	20 poles	1SNA **205 973** R05**00**	BJADO5.20	13,5 A	20 poles	1SNA **205 973** R05**00**
11	Test connector		CEADO.5			1SNA **399 345** R11**00**	CEADO.5			1SNA **399 345** R11**00**
			CEADOE			1SNA **399 341** R15**00**	CEADOE			1SNA **399 341** R15**00**
R	See section on markers marking method		RC55		RC510		RC55		RC510	

Terminal blocks Insulation Displacement

Heavy duty switch connection by blades

Screw clamp - ADO

DIN 3

End stop		th. 9 mm	**BADL**	1SNA **399 903** R02**00**
End stop		th. 10 mm	**BAM2**	1SNA **399 967** R01**00**
Rail		35 x 7,5 x 1	**PR3.Z2**	1SNA **174 300** R17**00**
Rail		35 x 15 x 2,3	**PR4**	1SNA **168 500** R12**00**
Rail		35 x 15 x 1,5	**PR5**	1SNA **168 700** R22**00**

Other end stops, rails and accessories : see section on accessories.

Notes

Standard block 6 mm. For multiple wire connections, the two wires need to be of the same gage and nature (rigid or flexible). Terminal block body material is UL 94 V0.

All switch terminal blocks offer a test point (DIA. 2 mm or DIA. 2.3 mm on block D 4/6.SNT23.ADO) on the ADO side of the block.

D 4/6.SN.ADO

Spacing 6 mm +0,05 .238"
ADO side **0,34 - 1,5 mm² 22 - 16 AWG**
Screw side **0,2 - 4 mm² 22 - 10 AWG**

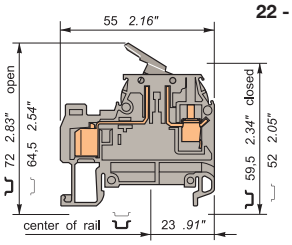

Colour		Type	Part numbers
Grey		**D 4/6.SN.ADO**	1SNA **199 107** R24**00**
Orange		**D 4/6.SN.ADO**	1SNA **199 108** R05**00**

Characteristics

Wire size

		IEC NFC DIN	UL	CSA
Screw	Rigid	0,2-4 mm²	22-10 AWG	22-10 AWG
	Flexible	0,22-4 mm²	22-10 AWG	22-10 AWG
ADO	Rigid	0,34-1,5 mm²	22-16 AWG	22-16 AWG
	Flexible	0,34-1,5 mm²	22-16 AWG	22-16 AWG

Voltage

Rated	500 V	600 V	600 V
Impulse withstand	6 kV		
Pollution degree	3		

Current

Rated	10 A	10 A	10 A

Wire size

Rated	1,5 mm²	10/16 AWG	10/16 AWG

Wire stripping lenght (screw)	Recommended screwdriver	Recommended torque (screw)	Protection
9,5 mm	4 mm	0,5-0,8 Nm	IP 20
.37"	.16"	4.4-7.1 lb.in	NEMA 1

D 4/6.SNT2....ADO

Spacing 6 mm +0,05 .238"
ADO side **0,34 - 1,5 mm² 22 - 16 AWG**
Screw side **0,2 - 4 mm² 22 - 10 AWG**

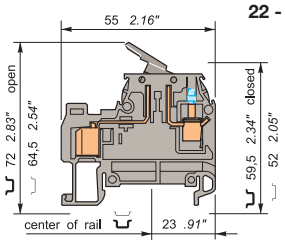

Colour		Type	Part numbers
With DIA. 2 mm screw test socket for test on screw side.			
Grey		**D 4/6.SNT2.ADO**	1SNA **199 235** R23**00**
Orange		**D 4/6.SNT2.ADO**	1SNA **199 236** R24**00**
With DIA. 2.3 mm screw test socket for test on screw side.			
Grey		**D 4/6.SNT23.ADO**	1SNA **199 229** R05**00**

Characteristics

Wire size

		IEC NFC DIN	UL	CSA
Screw	Rigid	0,2-4 mm²	22-10 AWG	22-10 AWG
	Flexible	0,22-4 mm²	22-10 AWG	22-10 AWG
ADO	Rigid	0,34-1,5 mm²	22-16 AWG	22-16 AWG
	Flexible	0,34-1,5 mm²	22-16 AWG	22-16 AWG

Voltage

Rated	500 V	600 V	600 V
Impulse withstand	6 kV		
Pollution degree	3		

Current

NoRatedminale	10 A	10 A	10 A

Section

Rated	1,5 mm²	10/16 AWG	10/16 AWG

Wire stripping lenght (screw)	Recommended screwdriver	Recommended torque (screw)	Protection
9,5 mm	4 mm	0,5-0,8 Nm	IP 20
37"	.16"	4.4-7.1 lb.in	NEMA 1

Accessories

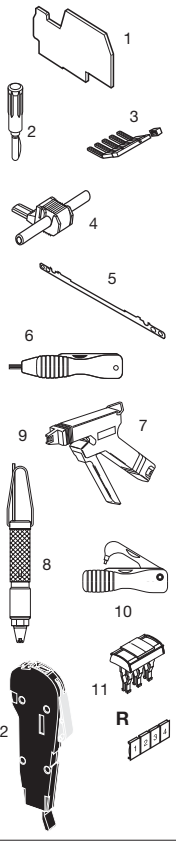

		Type			Part numbers	Type			Part numbers
1	End section grey	FEDAD4		th. 2 mm	1SNA **199 352** R00**00**	FEDAD4		th. 2 mm	1SNA **199 352** R00**00**
2	Test plug	FC2		DIA. 2 mm	1SNA **007 865** R26**00**	FC2		DIA. 2 mm	1SNA **007 865** R26**00**
3	Comb-type jumper bar	PC61	35 A	10 poles	1SNA **163 311** R22**00**	PC61	35 A	10 poles	1SNA **163 311** R22**00**
4	IDC jumper	AD2,5	24 A		1SNA **114 205** R20**00**	AD2,5	24 A		1SNA **114 205** R20**00**
5	Shield connector	CBD1		th. 0,8 mm	1SNA **179 634** R06**00**	CBD1		th. 0,8 mm	1SNA **179 634** R06**00**
6	Hand tool kit	OUMAD			1SNA **179 466** R06**00**	OUMAD			1SNA **179 466** R06**00**
7	Semi-automatic tool	OUPAD			1SNA **178 944** R04**00**	OUPAD			1SNA **178 944** R04**00**
8	Pneumatic tool kit	OUTAD			1SNA **205 710** R11**00**	OUTAD			1SNA **205 710** R11**00**
9	Replacement head kit	OUTA			1SNA **205 284** R03**00**	OUTA			1SNA **205 284** R03**00**
10	Extraction head kit	EXAD2			1SNA **205 721** R00**00**	EXAD2			1SNA **205 721** R00**00**
11	Screwless jumper bar to be inserted into ADO jaw orange IP20	BJADO6.2	17,5 A	2 poles	1SNA **205 974** R06**00**	BJADO6.2	17,5 A	2 poles	1SNA **205 974** R06**00**
		BJADO6.3	17,5 A	3 poles	1SNA **205 975** R07**00**	BJADO6.3	17,5 A	3 poles	1SNA **205 975** R07**00**
		BJADO6.4	17,5 A	4 poles	1SNA **205 976** R00**00**	BJADO6.4	17,5 A	4 poles	1SNA **205 976** R00**00**
		BJADO6.5	17,5 A	5 poles	1SNA **205 977** R01**00**	BJADO6.5	17,5 A	5 poles	1SNA **205 977** R01**00**
		BJADO6.10	17,5 A	10 poles	1SNA **205 982** R27**00**	BJADO6.10	17,5 A	10 poles	1SNA **205 982** R27**00**
		BJADO6.20	17,5 A	20 poles	1SNA **205 992** R21**00**	BJADO6.20	17,5 A	20 poles	1SNA **205 992** R21**00**
12	Test connector	CEADO.6			1SNA **399 346** R12**00**	CEADO.6			1SNA **399 346** R12**00**
		CEADOE			1SNA **399 341** R15**00**	CEADOE			1SNA **399 341** R15**00**
R	See section on markers Marking method	RC610		RC65		RC610		RC65	

Terminal blocks
Insulation
Displacement

Heavy duty switch connection by blades

ADO - Screw clamp

DIN 3

End stop		th. 9 mm	**BADL**	1SNA **399 903** R0200
End stop		th. 10 mm	**BAM2**	1SNA **399 967** R0100
Rail		35 x 7,5 x 1	**PR3.Z2**	1SNA **174 300** R1700
Rail		35 x 15 x 2,3	**PR4**	1SNA **168 500** R1200
Rail		35 x 15 x 1,5	**PR5**	1SNA **168 700** R2200

Other end stops, rails and accessories : see section on accessories.

Notes

Standard bloc 8 mm. For multiple wires connections, the two wires need to be of the same gage and nature (rigid or flexible). Terminal block body material is UL 94 V0.

All switch terminal blocks offer a test point (DIA. 2 mm or DIA 2.3 mm on block D 4/6.SNT23.ADO) on the ADO side of the block.

** Black marking for wire size 1 - 2,5 mm² (16 - 14 AWG)*

D 4/8.SN.ADO

Spacing 8 mm +0,05 .315"
ADO side
1 - 2,5 mm²
16 - 14 AWG
Screw side
0,2 - 4 mm²
22 - 12 AWG

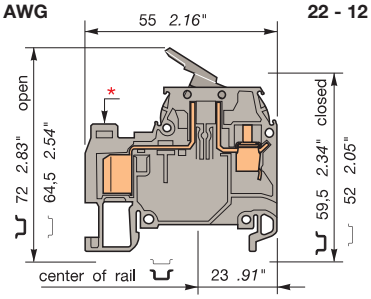

Colour		Type	Part numbers
Grey		**D 4/8.SN.ADO**	1SNA **199 137** R1100
Orange		**D 4/8.SN.ADO**	1SNA **199 138** R2200

Characteristics

Wire size

		IEC NFC DIN	UL	CSA
Screw	Rigid	0,2-6 mm²	22-10 AWG	22-10 AWG
	Flexible	0,22-4 mm²	22-10 AWG	22-10 AWG
ADO	Rigid	1-2,5 mm²	16-14 AWG	16-14 AWG
	Flexible	1-2,5 mm²	16-14AWG	16-14 AWG

Voltage			
Rated	500 V	600 V	600 V
Impulse withstand	6 kV		
Pollution degree	3		

Current			
Rated	15 A	15 A	15 A

Wire size			
Rated	2,5 mm²	10/14 AWG	10/14 AWG

Wire stripping lenght (screw)	Recommended screwdriver	Recommended torque (screw)	Protection
9,5 mm	4 mm	0,5-0,8 Nm	IP 20
.37"	*.16"*	*4.4-7.1 lb.in*	*NEMA 1*

D 4/8.SNT2....ADO

Spacing 8 mm +0,05 .315"
ADO side
1 - 2,5 mm²
16 - 14 AWG
Screw side
0,2 - 4 mm²
22 - 12 AWG

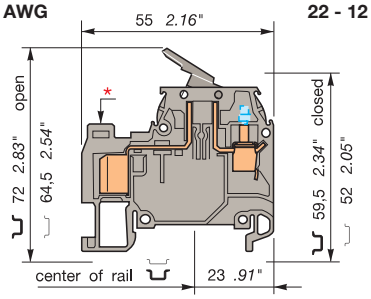

Colour		Type	Part numbers
With DIA 2 mm screw test socket for test on screw side.			
Grey		**D 4/8.SNT2.ADO**	1SNA **199 139** R2300
Orange		**D 4/8.SNT2.ADO**	1SNA **199 140** R0000
With DIA 2.3 mm screw test socket for test on screw side.			
Grey		**D 4/8.SNT23.ADO**	1SNA **199 141** R2500

Characteristics

Wire size

		IEC NFC DIN	UL	CSA
Screw	Rigid	0,2-6 mm²	22-10 AWG	22-10 AWG
	Flexible	0,22-4 mm²	22-10 AWG	22-10 AWG
ADO	Rigid	1-2,5 mm²	16-14 AWG	16-14 AWG
	Flexible	1-2,5 mm²	16-14 AWG	16-14 AWG

Voltage			
Rated	500 V	600 V	600 V
Impulse withstand	6 kV		
Pollution degree	3		

Current			
Rated	15 A	15 A	15 A

Section			
Rated	2,5 mm²	10/14 AWG	10/14 AWG

Wire stripping lenght (screw)	Recommended screwdriver	Recommended torque (screw)	Protection
9,5 mm	4 mm	0,5-0,8 Nm	IP 20
.37"	*.16"*	*4.4-7.1 lb.in*	*NEMA 1*

Accessories

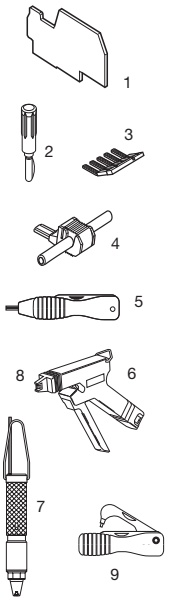

1	End section	grey			1SNA **199 352** R0000	1SNA **199 352** R0000
2	Test plug				1SNA **007 865** R2600	1SNA **007 865** R2600
3	Comb-type jumper bar		PC81	35 A 10 poles	1SNA **173 523** R1100	1SNA **173 523** R1100
4	IDC jumper		AD2,5	24 A	1SNA **114 205** R2000	1SNA **114 205** R2000
5	Hand tool kit		OUMAD		1SNA **179 466** R0600	1SNA **179 466** R0600
6	Semi automatic tool		OUPAD		1SNA **178 944** R0400	1SNA **178 944** R0400
7	Pneumatic tool kit		OUTAD		1SNA **205 710** R1100	1SNA **205 710** R1100
8	Replacement head kit		OUTA		1SNA **205 284** R0300	1SNA **205 284** R0300
9	Extraction tool kit		EXAD2		1SNA **205 721** R0000	1SNA **205 721** R0000

R

R See section on markers Marking method

RC810 RCAL85

RC810 RCAL85

Selection guide for different types of plugs

	Types of plugs	Types of fuses	D 2,5/5.S.ADO	D 2,5/5.SFA...ADO	D 4/6.S.ADO	D 4/8.S.ADO
Switching function	Short-circuit plug				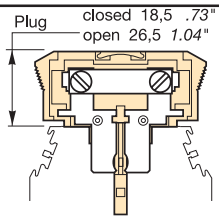 **BNC62** without test 1SNA **196 853** R**1400**	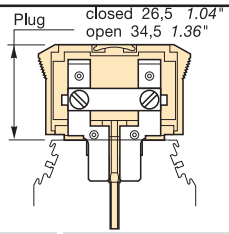 **BNCT82** with test 1SNA **196 926** R**0500**
Fuse protection function	Plug with solder tags and screws (1)	Soldered fuses type **FUBS** - 0,5 to 5 A - 250 V Flat fuses type **FUPLV** - 1 to 5 A - 250 V	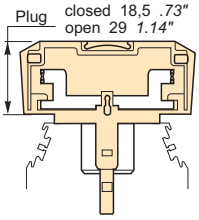 **BNS.D5** 1SNA **295 381** R**2600**		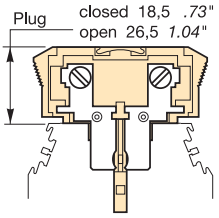 **BNSV62** 1SNA **196 854** R**1500**	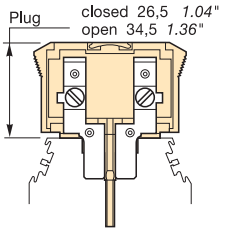 **BNSV82** 1SNA **196 927** R**0600**
	Fuse holder plug	Automotive miniature fuses (2) type **FUAUTO** 2 A to 3 A - 32 V maxi		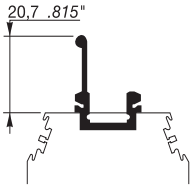 **BF5AUTO** black 1SNA **299 877** R**0300**	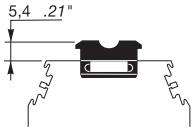 **BFAUTO** black 1SNA **299 486** R**2400**	
	Fuse holder plug	Fuses 5 x 20 type **FU520** - 0,5 to 5 A - 250 V Fuses 5 x 25 type **FU525** - 1,6 to 6,3 A - 250 V			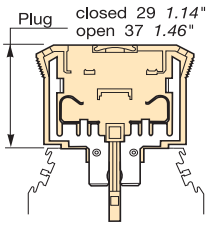 **BNF652** 1SNA **196 998** R**1600** **BNF652D** (3) 1SNA **196 999** R**1700** **BNF652D1**(4) 1SNA **196 966** R**1500** **BNF652L** (5) 1SNA **196 967** R**1600**	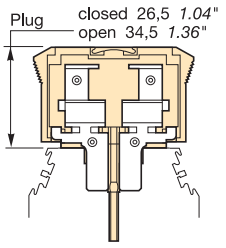 **BNF52** 1SNA **196 924** R**0300**

Types of fuses

Soldered fuses

FUBS	0,5	A	1SNA **174 893** R**1600**
FUBS	1	A	1SNA **174 894** R**1700**
FUBS	2	A	1SNA **174 895** R**1000**
FUBS	3	A	1SNA **174 896** R**1100**
FUBS	5	A	1SNA **174 897** R**1200**

Flat fuses

FUPLV	1	A	1SNA **008 096** R**2000**
FUPLV	2	A	1SNA **008 097** R**2100**
FUPLV	5	A	1SNA **008 098** R**0200**

Fuses 5 x 20 mm

FU520	0,5	A	1SNA **008 288** R**1500**
FU520	1	A	1SNA **008 290** R**1300**
FU520	2	A	1SNA **008 291** R**0000**
FU520	3.15	A	1SNA **008 289** R**1600**
FU520	5	A	1SNA **008 292** R**0100**

Automotive miniature fuses

FUAUTO	2	A	1SNA **179 879** R**1400**
FUAUTO	3	A	1SNA **179 880** R**0200**

Fuses 5 x 25 mm

FU525	1.6	A	1SNA **167 546** R**2200**
FU525	2	A	1SNA **167 547** R**2300**
FU525	2.5	A	1SNA **167 548** R**0400**
FU525	4	A	1SNA **167 549** R**0500**
FU525	6.3	A	1SNA **167 550** R**0200**

Nota : (1) Compatible with electronic components max.diameter or thickness for components : - plug BNSV62 : 4 mm/.157" max.
- plug BNSV82 : 6 mm /.236"max.
(2) For all fuses, the dissipated load should remain under 0,8 W. (3) with led 24 V AC/DC. (4) with led 48 V AC/DC. (5) avec neon lamp 110-230 V AC/DC.

Terminal blocks Insulation displacement

Heavy duty switch blocks with plug

Screw clamp - ADO

DIN 3

End stop		th. 9 mm	**BADL**	1SNA **399 903** R0200
End stop		th. 10 mm	**BAM2**	1SNA **399 967** R0100
Rail		35 x 7,5 x 1	**PR3.Z2**	1SNA **174 300** R1700
Rail		35 x 15 x 2,3	**PR4**	1SNA **168 500** R1200
Rail		35 x 15 x 1,5	**PR5**	1SNA **168 700** R2200

Other end stops, rails and accessories : see section on accessories.

Notes

5 mm and 6 mm blocks. For multiple wire connections, the two wires need to be of the same gage and nature (rigid or flexible). Terminal block body material is UL 94 V0.

** Black marking for wire size 1 - 2,5 mm² (16 - 14 AWG)*

D 2,5/5.S.ADO

Spacing 5 mm +0,05 .198"
ADO side
0,22 - 1 mm²
24-18 AWG
Screw side
0,2 - 2,5 mm²
22-12 AWG

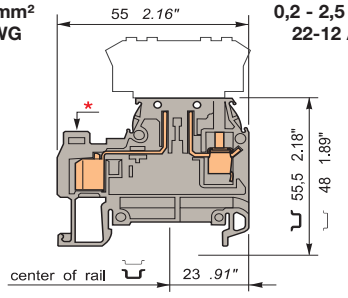

Colour		Type	Part number
Grey	□	**D 2,5/5.S.ADO**	1SNA **399 234** R0200

Characteristics

Wire size

		IEC NFC	IEC DIN	UL/CSA
Screw	Rigid	0,2-4 mm²		22-12 AWG
	Flexible	0,22-2,5 mm²		22-12 AWG
ADO	Rigid	0,2-1 mm²		24-18 AWG
	Flexible	0,22-1 mm²		24-18 AWG

Voltage

Rated	320 V (3)	300 V (3)
Impulse withstand	4 kV	
Pollution degree	3	

Current

Rated	10 A	

Wire size

Rated	1 mm²	

Wire stripping length (screw)	Recommended screwdriver	Recommended torque (screw)	Protection
9,5 mm	3,5 mm	0,4-0,6 Nm	IP 20
.37"	.137"	3.5-5.3 lb.in	NEMA 1

D 4/6.S.ADO

Spacing 6 mm +0,05 .238"
ADO side
0,34 - 1,5 mm²
22 - 16 AWG
Screw side
0,2 - 4 mm²
22 - 10 AWG

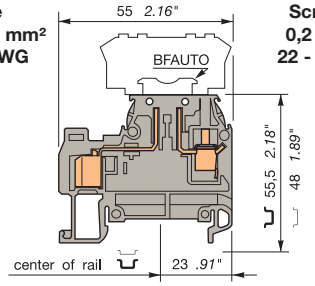

Switch connection block 6 mm by polarized plug, delivered separately.

Colour		Type	Part number
Grey	□	**D 4/6.S.ADO**	1SNA **199 067** R2600

Characteristics

Wire size

		IEC NFC	IEC DIN	UL	CSA
Screw	Rigid	0,2-6 mm²		22-10 AWG	22-10 AWG
	Flexible	0,22-4 mm²		22-10 AWG	22-10 AWG
ADO	Rigid	0,34-1,5 mm²		22-16 AWG	22-16 AWG
	Flexible	0,34-1,5 mm²		22-16 AWG	22-16 AWG

Voltage

Rated	500 V (3)	600 V (3)	600 V (3)
Impulse withstand	6 kV		
Pollution degree	3		

Current

Rated	10 A	10 A	15 A

Wire size

Rated	1,5 mm²	10/16 AWG	10/16 AWG

Wire stripping length (screw)	Recommended screwdriver	Recommended torque (screw)	Protection
9,5 mm	4 mm	0,5-0,8 Nm	IP 20
.37"	.16"	4.4-7.1 lb.in	NEMA 1

Accessories

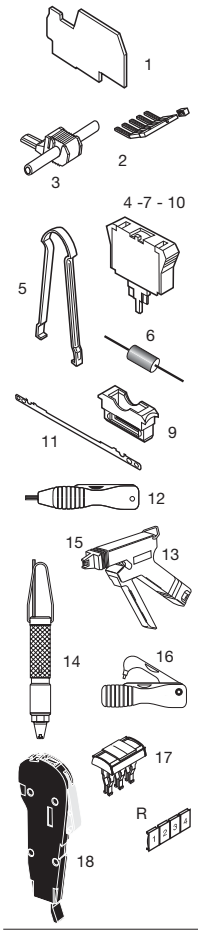

		Type				Part numbers	Type				Part numbers
1	End section grey	FEDAD4		th. 2 mm		1SNA **199 352** R0000	FEDAD4		th. 2 mm		1SNA **199 352** R0000
	orange	FEDAD4		th. 2 mm		1SNA **199 353** R0100	FEDAD4		th. 2 mm		1SNA **199 353** R0100
2	Comb-type jumper bar	PC5	30 A	2	poles	1SNA **113 542** R1000					
		PC5	30 A	10	poles	1SNA **113 544** R1200	PC61	35 A	10	poles	1SNA **163 311** R2200
	Insulating tip	EIP				1SNA **113 550** R2400					
3	IDC jumper						AD2,5	24 A			1SNA **114 205** R2000
4	Fuse-holder plug ivory	BNS.D5		th. 5 mm		1SNA **295 381** R2600					
5	Plug extractor	EXBN2				1SNA **171 018** R2000	EXBN2				1SNA **171 018** R2000
6	Soldered fuses	FUBS		0,5 A		1SNA **174 893** R1600					
		FUBS		1 A		1SNA **174 894** R1700					
		FUBS		2 A		1SNA **174 895** R1000					
		FUBS		3 A		1SNA **174 896** R1100					
		FUBS		5 A		1SNA **174 897** R1200					
7	Short-circuit plug						BNC62 (2)		th. 6 mm		1SNA **196 853** R1400
8	Fuse-holder plug (for soldered fuses or flat fuses)						BNSV62 (2)		th. 6 mm		1SNA **196 854** R1500
9	Fuse-holder plug (automotive)						BFAUTO	black			1SNA **299 486** R2400
10	Fuse-holder plug (for 5x20 or 5x25 fuses) (2)						BNF652		th. 6 mm		1SNA **196 998** R1600
	BNF652 with LED 48V AC/DC						BNF652 D (1)		th. 6 mm		1SNA **196 999** R1700
	BNF652 with LED 24V AC/DC						BNF652 D1 (1)		th. 6 mm		1SNA **196 966** R1500
	BNF652 with neon lamp 110-230V AC/DC						BNF652 L (1)		th. 6 mm		1SNA **196 967** R1600
11	Shield connector	CBD1		th. 0,8 mm		1SNA **179 634** R0600	CBD1		th. 0,8 mm		1SNA **179 634** R0600
12	Hand tool kit	OUMAD				1SNA **179 466** R0600	OUMAD				1SNA **179 466** R0600
13	Semi-automatic tool	OUPAD				1SNA **178 944** R0400	OUPAD				1SNA **178 944** R0400
14	Pneumatic tool kit	OUTAD				1SNA **205 710** R1100	OUTAD				1SNA **205 710** R1100
15	Replacement head kit	OUTA				1SNA **205 284** R0300	OUTA				1SNA **205 284** R0300
16	Extraction tool kit	EXAD2				1SNA **205 721** R0000	EXAD2				1SNA **205 721** R0000
17	Screwless jumper bar to be inserted into ADO jaw orange IP20	BJADO5.2	13,5 A	2	poles	1SNA **205 955** R0300	BJADO6.2	17,5 A	2	poles	1SNA **205 974** R0600
		BJADO5.3	13,5 A	3	poles	1SNA **205 956** R0400	BJADO6.3	17,5 A	3	poles	1SNA **205 975** R0700
		BJADO5.4	13,5 A	4	poles	1SNA **205 957** R0500	BJADO6.4	17,5 A	4	poles	1SNA **205 976** R0000
		BJADO5.5	13,5 A	5	poles	1SNA **205 958** R1600	BJADO6.5	17,5 A	5	poles	1SNA **205 977** R0100
		BJADO5.10	13,5 A	10	poles	1SNA **205 963** R0300	BJADO6.10	17,5 A	10	poles	1SNA **205 982** R2700
		BJADO5.20	13,5 A	20	poles	1SNA **205 973** R0500	BJADO6.20	17,5 A	20	poles	1SNA **205 992** R2100
18	Test connector	CEADO.5				1SNA **399 345** R1100	CEADO.6				1SNA **399 346** R1200
		CEADOE				1SNA **399 341** R1500	CEADOE				1SNA **399 341** R1500
R	See section on markers marking method										
		RC55		RC510			RC610		RC65		

(1) Leakage current with LED 24 V or 48 V : < 1,6 mA and with neon lamp 110 or 230 VAC/DC : < 0,5 mA.
(2) See selection guide for dimensions of plugs and type of fuses to use.
(3) Terminal block insulating voltage, working voltage according to fuse.

Terminal blocks Insulation Displacement

Heavy duty switch blocks with plug

ADO - Screw clamp
ADO - Double screw clamp

DIN 3

End stop		th. 9 mm	**BADL**	1SNA **399 903** R02**00**
End stop		th. 10 mm	**BAM2**	1SNA **399 967** R01**00**
Rail		35 x 7,5 x 1	**PR3.Z2**	1SNA **174 300** R17**00**
Rail		35 x 15 x 2,3	**PR4**	1SNA **168 500** R12**00**
Rail		35 x 15 x 1,5	**PR5**	1SNA **168 700** R22**00**

Other end stops, rails and accessories : see section on accessories.

Notes

8 mm blocks. For multiple wire connections, the two wires need to be of the same gage and nature (rigid or flexible). Terminal block body material is UL 94 V0.

** Black marking for wire size 1 - 2,5 mm² (16 - 14 AWG)*

D 4/8.S.ADO

Spacing 8 mm +0,05 .315"
ADO side
1 - 2,5 mm²
16 - 14 AWG

Screw side
0,2 - 4 mm²
22 - 10 AWG

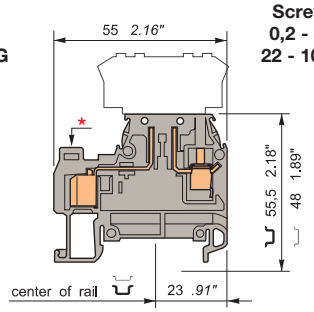

Switch connection block 8 mm by polarized plug, delivered separately.

Colour	Type	Part number
Grey	**D 4/8.S.ADO**	1SNA **199 215** R27**00**

Characteristics

Wire size

		IEC NFC DIN	UL	CSA
Screw	Rigid	0,2-6 mm²	22-10 AWG	22-10 AWG
	Flexible	0,22-4 mm²	22-10 AWG	22-10 AWG
ADO	Rigid	1-2,5 mm²	16-14 AWG	16-14 AWG
	Flexible	1-2,5 mm²	16-14 AWG	16-14 AWG
Voltage				
Rated		500 V (2)	600 V (2)	600 V (2)
Impulse withstand		6 kV		
Pollution degree		3		
Current				
Rated		15 A	15 A	15 A
Section				
Rated		2,5 mm²	10/16 AWG	10/16 AWG

Wire stripping lenght (screw)	Recommended screwdriver	Recommended torque (screw)	Protection
9,5 mm	4 mm	0,5-0,8 Nm	IP 20
.37"	.16"	4.4-7.1 lb.in	NEMA 1

D 4/8.S.2A.ADO2

Spacing 8 mm +0,05 .315"
ADO side
1 - 2,5 mm²
16 - 14 AWG

Screw side
0,2 - 4 mm²
22 - 12 AWG

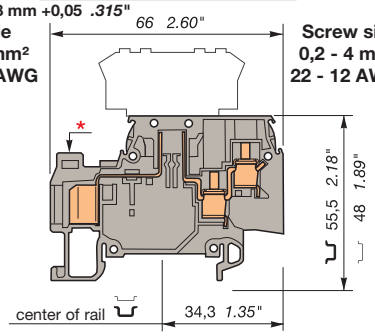

Switch connection block 8 mm by polarized plug, delivered separately.

Colour	Type	Part number
Grey	**D 4/8.S.2A.ADO2**	1SNA **399 940** R12**00**
Orange	**D 4/8.S.2A.ADO2**	1SNA **399 942** R00**00**

Characteristics

Wire size

		IEC NFC DIN	UL	CSA
Screw	Rigid	0,2-4 mm²	22-12 AWG	22-12 AWG
	Flexible	0,22-4 mm²	22-12 AWG	22-12 AWG
ADO	Rigid	1-2,5 mm²	16-14 AWG	16-14 AWG
	Flexible	1-2,5 mm²	16-14 AWG	16-14 AWG
Voltage				
Rated		500 V (2)		
Impulse withstand		6 kV		
Pollution degree		3		
Current				
Rated		10 A		
Wire size				
Rated		2,5 mm²	14 AWG	14 AWG

Wire stripping lenght (screw)	Recommended screwdriver	Recommended torque (screw)	Protection
9,5 mm	4 mm	0,5-0,8 Nm	IP 20
.37"	.16"	4.4-7.1 lb.in	NEMA 1

Accessories

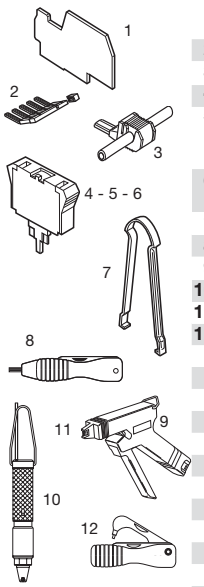

			Type			Part numbers	Type			Part numbers
1	End section	grey	FEDAD4		th. 2 mm	1SNA **199 352** R00**00**	FEDAD11		th. 3 mm	1SNA **399 937** R23**00**
2	Comb-type jumper bar		PC61	35 A	10 poles	1SNA **163 311** R22**00**	PC81			1SNA **173 523** R11**00**
3	IDC jumper		AD2,5	24 A		1SNA **114 205** R20**00**	AD2,5	24 A		1SNA **114 205** R20**00**
4	Short-circuit plug	(1)	BNCT82		th. 8 mm	1SNA **196 926** R05**00**	BNCT82		th. 8 mm	1SNA **196 926** R05**00**
5	Fuse holder plug *(for soldered fuses or flat fuses)*	(1)	BNSV82		th. 8 mm	1SNA **196 927** R06**00**	BNSV82		th. 8 mm	1SNA **196 927** R06**00**
6	Fuse holder plug *(for 5 x 20 or 5 x 25 fuses)*	(1)	BNF52		th. 8 mm	1SNA **196 924** R03**00**	BNF52		th. 8 mm	1SNA **196 924** R03**00**
7	Plug extractor		EXBN2			1SNA **171 018** R20**00**	EXBN2			1SNA **171 018** R20**00**
8	Hand tool kit		OUMAD			1SNA **179 466** R06**00**	OUMAD			1SNA **179 466** R06**00**
9	Semi-automatic tool		OUPAD			1SNA **178 944** R04**00**	OUPAD			1SNA **178 944** R04**00**
10	Pneumatic tool kit		OUTAD			1SNA **205 710** R11**00**	OUTAD			1SNA **205 710** R11**00**
11	Replacement head kit		OUTA			1SNA **205 284** R03**00**	OUTA			1SNA **205 284** R03**00**
12	Extraction head kit		EXAD2			1SNA **205 721** R00**00**	EXAD2			1SNA **205 721** R00**00**

R	See section on markers Marking method	RCAL85 RC810	RC810

(1) See selection guide for dimensions of plugs and type of fuses to use.
(2) Terminal block insulating voltage, working voltage according to fuse.

Insulation displacement

Heavy duty switch terminal blocks with fuse-holder plug for automotive

Mini Fuse

Screw clamp - ADO

DIN 3

End stop		th. 9 mm	**BADL**	1SNA **399 903** R02**00**
End stop		th. 10 mm	**BAM2**	1SNA **399 967** R01**00**
Rail		35 x 7,5 x 1	**PR3.Z2**	1SNA **174 300** R17**00**
Rail		35 x 15 x 2,3	**PR4**	1SNA **168 500** R12**00**
Rail		35 x 15 x 1,5	**PR5**	1SNA **168 700** R22**00**

Other end stops, rails and accessories : see section on accessories.

Notes

For two wire connection max., the wires need to be of the same gage and nature (rigid or flexible). Terminal block body material is UL 94 V0.

All switch terminal blocks offer a test point DIA. 2 mm (or DIA. 2.3 mm on block D2,5/5.SFAT23.ADO) on the ADO side of the block.

D 2,5/5.SFA..ADO

Spacing 5 mm +0,05 .198"

ADO side
0,22 - 1 mm²
24-18 AWG

Screw side
0,2 - 2,5 mm²
22-12 AWG

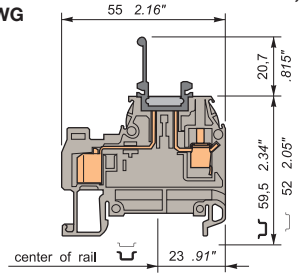

Colour		Type	Part numbers
Grey		**D 2,5/5.SFA.ADO**	1SNA **399 236** R04**00**
Orange		**D 2,5/5.SFA.ADO**	1SNA **399 237** R05**00**

Characteristics

Wire size

		IEC NFC	IEC DIN	UL/CSA
Screw*	Rigid	0,2-4 mm²		22-12 AWG
	Flexible	0,22-2,5 mm²		22-12 AWG
ADO	Rigid	0,2-1 mm²		24-18 AWG
	Flexible	0,22-1 mm²		24-18 AWG

Voltage

Rated	500 V (1)	150 V (1)
Impulse withstand	6 kV	
Pollution degree	3	

Current

Rated	3 A	

Wire size

Rated	1 mm²	

Wire stripping length (screw)	Recommended screwdriver	Recommended torque	protection
9,5 mm	3,5 mm	0,4-0,6 Nm	IP 20
.37"	.137"	3.5-5.3 lb.in	NEMA 1

D 2,5/5.SFAT2..ADO

Spacing 5 mm +0,05 .198"

ADO side
0,22 - 1 mm²
24-18 AWG

Screw side
0,2 - 2,5 mm²
22-12 AWG

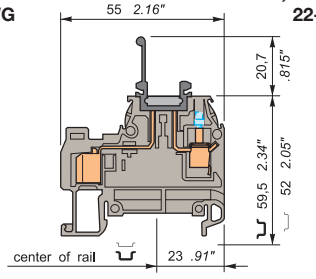

Colour		Type	Part numbers
With DIA. 2 mm screw test socket for test on screw side.			
Grey		**D 2,5/5.SFAT2.ADO**	1SNA **399 238** R16**00**
With DIA. 2.3 mm screw test socket for test on screw side.			
Grey		**D 2,5/5.SFAT23.ADO**	1SNA **399 239** R17**00**

Characteristics

Wire size

		IEC NFC	IEC DIN	UL/CSA
Screw*	Rigid	0,2-4 mm²		22-12 AWG
	Flexible	0,22-2,5 mm²		22-12 AWG
ADO	Rigid	0,2-1 mm²		24-18 AWG
	Flexible	0,22-1 mm²		24-18 AWG

Voltage

Rated	500 V (1)	150 V (1)
Impulse withstand	6 kV	
Pollution degree	3	

Current

Rated	3 A	

Wire size

Rated	1 mm²	

Wire stripping length (screw)	Recommended screwdriver	Recommended torque	protection
9,5 mm	3,5 mm	0,4-0,6 Nm	IP 20
.37"	.137"	3.5-5.3 lb.in	NEMA 1

Accessories

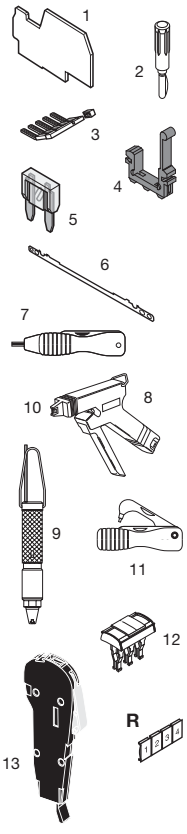

			Type		Part numbers
1	End section	grey	FEDAD4	th. 2 mm	1SNA **199 352** R00**00**
		orange	FEDAD4	th. 2 mm	1SNA **199 353** R01**00**
2	Test plug		FC2	DIA. 2 mm	1SNA **007 865** R26**00**
3	Comb-type jumper		PC5	2 poles	1SNA **113 542** R10**00**
			PC5	10 poles	1SNA **113 544** R12**00**
4	Fuse-holder plug	black	BF5AUTO		1SNA **299 877** R03**00**
5	Mini Fuse - 32 V max.		FUAUTO	2 A	1SNA **179 879** R14**00**
			FUAUTO	3 A	1SNA **179 880** R02**00**
6	Shield connector		CBD1	th. 0,8 mm	1SNA **179 634** R06**00**
7	Hand tool kit		OUMAD		1SNA **179 466** R06**00**
8	Semi-automatic tool		OUPAD		1SNA **178 944** R04**00**
9	Pneumatic tool kit		OUTAD		1SNA **205 710** R11**00**
10	Replacement head kit		OUTA		1SNA **205 284** R03**00**
11	Extraction tool kit		EXAD2		1SNA **205 721** R00**00**
12	Screwless jumper bar to be inserted into ADO jaw orange IP20		BJADO5.2	13,5 A 2 poles	1SNA **205 955** R03**00**
			BJADO5.3	13,5 A 3 poles	1SNA **205 956** R04**00**
			BJADO5.4	13,5 A 4 poles	1SNA **205 957** R05**00**
			BJADO5.5	13,5 A 5 poles	1SNA **205 958** R16**00**
			BJADO5.10	13,5 A 10 poles	1SNA **205 963** R03**00**
			BJADO5.20	13,5 A 20 poles	1SNA **205 973** R05**00**
13	Test connector		CEADO.5		1SNA **399 345** R11**00**
			CEADOE		1SNA **399 341** R15**00**
R	See section on markers marking method		RC55	RC510	

			Type		Part numbers
			FEDAD4	th. 2 mm	1SNA **199 352** R00**00**
			FEDAD4	th. 2 mm	1SNA **199 353** R01**00**
			FC2	DIA. 2 mm	1SNA **007 865** R26**00**
			PC5	2 poles	1SNA **113 542** R10**00**
			PC5	10 poles	1SNA **113 544** R12**00**
			BF5AUTO		1SNA **299 877** R03**00**
			FUAUTO	2 A	1SNA **179 879** R14**00**
			FUAUTO	3 A	1SNA **179 880** R02**00**
			CBD1	th. 0,8 mm	1SNA **179 634** R06**00**
			OUMAD		1SNA **179 466** R06**00**
			OUPAD		1SNA **178 944** R04**00**
			OUTAD		1SNA **205 710** R11**00**
			OUTA		1SNA **205 284** R03**00**
			EXAD2		1SNA **205 721** R00**00**
			BJADO5.2	13,5 A 2 poles	1SNA **205 955** R03**00**
			BJADO5.3	13,5 A 3 poles	1SNA **205 956** R04**00**
			BJADO5.4	13,5 A 4 poles	1SNA **205 957** R05**00**
			BJADO5.5	13,5 A 5 poles	1SNA **205 958** R16**00**
			BJADO5.10	13,5 A 10 poles	1SNA **205 963** R03**00**
			BJADO5.20	13,5 A 20 poles	1SNA **205 973** R05**00**
			CEADO.5		1SNA **399 345** R11**00**
			CEADOE		1SNA **399 341** R15**00**
			RC55	RC510	

(1) Terminal block insulating voltage. Working voltage according to fuse (32 V max.).

Terminal blocks Insulation Displacement

Fuse blocks for 5 x 20 mm and 5 x 25 mm fuses

Open in the opposite direction

ADO - Screw clamp

DIN 3

D 4/8.SF.I.ADO

Spacing 8 mm +0,05 .315"
ADO side 0,34 - 1,5 mm² 22 - 16 AWG
Screw side 0,2 - 4 mm² 22 - 10 AWG

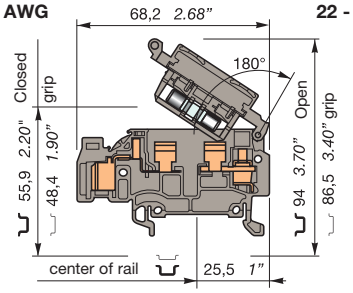

Color		Type	Part numbers
Grey	■	**D 4/8.SF.I.ADO**	1SNA **399 785** R**0300**
Orange	■	**D 4/8.SF.I.ADO**	1SNA **399 786** R**0400**

D 4/8.SFT2.I.ADO

Spacing 8 mm +0,05 .315"
ADO side 0,34 - 1,5 mm² 22 - 16 AWG
Screw side 0,2 - 4 mm² 22 - 10 AWG

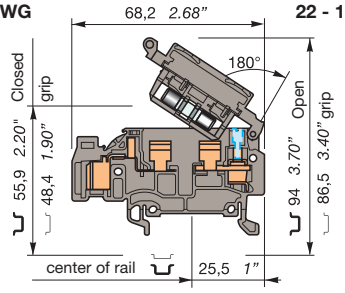

Color		Type	Part number
With DIA. 2 mm screw test socket for test on screw side.			
Grey	■	**D 4/8.SFT2.I.ADO**	1SNA **399 777** R**1200**

End stop	th. 9 mm	**BADL**	1SNA **399 903** R**0200**
End stop	th. 10 mm	**BAM2**	1SNA **399 967** R**0100**
Rail	35 x 7,5 x 1	**PR3.Z2**	1SNA **174 300** R**1700**
Rail	35 x 15 x 2,3	**PR4**	1SNA **168 500** R**1200**
Rail	35 x 15 x 1,5	**PR5**	1SNA **168 700** R**2200**

Other end stops, rails and accessories : see section on accessories.

Notes

Standard block 8 mm. For multiple wires connections, the two wires need to be of the same gage and nature (rigid or flexible). Terminal block body material is UL 94 V0.

All switch terminal blocks offer a test point (DIA. 2 mm or DIA 2.3 mm on block D 4/6.SNT23.ADO) on the ADO side of the block.

Characteristics

Wire size		IEC NFC DIN	UL	CSA
Screw	Rigid	0,2-4 mm²	22-10 AWG	22-10 AWG
	Flexible	0,22-4 mm²	22-10 AWG	22-10 AWG
ADO	Rigid	0,34-1,5 mm²	22-16 AWG	22-16 AWG
	Flexible	0,34-1,5 mm²	22-16 AWG	22-16 AWG
Voltage				
Rated		630 V (1)	600 V (1)	600 V (1)
Impulse withstand		8 kV		
Pollution degree		3		
Current				
Rated		6,3 A	10 A	10 A
Wire size				
Rated		1,5 mm²	10/16 AWG	10/16 AWG

Wire stripping length (screw)	Recommended screwdriver	Recommended torque (screw)	Protection
9,5 mm	4 mm	0,5-0,8 Nm	IP 20
.37"	.16"	4.4-7.1 lb.in	NEMA 1

Characteristics

Wire size		IEC NFC DIN	UL	CSA
Screw	Rigid	0,2-4 mm²	22-10 AWG	22-10 AWG
	Flexible	0,22-4 mm²	22-10 AWG	22-10 AWG
ADO	Rigid	0,34-1,5 mm²	22-16 AWG	22-16 AWG
	Flexible	0,34-1,5 mm²	22-16 AWG	22-16 AWG
Voltage				
Rated		630 V (1)	600 V (1)	600 V (1)
Impulse withstand		8 kV		
Pollution degree		3		
Current				
NoRatedminale		6,3 A	10 A	10 A
Section				
Rated		1,5 mm²	10/16 AWG	10/16 AWG

Wire stripping length (screw)	Recommended screwdriver	Recommended torque (screw)	Protection
9,5 mm	4 mm	0,5-0,8 Nm	IP 20
.37"	.16"	4.4-7.1 lb.in	NEMA 1

Accessories

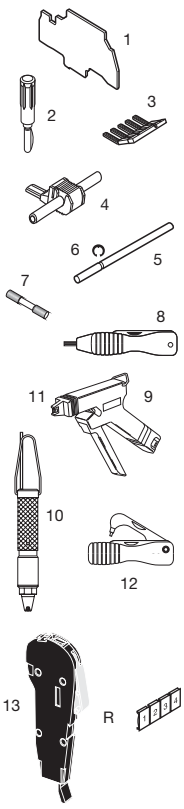

		Type	Part numbers	Type	Part numbers
1	End section grey	FEDAD10	th. 1,5 mm 1SNA **399 758** R**2700**	FEDAD10	th. 1,5 mm 1SNA **399 758** R**2700**
2	Test plug	FC2	DIA. 2 mm 1SNA **007 865** R**2600**	FC2	DIA. 2 mm 1SNA **007 865** R**2600**
3	Comb-type jumper bar	PC81	35A 10 poles 1SNA **173 523** R**1100**	PC81	35A 10 poles 1SNA **173 523** R**1100**
4	IDC jumper	AD2,5	24A 1SNA **114 205** R**2000**	AD2,5	24A 1SNA **114 205** R**2000**
5	Assembly rod	TGA8	2 poles 1SNA **168 672** R**1100**	TGA8	2 poles 1SNA **168 672** R**1100**
		TGA8	3 poles 1SNA **168 673** R**1200**	TGA8	3 poles 1SNA **168 673** R**1200**
		TGA8	4 poles 1SNA **168 674** R**1300**	TGA8	4 poles 1SNA **168 674** R**1300**
6	Assembly ring	ANT	1SNA **168 675** R**1400**	ANT	1SNA **168 675** R**1400**
7	5x20 fuses - 250 V	FU520	0,5A 1SNA **008 288** R**1500**	FU520	0,5A 1SNA **008 288** R**1500**
		FU520	1A 1SNA **008 290** R**1300**	FU520	1A 1SNA **008 290** R**1300**
		FU520	2A 1SNA **008 291** R**0000**	FU520	2A 1SNA **008 291** R**0000**
		FU520	3,15A 1SNA **008 289** R**1600**	FU520	3,15A 1SNA **008 289** R**1600**
		FU520	5A 1SNA **008 292** R**0100**	FU520	5A 1SNA **008 292** R**0100**
	5x25 fuses - 250 V	FU525	1,6A 1SNA **167 546** R**2200**	FU525	1,6A 1SNA **167 546** R**2200**
		FU525	2A 1SNA **167 547** R**2300**	FU525	2A 1SNA **167 547** R**2300**
		FU525	2,5A 1SNA **167 548** R**0400**	FU525	2,5A 1SNA **167 548** R**0400**
		FU525	4A 1SNA **167 549** R**0500**	FU525	4A 1SNA **167 549** R**0500**
		FU525	6,3A 1SNA **167 550** R**0200**	FU525	6,3A 1SNA **167 550** R**0200**
8	Hand tool kit	OUMAD	1SNA **179 466** R**0600**	OUMAD	1SNA **179 466** R**0600**
9	Semi automatic kit	OUPAD	1SNA **178 944** R**0400**	OUPAD	1SNA **178 944** R**0400**
10	Pneumatic tool kit	OUTAD	1SNA **205 710** R**1100**	OUTAD	1SNA **205 710** R**1100**
11	Replacement head kit	OUTA	1SNA **205 284** R**0300**	OUTA	1SNA **205 284** R**0300**
12	Extraction tool kit	EXAD2	1SNA **205 721** R**0000**	EXAD2	1SNA **205 721** R**0000**
13	Test connector	CEADO.8	1SNA **399 348** R**2400**	CEADO.8	1SNA **399 348** R**2400**
		CEADOE	1SNA **399 341** R**1500**	CEADOE	1SNA **399 341** R**1500**
R	See section on marking Marking method	RC810 RCAL85 RC610 on grip		RC810 RCAL85	

(1) Terminal block insulation voltage.
Working voltage according to fuse.

Terminal blocks Insulation Displacement

Fuses block for 5 x 20 mm and 5 x 25 mm

Open in the opposite direction

ADO - Screw clamp

DIN 1 - 3

End stop		th. 9 mm	**BADL**	1SNA **399 903** R02**00**
End stop		th. 10 mm	**BAM2**	1SNA **399 967** R01**00**
Rail		35 x 7,5 x 1	**PR3.Z2**	1SNA **174 300** R17**00**
Rail		35 x 15 x 2,3	**PR4**	1SNA **168 500** R12**00**
Rail		35 x 15 x 1,5	**PR5**	1SNA **168 700** R22**00**

Other end stops, rails and accessories : see section on accessories.

Notes

Standard bloc 8 mm. For multiple wires connections, the two wires need to be of the same gage and nature (rigid or flexible). Terminal block body material is UL 94 V0.

All switch terminal blocks offer a test point (DIA. 2 mm or DIA 2.3 mm on block D 4/6.SNT23.ADO) on the ADO side of the block.

D 4/8.SF...I.ADO

Blown fuse indicator

Spacing 8 mm +0,05 .315"

ADO side **0,34 - 1,5 mm² 22 - 16 AWG**

Screw side **0,2 - 4 mm² 22 - 10 AWG**

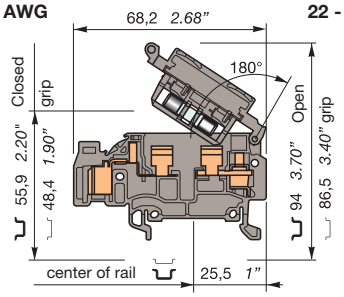

Colour		Type	Part numbers
Grey (1)		**D 4/8.SFL.I.ADO**	1SNA **399 780** R12**00**
Grey (2)		**D 4/8.SFD.I.ADO**	1SNA **399 781** R07**00**
Grey (3)		**D 4/8.SFD1.I.ADO**	1SNA **399 783** R01**00**

Characteristics

Wire size

		IEC NFC DIN	UL	CSA
Screw	Rigid	0,2-4 mm²	22-10 AWG	22-10 AWG
	Flexible	0,22-4 mm²	22-10 AWG	22-10 AWG
ADO	Rigid	0,34-1,5 mm²	22-16 AWG	22-16 AWG
	Flexible	0,34-1,5 mm²	22-16 AWG	22-16 AWG

Voltage

Rated	500 V	600 V	600 V
Impulse withstand	6 kV		
Pollution degree	3		

Current

Rated	6,3 A	10 A	10 A

Wire size

Rated / Gauge	1,5 mm²	10/16 AWG	10/16 AWG

Wire stripping length	Recommended screwdriver	Recommended torque	protection
9,5 mm	4 mm	0,5-0,8 Nm	IP 20
.37"	.16"	4.4-7.1 lb.in	NEMA 1

D 4/8.SF...T2.I.ADO

Blown fuse indicator

Spacing 8 mm +0,05 .315"

ADO side **0,34 - 1,5 mm² 22 - 16 AWG**

Screw side **0,2 - 4 mm² 22 - 10 AWG**

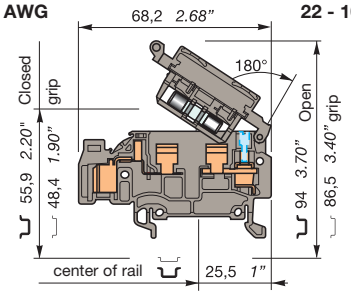

Colour		Type	Part numbers
Grey (1)		**D 4/8.SFLT2.I.ADO**	1SNA **399 856** R02**00**
Grey (2)		**D 4/8.SFDT2.I.ADO**	1SNA **399 782** R00**00**
Grey (3)		**D 4/8.SFD1T2.I.ADO**	1SNA **399 784** R02**00**

Characteristics

Wire size

		IEC NFC DIN	UL	CSA
Screw	Rigid	0,2-4 mm²	22-10 AWG	22-10 AWG
	Flexible	0,22-4 mm²	22-10 AWG	22-10 AWG
ADO	Rigid	0,34-1,5 mm²	22-16 AWG	22-16 AWG
	Flexible	0,34-1,5 mm²	22-16 AWG	22-16 AWG

Voltage

Rated	500 V	600 V	600 V
Impulse withstand	6 kV		
Pollution degree	3		

Current

Rated	6,3 A	10 A	10 A

Wire size

Rated / Gauge	1,5 mm²	10/16 AWG	10/16 AWG

Wire stripping length	Recommended screwdriver	Recommended torque	protection
9,5 mm	4 mm	0,5-0,8 Nm	IP 20
.37"	.16"	4.4-7.1 lb.in	NEMA 1

Accessories

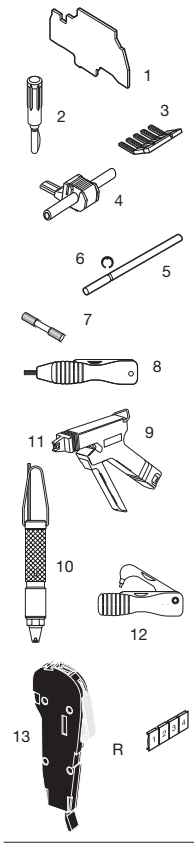

		Type		Part numbers
1	End section grey	FEDAD10	th. 1,5 mm	1SNA **399 758** R27**00**
2	Test plug	FC2	DIA. 2 mm	1SNA **007 865** R26**00**
3	Comb-type jumper bar	PC81 35 A	10 poles	1SNA **173 523** R11**00**
4	IDC jumper	AD2,5 24 A		1SNA **114 205** R20**00**
5	Assembly rod	TGA8	2 poles	1SNA **168 672** R11**00**
		TGA8	3 poles	1SNA **168 673** R12**00**
		TGA8	4 poles	1SNA **168 674** R13**00**
6	Assembly ring	ANT		1SNA **168 675** R14**00**
7	5x20 fuses - 250 V	FU520	0,5 A	1SNA **008 288** R15**00**
		FU520	1 A	1SNA **008 290** R13**00**
		FU520	2 A	1SNA **008 291** R00**00**
		FU520	3,15 A	1SNA **008 289** R16**00**
		FU520	5 A	1SNA **008 292** R01**00**
	5x25 fuses - 250 V	FU525	1,6 A	1SNA **167 546** R22**00**
		FU525	2 A	1SNA **167 547** R23**00**
		FU525	2,5 A	1SNA **167 548** R04**00**
		FU525	4 A	1SNA **167 549** R05**00**
		FU525	6,3 A	1SNA **167 550** R02**00**
8	Hand tool kit	OUMAD		1SNA **179 466** R06**00**
9	Semi automatic kit	OUPAD		1SNA **178 944** R04**00**
10	Pneumatic tool kit	OUTAD		1SNA **205 710** R11**00**
11	Replacement head kit	OUTA		1SNA **205 284** R03**00**
12	Extraction tool kit	EXAD2		1SNA **205 721** R00**00**
13	Test connector	CEADO.8		1SNA **399 348** R24**00**
		CEADOE		1SNA **399 341** R15**00**
R	See section on marking Marking method			

(1) Blown-fuse indicator by 110 V - 230 V neon lamp (leakage current with neon lamp < 0,5 mA (110 V) - < 0,7 mA (230 V)).
(2) Blown-fuse indicator by LED 24 V (+24V labeled) (leakage current with LED 24 V or 48 V < 4,5 mA).
(3) Blown-fuse indicator by LED 48 V (+48V labeled) (leakage current with LED 24 V or 48 V < 4,5 mA).

RC810 RCAL85 RC610 on grip

RC810 RCAL85 RC610 on grip

Terminal blocks Insulation Displacement

Fuse blocks for 5 x 20 mm and 5 x 25 mm fuses

Open in the opposite direction

ADO - Screw clamp

DIN 3

End stop		th. 9 mm	**BADL**	1SNA **399 903** R02**00**
End stop		th. 10 mm	**BAM2**	1SNA **399 967** R01**00**
Rail		35 x 7,5 x 1	**PR3.Z2**	1SNA **174 300** R17**00**
Rail		35 x 15 x 2,3	**PR4**	1SNA **168 500** R12**00**
Rail		35 x 15 x 1,5	**PR5**	1SNA **168 700** R22**00**

Other end stops, rails and accessories : see section on accessories.

Notes

Standard block 8 mm. For multiple wires connections, the two wires need to be of the same gage and nature (rigid or flexible). Terminal block body material is UL 94 V0.

All switch terminal blocks offer a test point (DIA. 2 mm or DIA 2.3 mm on block D 4/6.SNT23.ADO) on the ADO side of the block.

** - Black marking + 2notches for wire size 1 - 2,5 mm² (16 - 14 AWG)*

D 4/8.SF.I.ADO2

Spacing 8 mm +0,05 .315"
ADO side **1 - 2,5 mm² 16 - 14 AWG**
Screw side **0,2 - 4 mm² 22 - 10 AWG**

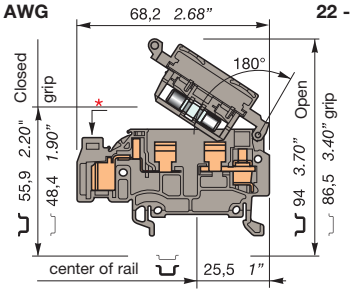

Color	Type	Part numbers
Grey	**D 4/8.SF.I.ADO2**	1SNA **399 763** R14**00**
Orange	**D 4/8.SF.I.ADO2**	1SNA **399 764** R15**00**

Characteristics

Wire size

		IEC NFC DIN	UL	CSA
Screw	Rigid	0,2-4 mm²	22-10 AWG	22-10 AWG
	Flexible	0,22-4 mm²	22-10 AWG	22-10 AWG
ADO	Rigid	1-2,5 mm²	16-14 AWG	16-14 AWG
	Flexible	1-2,5 mm²	16-14 AWG	16-14 AWG

Voltage

Rated	630 V (1)	600 V (1)	600 V (1)
Impulse withstand	8 kV		
Pollution degree	3		

Current

Rated	6,3 A	10 A	10 A

Wire size

Rated	1,5 mm²	10/14 AWG	10/14 AWG

Wire stripping length (screw)	Recommended screwdriver	Recommended torque (screw)	Protection
9,5 mm	4 mm	0,5-0,8 Nm	IP 20
.37"	.16"	4.4-7.1 lb.in	NEMA 1

D 4/8.SFT2.I.ADO2

Spacing 8 mm +0,05 .315"
ADO side **1 - 2,5 mm² 16 - 14 AWG**
Screw side **0,2 - 4 mm² 22 - 10 AWG**

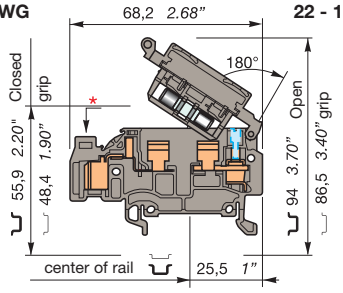

Color	Type	Part number
With DIA. 2 mm screw test socket for test on screw side.		
Grey	**D 4/8.SFT2.I.ADO2**	1SNA **399 762** R13**00**

Characteristics

Wire size

		IEC NFC DIN	UL	CSA
Screw	Rigid	0,2-4 mm²	22-10 AWG	22-10 AWG
	Flexible	0,22-4 mm²	22-10 AWG	22-10 AWG
ADO	Rigid	1-2,5 mm²	16-14 AWG	16-14 AWG
	Flexible	1-2,5 mm²	16-14 AWG	16-14 AWG

Voltage

Rated	630 V (1)	600 V (1)	600 V (1)
Impulse withstand	8 kV		
Pollution degree	3		

Current

Rated	6,3 A	10 A	10 A

Section

Rated	1,5 mm²	10/14 AWG	10/14 AWG

Wire stripping length (screw)	Recommended screwdriver	Recommended torque (screw)	Protection
9,5 mm	4 mm	0,5-0,8 Nm	IP 20
.37"	.16"	4.4-7.1 lb.in	NEMA 1

Accessories

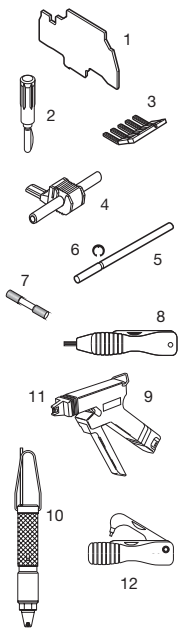

		Type	Part numbers
1	End section grey	FEDAD10 th. 1,5 mm	1SNA **399 758** R27**00**
2	Test plug	FC2 DIA. 2 mm	1SNA **007 865** R26**00**
3	Comb-type jumper bar	PC81 35 A 10 poles	1SNA **173 523** R11**00**
4	IDC jumper	AD2,5 24 A	1SNA **114 205** R20**00**
5	Assembly rod	TGA8 2 poles	1SNA **168 672** R11**00**
		TGA8 3 poles	1SNA **168 673** R12**00**
		TGA8 4 poles	1SNA **168 674** R13**00**
6	Assembly ring	ANT	1SNA **168 675** R14**00**
7	5x20 fuses - 250 V	FU520 0,5 A	1SNA **008 288** R15**00**
		FU520 1 A	1SNA **008 290** R13**00**
		FU520 2 A	1SNA **008 291** R00**00**
		FU520 3,15 A	1SNA **008 289** R16**00**
		FU520 5 A	1SNA **008 292** R01**00**
	5x25 fuses - 250 V Fast acting according to DIN 41576.1	FU525 1,6 A	1SNA **167 546** R22**00**
		FU525 2 A	1SNA **167 547** R23**00**
		FU525 2,5 A	1SNA **167 548** R04**00**
		FU525 4 A	1SNA **167 549** R05**00**
		FU525 6,3 A	1SNA **167 550** R02**00**
8	Hand tool kit	OUMAD	1SNA **179 466** R06**00**
9	Semi automatic kit	OUPAD	1SNA **178 944** R04**00**
10	Pneumatic tool kit	OUTAD	1SNA **205 710** R11**00**
11	Replacement head kit	OUTA	1SNA **205 284** R03**00**
12	Extraction tool kit	EXAD2	1SNA **205 721** R00**00**

R

R See section on marking Marking method

RC810 RCAL85 RC610 on grip

(1) Terminal block insulation voltage. Working voltage according to fuse.

RC810 RCAL85 RC610 on grip

Terminal blocks Insulation Displacement

Fuse blocks for 5 x 20 mm and 5 x 25 mm fuses

Open in the opposite direction

ADO - Screw clamp

DIN 3

D 4/8.SF...I.ADO2

Blown fuse indicator

Spacing 8 mm +0,05 .315"

ADO side	Screw side
1 - 2,5 mm²	0,2 - 4 mm²
16 - 14 AWG	22 - 10 AWG

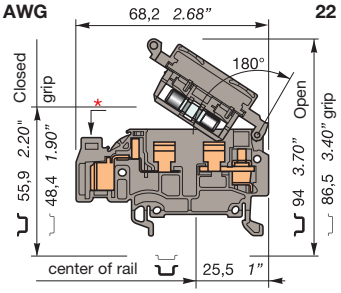

Color	Type	Part numbers
Grey (1)	D 4/8.SFL.I.ADO2	1SNA 399 767 R1000
Grey (2)	D 4/8.SFD.I.ADO2	1SNA 399 769 R2200
Grey (3)	D 4/8.SFD1.I.ADO2	1SNA 399 771 R1400

D 4/8.SF...T2.I.ADO2

Blown fuse indicator

Spacing 8 mm +0,05 .315"

ADO side	Screw side
1 - 2,5 mm²	0,2 - 4 mm²
16 - 14 AWG	22 - 10 AWG

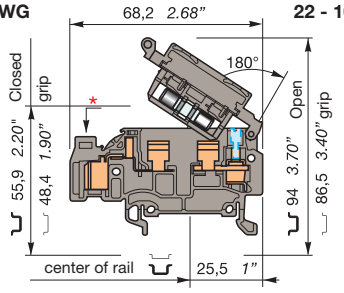

Color	Type	Part number
With DIA. 2 mm screw test socket for test on screw side.		
Grey (1)	D 4/8.SFLT2.I.ADO2	1SNA 399 768 R2100
Grey (2)	D 4/8.SFDT2.I.ADO2	1SNA 399 770 R2700
Grey (3)	D 4/8.SFD1T2.I.ADO2	1SNA 399 772 R1500

Characteristics

Wire size		IEC NFC DIN	UL	CSA
Screw	Rigid	0,2-4 mm²	22-10 AWG	22-10 AWG
	Flexible	0,22-4 mm²	22-10 AWG	22-10 AWG
ADO	Rigid	1-2,5 mm²	16-14 AWG	16-14 AWG
	Flexible	1-2,5 mm²	16-14 AWG	16-14 AWG

Voltage			
Rated	500 V (1)	600 V (1)	600 V (1)
Impulse withstand	6 kV		
Pollution degree	3		

Current			
Rated	6,3 A	10 A	10 A

Wire size			
Rated	2,5 mm²	10/14 AWG	10/14 AWG

Wire stripping length (screw)	Recommended screwdriver	Recommended torque (screw)	Protection
9,5 mm	4 mm	0,5-0,8 Nm	IP 20
.37"	.16"	4.4-7.1 lb.in	NEMA 1

Characteristics

Wire size		IEC NFC DIN	UL	CSA
Screw	Rigid	0,2-4 mm²	22-10 AWG	22-10 AWG
	Flexible	0,22-4 mm²	22-10 AWG	22-10 AWG
ADO	Rigid	1-2,5 mm²	16-14 AWG	16-14 AWG
	Flexible	1-2,5 mm²	16-14 AWG	16-14 AWG

Voltage			
Rated	500 V (1)	600 V (1)	600 V (1)
Impulse withstand	6 kV		
Pollution degree	3		

Current			
Rated	6,3 A	10 A	10 A

Section			
Rated	2,5 mm²	10/14 AWG	10/14 AWG

Wire stripping length (screw)	Recommended screwdriver	Recommended torque (screw)	Protection
9,5 mm	4 mm	0,5-0,8 Nm	IP 20
.37"	.16"	4.4-7.1 lb.in	NEMA 1

End stop	th. 9 mm	BADL	1SNA 399 903 R0200
End stop	th. 10 mm	BAM2	1SNA 399 967 R0100
Rail	35 x 7,5 x 1	PR3.Z2	1SNA 174 300 R1700
Rail	35 x 15 x 2,3	PR4	1SNA 168 500 R1200
Rail	35 x 15 x 1,5	PR5	1SNA 168 700 R2200

Other end stops, rails and accessories : see section on accessories.

Notes

Standard block 8 mm. For multiple wires connections, the two wires need to be of the same gage and nature (rigid or flexible). Terminal block body material is UL 94 V0.

All switch terminal blocks offer a test point (DIA. 2 mm or DIA 2.3 mm on block D 4/6.SNT23.ADO) on the ADO side of the block.

** - Black marking + 2 notches for wire size 1 - 2,5 mm² (16 - 14 AWG)*

Accessories

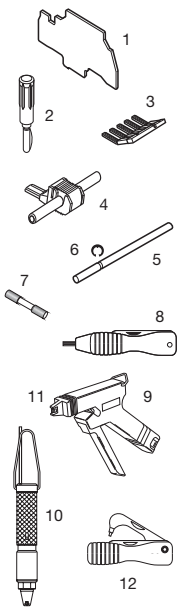

		Type	Part numbers
1	End section grey	FEDAD10 th. 1,5 mm	1SNA 399 758 R2700
2	Test plug	FC2 DIA. 2 mm	1SNA 007 865 R2600
3	Comb-type jumper bar	PC81 35 A 10 poles	1SNA 173 523 R1100
4	IDC jumper	AD2,5 24 A	1SNA 114 205 R2000
5	Assembly rod	TGA8 2 poles	1SNA 168 672 R1100
		TGA8 3 poles	1SNA 168 673 R1200
		TGA8 4 poles	1SNA 168 674 R1300
6	Assembly ring	ANT	1SNA 168 675 R1400
7	5x20 fuses - 250 V	FU520 0,5 A	1SNA 008 288 R1500
		FU520 1 A	1SNA 008 290 R1300
		FU520 2 A	1SNA 008 291 R0000
		FU520 3,15 A	1SNA 008 289 R1600
		FU520 5 A	1SNA 008 292 R0100
	5x25 fuses - 250 V Fast acting according to DIN 41576.1	FU525 1,6 A	1SNA 167 546 R2200
		FU525 2 A	1SNA 167 547 R2300
		FU525 2,5 A	1SNA 167 548 R0400
		FU525 4 A	1SNA 167 549 R0500
		FU525 6,3 A	1SNA 167 550 R0200
8	Hand tool kit	OUMAD	1SNA 179 466 R0600
9	Semi automatic kit	OUPAD	1SNA 178 944 R0400
10	Pneumatic tool kit	OUTAD	1SNA 205 710 R1100
11	Replacement head kit	OUTA	1SNA 205 284 R0300
12	Extraction tool kit	EXAD2	1SNA 205 721 R0000

R See section on marking Marking method

(1) Blown-fuse indicator by 110 V - 230 V neon lamp (leakage current with neon lamp < 0,5 mA (110 V) - < 0,7 mA (230 V)).
(2) Blown-fuse indicator by LED 24 V (+24V labeled) (leakage current with LED 24 V or 48 V < 4,5 mA).
(3) Blown-fuse indicator by LED 48 V (+48V labeled) (leakage current with LED 24 V or 48 V < 4,5 mA).

RC810 RCAL85 RC610 on grip

(1) Terminal block insulation voltage. Working voltage according to fuse.

RC810 RCAL85 RC610 on grip

Terminal blocks
Insulation
Displacement

"Neutral" switch block

Open in the opposite direction

ADO - Screw clamp

DIN 3

D 4/8.SNN.I.ADO

Spacing 8 mm +0,05 .315"
ADO side 0,34 - 1,5 mm² 22 - 16 AWG
Screw side 0,2 - 4 mm² 22 - 10 AWG

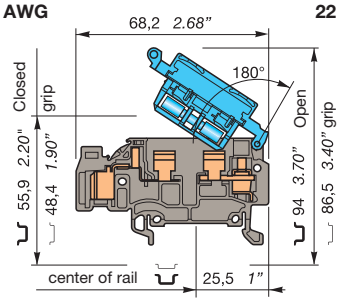

Colour	Type	Part number
Grey body / Blue grip	D 4/8.SNN.I.ADO	1SNA 399 778 R2300

D 4/8.SNNT2.I.ADO

Spacing 8 mm +0,05 .315"
ADO side 0,34 - 1,5 mm² 22 - 16 AWG
Screw side 0,2 - 4 mm² 22 - 10 AWG

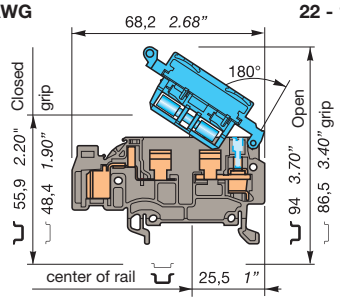

Colour	Type	Part number
With DIA. 2 mm screw test socket for test on screw side. Grey body / Blue grip	D 4/8.SNNT2.I.ADO	1SNA 399 779 R2400

End stop		th. 9 mm	BADL	1SNA 399 903 R0200
End stop		th. 10 mm	BAM2	1SNA 399 967 R0100
Rail		35 x 7,5 x 1	PR3.Z2	1SNA 174 300 R1700
Rail		35 x 15 x 2,3	PR4	1SNA 168 500 R1200
Rail		35 x 15 x 1,5	PR5	1SNA 168 700 R2200

Other end stops, rails and accessories : see section on accessories.

Notes

Standard block 8 mm. For multiple wires connections, the two wires need to be of the same gage and nature (rigid or flexible). Terminal block body material is UL 94 V0.

All switch terminal blocks offer a test point (DIA. 2 mm or DIA 2.3 mm on block D 4/6.SNT23.ADO) on the ADO side of the block.

Characteristics

Wire size		IEC NFC DIN	UL	CSA
Screw	Rigid	0,2-4 mm²	22-10 AWG	22-10 AWG
	Flexible	0,22-4 mm²	22-10 AWG	22-10 AWG
ADO	Rigid	0,34-1,5 mm²	22-16 AWG	22-16 AWG
	Flexible	0,34-1,5 mm²	22-16 AWG	22-16 AWG

Voltage			
Rated	630 V	600 V	600 V
Impulse withstand	8 kV		
Pollution degree	3		

Current			
Rated	10 A	10 A	10 A

Wire size			
Rated	1,5 mm²	10/16 AWG	10/16 AWG

Wire stripping length (screw)	Recommended screwdriver	Recommended torque (screw)	Protection
9,5 mm	4 mm	0,5-0,8 Nm	IP 20
.37"	.16"	4.4-7.1 lb.in	NEMA 1

Characteristics

Wire size		IEC NFC DIN	UL	CSA
Screw	Rigid	0,2-4 mm²	22-10 AWG	22-10 AWG
	Flexible	0,22-4 mm²	22-10 AWG	22-10 AWG
ADO	Rigid	0,34-1,5 mm²	22-16 AWG	22-16 AWG
	Flexible	0,34-1,5 mm²	22-16 AWG	22-16 AWG

Voltage			
Rated	630 V	600 V	600 V
Impulse withstand	8 kV		
Pollution degree	3		

Current			
Rated	10 A	10 A	10 A

Section			
Rated	1,5 mm²	10/16 AWG	10/16 AWG

Wire stripping length (screw)	Recommended screwdriver	Recommended torque (screw)	Protection
9,5 mm	4 mm	0,5-0,8 Nm	IP 20
.37"	.16"	4.4-7.1 lb.in	NEMA 1

Accessories

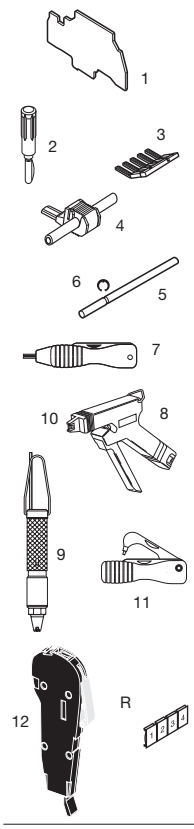

			Type			Part numbers
1	End section	grey	FEDAD10		th. 1,5 mm	1SNA 399 758 R2700
2	Test plug		FC2		DIA. 2 mm	1SNA 007 865 R2600
3	Comb-type jumper bar		PC81	35 A	10 poles	1SNA 173 523 R1100
4	IDC jumper		AD2,5	24 A		1SNA 114 205 R2000
5	Assembly rod		TGA8		2 poles	1SNA 168 672 R1100
			TGA8		3 poles	1SNA 168 673 R1200
			TGA8		4 poles	1SNA 168 674 R1300
6	Assembly ring		ANT			1SNA 168 675 R1400
7	Hand tool kit		OUMAD			1SNA 179 466 R0600
8	Semi automatic tool		OUPAD			1SNA 178 944 R0400
9	Pneumatic tool kit		OUTAD			1SNA 205 710 R1100
10	Replacement head kit		OUTA			1SNA 205 284 R0300
11	Extraction tool kit		EXAD2			1SNA 205 721 R0000
12	Test connector		CEADO.8			1SNA 399 348 R2400
			CEADOE			1SNA 399 341 R1500
R	See section on markers Marking method		RC810	RCAL85	RC610 on grip	

			Type			Part numbers
			FEDAD10		th. 1,5 mm	1SNA 399 758 R2700
			FC2		DIA. 2 mm	1SNA 007 865 R2600
			PC81	35 A	10 poles	1SNA 173 523 R1100
			AD2,5	24 A		1SNA 114 205 R2000
			TGA8		2 poles	1SNA 168 672 R1100
			TGA8		3 poles	1SNA 168 673 R1200
			TGA8		4 poles	1SNA 168 674 R1300
			ANT			1SNA 168 675 R1400
			OUMAD			1SNA 179 466 R0600
			OUPAD			1SNA 178 944 R0400
			OUTAD			1SNA 205 710 R1100
			OUTA			1SNA 205 284 R0300
			EXAD2			1SNA 205 721 R0000
			CEADO.8			1SNA 399 348 R2400
			CEADOE			1SNA 399 341 R1500
			RC810	RCAL85	RC610 on grip	

Terminal blocks Insulation Displacement

"Neutral" switch block

Open in the opposite direction

ADO - Screw clamp

DIN 3

D 4/8.SNN.I.ADO2

Spacing 8 mm +0,05 .315"
ADO side 1 - 2,5 mm² 16 - 14 AWG
Screw side 0,2 - 4 mm² 22 - 10 AWG

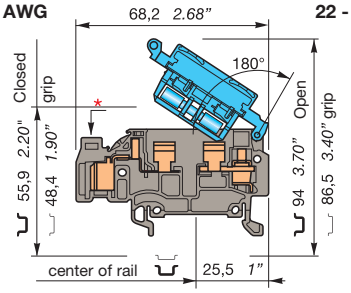

Color	Type	Part number
Grey body / Blue grip	D 4/8.SNN.I.ADO2	1SNA 399 765 R1600

D 4/8.SNNT2.I.ADO2

Spacing 8 mm +0,05 .315"
ADO side 1 - 2,5 mm² 16 - 14 AWG
Screw side 0,2 - 4 mm² 22 - 10 AWG

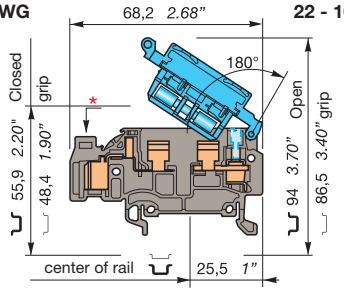

Color	Type	Part number
With DIA. 2 mm screw test socket for test on screw side. Grey body / Blue grip	D 4/8.SNNT2.I.ADO2	1SNA 399 766 R1700

End stop		th. 9 mm	BADL	1SNA 399 903 R0200
End stop		th. 10 mm	BAM2	1SNA 399 967 R0100
Rail		35 x 7,5 x 1	PR3.Z2	1SNA 174 300 R1700
Rail		35 x 15 x 2,3	PR4	1SNA 168 500 R1200
Rail		35 x 15 x 1,5	PR5	1SNA 168 700 R2200

Other end stops, rails and accessories : see section on accessories.

Notes

Standard block 8 mm. For multiple wires connections, the two wires need to be of the same gage and nature (rigid or flexible). Terminal block body material is UL 94 V0.

All switch terminal blocks offer a test point (DIA. 2 mm or DIA 2.3 mm on block D 4/6.SNT23.ADO) on the ADO side of the block.

** - Black marking + 2 notches for wire size 1 - 2,5 mm² (16 - 14 AWG)*

Characteristics

Wire size

		IEC NFC DIN	UL	CSA
Screw	Rigid	0,2-4 mm²	22-10 AWG	22-10 AWG
	Flexible	0,22-4 mm²	22-10 AWG	22-10 AWG
ADO	Rigid	1-2,5 mm²	16-14 AWG	16-14 AWG
	Flexible	1-2,5 mm²	16-14 AWG	16-14 AWG

Voltage

Rated	630 V	600 V	600 V
Impulse withstand	8 kV		
Pollution degree	3		

Current

Rated	6,3 A	10 A	10 A

Wire size

Rated	1,5 mm²	10/14 AWG	10/14 AWG

Wire stripping length (screw)	Recommended screwdriver	Recommended torque (screw)	Protection
9,5 mm	4 mm	0,5-0,8 Nm	IP 20
.37"	.16"	4.4-7.1 lb.in	NEMA 1

Characteristics

Wire size

		IEC NFC DIN	UL	CSA
Screw	Rigid	0,2-4 mm²	22-10 AWG	22-10 AWG
	Flexible	0,22-4 mm²	22-10 AWG	22-10 AWG
ADO	Rigid	1-2,5 mm²	16-14 AWG	16-14 AWG
	Flexible	1-2,5 mm²	16-14 AWG	16-14 AWG

Voltage

Rated	630 V	600 V	600 V
Impulse withstand	8 kV		
Pollution degree	3		

Current

Rated	6,3 A	10 A	10 A

Section

Rated	1,5 mm²	10/14 AWG	10/14 AWG

Wire stripping length (screw)	Recommended screwdriver	Recommended torque (screw)	Protection
9,5 mm	4 mm	0,5-0,8 Nm	IP 20
.37"	.16"	4.4-7.1 lb.in	NEMA 1

Accessories

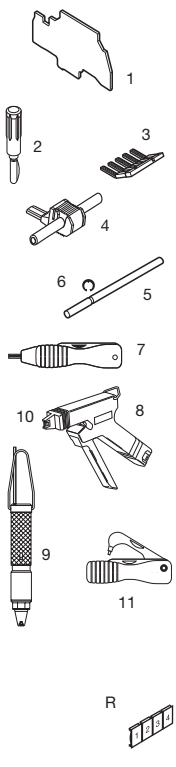

1	End section	grey	FEDAD10	th. 1,5 mm 1SNA 399 758 R2700
2	Test plug		FC2	DIA. 2 mm 1SNA 007 865 R2600
3	Comb-type jumper bar		PC81	35 A 10 poles 1SNA 173 523 R1100
4	IDC jumper		AD2,5	24 A 1SNA 114 205 R2000
5	Assembly rod		TGA8	2 poles 1SNA 168 672 R1100
			TGA8	3 poles 1SNA 168 673 R1200
			TGA8	4 poles 1SNA 168 674 R1300
6	Assembly ring		ANT	1SNA 168 675 R1400
7	Hand tool kit		OUMAD	1SNA 179 466 R0600
8	Semi automatic tool		OUPAD	1SNA 178 944 R0400
9	Pneumatic tool kit		OUTAD	1SNA 205 710 R1100
10	Replacement head kit		OUTA	1SNA 205 284 R0300
11	Extraction tool kit		EXAD2	1SNA 205 721 R0000
R	See section on markers Marking method		RC810 RCAL85 RC610 on grip	

Type		Part numbers
FEDAD10	th. 1,5 mm	1SNA 399 758 R2700
FC2	DIA. 2 mm	1SNA 007 865 R2600
PC81	35 A 10 poles	1SNA 173 523 R1100
AD2,5	24 A	1SNA 114 205 R2000
TGA8	2 poles	1SNA 168 672 R1100
TGA8	3 poles	1SNA 168 673 R1200
TGA8	4 poles	1SNA 168 674 R1300
ANT		1SNA 168 675 R1400
OUMAD		1SNA 179 466 R0600
OUPAD		1SNA 178 944 R0400
OUTAD		1SNA 205 710 R1100
OUTA		1SNA 205 284 R0300
EXAD2		1SNA 205 721 R0000
RC810 RCAL85 RC610 on grip		

Type		Part numbers
FEDAD10	th. 1,5 mm	1SNA 399 758 R2700
FC2	DIA. 2 mm	1SNA 007 865 R2600
PC81	35 A 10 poles	1SNA 173 523 R1100
AD2,5	24 A	1SNA 114 205 R2000
TGA8	2 poles	1SNA 168 672 R1100
TGA8	3 poles	1SNA 168 673 R1200
TGA8	4 poles	1SNA 168 674 R1300
ANT		1SNA 168 675 R1400
OUMAD		1SNA 179 466 R0600
OUPAD		1SNA 178 944 R0400
OUTAD		1SNA 205 710 R1100
OUTA		1SNA 205 284 R0300
EXAD2		1SNA 205 721 R0000
RC810 RCAL85 RC610 on grip		

Terminal blocks Insulation Displacement

with safety connection

ADO - Screw clamp

DIN 3

ADO side
1 - 2,5 mm²
16 - 14 AWG

Screw side
0,5 - 6 mm²
20 - 10 AWG

D 6/8.ADO.RS

Spacing 8 mm +0,05 .315"

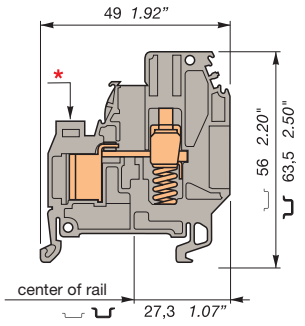

Screw clamp terminal for bare wire or equipped with bent lug and ADO wire size.

Colour		Type	Part numbers
Grey	■	**D 6/8.ADO.RS**	1SNA **399 632** R**01**00

End stop	th. 9 mm	**BADL**	1SNA **399 903** R**02**00
End stop	th. 10 mm	**BAM2**	1SNA **399 967** R**01**00
Rail	35 x 7,5 x 1	**PR3.Z2**	1SNA **174 300** R**17**00
Rail	35 x 15 x 2,3	**PR4**	1SNA **168 500** R**12**00
Rail	35 x 15 x 1,5	**PR5**	1SNA **168 700** R**22**00

Other end stops, rails and accessories : see section on accessories.

Characteristics

Wire size

		IEC NFC DIN	BS TS 50.18	UL/CSA
Screw	Rigid	0,5-10 mm²		20-10 AWG
	Flexible	0,5-6 mm²		20-10 AWG
	Lugs Flexible		0,28-2,5 mm²	
ADO	Rigid	1-2,5 mm²		16-14 AWG
	Flexible	1-2,5 mm²		16-14 AWG

Voltage

Rated	800 V	500 V	600 V
Impulse withstand	8 kV		
Pollution degree	3		

Current

Rated	24 A	25 A	20 A

Wire size

Rated	2,5 mm²		10/14 AWG

Wire stripping length (screw)	Recommended screwdriver	Recommended torque (screw)	Protection
13 mm	4 - 5 mm	0,8-1 Nm	IP 20
.51"	.157" - .197"	7.1-8.9 lb.in	NEMA 1

Notes

The use of some accessories may decrease the block's voltage rating. For more information, consult us.
ADO side : permits connection of 2 wires max. of the same gage and nature.

** Black marking + 2 notches for wire size 1 - 2,5 mm² (16 - 14 AWG)*

Accessories

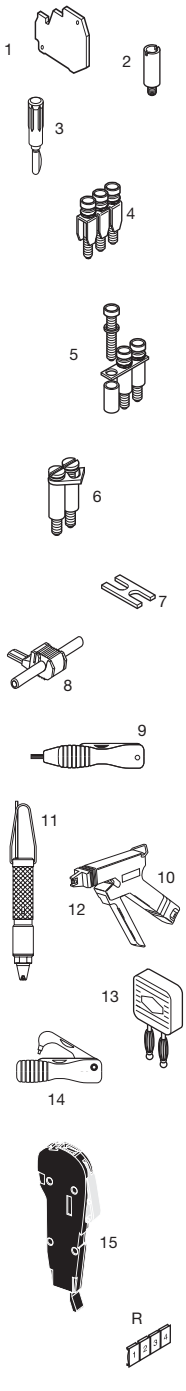

			Type			Part number
1	End section	grey	FEADRS		th. 3 mm	1SNA **296 079** R**03**00
2	Test socket		AL2	(1)	DIA. 2 mm	1SNA **163 043** R**21**00
			AL3	(1)	DIA. 3 mm	1SNA **163 261** R**00**00
			AL4-M3	(1)	DIA. 4 mm	1SNA **206 721** R**01**00
3	Test plug		FC2	(2)	DIA. 2 mm	1SNA **007 865** R**26**00
			FC4	(2)	DIA. 4 mm	1SNA **167 860** R**01**00
4	Assembled jumper bar (with IP20 protection)		BJMI8	(1) 41 A	2 poles	1SNA **176 669** R**16**00
			BJMI8	(1) 41 A	3 poles	1SNA **176 670** R**13**00
			BJMI8	(1) 41 A	4 poles	1SNA **176 671** R**00**00
			BJMI8	(1) 41 A	5 poles	1SNA **176 672** R**01**00
			BJMI8	(1) 41 A	10 poles	1SNA **176 673** R**02**00
5	Jumper bar not assembled		BJS8	41 A	20 poles	1SNA **174 789** R**05**00
	Post + washer + captive screw IP20		EV6I			1SNA **206 394** R**02**00
6	Pivoting jumper bar		BJP8	(1)(3) 50 A		1SNA **174 448** R**07**00
7	Connector plate		EL6	(3) 35 A		1SNA **173 627** R**21**00
8	IDC jumper		AD2,5	24 A		1SNA **114 205** R**20**00
9	Hand tool kit		OUMAD			1SNA **179 466** R**06**00
10	Semi-automatic tool		OUPAD			1SNA **178 944** R**04**00
11	Pneumatic tool kit		OUTAD			1SNA **205 710** R**11**00
12	Replacement head kit		OUTA			1SNA **205 284** R**03**00
13	Bridging plug		BP8.A4		(with AL4)	1SNA **173 888** R**20**00
14	Extraction tool kit		EXAD2			1SNA **205 721** R**00**00
15	Test connector		CEADO.8			1SNA **399 348** R**24**00
			CEADOE			1SNA **399 341** R**15**00

Each screw-clamp holds 2 bent lugs, as above (not supplied), for connection of wires :
0,28 to 1,5 mm² /1 to 2,5 mm²

A = 4,45 to 7,45 for size 1
2,9 to 3,2 for size 2

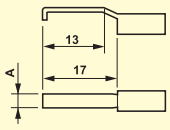

R See section on markers marking method

RTM7 RC 810 RCAL85

(1) 500 V (IEC) rated voltage with these accessories. (2) Forbidden under explosive atmosphere EEX usage. (3) Only certified for "i" security. (4) See "Notes".

ADO MINI BLOCKS

A reduced size range

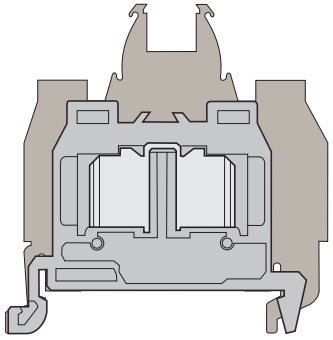

A very legible marking

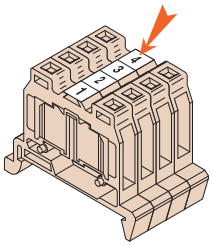

Numerous mounting options

DIN Rail

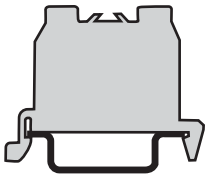

DS=DIN3

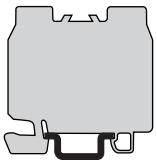

DR=DIN2

Plate

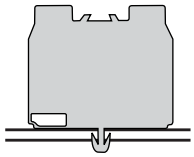

DH = snap-in

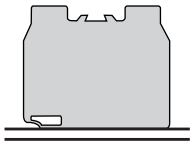

DB = base mount

ADO mini blocks use the same marking technique as standard ENTRELEC terminals, located on the top of the block.

MINI BLOCKS ASSEMBLY AND ACCESSORIES

Rail mounted DIN 2 and DIN 3 :

DIN 3 : DS... ADO

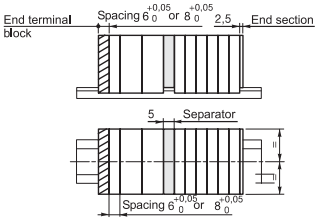

DIN 2 : DR... ADO

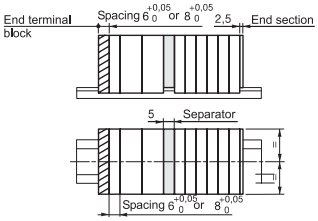

At the end of the terminal blocks assembly :

- End section : ***(same accessory for any type of terminal block assembly)***

FEAD1 : V/ADO
FEAD2 : ADO/ADO

End section to be mounted directly on the open part of the terminal block.

- End terminal block :

DRE... ADO (DIN2)
DSE... ADO (DIN3)

This terminal block has to be mounted at the end of the terminal blocks assembly : it reduces its size, because it suppresses the insulation rib (- 4 mm).
Nota : This terminal block cannot be accidentally located anywhere else into the terminal block assembly (without locking holes).

In the terminal blocks assembly :

- Separator : ***(same accessory for any type of terminal block assembly)***

FEAD5 : V/ADO
FEAD6 : ADO/ADO

Accessory which snaps on the terminal blocks, separates and makes visible the different parts of the terminal blocks assembly.

Panel mounted with snap in mounting foot :

Snap in : DH... ADO

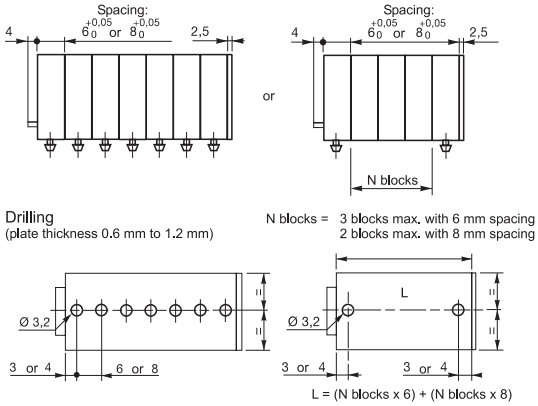

With screw mounting kit : DB... ADO

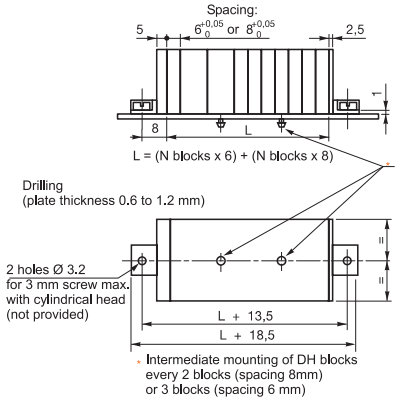

Miniblocks Insulation Displacement

ADO - Screw clamp

DIN 3

refer to the section "Special Applications" for part numbers and characteristics.

DS 2,5/5.ADO

Spacing 5 mm +0,05 .198"
ADO side
0,34 - 1,5 mm²
22 - 16 AWG
Screw side
0,2 - 4 mm²
22 - 10 AWG

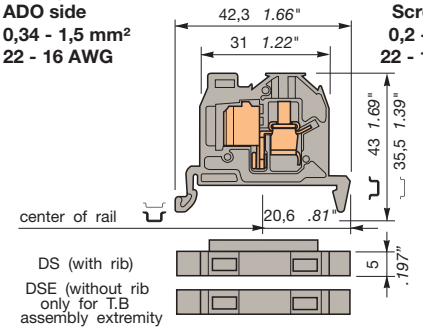

Colour		Type	Part numbers
Grey	□	**DS 2,5/5.ADO**	1SNA **399 514** R**2300**
Grey	□	**DSE 2,5/5.ADO**	1SNA **399 518** R**0700**

DS 4/6.ADO

Spacing 6 mm +0,05 .238"
ADO side
0,34 - 1,5 mm²
22 - 16 AWG
Screw side
0,2 - 4 mm²
22 - 10 AWG

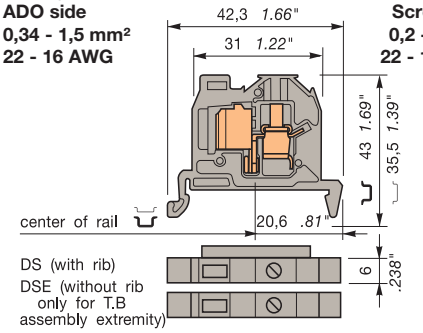

Colour		Type	Part numbers
Grey	□	**DS 4/6.ADO**	1SNA **299 489** R**0700**
Grey	□	**DSE 4/6.ADO**	1SNA **299 556** R**0100**

End stop	⊔	th. 9 mm	**BADL**	1SNA **399 903** R**0200**
End stop	⊔	th. 10 mm	**BAM2**	1SNA **399 967** R**0100**
Rail	⊔	35 x 7,5 x 1	**PR3.Z2**	1SNA **174 300** R**1700**
Rail	⊔	35 x 15 x 2,3	**PR4**	1SNA **168 500** R**1200**
Rail	⊔	35 x 15 x 1,5	**PR5**	1SNA **168 700** R**2200**

Other end stops, rails and accessories : see section on accessories.

Observations

Standard blocks 5 and 6 mm. For multiple wires connections, the two wires need to be of the same gage and nature (rigid or flexible). Terminal block body material is UL 94 V0.

Characteristics

Wire size		IEC NFC	IEC DIN	UL/CSA
Screw	Rigid	0,2 - 4 mm²		22-12 AWG
	Standed	0,22-2,5 mm²		22-12 AWG
ADO	Rigid	0,2-1 mm²		24-18 AWG
	Standed	0,22-1 mm²		24-18 AWG

Voltage		
Rated	800 V	600 V
Impulse withstand	8 kV	
Pollution degree	3	

Current		
Rated	13,5 A	10 A

Wire size		
Rated / Gauge	1 mm²	18 AWG

Wire stripping length	Recommended screwdriver	Recommended torque	Protection
9,5 mm	3,5 mm	0,4-0,6 Nm	IP 20
.37"	.137"	3.5-5.3 ib.in	NEMA 1

Characteristics

Wire size		IEC NFC	IEC DIN	UL/CSA
Screw	Rigid	0,2 - 4 mm²		22-10 AWG
	Standed	0,22-4 mm²		22-10 AWG
ADO	Rigid	0,28-1,5 mm²		22-16 AWG
	Standed	0,34-1,5 mm²		22-16 AWG

Voltage		
Rated	800 V	600 V
Impulse withstand		
Pollution degree	3	

Current		
Rated	17,5 A	20 A

Wire size		
Rated / Gauge	1,5 mm²	16-10 AWG

Wire stripping length	Recommended screwdriver	Recommended torque	Protection
9,5 mm	4 mm	0,5-0,8 Nm	IP 20
.37"	.16"	4.4-7.1 ib.in	NEMA 1

Accessories

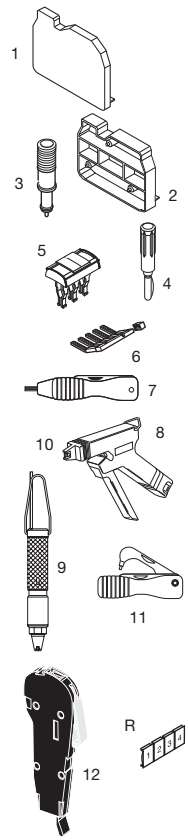

			Type			P/N
1	End section	grey	FEAD1		th. 2,5 mm	1SNA **199 421** R**1600**
		orange	FEAD1		th. 2,5 mm	1SNA **199 422** R**1700**
2	Separator	grey	FEAD5		th. 5,0 mm	1SNA **199 433** R**1200**
		orange	FEAD5		th. 5,0 mm	1SNA **199 434** R**1300**
3	Test device	yellow				
		blue	DCB			1SNA **105 028** R**2100**
4	Test plug		FC2		DIA. 2 mm	1SNA **007 865** R**2600**
5	Screwless jumper bar to be inserted into ADO jaw orange IP20		BJADO5.2	17,5 A	2 poles	1SNA **205 955** R**0300**
			BJADO5.3	17,5 A	3 poles	1SNA **205 956** R**0400**
			BJADO5.4	17,5 A	4 poles	1SNA **205 957** R**0500**
			BJADO5.5	17,5 A	5 poles	1SNA **205 958** R**1600**
			BJADO5.10	17,5 A	10 poles	1SNA **205 963** R**0300**
			BJADO5.20	17,5 A	20 poles	1SNA **205 973** R**0500**
6	Comb-type jumper bar		PC5	30 A	2 poles	1SNA **113 542** R**1000**
			PC5	30 A	10 poles	1SNA **113 544** R**1200**
	Insulating tip		EIP			1SNA **113 550** R**2400**
7	Hand tool kit		OUMAD			1SNA **179 466** R**0600**
8	Semi-automatic tool		OUPAD			1SNA **178 944** R**0400**
9	Pneumatic tool kit		OUTAD			1SNA **205 710** R**1100**
10	Replacement head kit		OUTA			1SNA **205 284** R**0300**
11	Extraction tool kit		EXAD2			1SNA **205 721** R**0000**
12	Test connector		CEADO.5			1SNA **399 345** R**1100**
			CEADOE			1SNA **399 341** R**1500**
R	See section on markers marking method		On top of block		RC65	

Type			P/N
FEAD1	th. 2,5 mm		1SNA **199 421** R**1600**
FEAD1	th. 2,5 mm		1SNA **199 422** R**1700**
FEAD5	th. 5,0 mm		1SNA **199 433** R**1200**
FEAD5	th. 5,0 mm		1SNA **199 434** R**1300**
DCJ			1SNA **173 059** R**0300**
FC2	DIA. 2 mm		1SNA **007 865** R**2600**
BJADO6.2	17,5 A	2 poles	1SNA **205 974** R**0600**
BJADO6.3	17,5 A	3 poles	1SNA **205 975** R**0700**
BJADO6.4	17,5 A	4 poles	1SNA **205 976** R**0000**
BJADO6.5	17,5 A	5 poles	1SNA **205 977** R**0100**
BJADO6.10	17,5 A	10 poles	1SNA **205 982** R**2700**
BJADO6.20	17,5 A	20 poles	1SNA **205 992** R**2100**
PC6	35 A	2 poles	1SNA **113 546** R**1400**
PC6	35 A	3 poles	1SNA **116 536** R**0500**
PC6	35 A	4 poles	1SNA **116 537** R**0600**
PC6	35 A	10 poles	1SNA **113 548** R**2600**
EIP			1SNA **113 550** R**2400**
OUMAD			1SNA **179 466** R**0600**
OUPAD			1SNA **178 944** R**0400**
OUTAD			1SNA **205 710** R**1100**
OUTA			1SNA **205 284** R**0300**
EXAD2			1SNA **205 721** R**0000**
CEADO.6			1SNA **399 346** R**1200**
CEADOE			1SNA **399 341** R**1500**
On top of block		RC65	

Miniblocks Insulation Displacement

ADO - Screw clamp

DIN 3

DS 4/8.ADO

Spacing 8 mm +0,05 .315"
ADO side
1 - 2,5 mm²
16 - 14 AWG
Screw side
0,2 - 4 mm²
22 - 10 AWG

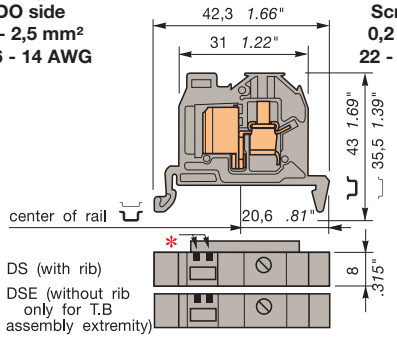

Colour		Type	Part numbers
Grey	□	**DS 4/8.ADO**	1SNA **299 493** R2300
Grey	□	**DSE 4/8.ADO**	1SNA **299 557** R0200

DS 4/8.A.ADO3

Spacing 8 mm +0,05 .238"
ADO side
4 mm²
12 AWG
Screw side
0,2 - 4 mm²
22 - 12 AWG

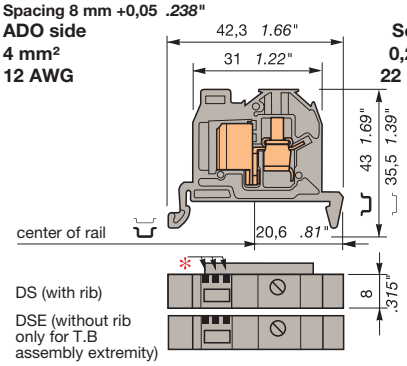

Colour		Type	Part numbers
Grey	□	**DS 4/8.A.ADO3**	1SNA **399 429** R0600
Grey	□	**DSE 4/8.A.ADO3**	1SNA **399 433** R2200

End stop		th. 9 mm	**BADL**	1SNA **399 903** R0200
End stop		th. 10 mm	**BAM2**	1SNA **399 967** R0100
Rail		35 x 7,5 x 1	**PR3.Z2**	1SNA **174 300** R1700
Rail		35 x 15 x 2,3	**PR4**	1SNA **168 500** R1200
Rail		35 x 15 x 1,5	**PR5**	1SNA **168 700** R2200

Other end stops, rails and accessories : see section on accessories.

Observations

Terminal block body material is UL 94 V0.

DS 4/8.ADO block : for multiple wire connections, the two wires need to be of the same gage and nature (rigid or flexible).

DS 4/8.A.ADO3 block : connection of only one rigid or flexible 4 mm² wire.

** Notches to identify 8 mm spacing.*

Characteristics

Wire size

		IEC NFC	IEC DIN	UL/CSA
Screw	Rigid	0,2 - 4mm²		22-10 AWG
	Standed	0,22-4 mm²		22-10 AWG
ADO	Rigid	1-2,5 mm²		16-14 AWG
	Standed	1-2,5 mm²		16-14 AWG

Voltage

Rated	1000 V	600 V
Impulse withstand		
Pollution degree	3	

Current

Rated	24 A	25 A

Wire size

Rated / Gauge	2,5 mm²	14-10 AWG

Wire stripping length	Recommended screwdriver	Recommended torque	Protection
9,5 mm	4 mm	0,5 - 0,8 Nm	IP 20
.37"	.16"	4.4 - 7.1 lb.in	NEMA 1

Characteristics

Wire size

		IEC NFC	IEC DIN	UL/CSA
Screw	Rigid	0,2 - 4mm²		22-12 AWG
	Standed	0,22-4 mm²		22-12 AWG
ADO	Rigid	4 mm²		12 AWG
	Standed	4 mm²		12 AWG

Voltage

Rated	1000 V	
Impulse withstand		
Pollution degree	3	

Current

Rated	32 A	

Wire size

Rated / Gauge	4 mm²	12 AWG

Wire stripping length	Recommended screwdriver	Recommended torque	Protection
9,5 mm	4 mm	0,5 - 0,8 Nm	IP 20
.37"	.16"	4.4 - 7.1 lb.in	NEMA 1

Accessories

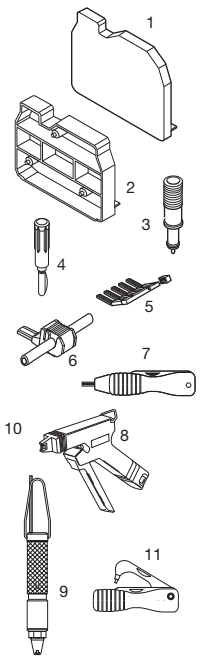

			Type		P/N
1	End section	grey	FEAD1	th. 2,5 mm	1SNA **199 421** R1600
		orange	FEAD1	th. 2,5 mm	1SNA **199 422** R1700
2	Separator	grey	FEAD5	th. 5,0 mm	1SNA **199 433** R1200
		orange	FEAD5	th. 5,0 mm	1SNA **199 434** R1300
3	Test device	yellow	DCJ		1SNA **173 059** R0300
4	Test plug		FC2	DIA. 2 mm	1SNA **007 865** R2600
5	Comb-type jumper bar		PC8	50 A 2 poles	1SNA **116 538** R1700
			PC8	50 A 3 poles	1SNA **116 539** R1000
			PC8	50 A 4 poles	1SNA **116 540** R2500
			PC8	50 A 10 poles	1SNA **163 313** R2400
6	IDC jumper				
7	Hand tool kit		OUMAD		1SNA **179 466** R0600
8	Semi automatic tool		OUPAD		1SNA **178 944** R0400
9	Pneumatic tool kit		OUTAD		1SNA **205 710** R1100
10	Replacement head kit		OUTA		1SNA **205 284** R0300
11	Extraction tool kit		EXAD2		1SNA **205 721** R0000

			Type		P/N
1	End section	grey	FEAD1	th. 2,5 mm	1SNA **199 421** R1600
		orange	FEAD1	th. 2,5 mm	1SNA **199 422** R1700
2	Separator	grey	FEAD5	th. 5,0 mm	1SNA **199 433** R1200
		orange	FEAD5	th. 5,0 mm	1SNA **199 434** R1300
3	Test device	yellow	DCJ		1SNA **173 059** R0300
4	Test plug		FC2	DIA. 2 mm	1SNA **007 865** R2600
5	Comb-type jumper bar		PC8	50 A 2 poles	1SNA **116 538** R1700
			PC8	50 A 3 poles	1SNA **116 539** R1000
			PC8	50 A 4 poles	1SNA **116 540** R2500
			PC8	50 A 10 poles	1SNA **163 313** R2400
6	IDC jumper		AD2,5		1SNA **114 205** R2000
7	Hand tool kit		OUMAD		1SNA **179 466** R0600
8	Semi automatic tool		OUPAD		1SNA **178 944** R0400
9	Pneumatic tool kit		OUTAD		1SNA **205 710** R1100
10	Replacement head kit		OUTA		1SNA **205 284** R0300
11	Extraction tool kit		EXAD2		1SNA **205 721** R0000

R See section on markers marking method

On top of block RCAL85

On top of block RCAL85

Miniblocks Insulation Displacement

ADO - Screw clamp for ground terminal blocks electrically connected to the mounting rail

DIN 3

Other accessories of this terminal blocks: see pages of same size standard blocks.

** Notches to identify 8 mm spacing*

DS 4/8.P.ADO

Spacing 8 mm +0,05 .315"
ADO side 1 - 2,5 mm² 16 - 14 AWG
Screw side 0,2 - 4 mm² 22 - 10 AWG

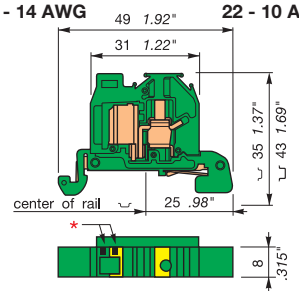

Type	P/N
Green body / yellow marking	
DS 4/8.P.ADO	1SNA 199 527 R1000

DS 4/8.A.P.ADO3

Spacing 8 mm +0,05 .315"
ADO side 4 mm² / 12 AWG 1 wire only
Screw side 0,2 - 4 mm² 24 - 12 AWG

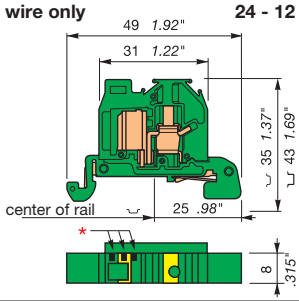

Type	P/N
Green body / yellow marking	
DS 4/8.A.P.ADO3	1SNA 399 445 R0600

Type	P/N

Characteristics

			DS 4/8.P.ADO		DS 4/8.A.P.ADO3					
			IEC NFC DIN	UL/CSA	IEC NFC DIN	UL/CSA	IEC NFC DIN	UL	CSA	
Wire size	Screw	Rigid	0,2-4 mm²	22-10 AWG	0,2-4 mm²	24-12 AWG				
		Flexible								
	ADO	Rigid	1-2,5 mm²	16-14 AWG	4 mm²	12 AWG				
		Flexible								
Rated current short-circuit			300 A / 1 s.		480 A/1 s.					
Rated wire size nominal / gauge				2,5 mm²	4 mm²	12 AWG				

Other characteristics

DS 4/8.P.ADO				DS 4/8.A.P.ADO3							
Wire strip. length	Recomm. screwdriver	Recomm. torque	Protection	Wire strip. length	Recomm. screwdriver	Recomm. torque	Protection	Wire strip. length	Recomm. screwdriver	Recomm. torque	Protection
9,5 mm	4 mm	0,5-0,8 Nm	IP20	9,5 mm	4 mm	0,5-0,8 Nm	IP20				
.37"	.16"	4-7.1 lb.in	NEMA 1	.37"	.16"	4-7.1 lb.in	NEMA 1				

Approvals

Accessories

Type	P/N	Type	P/N	Type	P/N

Type	P/N

Type	P/N	Type	P/N	Type	P/N

Characteristics

			IEC NFC DIN	UL	CSA	IEC NFC DIN	UL	CSA	IEC NFC DIN	UL	CSA
Wire size	Screw	Rigid									
		Flexible									
	ADO	Rigid									
		Flexible									
Rated current short-circuit											
Rated wire size nominal / gauge											

Other characteristics

Wire strip. length	Recomm. screwdriver	Recomm. torque	Protection	Wire strip. length	Recomm. screwdriver	Recomm. torque	Protection	Wire strip. length	Recomm. screwdriver	Recomm. torque	Protection

Approvals

Accessories

Type	P/N	Type	P/N	Type	P/N

Miniblocks Insulation Displacement

ADO - Screw clamp

DIN 2

refer to the section "Special Applications" for part numbers and characteristics.

End stop		th. 6,5 mm	**BADRL**	1SNA **199 420** R2100
Rail		15 x 5 x 1	**PR2**	1SNA **164 600** R1200

Other end stops, rails and accessories : see section on accessories.

Notes

Standard blocks 5 and 6 mm. For multiple wires connections, the two wires need to be of the same gage and nature (rigid or flexible). Terminal block body material is UL 94 V0.

DR 2,5/5.ADO

Spacing 5 mm +0,05 (.198")

ADO side
0,22 - 1 mm²
24 - 18 AWG

Screw side
0,2 - 2,5 mm²
24 - 12 AWG

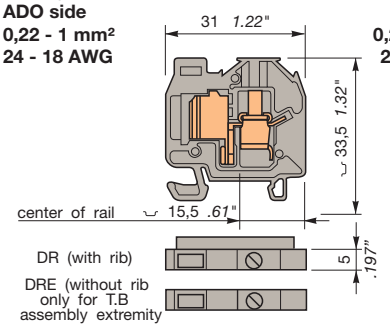

Colour	Type	Part numbers
Grey	**DR 2,5/5.ADO**	1SNA **399 509** R1700
Grey	**DRE 2,5/5.ADO**	1SNA **399 513** R2200

Characteristics

Wire size		IEC NFC	IEC DIN	UL/CSA
Screw	Rigid	0,2 - 4 mm²		24-12 AWG
	Flexible	0,22-2,5 mm²		24-12 AWG
ADO	Rigid	0,2-1 mm²		24-18 AWG
	Flexible	0,22-1 mm²		24-18 AWG

Voltage		
Rated	800 V	600 V
Impulse withstand	8 kV	
Pollution degree	3	

Current		
Rated	13,5 A	10 A

Wire size		
Rated / Gauge	1 mm²	18 AWG

Wire stripping length	Recommended screwdriver	Recommended torque	protection
9,5 mm	3,5 mm	0,4-0,6 Nm	IP 20
.374"	.137"	3.5-5.3 lb.in	NEMA 1

DR 4/6.ADO

Spacing 6 mm +0,05 .238"

ADO side
0,34 - 1,5 mm²
22 - 16 AWG

Screw side
0,2 - 4 mm²
22 - 10 AWG

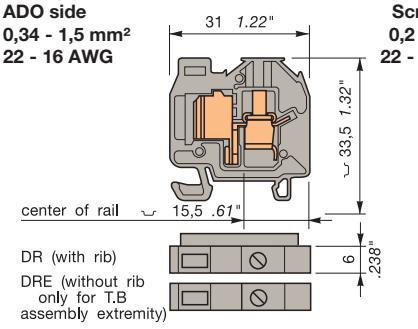

Colour	Type	Part numbers
Grey	**DR 4/6.ADO**	1SNA **199 275** R0300
Grey	**DRE 4/6.ADO**	1SNA **299 552** R0500

Characteristics

Wire size		IEC NFC	IEC DIN	UL/CSA
Screw	Rigid	0,2 - 4 mm²		22-10 AWG
	Flexible	0,22-4 mm²		22-10 AWG
ADO	Rigid	0,28-1,5 mm²		22-16 AWG
	Flexible	0,34-1,5 mm²		22-16 AWG

Voltage		
Rated	800 V	600 V
Impulse withstand	8 kV	
Pollution degree	3	

Current		
Rated	17,5 A	20 A

Wire size		
Rated / Gauge	1,5 mm²	16 AWG

Wire stripping length	Recommended screwdriver	Recommended torque	protection
9,5 mm	4 mm	0,5-0,8 Nm	IP 20
.374"	.157"	4.4-7.1 lb.in	NEMA 1

Accessories

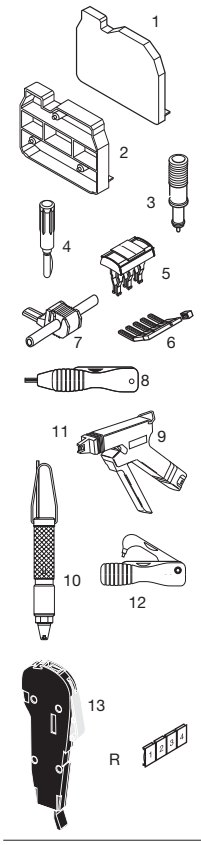

			Type			P/N	Type			P/N
1	End section	grey	FEAD1		th. 2,5 mm	1SNA **199 421** R1600	FEAD1		th. 2,5 mm	1SNA **199 421** R1600
		orange	FEAD1		th. 2,5 mm	1SNA **199 422** R1700	FEAD1		th. 2,5 mm	1SNA **199 422** R1700
2	Separator	grey	FEAD5		th. 5,0 mm	1SNA **199 433** R1200	FEAD5		th. 5,0 mm	1SNA **199 433** R1200
		orange	FEAD5		th. 5,0 mm	1SNA **199 434** R1300	FEAD5		th. 5,0 mm	1SNA **199 434** R1300
3	Test device	blue	DCB			1SNA **105 028** R2100	DCJ			1SNA **173 059** R0300
4	Test plug		FC2		DIA.2 mm	1SNA **007 865** R2600	FC2		DIA.2 mm	1SNA **007 865** R2600
5	Screwless jumper bar orange IP20		BJADO5.2	17,5 A	2 poles	1SNA **205 955** R0300	BJADO6.2	17,5 A	2 poles	1SNA **205 974** R0600
			BJADO5.3	17,5 A	3 poles	1SNA **205 956** R0400	BJADO6.3	17,5 A	3 poles	1SNA **205 975** R0700
			BJADO5.4	17,5 A	4 poles	1SNA **205 957** R0500	BJADO6.4	17,5 A	4 poles	1SNA **205 976** R0000
			BJADO5.5	17,5 A	5 poles	1SNA **205 958** R1600	BJADO6.5	17,5 A	5 poles	1SNA **205 977** R0100
			BJADO5.10	17,5 A	10 poles	1SNA **205 963** R0300	BJADO6.10	17,5 A	10 poles	1SNA **205 982** R2700
			BJADO5.20	17,5 A	20 poles	1SNA **205 973** R0500	BJADO6.20	17,5 A	20 poles	1SNA **205 992** R2100
6	Comb-type jumper bar		PC5	30 A	2 poles	1SNA **113 542** R1000	PC6	35 A	2 poles	1SNA **113 546** R1400
							PC6	35 A	3 poles	1SNA **116 536** R0500
							PC6	35 A	4 poles	1SNA **116 537** R0600
			PC5	30 A	10 poles	1SNA **113 544** R1200	PC6	35 A	10 poles	1SNA **113 548** R2600
	Insulation tip		EIP			1SNA **113 550** R2400	EIP			1SNA **113 550** R2400
7	IDC jumper		AD2,5			1SNA **114 205** R2000	AD2,5			1SNA **114 205** R2000
8	Hand tool kit		OUMAD			1SNA **179 466** R0600	OUMAD			1SNA **179 466** R0600
9	Semi automatic tool		OUPAD			1SNA **178 944** R0400	OUPAD			1SNA **178 944** R0400
10	Pneumatic tool kit		OUTAD			1SNA **205 710** R1100	OUTAD			1SNA **205 710** R1100
11	Replacement head kit		OUTA			1SNA **205 284** R0300	OUTA			1SNA **205 284** R0300
12	Extraction tool kit		EXAD2			1SNA **205 721** R0000	EXAD2			1SNA **205 721** R0000
13	Test connector		CEADO.5			1SNA **399 345** R1100	CEADO.6			1SNA **399 346** R1200
			CEADOE			1SNA **399 341** R1500	CEADOE			1SNA **399 341** R1500
R	See section on markers marking method		On top		RC55		On top		RC65	

Miniblocks Insulation Displacement

ADO - Screw clamp

DIN 2

refer to the section "Special Applications" for part numbers and characteristics.

End stop	⌣	th. 6,5 mm	**BADRL**	1SNA **199 420** R2100
Rail	⌣	15 x 5 x 1	**PR2**	1SNA **164 600** R1200

Other end stops, rails and accessories : see section on accessories.

Observations

Terminal block body material is UL 94 V0.

DR 4/8.ADO block : for multiple wire connections, the two wires need to be of the same gage and nature (rigid or flexible).

DR 4/8.A.ADO3 block : connection of only one rigid or flexible 4 mm² wire.

** Notches to identify 8 mm spacing.*

DR 4/8.ADO

Spacing 8 mm +0,05 .315"
ADO side
1 - 2,5 mm²
16 - 14 AWG
Screw side
0,2 - 4 mm²
22 - 10 AWG

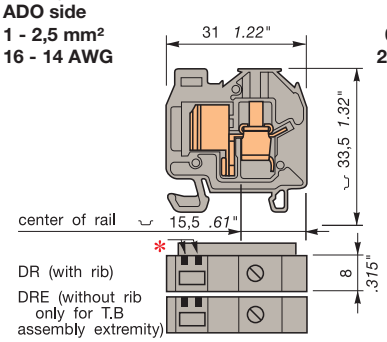

Colour	Type	Part numbers
Grey	**DR 4/8.ADO**	1SNA **199 279** R1700
Grey	**DRE 4/8.ADO**	1SNA **299 553** R0600

Characteristics

Wire size

		IEC NFC	IEC DIN	UL/CSA
Screw	Rigid	0,2-4 mm²		22-10 AWG
	Flexible	0,22-4 mm²		22-10 AWG
ADO	Rigid	1-2,5 mm²		16-14 AWG
	Flexible	1-2,5 mm²		16-14 AWG

Voltage

Rated	1000 V	600 V
Impulse withstand	8 kV	
Pollution degree	3	

Current

Rated	24 A	25 A

Wire size

Rated / Gauge	2,5 mm²		14 AWG
Wire stripping length	Recommended screwdriver	Recommended torque	protection
9,5 mm	4 mm	0,5 - 0,8 Nm	IP 20
.374"	.157"	4.4 - 7.1 lb.in	NEMA 1

DR 4/8.A.ADO3

Spacing 8 mm +0,05 .238"
ADO side
4 mm²
12 AWG
Screw side
0,2 - 4 mm²
22 - 12 AWG

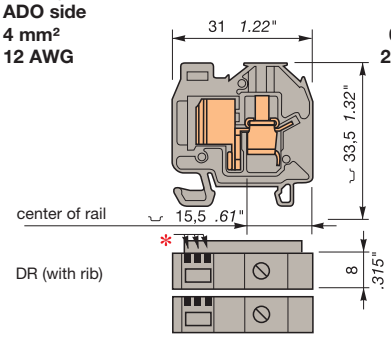

Colour	Type	Part numbers
Grey	**DR 4/8.A.ADO3**	1SNA **399 424** R2100
Grey	**DRE 4/8.A.ADO3**	1SNA **399 428** R0500

Characteristics

Wire size

		IEC NFC	IEC DIN	UL/CSA
Screw	Rigid	0,2-4 mm²		22-10 AWG
	Flexible	0,22-4 mm²		22-10 AWG
ADO	Rigid	4 mm²		12 AWG
	Flexible	4 mm²		12 AWG

Voltage

Rated	1000 V	
Impulse withstand		
Pollution degree	3	

Current

Rated	32 A	

Wire size

Rated / Gauge	4 mm²		12 AWG
Wire stripping length	Recommended screwdriver	Recommended torque	protection
9,5 mm	4 mm	0,5 - 0,8 Nm	IP 20
.374"	.157"	4.4 - 7.1 lb.in	NEMA 1

Accessories

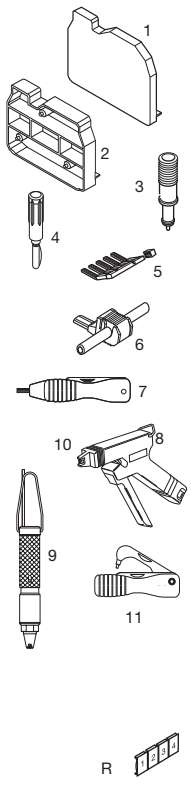

			Type		P/N	Type		P/N
1	End section	grey	FEAD1	th. 2,5 mm	1SNA **199 421** R1600	FEAD1	th. 2,5 mm	1SNA **199 421** R1600
		orange	FEAD1	th. 2,5 mm	1SNA **199 422** R1700	FEAD1	th. 2,5 mm	1SNA **199 422** R1700
2	Separator	grey	FEAD5	th. 5,0 mm	1SNA **199 433** R1200	FEAD5	th. 5,0 mm	1SNA **199 433** R1200
		orange	FEAD5	th. 5,0 mm	1SNA **199 434** R1300	FEAD5	th. 5,0 mm	1SNA **199 434** R1300
3	Test device	yellow	DCJ		1SNA **173 059** R0300	DCJ		1SNA **173 059** R0300
4	Test plug		FC2	DIA. 2 mm	1SNA **007 865** R2600	FC2	DIA. 2 mm	1SNA **007 865** R2600
5	Comb-type jumper bar		PC8	50 A 2 poles	1SNA **116 538** R1700	PC8	50 A 2 poles	1SNA **116 538** R1700
			PC8	50 A 3 poles	1SNA **116 539** R1000	PC8	50 A 3 poles	1SNA **116 539** R1000
			PC8	50 A 4 poles	1SNA **116 540** R2500	PC8	50 A 4 poles	1SNA **116 540** R2500
			PC8	50 A 10 poles	1SNA **163 313** R2400	PC8	50 A 10 poles	1SNA **163 313** R2400
6	IDC jumper		AD2,5		1SNA **114 205** R2000	AD2,5		1SNA **114 205** R2000
7	Hand tool kit		OUMAD		1SNA **179 466** R0600	OUMAD		1SNA **179 466** R0600
8	Semi automatic tool		OUPAD		1SNA **178 944** R0400	OUPAD		1SNA **178 944** R0400
9	Pneumatic tool kit		OUTAD		1SNA **205 710** R1100	OUTAD		1SNA **205 710** R1100
10	Replacement head kit		OUTA		1SNA **205 284** R0300	OUTA		1SNA **205 284** R0300
11	Extraction tool kit		EXAD2		1SNA **205 721** R0000	EXAD2		1SNA **205 721** R0000
R	See section on markers marking method		On top		RCAL85	On top		RCAL85

Miniblocks
Insulation Displacement

ADO - Screw clamp for ground terminal blocks electrically connected to the mounting rail

DIN 2

Other accessories of this terminal blocks: see pages of same size standard blocks.

DR 4/8.P.ADO

Spacing 8 mm +0,05 *(.315")*

ADO side: 1 - 2,5 mm² / 16 - 14 AWG

Screw side: 0,2 - 4 mm² / 22 - 10 AWG

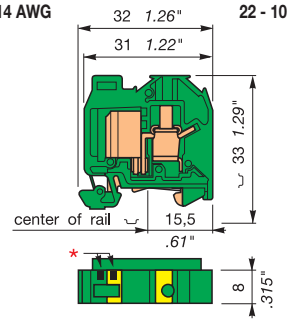

Type	Part number
Green body / Yellow marking	
DR 4/8.P.ADO	1SNA 299 632 R0500

DR 4/8.A.P.ADO

Spacing 8 mm +0,05 *(.315")*

ADO side: 4 mm² / 12 AWG, 1 wire only

Screw side: 0,2 - 4 mm² / 24 - 12 AWG

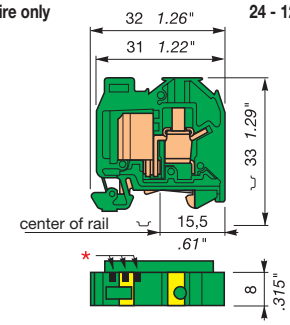

Type	Part number
Green body / Yellow marking	
DR 4/8.A.P.ADO3	1SNA 399 444 R0500

Characteristics

Characteristics			DR 4/8.P.ADO IEC NFC DIN	DR 4/8.P.ADO UL/CSA	DR 4/8.A.P.ADO IEC NFC DIN	DR 4/8.A.P.ADO UL/CSA	IEC NFC DIN	UL	CSA
Wire size	Screw	Rigid	0,2-4 mm²	22-10 AWG	0,2-4 mm²	24-12 AWG			
		Flexible							
	ADO	Rigid	1-2,5 mm²	16-14 AWG	4 mm²	12 AWG			
		Flexible							
Rated current short-circuit			300 A / 1 s.		480 A/1 s.				
Rated wire size / gauge				2,5 mm²	4 mm²	12 AWG			

Other characteristics	Wire strip. length	Recomm. screwdriver	Recomm. torque	Protection
DR 4/8.P.ADO	9,5 mm / .374"	4 mm / .157"	0,5-0,8 Nm / 4.4-7.1 lb.in	
DR 4/8.A.P.ADO	9,5 mm / .374"	4 mm / .157"	0,5-0,8 Nm / 4.4-7.1 lb.in	IP 20 / NEMA 1
IEC NFC DIN / UL / CSA				

Approvals

Accessories

			Type		Part number
1	End section	grey	FEAD1	th. 2,5 mm	1SNA 199 421 R1600
		orange	FEAD1	th. 2,5 mm	1SNA 199 422 R1700
R	See section on markers	mode	On top	RCAL85	

Type	Part number
FEAD1 th. 2,5 mm	1SNA 199 421 R1600
FEAD1 th. 2,5 mm	1SNA 199 422 R1700
On top RCAL85	

Type	Part number

Characteristics

Characteristics			IEC NFC DIN	UL	CSA	IEC NFC DIN	UL	CSA	IEC NFC DIN	UL	CSA
Wire size	Screw	Rigid									
		Flexible									
	ADO	Rigid									
		Flexible									
Rated current short-circuit											
Rated wire size nominal / gauge											

Other characteristics	Wire strip. length	Recomm. screwdriver	Recomm. torque	Protection

Approvals

Accessories

Type	Part number

Type	Part number

Type	Part number

Miniblocks Insulation Displacement

ADO - Screw clamp

Base mount with flanges

DB 2,5/5.ADO

Spacing 5 mm + 0,05 *.197"*

ADO side
0,22 - 1 mm²
24 - 18 AWG

Screw side
0,2 - 2,5 mm²
22 - 12 AWG

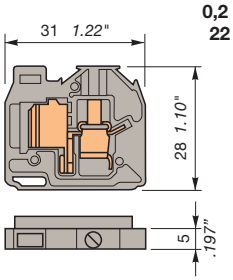

Colour	Type	Part numbers
Grey	**DB 2,5/5.ADO**	1SNA **399 519** R**0**000

DB 4/6.ADO

Spacing 6 mm + 0,05 *.238"*

ADO side
0,34 - 1,5 mm²
22 - 16 AWG

Screw side
0,2 - 4 mm²
22 - 10 AWG

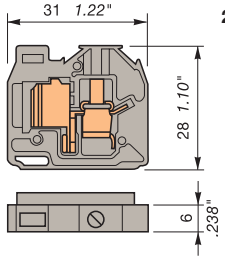

Colour	Type	Part numbers
Grey	**DB 4/6.ADO**	1SNA **299 505** R**0**700

refer to the section "Special Applications" for part numbers and characteristics.

For drilling patterns see page: assembly and accessories

Observations

Standard blocks 5 and 6 mm. For multiple wires connections, the two wires need to be of the same gage and nature (rigid or flexible). Terminal block body material is UL 94 V0.

Characteristics

Wire size		IEC NFC DIN	UL/CSA
Screw	Rigid	0,2-4 mm²	24-12 AWG
	Flexible	0,22-2,5 mm²	24-12 AWG
ADO	Rigid	0,2-1 mm²	24-18 AWG
	Flexible	0,22-1 mm²	24-18 AWG

Voltage		
Rated	800 V	600 V
Impulse withstand	8 kV	
Pollution degree	3	

Current		
Rated	13,5 A	10 A

Wire size		
Rated / Gauge	1 mm²	18 AWG

Wire stripping length	Recommended screwdriver	Recommended torque	protection
9,5 mm	3,5 mm	0,4 - 0,6 Nm	IP 20
.374"	*.137"*	*3.5-5.3 ib.in*	*NEMA 1*

Characteristics

Wire size		IEC NFC DIN	UL/CSA
Screw	Rigid	0,2-4 mm²	22-10 AWG
	Flexible	0,22-4 mm²	22-10 AWG
ADO	Rigid	0,28-1,5 mm²	22-16 AWG
	Flexible	0,34-1,5 mm²	22-16 AWG

Voltage		
Rated	800 V	600 V
Impulse withstand	8 kV	
Pollution degree	3	

Current		
Rated	17,5 A	20 A

Wire size		
Rated / Gauge	1,5 mm²	16 AWG

Wire stripping length	Recommended screwdriver	Recommended torque	protection
9,5 mm	4 mm	0,5 - 0,8 Nm	IP 20
.374"	*.157"*	*4.4-7.1 ib.in*	*NEMA 1*

Accessories

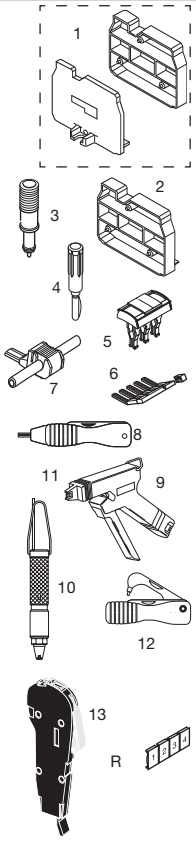

		Type			P/N	Type			P/N
1	End section (left+ right) grey	FEAD3			1SNA **199 437** R**16**00	FEAD3			1SNA **199 437** R**16**00
	orange	FEAD3			1SNA **199 438** R**27**00	FEAD3			1SNA **199 438** R**27**00
2	Separator grey	FEAD5		th. 5,0 mm	1SNA **199 433** R**12**00	FEAD5		th. 5,0 mm	1SNA **199 433** R**12**00
	orange	FEAD5		th. 5,0 mm	1SNA **199 434** R**13**00	FEAD5		th. 5,0 mm	1SNA **199 434** R**13**00
3	Test device blue	DCB			1SNA **105 028** R**21**00	DCJ			1SNA **173 059** R**03**00
4	Test plug	FC2		DIA. 2 mm	1SNA **007 865** R**26**00	FC2		DIA. 2 mm	1SNA **007 865** R**26**00
5	Screwless jumper bar to be inserted into ADO jaw orange IP20	BJADO5.2	17,5 A	2 poles	1SNA **205 955** R**03**00	BJADO6.2	17,5 A	2 poles	1SNA **205 974** R**06**00
		BJADO5.3	17,5 A	3 poles	1SNA **205 956** R**04**00	BJADO6.3	17,5 A	3 poles	1SNA **205 975** R**07**00
		BJADO5.4	17,5 A	4 poles	1SNA **205 957** R**05**00	BJADO6.4	17,5 A	4 poles	1SNA **205 976** R**00**00
		BJADO5.5	17,5 A	5 poles	1SNA **205 958** R**16**00	BJADO6.5	17,5 A	5 poles	1SNA **205 977** R**01**00
		BJADO5.10	17,5 A	10 poles	1SNA **205 963** R**03**00	BJADO6.10	17,5 A	10 poles	1SNA **205 982** R**27**00
		BJADO5.20	17,5 A	20 poles	1SNA **205 973** R**05**00	BJADO6.20	17,5 A	20 poles	1SNA **205 992** R**21**00
6	Comb-type jumper bar	PC5	30 A	2 poles	1SNA **113 542** R**10**00	PC6	35 A	2 poles	1SNA **113 546** R**14**00
						PC6	35 A	3 poles	1SNA **116 536** R**05**00
						PC6	35 A	4 poles	1SNA **116 537** R**06**00
		PC5	30 A	10 poles	1SNA **113 544** R**12**00	PC6	35 A	10 poles	1SNA **113 548** R**26**00
	Insulating tip	EIP			1SNA **113 550** R**24**00	EIP			1SNA **113 550** R**24**00
7	IDC jumper	AD2,5	24 A		1SNA **114 205** R**20**00	AD2,5	24 A		1SNA **114 205** R**20**00
8	Hand tool kit	OUMAD			1SNA **179 466** R**06**00	OUMAD			1SNA **179 466** R**06**00
9	Semi automatic tool	OUPAD			1SNA **178 944** R**04**00	OUPAD			1SNA **178 944** R**04**00
10	Pneumatic tool kit	OUTAD			1SNA **205 710** R**11**00	OUTAD			1SNA **205 710** R**11**00
11	Replacement head kit	OUTA			1SNA **205 284** R**03**00	OUTA			1SNA **205 284** R**03**00
12	Extraction tool kit	EXAD2			1SNA **205 721** R**00**00	EXAD2			1SNA **205 721** R**00**00
13	Test connector	CEADO.5			1SNA **399 345** R**11**00	CEADO.6			1SNA **399 346** R**12**00
		CEADOE			1SNA **399 341** R**15**00	CEADOE			1SNA **399 341** R**15**00
R	See section on markers marking method	On top		RC55		On top		RC65	

Miniblocks Insulation Displacement

ADO - Screw clamp

Base mount with flanges

For drilling patterns see page: assembly and accessories

Observations

Terminal block body material is UL 94 V0.

DB 4/8.ADO block : for multiple wire connections, the two wires need to be of the same gage and nature (rigid or flexible).

DB 4/8.A.ADO3 block : connection of only one rigid or flexible 4 mm² wire.

** Notches to identify 8 mm spacing.*

DB 4/8.ADO

Spacing 8 mm + 0,05 .315"
ADO side 1 - 2,5 mm² 16 - 14 AWG
Screw side 0,2 - 4 mm² 22 - 10 AWG

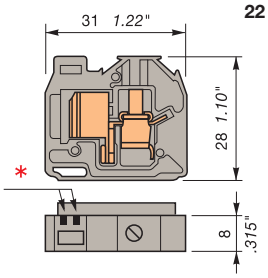

Colour	Type	Part numbers
Grey	**DB 4/8.ADO**	1SNA **299 509** R1300

Characteristics

Wire size

		IEC NFC	IEC DIN	UL/CSA
Screw	Rigid	0,2-4 mm²		22-10 AWG
	Flexible	0,22-4 mm²		22-10 AWG
ADO	Rigid	1-2,5 mm²		16-14 AWG
	Flexible	1-2,5 mm²		16-14 AWG

Voltage

Rated	800 V	600 V
Impulse withstand	8 kV	
Pollution degree	3	

Current

Rated	24 A	25 A

Wire size

Rated / Gauge	2,5 mm²	14 AWG

Wire stripping length	Recommended screwdriver	Recommended torque	protection
9,5 mm	4 mm	0,5 - 0,8 Nm	IP 20
.374"	.157"	4.4 - 7.1 lb.in	NEMA 1

DB 4/8.A.ADO3

Spacing 8 mm +0,05 .238"
ADO side 4 mm² 12 AWG
Screw side 0,2 - 4 mm² 22 - 12 AWG

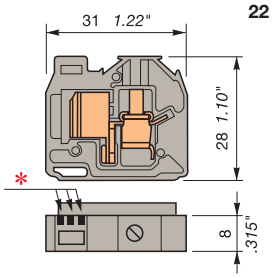

Colour	Type	Part numbers
Grey	**DB 4/8.A.ADO3**	1SNA **399 434** R2300

Characteristics

Wire size

		IEC NFC	IEC DIN	UL/CSA
Screw	Rigid	0,2-4 mm²		22-12 AWG
	Flexible	0,22-4 mm²		22-12 AWG
ADO	Rigid	4 mm²		12 AWG
	Flexible	4 mm²		12 AWG

Voltage

Rated	1000 V	
Impulse withstand		
Pollution degree	3	

Current

Rated	32 A	

Wire size

Rated / Gauge	4 mm²	

Wire stripping length	Recommended screwdriver	Recommended torque	protection
9,5 mm	4 mm	0,5 - 0,8 Nm	IP 20
.374"	.157"	4.4 - 7.1 lb.in	NEMA 1

Accessories

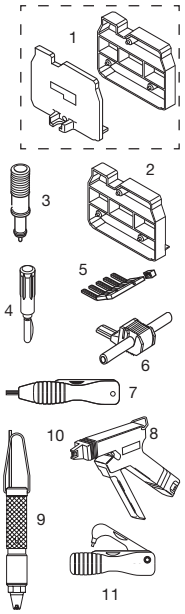

		Type	P/N	Type	P/N
1	End section grey	FEAD3	1SNA **199 437** R1600	FEAD3	1SNA **199 437** R1600
	(left+ right) orange	FEAD3	1SNA **199 438** R2700	FEAD3	1SNA **199 438** R2700
2	Separator grey	FEAD5 th. 5,0 mm	1SNA **199 433** R1200	FEAD5 th. 5,0 mm	1SNA **199 433** R1200
	orange	FEAD5 th. 5,0 mm	1SNA **199 434** R1300	FEAD5 th. 5,0 mm	1SNA **199 434** R1300
3	Test device yellow	DCJ	1SNA **173 059** R0300	DCJ	1SNA **173 059** R0300
4	Test plug	FC2 DIA. 2 mm	1SNA **007 865** R2600	FC2 DIA. 2 mm	1SNA **007 865** R2600
5	Comb-type jumper bar	PC8 50 A 2 poles	1SNA **116 538** R1700	PC8 50 A 2 poles	1SNA **116 538** R1700
		PC8 50 A 3 poles	1SNA **116 539** R1000	PC8 50 A 3 poles	1SNA **116 539** R1000
		PC8 50 A 4 poles	1SNA **116 540** R2500	PC8 50 A 4 poles	1SNA **116 540** R2500
		PC8 50 A 10 poles	1SNA **163 313** R2400	PC8 50 A 10 poles	1SNA **163 313** R2400
6	IDC jumper	AD2,5 24 A	1SNA **114 205** R2000	AD2,5 24 A	1SNA **114 205** R2000
7	Hand tool kit	OUMAD	1SNA **179 466** R0600	OUMAD	1SNA **179 466** R0600
8	Semi automatic tool	OUPAD	1SNA **178 944** R0400	OUPAD	1SNA **178 944** R0400
9	Pneumatic tool kit	OUTAD	1SNA **205 710** R1100	OUTAD	1SNA **205 710** R1100
10	Replacement head kit	OUTA	1SNA **205 284** R0300	OUTA	1SNA **205 284** R0300
11	Extraction tool kit	EXAD2	1SNA **205 721** R0000	EXAD2	1SNA **205 721** R0000

R	See section on markers marking method	On top	RCAL85

On top	RCAL85

Miniblocks Insulation Displacement

ADO - Screw clamp

Base mount with snap in mounting foot

For drilling pattern see page: assembly and accessories

Observations

Standard blocks 5 and 6 mm. For multiple wires connections, the two wires need to be of the same gage and nature (rigid or flexible). Terminal block body material is UL 94 V0.

DH 2,5/5.ADO

Spacing 5 mm + 0,05 *(.198")*

ADO side
0,22 - 1 mm²
24 - 18 AWG

Screw side
0,2 - 2,5 mm²
24 - 12 AWG

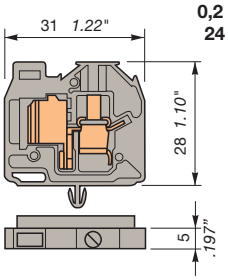

Colour	Type	Part numbers
Grey	**DH 2,5/5.ADO**	1SNA **399 523** R**2400**

Characteristics

Wire size

		IEC NFC	IEC DIN	UL/CSA
Screw	Rigid	0,2-4 mm²		24-12 AWG
	Flexible	0,22-2,5 mm²		24-12 AWG
ADO	Rigid	0,2-1 mm²		24-18 AWG
	Flexible	0,22-1 mm²		24-18 AWG

Voltage

Rated	800 V	600 V
Impulse withstand	8 kV	
Pollution degree	3	

Current

Rated	13,5 A	10 A

Wire size

Rated / Gauge	1 mm²	18 AWG

Wire stripping length	Recommended screwdriver	Recommended torque	protection
9,5 mm	3,5 mm	0,4 - 0,6 Nm	IP 20
.374"	*.137"*	*3.5-5.3 ib.in*	*NEMA 1*

DH 4/6.ADO

Spacing 6 mm + 0,05 *(.238")*

ADO side
0,34 - 1,5 mm²
22 - 16 AWG

Screw side
0,2 - 4 mm²
22 - 10 AWG

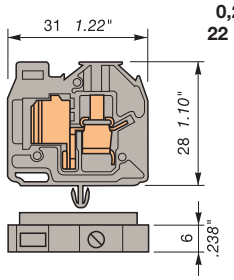

Colour	Type	Part numbers
Grey	**DH 4/6.ADO**	1SNA **299 521** R**2600**

Characteristics

Wire size

		IEC NFC	IEC DIN	UL/CSA
Screw	Rigid	0,2-4 mm²		22-10 AWG
	Flexible	0,22-4 mm²		22-10 AWG
ADO	Rigid	0,28-1,5 mm²		22-16 AWG
	Flexible	0,34-1,5 mm²		22-16 AWG

Voltage

Rated	800 V	600 V
Impulse withstand	8 kV	
Pollution degree	3	

Current

Rated	17,5 A	20 A

Wire size

Rated / Gauge	1,5 mm²	16 AWG

Wire stripping length	Recommended screwdriver	Recommended torque	protection
9,5 mm	4 mm	0,5 - 0,8 Nm	IP 20
.374"	*.157"*	*4.4-7.1 ib.in*	*NEMA 1*

Accessories

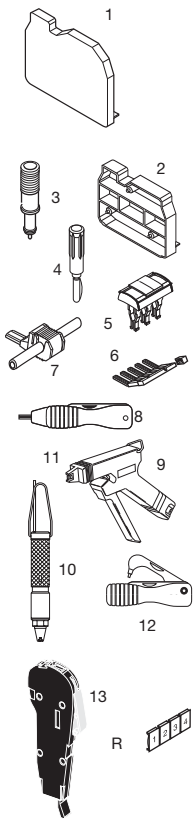

			DH 2,5/5.ADO Type				DH 2,5/5.ADO P/N	DH 4/6.ADO Type				DH 4/6.ADO P/N
1	End section	grey	FEAD1		th.	2,5 mm	1SNA **199 421** R**1600**	FEAD1		th.	2,5 mm	1SNA **199 421** R**1600**
		orange	FEAD1		th.	2,5 mm	1SNA **199 422** R**1700**	FEAD1		th.	2,5 mm	1SNA **199 422** R**1700**
2	Separator	grey	FEAD5		th.	5,0 mm	1SNA **199 433** R**1200**	FEAD5		th.	5,0 mm	1SNA **199 433** R**1200**
		orange	FEAD5		th.	5,0 mm	1SNA **199 434** R**1300**	FEAD5		th.	5,0 mm	1SNA **199 434** R**1300**
3	Test device	yellow	DCB				1SNA **173 059** R**0300**	DCJ				1SNA **173 059** R**0300**
4	Test plug		FC2		DIA.	2 mm	1SNA **007 865** R**2600**	FC2		DIA.	2 mm	1SNA **007 865** R**2600**
5	Screwless jumper bar to be inserted into ADO jaw orange IP20		BJADO5.2	17,5 A	2	poles	1SNA **205 955** R**0300**	BJADO6.2	17,5 A	2	poles	1SNA **205 974** R**0600**
			BJADO5.3	17,5 A	3	poles	1SNA **205 956** R**0400**	BJADO6.3	17,5 A	3	poles	1SNA **205 975** R**0700**
			BJADO5.4	17,5 A	4	poles	1SNA **205 957** R**0500**	BJADO6.4	17,5 A	4	poles	1SNA **205 976** R**0000**
			BJADO5.5	17,5 A	5	poles	1SNA **205 958** R**1600**	BJADO6.5	17,5 A	5	poles	1SNA **205 977** R**0100**
			BJADO5.10	17,5 A	10	poles	1SNA **205 963** R**0300**	BJADO6.10	17,5 A	10	poles	1SNA **205 982** R**2700**
			BJADO5.20	17,5 A	20	poles	1SNA **205 973** R**0500**	BJADO6.20	17,5 A	20	poles	1SNA **205 992** R**2100**
6	Comb-type jumper bar		PC5	30 A	2	poles	1SNA **113 542** R**1000**	PC6	35 A	2	poles	1SNA **113 546** R**1400**
								PC6	35 A	3	poles	1SNA **116 536** R**0500**
								PC6	35 A	4	poles	1SNA **116 537** R**0600**
			PC5	30 A	10	poles	1SNA **113 544** R**1200**	PC6	35 A	10	poles	1SNA **113 548** R**2600**
	Insulating tip		EIP				1SNA **113 550** R**2400**	EIP				1SNA **113 550** R**2400**
7	IDC jumper		AD2,5	24 A			1SNA **114 205** R**2000**	AD2,5	24 A			1SNA **114 205** R**2000**
8	Hand tool kit		OUMAD				1SNA **179 466** R**0600**	OUMAD				1SNA **179 466** R**0600**
9	Semi automatic tool		OUPAD				1SNA **178 944** R**0400**	OUPAD				1SNA **178 944** R**0400**
10	Pneumatic tool kit		OUTAD				1SNA **205 710** R**1100**	OUTAD				1SNA **205 710** R**1100**
11	Replacement head kit		OUTA				1SNA **205 284** R**0300**	OUTA				1SNA **205 284** R**0300**
12	Extraction tool kit		EXAD2				1SNA **205 721** R**0000**	EXAD2				1SNA **205 721** R**0000**
13	Test connector		CEADO.5				1SNA **399 345** R**1100**	CEADO.6				1SNA **399 346** R**1200**
			CEADOE				1SNA **399 341** R**1500**	CEADOE				1SNA **399 341** R**1500**
R	See section on markers marking method		On top		RC55			On top		RC65		

Miniblocks Insulation Displacement

ADO - Screw clamp

Base mount with snap in mounting foot

For drilling pattern see page: assembly and accessories

DH 4/8.ADO

Spacing 8 mm + 0,05 *(.315")*

ADO side
1 - 2,5 mm²
16 - 14 AWG

Screw side
0,2 - 4 mm²
22 - 10 AWG

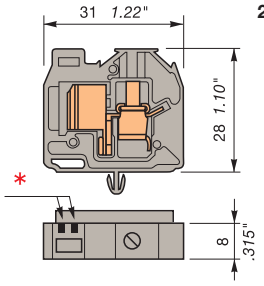

Colour	Type	Part numbers
Grey	**DH 4/8.ADO**	1SNA **299 525** R**2200**

Characteristics

Wire size

		IEC NFC	IEC DIN	UL/CSA
Screw	Rigid	0,2-4 mm²		22-10 AWG
	Flexible	0,22-4 mm²		22-10 AWG
ADO	Rigid	1-2,5 mm²		16-14 AWG
	Flexible	1-2,5 mm²		16-14 AWG

Voltage

Rated	800 V	600 V
Impulse withstand	8 kV	
Pollution degree	3	

Current

Rated	24 A	25 A

Wire size

Rated / Gauge	2,5 mm²	14 AWG

Wire stripping length	Recommended screwdriver	Recommended torque	protection
9,5 mm	4 mm	0,5 - 0,8 Nm	IP 20
.374"	.157"	4.4 - 7.1 lb.in	NEMA 1

DH 4/8.A.ADO3

Spacing 8 mm +0,05 *.238"*

ADO side
4 mm²
12 AWG

Screw side
0,2 - 4 mm²
22 - 12 AWG

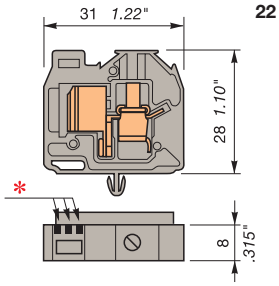

Colour	Type	Part numbers
Grey	**DH 4/8.A.ADO3**	1SNA **399 438** R**0700**

Characteristics

Wire size

		IEC NFC	IEC DIN	UL/CSA
Screw	Rigid	0,2-4 mm²		22-12 AWG
	Flexible	0,22-4 mm²		22-12 AWG
ADO	Rigid	4 mm²		12 AWG
	Flexible	4 mm²		12 AWG

Voltage

Rated	1000 V	
Impulse withstand		
Pollution degree	3	

Current

Rated	32 A	

Wire size

Rated / Gauge	4 mm²	12 AWG

Wire stripping length	Recommended screwdriver	Recommended torque	protection
9,5 mm	4 mm	0,5 - 0,8 Nm	IP 20
.374"	.157"	4.4 - 7.1 lb.in	NEMA 1

Observations

Terminal block body material is UL 94 V0.

DH 4/8.ADO block : for multiple wire connections, the two wires need to be of the same gage and nature (rigid or flexible).

DH 4/8.A.ADO3 block : connection of only one rigid or flexible 4 mm² wire.

** Notches to identify 8 mm spacing.*

Accessories

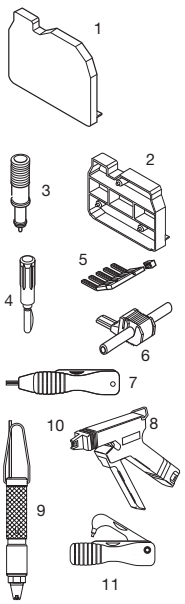

			Type		P/N
1	End section	grey	FEAD1	th. 2,5 mm	1SNA **199 421** R**1600**
		orange	FEAD1	th. 2,5 mm	1SNA **199 422** R**1700**
2	Separator	grey	FEAD5	th. 5,0 mm	1SNA **199 433** R**1200**
		orange	FEAD5	th. 5,0 mm	1SNA **199 434** R**1300**
3	Test device	yellow	DCJ		1SNA **173 059** R**0300**
4	Test plug		FC2	DIA. 2 mm	1SNA **007 865** R**2600**
5	Comb-type jumper bar		PC8	50 A 2 poles	1SNA **116 538** R**1700**
			PC8	50 A 3 poles	1SNA **116 539** R**1000**
			PC8	50 A 4 poles	1SNA **116 540** R**2500**
			PC8	50 A 10 poles	1SNA **163 313** R**2400**
6	IDC jumper		AD2,5	24 A	1SNA **114 205** R**2000**
7	Hand tool kit		OUMAD		1SNA **179 466** R**0600**
8	Semi automatic tool		OUPAD		1SNA **178 944** R**0400**
9	Pneumatic tool kit		OUTAD		1SNA **205 710** R**1100**
10	Replacement head kit		OUTA		1SNA **205 284** R**0300**
11	Extraction tool kit		EXAD2		1SNA **205 721** R**0000**

R See section on markers marking method

On top RCAL85

			Type		P/N
1	End section	grey	FEAD1	th. 2,5 mm	1SNA **199 421** R**1600**
		orange	FEAD1	th. 2,5 mm	1SNA **199 422** R**1700**
2	Separator	grey	FEAD5	th. 5,0 mm	1SNA **199 433** R**1200**
		orange	FEAD5	th. 5,0 mm	1SNA **199 434** R**1300**
3	Test device	yellow	DCJ		1SNA **173 059** R**0300**
4	Test plug		FC2	DIA. 2 mm	1SNA **007 865** R**2600**
5	Comb-type jumper bar		PC8	50 A 2 poles	1SNA **116 538** R**1700**
			PC8	50 A 3 poles	1SNA **116 539** R**1000**
			PC8	50 A 4 poles	1SNA **116 540** R**2500**
			PC8	50 A 10 poles	1SNA **163 313** R**2400**
6	IDC jumper		AD2,5	24 A	1SNA **114 205** R**2000**
7	Hand tool kit		OUMAD		1SNA **179 466** R**0600**
8	Semi automatic tool		OUPAD		1SNA **178 944** R**0400**
9	Pneumatic tool kit		OUTAD		1SNA **205 710** R**1100**
10	Replacement head kit		OUTA		1SNA **205 284** R**0300**
11	Extraction tool kit		EXAD2		1SNA **205 721** R**0000**

On top RCAL85

Notes

Terminal blocks Insulation displacement

ADO - ADO

DIN 3

ADO wire size
0.22 - 1 mm²
24 - 18 AWG

D 1/5.ADO

Spacing 5 mm +0.05 .198"

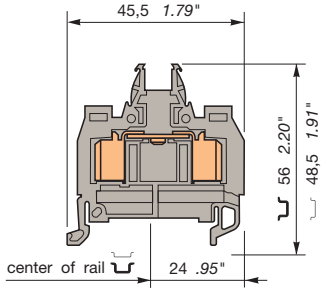

Standard 5 mm block

Colour	Type	Part number
Standard blocks		
Grey	**D 1/5.ADO**	1SNA **199 563** R**2400**
Orange	**D 1/5.ADO**	1SNA **199 564** R**2500**
Blue	**D 1/5.N.ADO**	1SNA **199 565** R**2600**
Black	**D 1/5.ADO**	1SNA **199 566** R**2700**
Red	**D 1/5.ADO**	1SNA **199 567** R**2000**
Ivory	**D 1/5.ADO**	1SNA **199 568** R**0100**
Yellow	**D 1/5.ADO**	1SNA **199 569** R**0200**
Green	**D 1/5.ADO**	1SNA **199 570** R**0700**

refer to the section "Special Applications" for part numbers and characteristics.

End stop	th. 9 mm	**BADL**	1SNA **399 903** R**0200**
End stop	th. 10 mm	**BAM2**	1SNA **399 967** R**0100**
Rail	35 x 7,5 x 1	**PR3.Z2**	1SNA **174 300** R**1700**
Rail	35 x 15 x 2,3	**PR4**	1SNA **168 500** R**1200**
Rail	35 x 15 x 1,5	**PR5**	1SNA **168 700** R**2200**

Other end stops, rails and accessories : see section on accessories.

Characteristics

Wire size		IEC NFC	IEC DIN	UL/CSA
Screw	Rigid			
	Flexible			
ADO	Rigid	0,2-1 mm²		24-18 AWG
	Flexible	0,22-1 mm²		24-18 AWG

Voltage		
Rated	1000 V	600 V
Impulse withstand	8 kV	
Pollution degree	3	

Current		
Rated	13,5 A	7 A

Wire size		
Rated	1 mm²	18 AWG

Wire stripping length (screw)	Recommanded (screw)	Weight	Protection
		5 g	IP 20
		.18 oz	*NEMA 1*

Notes

Standard block 5 mm spacing. For multiple wires connections, the 2 wires need to be of the same gage and nature (rigid or flexible). Terminal block body material is UL 94 V0.

Accessories

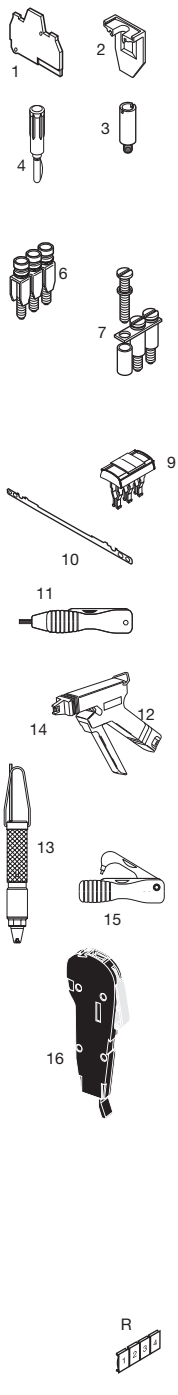

		Type			Part number
1	End section grey	FEMAD3		th. 3 mm	1SNA **199 341** R**0500**
	yellow	FEMAD3		th. 3 mm	1SNA **199 343** R**0700**
2	Circuit separator grey	SCAD5			1SNA **199 551** R**2000**
3	Test socket	AL2	(1)	DIA. 2 mm	1SNA **163 046** R**2400**
4	Test plug	FC2		DIA. 2 mm	1SNA **007 865** R**2600**
6	Assembled jumper bar (with IP20 protection)	BJMI5	(1)	24 A 2 poles	1SNA **176 278** R**1600**
		BJMI5	(1)	24 A 3 poles	1SNA **176 279** R**1700**
		BJMI5	(1)	24 A 4 poles	1SNA **176 280** R**0500**
		BJMI5	(1)	24 A 5 poles	1SNA **176 281** R**2200**
		BJMI5	(1)	24 A 10 poles	1SNA **176 282** R**2300**
7	Jumper bar not assembled	BJS5	(1)	24 A 20 poles	1SNA **177 652** R**0600**
	Post + screw + washer	EV5			1SNA **168 629** R**1600**
9	Screwless jumper bar to be inserted into ADO jaw orange IP20	BJADO5.2	13,5 A	2 poles	1SNA **205 955** R**0300**
		BJADO5.3	13,5 A	3 poles	1SNA **205 956** R**0400**
		BJADO5.4	13,5 A	4 poles	1SNA **205 957** R**0500**
		BJADO5.5	13,5 A	5 poles	1SNA **205 958** R**1600**
		BJADO5.10	13,5 A	10 poles	1SNA **205 963** R**0300**
		BJADO5.20	13,5 A	20 poles	1SNA **205 973** R**0500**
10	Shield connector	CBM5		th. 0.5 mm	1SNA **178 745** R**1400**
		CBM8		th. 0.8 mm	1SNA **178 746** R**1500**
11	Hand tool kit	OUMAD			1SNA **179 466** R**0600**
12	Semi-automatic tool	OUPAD			1SNA **178 944** R**0400**
13	Pneumatic tool kit	OUTAD			1SNA **205 710** R**1100**
14	Replacement head kit	OUTA			1SNA **205 284** R**0300**
15	Extraction tool kit	EXAD2			1SNA **205 721** R**0000**
16	Test connector	CEADO.5			1SNA **399 345** R**1100**
		CEADOE			1SNA **399 341** R**1500**
R	See section on markers				
	marking method	RC55	RC510	RTM7	

(1) **SC** and 500 V (IEC) rated voltage required with these accessories.

Terminal blocks Insulation displacement

ADO - ADO

DIN 3

ADO wire size
0,22 - 1 mm²
24 - 18 AWG

D 1/5.ADO.1

Spacing 5 mm +0,05 .198"

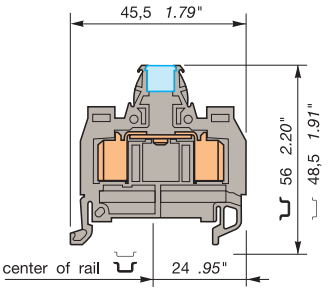

D 1/5.ADO with partition

Colour	Type	Part number
Standard blocks		
Grey	**D 1/5.ADO.1**	1SNA **199 571 R2400**

Accessories

			Type			Part number
1	End section	grey	FEMAD3		th. 3 mm	1SNA **199 341 R0500**
		yellow	FEMAD3		th. 3 mm	1SNA **199 343 R0700**
2	Test socket		AL2		DIA. 2 mm	1SNA **163 046 R2400**
3	Test plug		FC2		DIA. 2 mm	1SNA **007 865 R2600**
5	Assembled jumper bar (with IP20 protection)		BJMI5	(2) 24 A	2 poles	1SNA **176 278 R1600**
			BJMI5	(2) 24 A	3 poles	1SNA **176 279 R1700**
			BJMI5	(2) 24 A	4 poles	1SNA **176 280 R0500**
			BJMI5	(2) 24 A	5 poles	1SNA **176 281 R2200**
			BJMI5	(2) 24 A	10 poles	1SNA **176 282 R2300**
6	Jumper bar not assembled Post + screw + washer		BJS5	(2) 24 A	20 poles	1SNA **177 652 R0600**
			EV5	(2)		1SNA **168 629 R1600**
8	Screwless jumper bar to be inserted into ADO jaw orange IP20		BJADO5.2	13,5 A	2 poles	1SNA **205 955 R0300**
			BJADO5.3	13,5 A	3 poles	1SNA **205 956 R0400**
			BJADO5.4	13,5 A	4 poles	1SNA **205 957 R0500**
			BJADO5.5	13,5 A	5 poles	1SNA **205 958 R1600**
			BJADO5.10	13,5 A	10 poles	1SNA **205 963 R0300**
			BJADO5.20	13,5 A	20 poles	1SNA **205 973 R0500**
9	Shield connector		CBM5		th. 0,5 mm	1SNA **178 745 R1400**
			CBM8		th. 0,8 mm	1SNA **178 746 R1500**
10	Hand tool kit		OUMAD			1SNA **179 466 R0600**
11	Semi-automatic tool		OUPAD			1SNA **178 944 R0400**
12	Pneumatic tool kit		OUTAD			1SNA **205 710 R1100**
13	Replacement head lit		OUTA			1SNA **205 284 R0300**
14	Extraction tool kit		EXAD2			1SNA **205 721 R0000**
15	Test connector		CEADO.5			1SNA **399 345 R1100**
			CEADOE			1SNA **399 341 R1500**
R	See section on markers marking method		RC55		RC510 RTM7	

(2) Use of these accessories requires the user to cut out the partition.

End stop		th. 9 mm	**BADL**	1SNA **399 903 R0200**
End stop		th. 10 mm	**BAM2**	1SNA **399 967 R0100**
Rail		35 x 7,5 x 1	**PR3.Z2**	1SNA **174 300 R1700**
Rail		35 x 15 x 2,3	**PR4**	1SNA **168 500 R1200**
Rail		35 x 15 x 1,5	**PR5**	1SNA **168 700 R2200**

Other end stops, rails and accessories : see section on accessories.

Characteristics

Wire size

		IEC NFC	IEC DIN	UL/CSA
Screw	Rigid			
	Flexible			
ADO	Rigid	0,2-1 mm²		24-18 AWG
	Flexible	0,22-1 mm²		24-18 AWG

Voltage		
Rated	1000 V	600 V
Impulse withstand	8 kV	
Pollution degres	3	
Current		
Rated	13,5 A	7 A
Wire size		
Rated	1 mm²	18 AWG

Wire stripping length (screw)	Recommanded (screw)	Weight	Protection
		5 g	IP 20
		.18 oz	*NEMA 1*

Notes

Standard block 5 mm spacing. For multiple wires connections, the 2 wires need to be of the same gage and nature (rigid or flexible). Terminal block body material is UL 94 V0.

Terminal blocks Insulation displacement

ADO - ADO

DIN 3

ADO wire size
0,34 - 1,5 mm²
22 - 16 AWG

refer to the section "Special Applications" for part numbers and characteristics.

End stop		th. 9 mm	**BADL**	1SNA **399 903** R02**00**
End stop		th. 10 mm	**BAM2**	1SNA **399 967** R01**00**
Rail		35 x 7,5 x 1	**PR3.Z2**	1SNA **174 300** R17**00**
Rail		35 x 15 x 2,3	**PR4**	1SNA **168 500** R12**00**
Rail		35 x 15 x 1,5	**PR5**	1SNA **168 700** R22**00**

Other end stops, rails and accessories : see section on accessories.

Characteristics

Wire size

		IEC NFC DIN	UL	CSA
Screw	Rigid			
	Flexible			
ADO	Rigid	0,34-1,5 mm²	22-16 AWG	22-16 AWG
	Flexible	0,34-1,5 mm²	22-16 AWG	22-16 AWG
Voltage				
Rated		1000 V	600 V	600 V
Impulse withstand		8 kV		
Pollution degree		3		
Current				
Rated		17,5 A	18 A	18 A
Wire size				
Rated		1,5 mm²	16 AWG	16 AWG

Wire stripping length (screw)	Recommanded (screw)	Weight	Protection
		6 g	IP 20
		.21 oz	*NEMA 1*

Notes

Standard block 5 mm spacing. For multiple wires connections, the 2 wires need to be of the same gage and nature (rigid or flexible). Terminal block body material is UL 94 V0.

D 1,5/6... .ADO

Spacing 6 mm +0,05 *.238"*

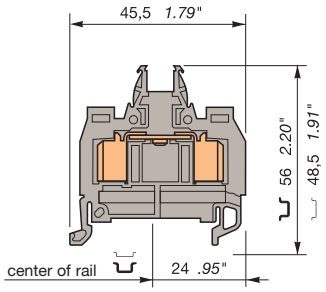

Standard 6 mm block

Colour		Type	Part number
Standard blocks			
Grey		**D 1,5/6.ADO**	1SNA **199 051** R26**00**
Orange		**D 1,5/6.ADO**	1SNA **199 052** R27**00**
Blue		**D 1,5/6.N.ADO**	1SNA **199 053** R20**00**
Black		**D 1,5/6.ADO**	1SNA **199 083** R17**00**
Red		**D 1,5/6.ADO**	1SNA **199 081** R15**00**
Beige		**D 1,5/6.ADO**	1SNA **199 082** R16**00**
Yellow		**D 1,5/6.ADO**	1SNA **199 080** R20**00**
Green		**D 1,5/6.ADO**	1SNA **199 056** R23**00**

Accessories

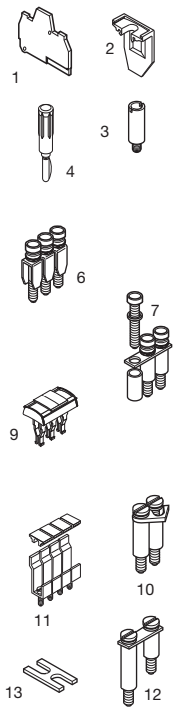

		Type			Part number
1	End section grey	FEMAD3		th. 3 mm	1SNA **199 341** R05**00**
	yellow	FEMAD3		th. 3 mm	1SNA **199 343** R07**00**
2	Circuit separator	SCAD			1SNA **196 896** R00**00**
3	Test socket	AL2	(1)	DIA. 2 mm	1SNA **163 043** R21**00**
		AL3	(1)	DIA. 3 mm	1SNA **163 261** R00**00**
4	Test plug	FC2		DIA. 2 mm	1SNA **007 865** R26**00**
		FC4		DIA. 4 mm	1SNA **167 860** R01**00**
6	Assembled jumper bar (with IP20 protection)	BJMI6	(1)	32 A 2 poles	1SNA **176 663** R00**00**
		BJMI6	(1)	32 A 3 poles	1SNA **176 664** R01**00**
		BJMI6	(1)	32 A 4 poles	1SNA **176 665** R02**00**
		BJMI6	(1)	32 A 5 poles	1SNA **176 666** R03**00**
		BJMI6	(1)	32 A 10 poles	1SNA **176 667** R04**00**
7	Jumper bar not assembled Post + washer + captive screw IP20	BJS6	(1)	32 A 20 poles	1SNA **174 784** R20**00**
		EV6I			1SNA **206 394** R02**00**
9	Screwless jumper bar to be inserted into ADO jaw orange IP20	BJADO6.2		17,5 A 2 poles	1SNA **205 974** R06**00**
		BJADO6.3		17,5 A 3 poles	1SNA **205 975** R07**00**
		BJADO6.4		17,5 A 4 poles	1SNA **205 976** R00**00**
		BJADO6.5		17,5 A 5 poles	1SNA **205 977** R01**00**
		BJADO6.10		17,5 A 10 poles	1SNA **205 982** R27**00**
		BJADO6.20		17,5 A 20 poles	1SNA **205 992** R21**00**
10	Pivoting jumper bar	BJP6	(1)	35 A	1SNA **174 413** R14**00**
11	Jumper bar for alternated jumping	BJA6	(1)	32 A 10 poles	1SNA **116 541** R12**00**
12	Universal jumper bar	BJDP1	(1) (2)	50 A spac. 6 <->spac.16	1SNA **179 623** R03**00**
		BJDP3	(1) (2)	70 A spac. 6 <->spac.12	1SNA **179 625** R05**00**
		BJDP4	(1) (2)	50 A sp. 6 <->sp. 8 or 10	1SNA **174 781** R25**00**
13	Connector plate	EL6		35 A	1SNA **173 627** R21**00**
14	Shield connector	CBM5		th. 0,5 mm	1SNA **178 745** R14**00**
		CBM8		th. 0,8 mm	1SNA **178 746** R15**00**
15	Protection label	EP6		4 blocks	1SNA **163 427** R17**00**
	Screw for protection label	VSP6			1SNA **163 433** R15**00**
16	Hand tool kit	OUMAD			1SNA **179 466** R06**00**
17	Semi-automatic tool	OUPAD			1SNA **178 944** R04**00**
18	Pneumatic tool kit	OUTAD			1SNA **205 710** R11**00**
19	Replacement head kit	OUTA			1SNA **205 284** R03**00**
20	Extraction tool kit	EXAD2			1SNA **205 721** R00**00**
21	Test connector	CEADO.6			1SNA **399 346** R12**00**
		CEADOE			1SNA **399 341** R15**00**
R	See section on markers marking method	RC65	RC610	RTM7	

(1) SC and 500 V (IEC) rated voltage are required with the use of these accessories.
(2) Use of these accessories requires the user to cut out the partition.

	D 1,5/6.ADO.1	D 1,5/6.ADO.2	D 1,5/6.ADO.4	D 1,5/6.ADO.C
	Spacing 6 mm +0,05 .238"	Spacing 6 mm +0,05 .238"	Spacing 6 mm +0,05 .238"	Spacing 6 mm +0,05 .238"
	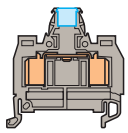	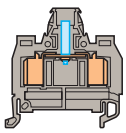	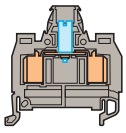	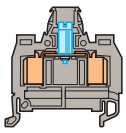
	Grey ☐ 1SNA 199 055 R2200	Grey ☐ 1SNA 199 057 R2400	Grey ☐ 1SNA 199 090 R2200	Grey ☐ 1SNA 199 085 R1100
	D 1,5/6.ADO with partition	*D 1,5/6.ADO.1 equipped with DIA. 2 mm test socket for test*	*D 1,5/6.ADO.1 equipped with DIA. 4 mm test socket for test*	*D 1,5/6.ADO.1 equipped with DIA.2,5 mm flexible test socket for connector - (2)*
	PG GL	PG GL	PG GL	PG GL
Part numbers	**Part numbers**	**Part numbers**	**Part numbers**	**Part numbers**
	1SNA 199 341 R0500	1SNA 199 341 R0500	1SNA 199 341 R0500	1SNA 199 341 R0500
	1SNA 163 043 R2100			
	1SNA 163 261 R0000			
	1SNA 007 865 R2600	1SNA 007 865 R2600		
			1SNA 167 860 R0100	
	(3) 1SNA 176 663 R0000			
	(3) 1SNA 176 664 R0100			
	(3) 1SNA 176 665 R0200			
	(3) 1SNA 176 666 R0300			
	(3) 1SNA 176 667 R0400			
	(3) 1SNA 174 784 R2000			
	(3) 1SNA 206 394 R0200			
	1SNA 205 974 R0600	1SNA 205 974 R0600	1SNA 205 974 R0600	1SNA 205 974 R0600
	1SNA 205 975 R0700	1SNA 205 975 R0700	1SNA 205 975 R0700	1SNA 205 975 R0700
	1SNA 205 976 R0000	1SNA 205 976 R0000	1SNA 205 976 R0000	1SNA 205 976 R0000
	1SNA 205 977 R0100	1SNA 205 977 R0100	1SNA 205 977 R0100	1SNA 205 977 R0100
	1SNA 205 982 R2700	1SNA 205 982 R2700	1SNA 205 982 R2700	1SNA 205 982 R2700
	1SNA 205 992 R2100	1SNA 205 992 R2100	1SNA 205 992 R2100	1SNA 205 992 R2100
	(3) 1SNA 174 413 R1400			
	(3) 1SNA 116 541 R1200			
	(2)(3) 1SNA 179 623 R0300			
	(2)(3) 1SNA 179 625 R0500			
	(2)(3) 1SNA 174 781 R2500			
	(3) 1SNA 173 627 R2100			
	1SNA 178 745 R1400	1SNA 178 745 R1400	1SNA 178 745 R1400	1SNA 178 745 R1400
	1SNA 178 746 R1500	1SNA 178 746 R1500	1SNA 178 746 R1500	1SNA 178 746 R1500
	1SNA 163 427 R1700			
	1SNA 163 433 R1500			
	1SNA 179 466 R0600	1SNA 179 466 R0600	1SNA 179 466 R0600	1SNA 179 466 R0600
	1SNA 178 944 R0400	1SNA 178 944 R0400	1SNA 178 944 R0400	1SNA 178 944 R0400
	1SNA 205 710 R1100	1SNA 205 710 R1100	1SNA 205 710 R1100	1SNA 205 710 R1100
	1SNA 205 284 R0300	1SNA 205 284 R0300	1SNA 205 284 R0300	1SNA 205 284 R0300
	1SNA 205 721 R0000	1SNA 205 721 R0000	1SNA 205 721 R0000	1SNA 205 721 R0000
	1SNA 399 346 R1200	1SNA 399 346 R1200	1SNA 399 346 R1200	1SNA 399 346 R1200
	1SNA 399 341 R1500	1SNA 399 341 R1500	1SNA 399 341 R1500	1SNA 399 341 R1500
		Rated voltage : 800 V (IEC)	Rated voltage : 800 V (IEC)	
	RC65 RC610 RTM7	RC65 RC610 RTM7	RC65 RC610 RTM7	RC65 RC610 RTM7

Various applications

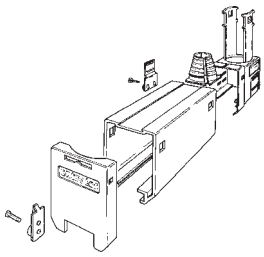

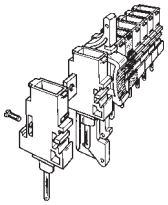

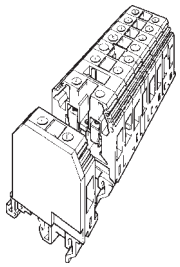

D 1,5/6.ADO.C terminal blocks equipped with DIA. 2,5 mm test socket receive a connector.

BJDP1 is used for the interconnection with terminal block series "M": spacing 16 mm.

BJDP3 is used for the interconnection with terminal block series "M": spacing 12 mm.

BJDP4 is used for the interconnection with terminal block series "D": spacing 8 mm. or terminal block series "M": spacing 8 or 10 mm.

(2) See column : "Various applications".
(3) Use of these accessories requires the user to cut out the partition.

Terminal blocks Insulation displacement

ADO - ADO

DIN 3

ADO wire size
1 - 2,5 mm²
16 - 14 AWG

refer to the section "Special Applications" for part numbers and characteristics.

End stop		th. 9 mm	**BADL**	1SNA **399 903** R02**00**
End stop		th. 10 mm	**BAM2**	1SNA **399 967** R01**00**
Rail		35 x 7,5 x 1	**PR3.Z2**	1SNA **174 300** R17**00**
Rail		35 x 15 x 2,3	**PR4**	1SNA **168 500** R12**00**
Rail		35 x 15 x 1,5	**PR5**	1SNA **168 700** R22**00**

Other end stops, rails and accessories : see section on accessories.

Characteristics

Wire size

		IEC NFC DIN	UL	CSA
Screw	Rigid			
	Flexible			
ADO	Rigid	1-2,5 mm²	16-14 AWG	16-14 AWG
	Flexible	1-2,5 mm²	16-14 AWG	16-14 AWG
Voltage				
Rated		1000 V	600 V	600 V
Impulse withstand		8 kV		
Pollution degree		3		
Current				
Rated		24 A	25 A	25 A
Wire size				
Rated		2,5 mm²	16 AWG	16 AWG

Wire stripping length (screw)	Recommanded (screw)	Weight	Protection
		9 g	IP 20
		.32 oz	*NEMA 1*

Notes

Standard block 8 mm spacing. For multiple wires connections, the 2 wires need to be of the same gage and nature (rigid or flexible). Terminal block body material is UL 94 V0.

** Black marking for wire size 1 - 2,5 mm² (16 - 14 AWG)*

D 2,5/8... .ADO

Spacing 8 mm +0,05 *.315"*

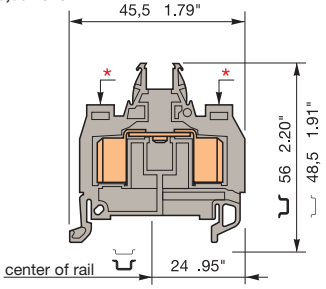

Standard 8 mm block

Colour		Type	Part Number
Standard blocks			
Grey		**D 2,5/8.ADO**	1SNA **199 059** R06**00**
Orange		**D 2,5/8.ADO**	1SNA **199 060** R03**00**
Blue		**D 2,5/8.N.ADO**	1SNA **199 061** R20**00**
Black		**D 2,5/8.ADO**	1SNA **199 089** R25**00**
Red		**D 2,5/8.ADO**	1SNA **199 087** R13**00**
Ivory		**D 2,5/8.ADO**	1SNA **199 088** R24**00**
Yellow		**D 2,5/8.ADO**	1SNA **199 092** R10**00**
Green		**D 2,5/8.ADO**	1SNA **199 148** R04**00**

Accessories

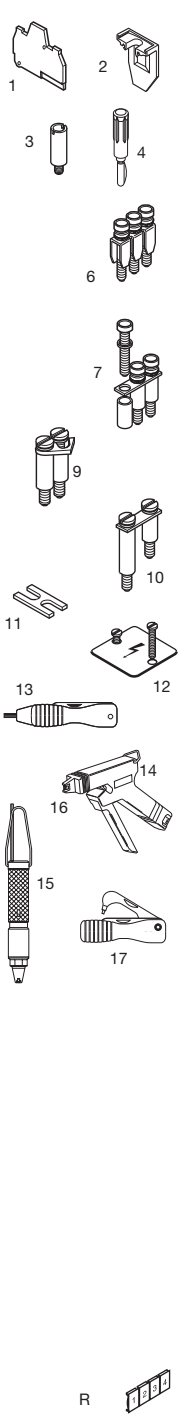

			Type				Part Number
1	End section	grey	FEMAD3			th. 3 mm	1SNA **199 341** R05**00**
2	Circuit separator	grey	SCAD				1SNA **196 896** R00**00**
3	Test socket		AL2	(1)		DIA. 2 mm	1SNA **163 043** R21**00**
			AL3	(1)		DIA. 3 mm	1SNA **163 261** R00**00**
			AL4-M3	(1)		DIA. 4 mm	1SNA **206 721** R01**00**
4	Test plug		FC2			DIA. 2 mm	1SNA **007 865** R26**00**
			FC4			DIA. 4 mm	1SNA **167 860** R01**00**
6	Assembled jumper bar (with IP20 protection)		BJMI8	(1)	41 A	2 poles	1SNA **176 669** R16**00**
			BJMI8	(1)	41 A	3 poles	1SNA **176 670** R13**00**
			BJMI8	(1)	41 A	4 poles	1SNA **176 671** R00**00**
			BJMI8	(1)	41 A	5 poles	1SNA **176 672** R01**00**
			BJMI8	(1)	41 A	10 poles	1SNA **176 673** R02**00**
7	Jumper bar not assembled Post + washer + captive screw IP20		BJS8	(1)	41 A	20 poles	1SNA **174 789** R05**00**
			EV6I				1SNA **206 394** R02**00**
9	Pivoting jumper bar		BJP8	(1)	50 A		1SNA **174 448** R07**00**
10	Universal jumper bar		BJDP1	(1) (2)	50 A	spacing 8<->spacing 16	1SNA **179 623** R03**00**
			BJDP3	(1) (2)	70 A	spacing 8<->spacing 12	1SNA **179 625** R05**00**
			BJDP5	(1) (2)	50 A	spacing 8<->spacing 10	1SNA **174 782** R26**00**
11	Connector plate		EL6		35 A		1SNA **173 627** R21**00**
12	Protecting label		EP6			3 blocks	1SNA **163 427** R17**00**
			EP8			4 blocks	1SNA **163 428** R20**00**
	Screw for protecting label		VSP6				1SNA **163 433** R15**00**
13	Hand tool kit		OUMAD				1SNA **179 466** R06**00**
14	Semi automatic tool		OUPAD				1SNA **178 944** R04**00**
15	Pneumatic tool kit		OUTAD				1SNA **205 710** R11**00**
16	Replacement head kit		OUTA				1SNA **205 284** R03**00**
17	Extraction head kit		EXAD2				1SNA **205 721** R00**00**
R	See section on markers marking method		RTM7		RC810 25		RCAL85

(1) **SC** and 500 V (IEC) rated voltage required with these accessories.
(2) See column : "Various applications".

	D 2,5/8.ADO.1	D 2,5/8.ADO.2	D 2,5/8.ADO.4	D 2,5/8.ADO.C
	Spacing 8 mm +0,05 .315"	Spacing 8 mm +0,05 .315"	Spacing 8 mm +0,05 .315"	Spacing 8 mm +0,05 .315"
	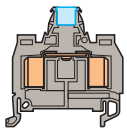	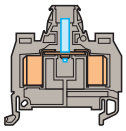	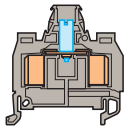	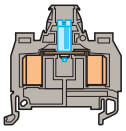
	Grey ☐ 1SNA 199 063 R2200	Grey ☐ 1SNA 199 160 R0400	Grey ☐ 1SNA 199 162 R2200	Grey ☐ 1SNA 199 161 R2100
	D 2,5/8.ADO with partition	*D 2,5/8.ADO.1 equipped with DIA. 2 mm test socket for test*	*D 2,5/8.ADO.1 equipped with DIA. 4 mm test socket for test*	*D 2,5/8.ADO.1 equipped with DIA. 2,5 mm flexible test socket for connector - (2)*
	PG GL	PG GL	PG GL	PG GL
Part numbers	**Part numbers**	**Part numbers**	**Part numbers**	**Part numbers**
	1SNA 199 341 R0500	1SNA 199 341 R0500	1SNA 199 341 R0500	1SNA 199 341 R0500
	1SNA 163 043 R2100			
	1SNA 163 261 R0000			
	1SNA 206 721 R0100			
	1SNA 007 865 R2600	1SNA 007 865 R2600		
	1SNA 167 860 R0100		1SNA 167 860 R0100	
	(3) 1SNA 176 669 R1600			
	(3) 1SNA 176 670 R1300			
	(3) 1SNA 176 671 R0000			
	(3) 1SNA 176 672 R0100			
	(3) 1SNA 176 673 R0200			
	(3) 1SNA 174 789 R0500			
	(3) 1SNA 206 394 R0200			
	(3) 1SNA 174 448 R0700			
	(2)(3) 1SNA 179 623 R0300			
	(2)(3) 1SNA 179 625 R0500			
	(2)(3) 1SNA 174 782 R2600			
	(3) 1SNA 173 627 R2100			
	1SNA 163 427 R1700			
	1SNA 163 428 R2000			
	1SNA 163 433 R1500			
	1SNA 179 466 R0600	1SNA 179 466 R0600	1SNA 179 466 R0600	1SNA 179 466 R0600
	1SNA 178 944 R0400	1SNA 178 944 R0400	1SNA 178 944 R0400	1SNA 178 944 R0400
	1SNA 205 710 R1100	1SNA 205 710 R1100	1SNA 205 710 R1100	1SNA 205 710 R1100
	1SNA 205 284 R0300	1SNA 205 284 R0300	1SNA 205 284 R0300	1SNA 205 284 R0300
	1SNA 205 721 R0000	1SNA 205 721 R0000	1SNA 205 721 R0000	1SNA 205 721 R0000
	1SNA 399 348 R2400	1SNA 399 348 R2400	1SNA 399 348 R2400	1SNA 399 348 R2400
	1SNA 399 341 R1500	1SNA 399 341 R1500	1SNA 399 341 R1500	1SNA 399 341 R1500
		Rated voltage: 800 V (IEC)	Rated voltage: 800 V (IEC) Protection: IP 10	
	RTM7 RC810 RCAL85	RTM7 RC810 RCAL85	RTM7 RC810 RCAL85	RTM7 RC810 RCAL85

Various applications

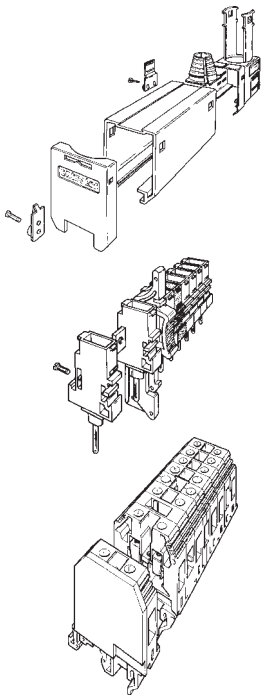

D 2,5/8.ADO.C terminal blocks equipped with DIA. 2,5 mm test socket receive a connector. See general catalog "connexion".

BJDP1 is used for the interconnection with terminal block series "M": spacing 16 mm.

BJDP3 is used for the interconnection with terminal block series "M": spacing 12 mm.

BJDP5 is used for the interconnection with terminal block series "M": spacing 10 mm.

(2) See column : "Various applications".
(3) Use of these accessories requires the user to cut out the partition.

Terminal blocks Insulation displacement

ADO - ADO

DIN 3

ADO wire size
4 mm²
12 AWG

D 4/8.ADO

Spacing 8 mm +0,05 .315"

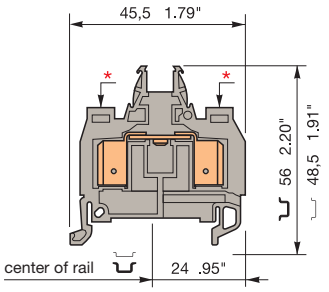

Standard 8 mm block

Colour		Type	Part number
Standard blocks			
Grey		**D 4/8.ADO**	1SNA **399 244** R**1400**
Blue		**D 4/8.N.ADO**	1SNA **399 318** R**1600**
Orange		**D 4/8.ADO**	1SNA **399 801** R**0400**

refer to the section "Special Applications" for part numbers and characteristics.

End stop	th. 9 mm	**BADL**	1SNA **399 903** R**0200**
End stop	th. 10 mm	**BAM2**	1SNA **399 967** R**0100**
Rail	35 x 7,5 x 1	**PR3.Z2**	1SNA **174 300** R**1700**
Rail	35 x 15 x 2,3	**PR4**	1SNA **168 500** R**1200**
Rail	35 x 15 x 1,5	**PR5**	1SNA **168 700** R**2200**

Other end stops, rails and accessories : see section on accessories.

Characteristics

		IEC NFC	IEC DIN	UL/CSA
Wire size				
Screw	Rigid			
	Flexible			
ADO	Rigid	4 mm²		12 AWG
	Flexible	4 mm²		12 AWG
Voltage				
Rated		1000 V		600 V
Impulse withstand		8 kV		
Pollution degree		3		
Current				
Rated		32 A		25 A
Wire size				
Rated		4 mm²		12 AWG

Wire stripping length (screw)	Recommanded (screw)	Weight	Protection
		9 g	IP 20
		.32 oz	*NEMA 1*

Notes

Standard 8 mm block for connection of only one rigid or flexible 4 mm² wire.

** White marking for wire size 4 mm² (12 AWG)*

Accessories

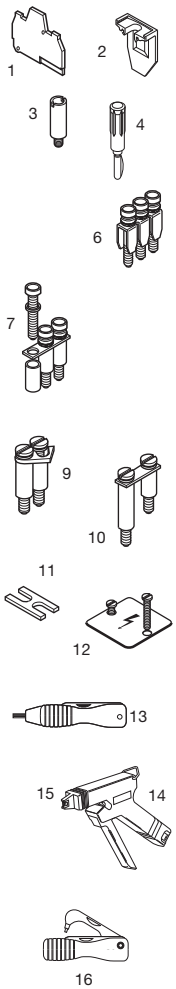

		Type			Part numbers
1	End section grey	FEMAD3		th. 3 mm	1SNA **199 341** R**0500**
2	Circuit separator grey	SCAD			1SNA **196 896** R**0000**
3	Test socket	AL2	(1)	DIA. 2 mm	1SNA **163 043** R**2100**
		AL3	(1)	DIA. 3 mm	1SNA **163 261** R**0000**
		AL4-M3	(1)	DIA. 4 mm	1SNA **206 721** R**0100**
4	Test plug	FC2	(3)	DIA. 2 mm	1SNA **007 865** R**2600**
		FC4	(3)	DIA. 4 mm	1SNA **167 860** R**0100**
6	Assembled jumper bar (with IP20 protection)	BJMI8	(1) 41 A	2 poles	1SNA **176 669** R**1600**
		BJMI8	(1) 41 A	3 poles	1SNA **176 670** R**1300**
		BJMI8	(1) 41 A	4 poles	1SNA **176 671** R**0000**
		BJMI8	(1) 41 A	5 poles	1SNA **176 672** R**0100**
		BJMI8	(1) 41 A	10 poles	1SNA **176 673** R**0200**
7	Jumper bar not assembled Post + washer + captive screw IP20	BJS8	41 A	20 poles	1SNA **174 789** R**0500**
		EV6I			1SNA **206 394** R**0200**
9	Pivoting jumper bar	BJP8	(1)(4) 50 A		1SNA **174 448** R**0700**
10	Universal jumper bar	BJDP1	(1)(2) 50 A	spacing 8<->spacing 16	1SNA **179 623** R**0300**
		BJDP3	(1)(2) 70 A	spacing 8<->spacing 12	1SNA **179 625** R**0500**
		BJDP5	(1)(2) 50 A	spacing 8<->spacing 10	1SNA **174 782** R**2600**
11	Connector plate	EL6	(4) 35 A		1SNA **173 627** R**2100**
12	Protection label	EP6		3 blocks	1SNA **163 427** R**1700**
		EP8		4 blocks	1SNA **163 428** R**2000**
	Screw for protection label	VSP6			1SNA **163 433** R**1500**
13	Hand tool kit	OUMAD			1SNA **179 466** R**0600**
14	Semi-automatic tool	OUPAD			1SNA **178 944** R**0400**
15	Replacement head kit	OUTA			1SNA **205 284** R**0300**
16	Extraction tool kit	EXAD2			1SNA **205 721** R**0000**

(2) **BJDP1** is used for the interconnection with terminal block series "M" . spacing 16 mm.
BJDP3 is used for the interconnection with terminal block series "M" : spacing 12 mm.
BJDP5 is used for the interconnection with terminal block series "M" : spacing 10 mm.

R	See section on markers marking method	RTM7	RC 810	RCAL85

(1) A circuit separator **SC** and 500 V (IEC) rated voltage are required with these accessories.
(3) Forbidden under explosive atmosphere EEX usage. (4) Only certified for "i" security.

Terminal blocks Insulation displacement

Double deck ADO - ADO

DIN 3
ADO wire size
0,22 - 1 mm²
24 - 18 AWG

End stop	th. 12 mm	**BADH**	1SNA **116 900** R**2700**
End stop	th. 9,1 mm	**BAMH**	1SNA **114 836** R**0000**
End stop	th. 9,1 mm	**BAMH**	1SNA **194 836** R**0100**
Rail	35 x 7,5 x 1	**PR3.Z2**	1SNA **174 300** R**1700**
Rail	35 x 15 x 2,3	**PR4**	1SNA **168 500** R**1200**
Rail	35 x 15 x 1,5	**PR5**	1SNA **168 700** R**2200**

Other end stops, rails and accessories : see section on accessories.

Characteristics

Wire size

		IEC NFC DIN	UL	CSA
Screw	Rigid			
	Flexible			
ADO	Rigid	0,2-1 mm²	24-18 AWG	24-18 AWG
	Flexible	0,22-1 mm²	24-18 AWG	24-18 AWG

Voltage			
Rated	630 V		
Impulse withstand	8 kV		
Pollution degree	3		

Current			
Rated	13,5 A		

Wire size			
Rated	1 mm²	18 AWG	18 AWG

Wire stripping length (screw)	Recommanded (screw)	Weight	Protection
		15 g	IP 20
		.53 oz	*NEMA 1*

Notes

For multiple wires connections the wires need to be of the same gage and nature (rigid or flexible).
Terminal block body material UL 94 V0.

Some accessories can decrease the block's voltage rating. Consult us for more information.

D 1/5.D2.ADO

Spacing 5 mm + 0,05 *(.200")*

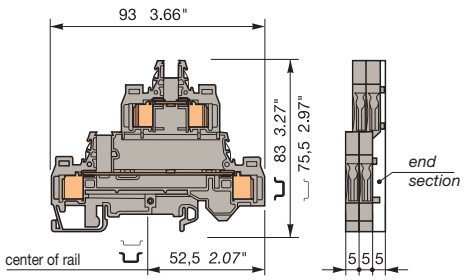

Standard 5 mm block

Color	Type	Part numbers
Standard blocks		
Grey	**D 1/5.D2.ADO**	1SNA **399 896** R**2300**
Blue	**D 1/5.D2.N.ADO**	1SNA **399 897** R**2400**

Accessories

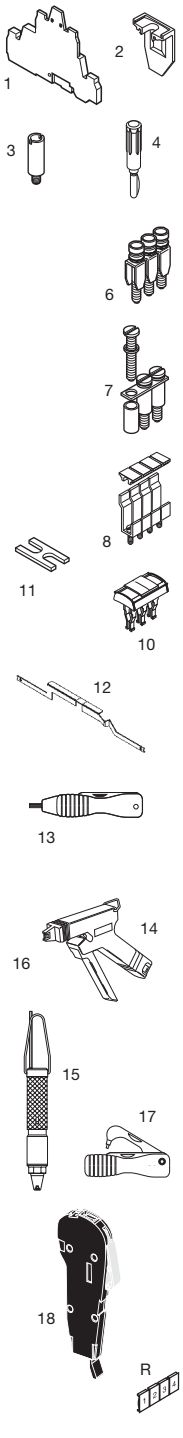

		Type			Part numbers
1	End section grey	FED2AD2			1SNA **199 476** R**2500**
2	Circuit separator	SCAD5			1SNA **199 551** R**2000**
3	Test socket	AL2		DIA. 2 mm	1SNA **163 046** R**2400**
4	Test plug	FC2		DIA. 2 mm	1SNA **007 865** R**2600**
6	Assembled jumper bar (with IP20 protection)	BJMI5 (1)	24 A	2 poles	1SNA **176 278** R**1600**
		BJMI5 (1)	24 A	3 poles	1SNA **176 279** R**1700**
		BJMI5 (1)	24 A	4 poles	1SNA **176 280** R**0500**
		BJMI5 (1)	24 A	5 poles	1SNA **176 281** R**2200**
		BJMI5 (1)	24 A	10 poles	1SNA **176 282** R**2300**
7	Jumper bar not assembled	BJS5 (1)	24 A	20 poles	1SNA **177 652** R**0600**
	Post + screw + washer	EV5			1SNA **168 629** R**1600**
8	Jumper bar for alternated jumping	BJA5	24 A	10 poles	1SNA **205 021** R**2600**
10	Screwless jumper bar to be inserted into ADO jaw orange IP20	BJADO5.2	13,5 A	2 poles	1SNA **205 955** R**0300**
		BJADO5.3	13,5 A	3 poles	1SNA **205 956** R**0400**
		BJADO5.4	13,5 A	4 poles	1SNA **205 957** R**0500**
		BJADO5.5	13,5 A	5 poles	1SNA **205 958** R**1600**
		BJADO5.10	13,5 A	10 poles	1SNA **205 963** R**0300**
		BJADO5.20	13,5 A	20 poles	1SNA **205 973** R**0500**
11	Connector plate	EL6			1SNA **173 627** R**2100**
12	Shield connector	CBD2S			1SNA **178 408** R**1400**
13	Hand tool kit	OUMAD			1SNA **179 466** R**0600**
14	Semi-automatic tool	OUPAD			1SNA **178 944** R**0400**
15	Pneumatic tool kit	OUTAD			1SNA **205 710** R**1100**
16	Replacement head kit	OUTA			1SNA **205 284** R**0300**
17	Extraction head kit	EXAD2			1SNA **205 721** R**0000**
18	Test connector	CEADO.5			1SNA **399 345** R**1100**
		CEADOE			1SNA **399 341** R**1500**
R	See section on markers marking method	RC55	RC510	RTM7	

(1) SCAD5 is required with these accessories

Terminal blocks Insulation displacement

Double deck ADO - ADO

DIN 3
ADO wire size
0,34 - 1,5 mm²
22 - 16 AWG

refer to the section "Special Applications" for part numbers and characteristics.

End stop		th. 12 mm	**BADH**	1SNA **116 900** R2700
End stop		th. 9,1 mm	**BAMH**	1SNA **114 836** R0000
End stop		th. 9,1 mm	**BAMH**	1SNA **194 836** R0100
Rail		35 x 7,5 x 1	**PR3.Z2**	1SNA **174 300** R1700
Rail		35 x 15 x 2,3	**PR4**	1SNA **168 500** R1200
Rail		35 x 15 x 1,5	**PR5**	1SNA **168 700** R2200

Other end stops, rails and accessories : see section on accessories.

Characteristics

		IEC NFC DIN	UL	CSA
Wire size				
Screw	Rigid			
	Flexible			
ADO	Rigid	0,28-1,5 mm²	22-16 AWG	22-16 AWG
	Flexible	0,34-1,5 mm²	22-16 AWG	22-16 AWG
Voltage				
Rated		800 V	300 V	300 V
Impulse withstand		6 kV		
Pollution degree		3		
Current				
Rated		17,5 A	18 A	18 A
Wire size				
Rated		1,5 mm²	16 AWG	16 AWG

Wire stripping length (screw)	Recommanded (screw)	Weight	Protection
		18 g	IP 20
		.63 oz	*NEMA 1*

Notes

For multiple wires connections the wires need to be of the same gage and nature (rigid or flexible).
Terminal block body material UL 94 V0.

Some accessories can decrease the block's voltage rating. Consult us for more information.

D 1,5/6.D2.ADO

Spacing 6 mm + 0,05 *(.238")*

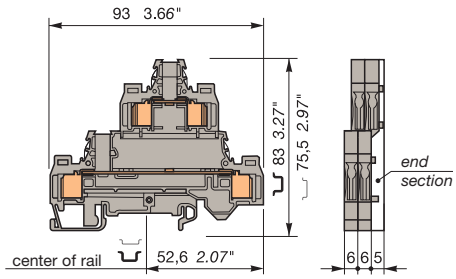

Standard 6 mm block

Color		Type	Part numbers
Standard blocks			
Grey		**D 1,5/6.D2.ADO**	1SNA **199 480** R2600
Blue		**D 1,5/6.D2.N.ADO**	1SNA **199 482** R1400
Orange		**D 1,5/6.D2.ADO**	1SNA **199 481** R1300

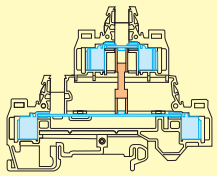

Vertical jumper bar assembly (**ITVE** marker 14)

Accessories

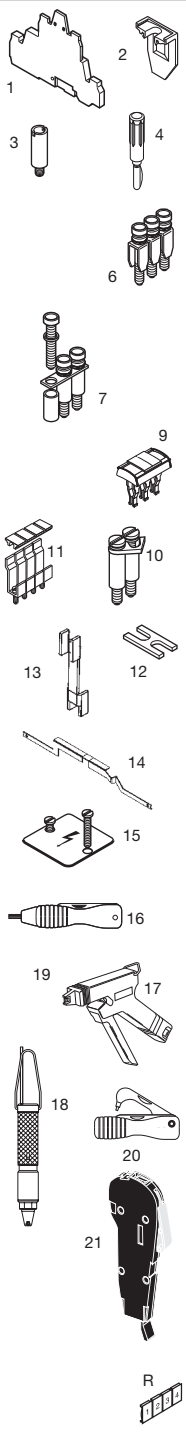

		Type			Part numbers
1	End section grey	FED2AD2		th. 5,0 mm	1SNA **199 476** R2500
2	Circuit separator	SCAD			1SNA **196 896** R0000
3	Test socket	AL2 (1)		DIA. 2,0 mm	1SNA **163 043** R2100
		AL3 (1)		DIA. 3,0 mm	1SNA **163 261** R0000
4	Test plug	FC2		DIA. 2,0 mm	1SNA **007 865** R2600
6	Assembled jumper bar (with IP20 protection)	BJMI6	32 A	2 poles	1SNA **176 663** R0000
		BJMI6	32 A	3 poles	1SNA **176 664** R0100
		BJMI6	32 A	4 poles	1SNA **176 665** R0200
		BJMI6	32 A	5 poles	1SNA **176 666** R0300
		BJMI6	32 A	10 poles	1SNA **176 667** R0400
7	Jumper bar not assembled Post + washer + captive screw IP20	BJS6	32 A	20 poles	1SNA **174 784** R2000
		EV6I			1SNA **206 394** R0200
9	Screwless jumper bar to be inserted into ADO jaw orange IP20	BJADO6.2	17,5 A	2 poles	1SNA **205 974** R0600
		BJADO6.3	17,5 A	3 poles	1SNA **205 975** R0700
		BJADO6.4	17,5 A	4 poles	1SNA **205 976** R0000
		BJADO6.5	17,5 A	5 poles	1SNA **205 977** R0100
		BJADO6.10	17,5 A	10 poles	1SNA **205 982** R2700
		BJADO6.20	17,5 A	20 poles	1SNA **205 992** R2100
10	Pivoting jumper bar	BJP6	35 A		1SNA **174 413** R1400
11	Jumper bar for alterned jumping	BJA6	32 A	10 poles	1SNA **116 541** R1200
12	Connector plate	EL6	35 A		1SNA **173 627** R2100
13	Vertical jumper bar	ITVE			1SNA **179 694** R0300
14	Shield connector	CBD2S			1SNA **178 408** R1400
15	Protection label	EP6		4 blocks	1SNA **163 427** R1700
	Screw for protection label	VSP6			1SNA **163 433** R1500
16	Hand tool kit	OUMAD			1SNA **179 466** R0600
17	Semi-automatic tool	OUPAD			1SNA **178 944** R0400
18	Pneumatic tool kit	OUTAD			1SNA **205 710** R1100
19	Replacement head kit	OUTA			1SNA **205 284** R0300
20	Extraction head kit	EXAD2			1SNA **205 721** R0000
21	Test connector	CEADO.6			1SNA **399 346** R1200
		CEADOE			1SNA **399 341** R1500
R	See section on markers marking method	RC65	RC610	RTM7	

Notes : (1) A circuit separator SC and 500V (IEC) rated voltage are required with these accessories.

Terminal blocks Insulation displacement

Double deck ADO - ADO

DIN 3

ADO wire size
0,34 - 1,5 mm²
22 - 16 AWG

End stop		th. 12 mm	**BADH**	1SNA **116 900** R**2700**
End stop		th. 9,1 mm	**BAMH**	1SNA **114 836** R**0000**
End stop		th. 9,1 mm	**BAMH**	1SNA **194 836** R**0100**
Rail		35 x 7,5 x 1	**PR3.Z2**	1SNA **174 300** R**1700**
Rail		35 x 15 x 2,3	**PR4**	1SNA **168 500** R**1200**
Rail		35 x 15 x 1,5	**PR5**	1SNA **168 700** R**2200**

Other end stops, rails and accessories : see section on accessories.

Characteristics

Wire size

		IEC NFC DIN	UL	CSA
Screw	Rigid			
	Flexible			
ADO	Rigid	0,28-1,5 mm²	22-16 AWG	22-16 AWG
	Flexible	0,34-1,5 mm²	22-16 AWG	22-16 AWG
Voltage				
Rated		800 V	300 V	300 V
Impulse withstand		6 kV		
Pollution degree		3		
Current				
Rated		17,5 A	18 A	18 A
Wire size				
Rated		1,5 mm²	16 AWG	16 AWG

Wire stripping length (screw)	Recommanded (screw)	Weight	Protection
		18 g	IP 20
		.63 oz	*NEMA 1*

Notes

For multiple wires connections the wires need to be of the same gage and nature (rigid or flexible).
Terminal block body material UL 94 V0.

Some accessories can decrease the block's voltage rating. Consult us for more information.

D 1,5/6.D2.ADO.1

Spacing 6 mm + 0,05 *(.238")*

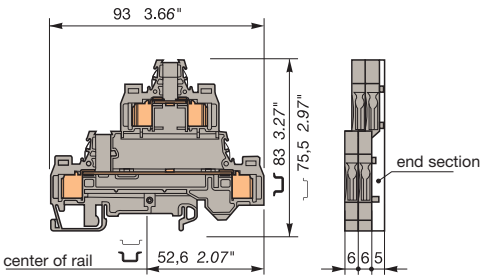

D 1,5/6.D2.ADO with partition

Color	Type	Part numbers
Standard blocks		
Grey	**D 1,5/6.D2.ADO.1**	1SNA **199 494** R**1000**

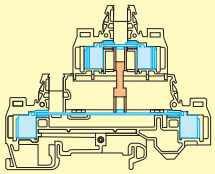

Vertical jumper bar assembly (**ITVE** marker 14)

Accessories

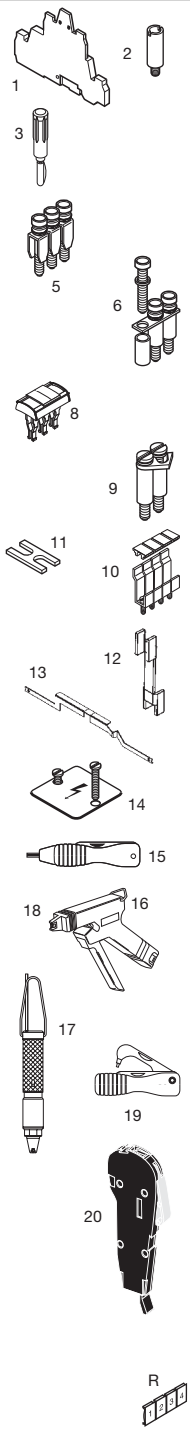

		Type			Part numbers
1	End section grey	FED2AD2		th. 5,0 mm	1SNA **199 476** R**2500**
2	Test socket	AL2		DIA. 2,0 mm	1SNA **163 043** R**2100**
		AL3		DIA. 3,0 mm	1SNA **163 261** R**0000**
3	Test plug	FC2		DIA. 2,0 mm	1SNA **007 865** R**2600**
5	Assembled jumper bar (with IP20 protection)	BJMI6	32 A	2 poles	1SNA **176 663** R**0000**
		BJMI6	32 A	3 poles	1SNA **176 664** R**0100**
		BJMI6	32 A	4 poles	1SNA **176 665** R**0200**
		BJMI6	32 A	5 poles	1SNA **176 666** R**0300**
		BJMI6	32 A	10 poles	1SNA **176 667** R**0400**
6	Jumper bar not assembled Post + washer + captive screw IP20	BJS6	32 A	20 poles	1SNA **174 784** R**2000**
		EV6I			1SNA **206 394** R**0200**
8	Screwless jumper bar to be inserted into ADO jaw orange IP20	BJADO6.2	17,5 A	2 poles	1SNA **205 974** R**0600**
		BJADO6.3	17,5 A	3 poles	1SNA **205 975** R**0700**
		BJADO6.4	17,5 A	4 poles	1SNA **205 976** R**0000**
		BJADO6.5	17,5 A	5 poles	1SNA **205 977** R**0100**
		BJADO6.10	17,5 A	10 poles	1SNA **205 982** R**2700**
		BJADO6.20	17,5 A	20 poles	1SNA **205 992** R**2100**
9	Pivoting jumper bar	BJP6	35 A		1SNA **174 413** R**1400**
10	Jumper bar for alterned jumping	BJA6	32 A	10 poles	1SNA **116 541** R**1200**
11	Connector plate	EL6	35 A		1SNA **173 627** R**2100**
12	Vertical jumper bar	ITVE			1SNA **179 694** R**0300**
13	Shield connector	CBD2S			1SNA **178 408** R**1400**
14	Protection label	EP6		4 blocks	1SNA **163 427** R**1700**
	Screw for protection label	VSP6			1SNA **163 433** R**1500**
15	Hand tool kit	OUMAD			1SNA **179 466** R**0600**
16	Semi-automatic tool	OUPAD			1SNA **178 944** R**0400**
17	Pneumatic tool kit	OUTAD			1SNA **205 710** R**1100**
18	Replacement head kit	OUTA			1SNA **205 284** R**0300**
19	Extraction tool kit	EXAD2			1SNA **205 721** R**0000**
20	Test connector	CEADO.6			1SNA **399 346** R**1200**
		CEADOE			1SNA **399 341** R**1500**
R	See section on markers marking method	RC65	RC610	RTM7	

(1) Use of this accessories requires the user to cut out the partition.

Terminal blocks Insulation displacement

for sensors/actuators

DIN 3

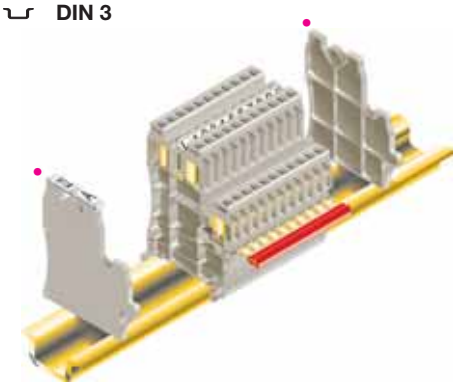

- *To obtain finger safety (IP20) of a terminal block assembly with comb type jumper bar, it is necessary to put one end section on each side of the terminal block assembly.*

End stop		th. 12 mm	**BADH**	1SNA **116 900** R2700
End stop		th. 9,1 mm	**BAMH**	1SNA **114 836** R0000
End stop		th. 9,1 mm	**BAMH**	1SNA **194 836** R0100
Rail		35 x 7,5 x 1	**PR3.Z2**	1SNA **174 300** R1700
Rail		35 x 15 x 2,3	**PR4**	1SNA **168 500** R1200
Rail		35 x 15 x 1,5	**PR5**	1SNA **168 700** R2200

Other end stops, rails and accessories : see section on accessories.

Notes

For multiple wires connections, on the upper deck only, the wires need to be of the same gage and nature (rigid or flexible). Terminal block body material UL 94 V0.

* End section kit includes :
- 1 right end section
- 1 left end section
- 1 marker-holder

Accessories

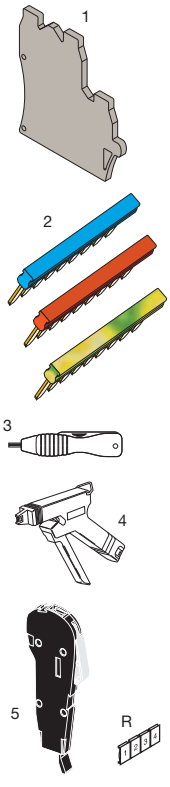

1	End section	grey
2	Comb type jumper bar	
3	Hand tool kit	
4	Semi-automatic tool	
5	Test connector	
R	See section on markers marking method	

D 1/5.C2.ADO

Spacing 5 mm *(.197")*

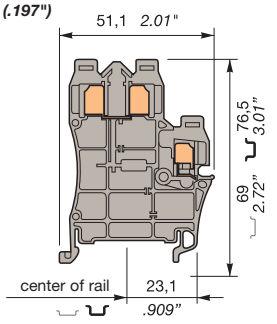

Color	Type	Part numbers
Grey	**D1/5.C2.ADO**	1SNA **399 686** R0000

Characteristics				
Wire size		**IEC** NFC DIN	**UL**	**CSA**
	Rigid	0,2-1 mm²		
	Flexible	0,22-1 mm²		
Voltage				
Rated		250 V		
Impulse withstand		8 KV		
Pollution degree		3		
Current				
Rated		13,5 A		
Wire size				
Rated / Gauge		1 mm²		

Wire strip. length	Recomm. Screwdriver	Recomm. torque	Protection
			IP20 ●
			NEMA 1

Type			Part numbers
FED5.C2.ADO	end section *		1SNA **399 677** R1600
PC52.10	Blue	10 poles	1SNA **399 684** R0600
PC52.10	Red	10 poles	1SNA **399 683** R0500
PC52.10	Green/Yellow	10 poles	1SNA **399 685** R0700
PC52.66	Red	66 poles	1SNA **399 707** R1500
PC52.66	Blue	66 poles	1SNA **399 708** R2600
PC52.66	Green/Yellow	66 poles	1SNA **399 709** R2700
OUMAD			1SNA **179 466** R0600
OUPAD			1SNA **178 944** R0400
CEADO.5			1SNA **399 345** R1100
CEADOE			1SNA **399 341** R1500

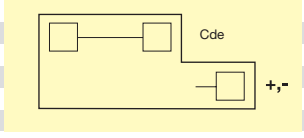

RC55

D 1/5.C2.ADO.L

Spacing 5 mm *(.197")*

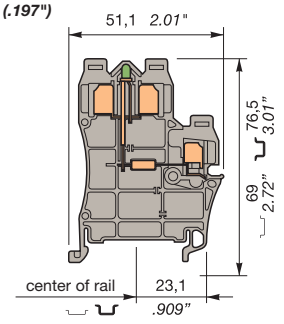

Block for sensor/actuators with bidirectional LED 24V=

Color	Type	Part numbers
Grey - Green Led	**D1/5.C2.ADO.L**	1SNA **399 687** R0100
Grey - Red Led	**D1/5.C2.ADO.L**	1SNA **399 688** R1200

Characteristics				
Wire size		**IEC** NFC DIN	**UL**	**CSA**
	Rigid	0,2-1 mm²		
	Flexible	0,22-1 mm²		
Voltage				
Rated		250 V		
Impulse withstand		8 KV		
Pollution degree		3		
Current				
Rated		13,5 A		
Wire size				
Rated / Gauge		1 mm²		

Wire strip. length	Recomm. Screwdriver	Recomm. torque	Protection
			IP20 ●
			NEMA 1

Type			Part numbers
FED5.C2.ADO	end section *		1SNA **399 677** R1600
PC52.10	Blue	10 poles	1SNA **399 684** R0600
PC52.10	Red	10 poles	1SNA **399 683** R0500
PC52.10	Green/Yellow	10 poles	1SNA **399 685** R0700
PC52.66	Red	66 poles	1SNA **399 707** R1500
PC52.66	Blue	66 poles	1SNA **399 708** R2600
PC52.66	Green/Yellow	66 poles	1SNA **399 709** R2700
OUMAD			1SNA **179 466** R0600
OUPAD			1SNA **178 944** R0400
CEADO.5			1SNA **399 345** R1100
CEADOE			1SNA **399 341** R1500

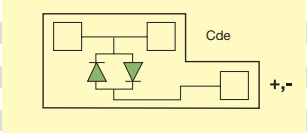

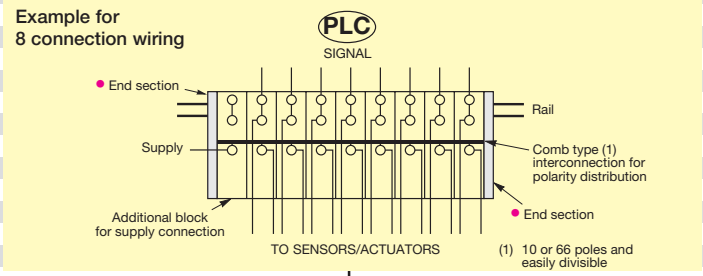

RC510 (for marker-holder)

Terminal blocks Insulation displacement

for sensors/actuators

DIN 3

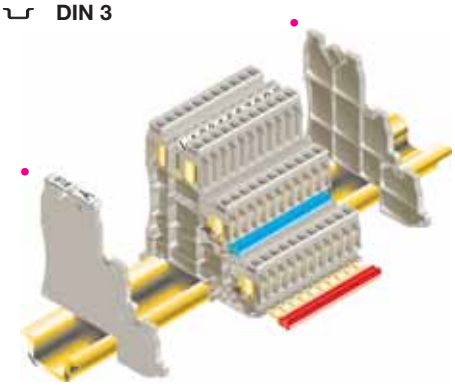

- *To obtain finger safety (IP20) of a terminal block assembly with comb type jumper bar, it is necessary to put one end section on each side of the terminal block assembly.*

End stop		th. 12 mm	**BADH**	1SNA **116 900** R2700
End stop		th. 9,1 mm	**BAMH**	1SNA **114 836** R0000
End stop		th. 9,1 mm	**BAMH**	1SNA **194 836** R0100
Rail		35 x 7,5 x 1	**PR3.Z2**	1SNA **174 300** R1700
Rail		35 x 15 x 2,3	**PR4**	1SNA **168 500** R1200
Rail		35 x 15 x 1,5	**PR5**	1SNA **168 700** R2200

Other end stops, rails and accessories : see section on accessories.

Notes

For multiple wires connections, on the upper deck only, the wires need to be of the same gage and nature (rigid or flexible). Terminal block body material UL 94 V0.

* End section kit includes :
- 1 right end section
- 1 left end section
- 1 marker-holder

D 1/5.C3.ADO

Spacing 5 mm *(.197")*

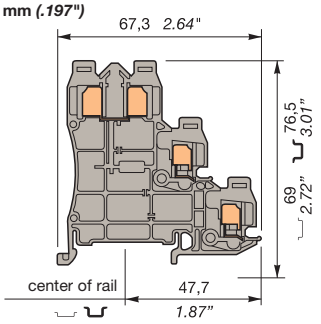

Color	Type	Part numbers
Grey	**D1/5.C3.ADO**	1SNA **399 689** R1300

Characteristics

Wire size

	IEC NFC DIN	UL	CSA
Rigid	0,2-1 mm²		
Flexible	0,22-1 mm²		

Voltage

Rated	250 V		
Impulse withstand	8 KV		
Pollution degree	3		

Current

Rated	13,5 A		

Wire size

Rated / Gauge	1 mm²		

Wire strip. length	Recomm. Screwdriver	Recomm. torque	Protection
			IP20 ●
			NEMA 1

D 1/5.C3.ADO.L

Spacing 5 mm *(.197")*

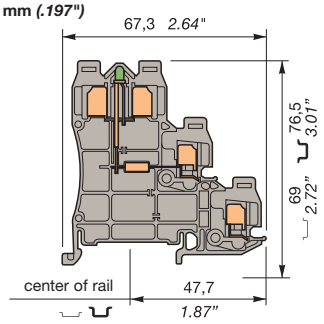

Block for sensors/actuators with bidirectional LED 24V=

Color	Type	Part numbers
Grey - Green Led	**D1/5.C3.ADO.L**	1SNA **399 690** R1000
Grey - Red Led	**D1/5.C3.ADO.L**	1SNA **399 691** R0500

Characteristics

Wire size

	IEC NFC DIN	UL	CSA
Rigid	0,2-1 mm²		
Flexible	0,22-1 mm²		

Voltage

Rated	250 V		
Impulse withstand	8 KV		
Pollution degree	3		

Current

Rated	13,5 A		

Wire size

Rated / Gauge	1 mm²		

Wire strip. length	Recomm. Screwdriver	Recomm. torque	Protection
			IP20 ●
			NEMA 1

Accessories

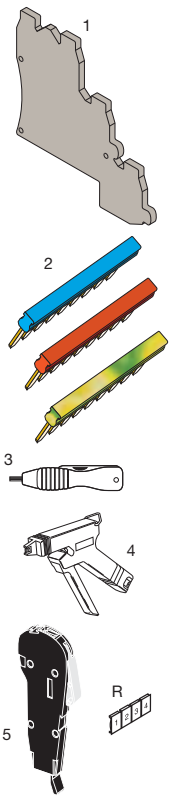

		Type			Part numbers
1	End section	grey			
2	Comb type jumper bar	FED5.C3.ADO	end section *		1SNA **399 678** R2700
		PC52.10	Blue	10 poles	1SNA **399 684** R0600
		PC52.10	Red	10 poles	1SNA **399 683** R0500
		PC52.10	Green/Yellow	10 poles	1SNA **399 685** R0700
		PC52.66	Red	66 poles	1SNA **399 707** R1500
		PC52.66	Blue	66 poles	1SNA **399 708** R2600
		PC52.66	Green/Yellow	66 poles	1SNA **399 709** R2700
3	Hand tool kit	OUMAD			1SNA **179 466** R0600
4	Semi-automatic tool	OUPAD			1SNA **178 944** R0400
5	Test connector	CEADO.5			1SNA **399 345** R1100
		CEADOE			1SNA **399 341** R1500
R	See section on markers marking method	RC55			RC510 (for marker-holder)

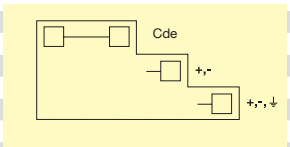

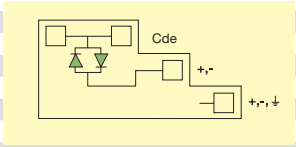

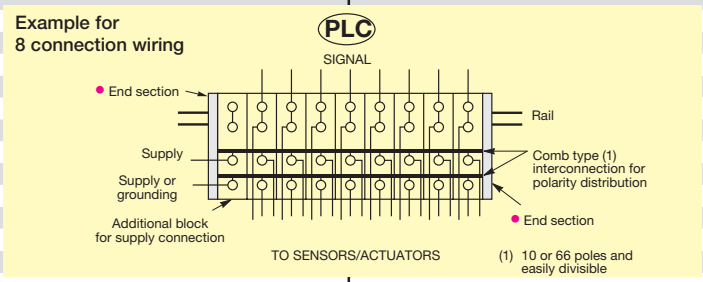

Terminal blocks Insulation displacement

for sensors/actuators

DIN 3

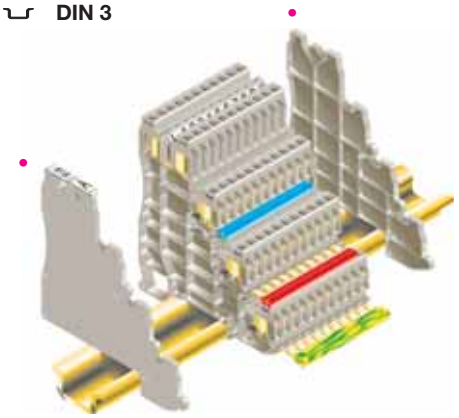

- *To obtain finger safety (IP20) of a terminal block assembly with comb type jumper bar, it is necessary to put one end section on each side of the terminal block assembly.*

End stop		th. 12 mm	**BADH**	1SNA **116 900** R2700
End stop		th. 9,1 mm	**BAMH**	1SNA **114 836** R0000
End stop		th. 9,1 mm	**BAMH**	1SNA **194 836** R0100
Rail		35 x 7,5 x 1	**PR3.Z2**	1SNA **174 300** R1700
Rail		35 x 15 x 2,3	**PR4**	1SNA **168 500** R1200
Rail		35 x 15 x 1,5	**PR5**	1SNA **168 700** R2200

Other end stops, rails and accessories : see section on accessories.

Notes

For multiple wires connections, on the upper deck only, the wires need to be of the same gage and nature (rigid or flexible). Terminal block body material UL 94 V0.

* End section kit includes :
- 1 right end section
- 1 left end section
- 1 marker-holder

Accessories

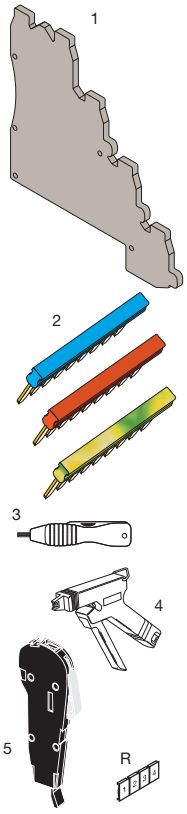

1	End section	grey
2	Comb type jumper bar	
3	Hand tool kit	
4	Semi-automatic tool	
5	Test connector	
R	See section on markers marking method	

D 1/5.C4.ADO

Spacing 5 mm *(.197")*

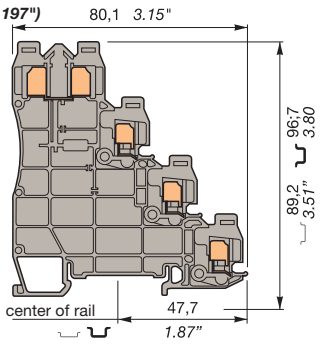

Color	Type	Part numbers
Grey	**D1/5.C4.ADO**	1SNA **399 692** R0600

Characteristics

Wire size

	IEC NFC DIN	UL	CSA
Rigid	0,2-1 mm²		
Flexible	0,22-1 mm²		

Voltage

Rated	250 V		
Impulse withstand	8 KV		
Pollution degree	3		

Current

Rated	13,5 A		

Wire size

Rated / Gauge	1 mm²		

Wire strip. length	Recomm. Screwdriver	Recomm. torque	Protection
			IP20 •
			NEMA 1

Type			Part numbers
FED5.C4.ADO	end section kit *		1SNA **399 679** R2000
PC52.10	Blue	10 poles	1SNA **399 684** R0600
PC52.10	Red	10 poles	1SNA **399 683** R0500
PC52.10	Green/Yellow	10 poles	1SNA **399 685** R0700
PC52.66	Red	66 poles	1SNA **399 707** R1500
PC52.66	Blue	66 poles	1SNA **399 708** R2600
PC52.66	Green/Yellow	66 poles	1SNA **399 709** R2700
OUMAD			1SNA **179 466** R0600
OUPAD			1SNA **178 944** R0400
CEADO.5			1SNA **399 345** R1100
CEADOE			1SNA **399 341** R1500

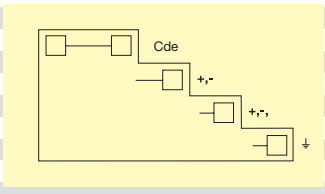

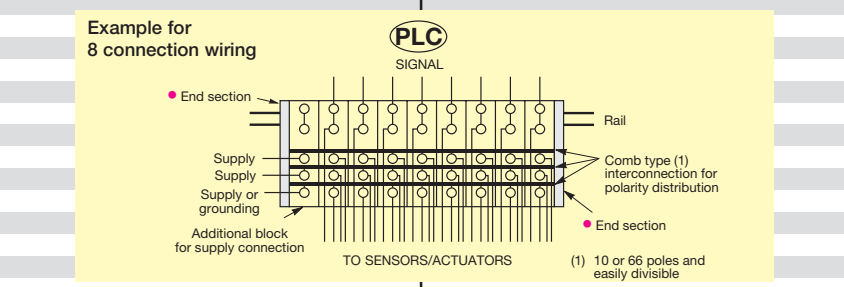

RC55 RC510 (for marker-holder)

D 1/5.C4.ADO.L

Spacing 5 mm *(.197")*

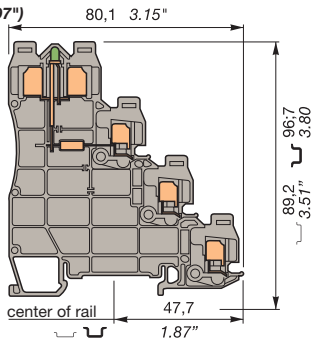

Block for sensors/actuators with bidirectional LED 24V=

Color	Type	Part numbers
Grey - Green Led	**D1/5.C4.ADO.L**	1SNA **399 693** R0700
Grey - Red Led	**D1/5.C4.ADO.L**	1SNA **399 694** R0000

Characteristics

Wire size

	IEC NFC DIN	UL	CSA
Rigid	0,2-1 mm²		
Flexible	0,22-1 mm²		

Voltage

Rated	250 V		
Impulse withstand	8 KV		
Pollution degree	3		

Current

Rated	13,5 A		

Wire size

Rated / Gauge	1 mm²		

Wire strip. length	Recomm. Screwdriver	Recomm. torque	Protection
			IP20 •
			NEMA 1

Type			Part numbers
FED5.C4.ADO	end section kit *		1SNA **399 679** R2000
PC52.10	Blue	10 poles	1SNA **399 684** R0600
PC52.10	Red	10 poles	1SNA **399 683** R0500
PC52.10	Green/Yellow	10 poles	1SNA **399 685** R0700
PC52.66	Red	66 poles	1SNA **399 707** R1500
PC52.66	Blue	66 poles	1SNA **399 708** R2600
PC52.66	Green/Yellow	66 poles	1SNA **399 709** R2700
OUMAD			1SNA **179 466** R0600
OUPAD			1SNA **178 944** R0400
CEADO.5			1SNA **399 345** R1100
CEADOE			1SNA **399 341** R1500

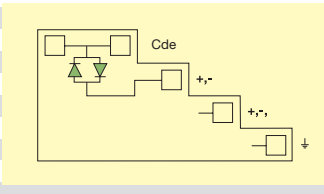

ADO/ADO terminal blocks for neutral circuits

ADO/ADO terminal blocks with blue body can be used for neutral connection.

Blue colour permits a good identification.

D 1/5.N.ADO

Spacing 5 mm + 0,05 (*.198"*)

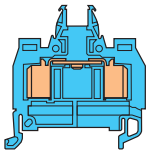

Rated wire size	*1 mm²*
D 1/5.N.ADO	1SNA **199 565** R**2600**
Weight	5 g *.18 oz*

D 1,5/6.N.ADO

Spacing 6 mm + 0,05 (*.238"*)

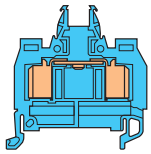

Rated wire size	*1,5 mm²*
D 1,5/6.N.ADO	1SNA **199 053** R**2000**
Weight	6 g *.21 oz*

D 2,5/8.N.ADO

Spacing 8 mm + 0,05 (*.315"*)

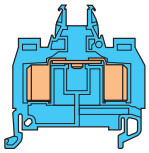

Rated wire size	*2,5 mm²*
D 2,5/8.N.ADO	1SNA **199 061** R**2000**
Weight	9 g *.32 oz*

D 4/8.N.ADO

Spacing 8 mm + 0,05 (*.315"*)

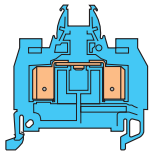

Rated wire size	*4 mm²*
D 4/8.N.ADO	1SNA **399 318** R**1600**
Weight	9 g *.32 oz*

D 1/5.D2.N.ADO

Spacing 5 mm + 0,05 (*.200"*)

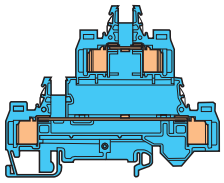

Rated wire size	*1 mm²*
D 1/5.D2.N.ADO	1SNA **399 897** R**2400**
Weight	15 g *.53 oz*

D 1,5/6.D2.N.ADO

Spacing 6 mm + 0,05 (*.238"*)

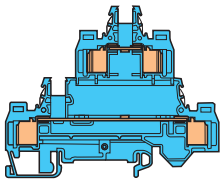

Rated wire size	*1,5 mm²*
D 1,5/6.D2.N.ADO	1SNA **199 482** R**1400**
Weight	18 g *.64 oz*

Characteristics and accessories of these blocks are described in standard ADO/ADO block pages.

Terminal blocks Insulation displacement

For neutral conductor

DIN 3

End stop	th. 9 mm	**BADL**	1SNA **399 903** R**02**00
End stop	th. 10 mm	**BAM2**	1SNA **399 967** R**01**00
Rail	35 x 7,5 x 1	**PR3.Z2**	1SNA **174 300** R**17**00
Rail	35 x 15 x 2,3	**PR4**	1SNA **168 500** R**12**00
Rail	35 x 15 x 1,5	**PR5**	1SNA **168 700** R**22**00

Other end stops, rails and accessories : see section on accessories.

Notes

For two wire connection max., the wires need to be of the same gage and nature (rigid or flexible). Terminal block body material is UL 94 V0.

** Black marking for wire size 1 - 2,5 mm² (16 - 14 AWG) + 2 notches to identify 8 mm spacing.*

D 1,5/6.NT.ADO

Spacing 6 mm +0,05 .2038"
ADO wire size
0,34 - 1,5 mm²
22 - 16 AWG

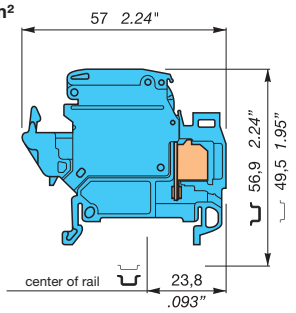

Colour	Type	Part numbers
Blue	**D 1,5/6.NT.ADO**	1SNA **399 792** R**02**00

Characteristics

Wire size

		IEC NFC	IEC DIN	UL/CSA
Screw	Rigid			
	Flexible			
ADO	Rigid	0,34-1,5 mm²		22-16 AWG
	Flexible	0,34-1,5 mm²		22-16 AWG

Voltage

Rated	400 V	
Impulse withstand	6 kV	
Pollution degree	3	

Current

Rated	17,5 A	

Wire size

Rated	1,5 mm²	16 AWG

Wire stripping length (screw)	Recommended screwdriver	Recommended torque	protection
			IP 20
			NEMA 1

D 2,5/8.NT.ADO

Spacing 8 mm +0,05 .315"
ADO wire size
1 - 2,5 mm²
16 - 14 AWG

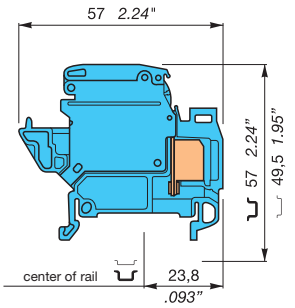

Colour	Type	Part numbers
Blue	**D 2,5/8.NT.ADO**	1SNA **399 793** R**03**00

Characteristics

Wire size

		IEC NFC	IEC DIN	UL/CSA
Screw	Rigid			
	Flexible			
ADO	Rigid	1-2,5 mm²		16-14 AWG
	Flexible	1-2,5 mm²		16-14 AWG

Voltage

Rated	400 V	
Impulse withstand	6 kV	
Pollution degree	3	

Current

Rated	24 A	

Wire size

Rated	2,5 mm²	14 AWG

Wire stripping length (screw)	Recommended screwdriver	Recommended torque	protection
			IP 20
			NEMA 1

Accessories

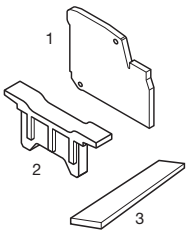

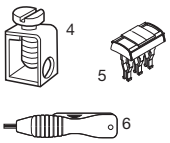

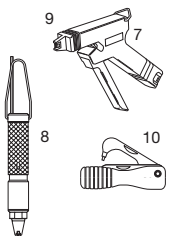

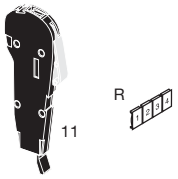

		Type		Part numbers
1	End section blue	FEDADNT	th. 2,0 mm	1SNA **399 795** R**05**00
2	Cursor lock	VRPA1		1SNA **399 587** R**25**00
3	Busbar	BO3	10 x 3 mm	1SNA **164 406** R**24**00
4	Screw clamp for busbar	SFB1	0,5 to 35 mm² H=7	1SNA **163 860** R**05**00
		SFB2	16 to 35 mm² H=3	1SNA **168 956** R**06**00
5	Screwless jumper bar to be inserted into ADO jaw orange IP20	BJADO 6.2	17,5 A 2 poles	1SNA **205 974** R**06**00
		BJADO 6.3	17,5 A 3 poles	1SNA **205 975** R**07**00
		BJADO 6.4	17,5 A 4 poles	1SNA **205 976** R**00**00
		BJADO 6.5	17,5 A 5 poles	1SNA **205 977** R**01**00
		BJADO 6.10	17,5 A 10 poles	1SNA **205 982** R**27**00
		BJADO 6.20	17,5 A 20 poles	1SNA **205 992** R**21**00
6	Hand tool kit	OUMAD		1SNA **179 466** R**06**00
7	Semi-automatic tool	OUPAD		1SNA **178 944** R**04**00
8	Pneumatic tool kit	OUTAD		1SNA **205 710** R**11**00
9	Replacement head kit	OUTA		1SNA **205 284** R**03**00
10	Extraction tool kit	EXAD2		1SNA **205 721** R**00**00
11	Test connector	CEADO.6		1SNA **399 346** R**12**00
		CEADOE		1SNA **399 341** R**15**00
R	See section on markers marking method	RC 65 RC 610		

		Type		Part numbers
		FEDADNT	th. 2,0 mm	1SNA **399 795** R**05**00
		VRPA1		1SNA **399 587** R**25**00
		BO3	10 x 3 mm	1SNA **164 406** R**24**00
		SFB1	0,5 to 35 mm² H=7	1SNA **163 860** R**05**00
		SFB2	16 to 35 mm² H=3	1SNA **168 956** R**06**00
		OUMAD		1SNA **179 466** R**06**00
		OUPAD		1SNA **178 944** R**04**00
		OUTAD		1SNA **205 710** R**11**00
		OUTA		1SNA **205 284** R**03**00
		EXAD2		1SNA **205 721** R**00**00
		RCAL 85 RC 810		

Terminal blocks Insulation displacement

Ground terminal blocks electrically connected to the mounting rail

ADO - ADO

DIN 3

refer to the section "Special Applications" for part numbers and characteristics.

Characteristics and accessories, see Screw clamp terminal blocks.

* *Black marking for wire size 1 - 2.5 mm² (16-14 AWG)*

D 1/5.P.ADO

Spacing 5 mm + 0.05 .198"
ADO wire size
0.2 -1 mm²
24 - 18 AWG

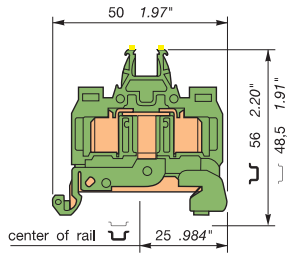

Type	P/N
Green body / Yellow marking	
D 1/5.P.ADO	1SNA **399 031** R**2200**

D 1,5/6.P.ADO

Spacing 6 mm + 0.05 .238"
ADO wire size
0.34 -1.5 mm²
22 - 16 AWG

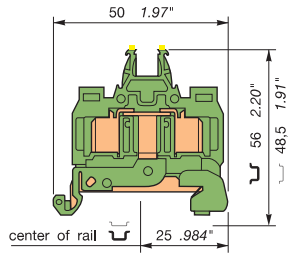

Type	P/N
Green body / Yellow marking	
D 1,5/6.P.ADO	1SNA **199 098** R**2600**

D 2,5/8.P.ADO

Spacing 8 mm + 0.05 .315"
ADO wire size
1 - 2.5 mm²
16 - 14 AWG

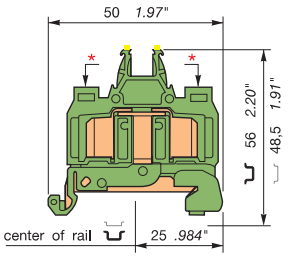

Type	P/N
Green body/ Yellow marking	
D 2,5/8.P.ADO	1SNA **199 091** R**1700**

Characteristics

		D 1/5.P.ADO		D 1,5/6.P.ADO		D 2,5/8.P.ADO	
		IEC NFC DIN	UL/CSA	IEC NFC DIN	UL / CSA	IEC NFC DIN	UL / CSA
Wire size	Rigid	0.2-1 mm²	24-18 AWG	0.34-1.5 mm²	22-16 AWG	1-2.5 mm²	16-14 AWG
	Flexible	0.22-1 mm²	24-18 AWG	0.34-1.5 mm²	22-16 AWG	1-2.5 mm²	16-14 AWG
Rated current		120 A / 1 s.		180 A / 1 s.		300 A / 1 s.	
Rated wire size		1 mm²	18 AWG	1.5 mm²	16 AWG	2.5 mm²	14 AWG

Other characteristics

D 1/5.P.ADO				D 1,5/6.P.ADO				D 2,5/8.P.ADO			
Wire strip. length	Recomm. screwdriver	Weight	Protection	Wire strip. length	Recomm. screwdriver	Weight	Protection	Wire strip. length	Recomm. screwdriver	Weight	Protection
		7 g	IP 20			8 g	IP 20			11 g	IP 20
		.25 oz	NEMA 1			.28 oz	NEMA 1			.39 oz	NEMA 1

Approvals

Accessories

			D 1/5.P.ADO		D 1,5/6.P.ADO		D 2,5/8.P.ADO	
			Type	P/N	Type	P/N	Type	P/N
1	End section	yellow	FEMAD3	th. 3 mm 1SNA **199 343** R**0700**	FEMAD3	th. 3 mm 1SNA **199 343** R**0700**	FEMAD3	th. 3 mm 1SNA **199 343** R**0700**
		grey	FEMAD3	th. 3 mm 1SNA **199 341** R**0500**	FEMAD3	th. 3 mm 1SNA **199 341** R**0500**	FEMAD3	th. 3 mm 1SNA **199 341** R**0500**
R	See section on marking	Marking method	RC55	RC510 RTM7	RC65	RC610 RTM7	RTM7	RC810 RCAL85

Terminal blocks Insulation displacement

Ground terminal blocks electrically connected to the mounting rail

ADO - ADO

DIN 3

refer to the section "Special Applications" for part numbers and characteristics.

Characteristics and accessories, see Screw clamp terminal blocks.

* *White marking for wire size 4 mm² (12 AWG)*

D 4/8.P.ADO

Spacing 8 mm + 0.05 .315"
ADO wire size
4 mm² / 12 AWG
1 wire only

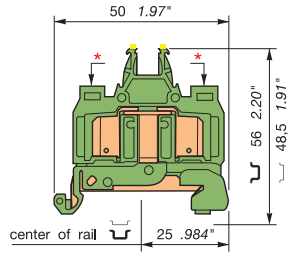

Type	P/N
Green body/ Yellow marking	
D 4/8.P.ADO	1SNA **399 250** R**2600**

Characteristics

		D 4/8.P.ADO		D 1,5/6.P.ADO		D 2,5/8.P.ADO	
		IEC NFC DIN	UL/CSA	IEC NFC DIN	UL / CSA	IEC NFC DIN	UL / CSA
Wire size	Rigid	4 mm²	12 AWG				
	Flexible	4 mm²	12 AWG				
Rated current		480 A / 1 s.					
Rated wire size		4 mm²	12 AWG				

Others characterisitcs

D 4/8.P.ADO				D 1,5/6.P.ADO				D 2,5/8.P.ADO			
Wire strip. length	Recomm. screwdriver	Weight	Protection	Wire strip. length	Recomm. screwdriver	Weight	Protection	Wire strip. length	Recomm. screwdriver	Weight	Protection
		11g	IP 20								
		.39 oz	NEMA 1								

Approvals

Accessories

			D 4/8.P.ADO		D 1,5/6.P.ADO		D 2,5/8.P.ADO	
			Type	P/N	Type	P/N	Type	P/N
1	End section	yellow	FEMAD3	th. 3 mm 1SNA **199 343** R**0700**				
		grey	FEMAD3	th. 3 mm 1SNA **199 341** R**0500**				
R	See section on marking	Marking mode	RTM7	RC810 RCAL85				

Insulation displacement

Heavy duty switch terminal blocks with blade

ADO - ADO

DIN 3

D 1/5.SNT2...ADO

Spacing 5 mm +0,05 .198"
ADO wire size
0,22 - 1 mm²
24 - 18 AWG

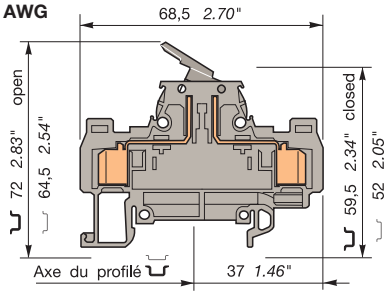

Colour	Type	Part numbers
With DIA. 2 mm test on two sides.		
Grey	**D 1/5.SNT2.ADO**	1SNA **399 231** R**07**00
Orange	**D 1/5.SNT2.ADO**	1SNA **399 232** R**00**00
With DIA. 2.3 mm test on two sides.		
Grey	**D 1/5.SNT23.ADO**	1SNA **399 233** R**01**00

Colour	Type	Part numbers

End stop		th. 9 mm	**BADL**	1SNA **399 903** R**02**00
End stop		th. 10 mm	**BAM2**	1SNA **399 967** R**01**00
Rail		35 x 7,5 x 1	**PR3.Z2**	1SNA **174 300** R**17**00
Rail		35 x 15 x 2,3	**PR4**	1SNA **168 500** R**12**00
Rail		35 x 15 x 1,5	**PR5**	1SNA **168 700** R**22**00

Other end stops, rails and accessories : see section on accessories.

Notes

For two wire connection max., the wires need to be of the same gage and nature (rigid or flexible). Terminal block body material is UL 94 V0.

Characteristics

Wire size		IEC NFC	IEC DIN	UL/CSA
Screw	Rigid			
	Flexible			
ADO	Rigid	0,2-1 mm²		24-18 AWG
	Flexible	0,22-1 mm²		24-18 AWG

Voltage			
Rated	320 V		300 V
Impulse withstand	4 kV		
Pollution degree	3		

Current			
Rated	10 A		

Wire size			
Rated	1 mm²		18 AWG

Wire stripping length (screw)	Recommended screwdriver	Recommended torque	protection
			IP 20
			NEMA 1

Characteristics

Wire size		IEC NFC	IEC DIN	UL/CSA
Screw	Rigid			
	Flexible			
ADO	Rigid			
	Flexible			

Voltage			
Rated			
Impulse withstand			
Pollution degree			

Current			
Rated			

Wire size			
Rated			

Wire stripping length (screw)	Recommended screwdriver	Recommended torque	protection

Accessories

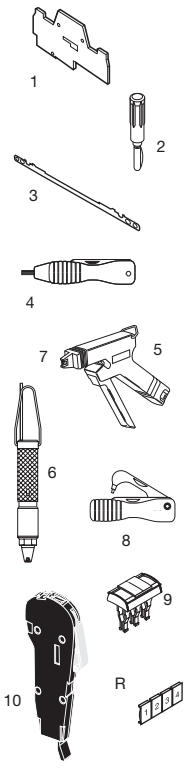

		Type			Part numbers
1	End section grey	FEDAD5		th. 2 mm	1SNA **199 354** R**02**00
	orange	FEDAD5		th. 2 mm	1SNA **199 355** R**03**00
	blue	FEDAD5		th. 2 mm	1SNA **199 590** R**24**00
2	Test plug	FC2	(1)	DIA. 2 mm	1SNA **007 865** R**26**00
3	Shielding connector	CDB2		th. 0,8 mm	1SNA **179 635** R**07**00
4	Hand tool kit	OUMAD			1SNA **179 466** R**06**00
5	Semi-automatic tool	OUPAD			1SNA **178 944** R**04**00
6	Pneumatic tool kit	OUTAD			1SNA **205 710** R**11**00
7	Replacement head kit	OUTA			1SNA **205 284** R**03**00
8	Extraction tool kit	EXAD2			1SNA **205 721** R**00**00
9	Screwless jumper bar	BJADO5.2	13,5 A	2 poles	1SNA **205 955** R**03**00
	to be inserted into ADO jaw	BJADO5.3	13,5 A	3 poles	1SNA **205 956** R**04**00
	orange IP20	BJADO5.4	13,5 A	4 poles	1SNA **205 957** R**05**00
		BJADO5.5	13,5 A	5 poles	1SNA **205 958** R**16**00
		BJADO5.10	13,5 A	10 poles	1SNA **205 963** R**03**00
		BJADO5.20	13,5 A	20 poles	1SNA **205 973** R**05**00
10	Test connector	CEADO.5			1SNA **399 345** R**11**00
		CEADOE			1SNA **399 341** R**15**00
R	See section on markers marking method	RC55		RC510	

(1) Only for terminal blocks with test DIA. 2 mm.

Heavy duty switch terminal blocks

with blade insulation displacement

ADO - ADO

DIN 3

End stop		th. 9 mm	**BADL**	1SNA **399 903** R0200
End stop		th. 10 mm	**BAM2**	1SNA **399 967** R0100
Rail		35 x 7,5 x 1	**PR3.Z2**	1SNA **174 300** R1700
Rail		35 x 15 x 2,3	**PR4**	1SNA **168 500** R1200
Rail		35 x 15 x 1,5	**PR5**	1SNA **168 700** R2200

Other end stops, rails and accessories : see section on accessories.

Notes

Standard blocks 6 or 8 mm spacing. For two wires connections, the wires need to be of the same gage and nature (solid or standed). Terminal block body material is UL 94 V0.

** Black marking for wire size 1 - 2,5 mm² (16 - 14 AWG)*

D 1,5/6.SNT2...ADO

Spacing 6 mm +0,05 .238"
ADO wire size
0,34 - 1,5 mm²
22 - 16 AWG

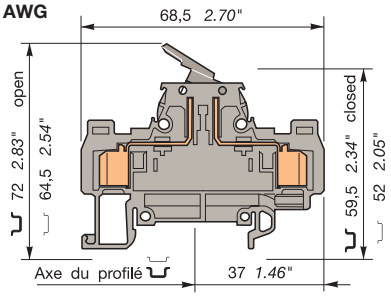

Colour		Type	Part numbers
With DIA. 2 mm test on two sides.			
Grey		**D 1,5/6.SNT2.ADO**	1SNA **199 144** R2000
Bleu		**D 1,5/6.SNT2.ADO**	1SNA **199 591** R1100
Orange		**D 1,5/6.SNT2.ADO**	1SNA **199 145** R2100
With DIA. 2.3 mm test on two sides.			
Grey		**D 1,5/6.SNT23.ADO**	1SNA **199 146** R2200

Characteristics

Wire size		IEC NFC DIN	UL	CSA
Screw	Rigid			
	Flexible			
ADO	Rigid	0,34-1,5 mm²	22-16 AWG	22-16 AWG
	Flexible	0,34-1,5 mm²	22-16 AWG	22-16 AWG

Voltage			
Rated	500 V	600 V	600 V
Impulse withstand	6 kV		
Pollution degree	3		

Current			
Rated	10 A	8 A	10 A

Wire size			
Rated	1,5 mm²	16 AWG	16 AWG

Wire stripping lenght (screw)	Recommended screwdriver	Recommended torque (screw)	Protection
			IP 20
			NEMA 1

D 2,5/8.SNT2...ADO

Spacing 8 mm +0,05 .315"
ADO wire size
1 - 2,5 mm²
16 - 14 AWG

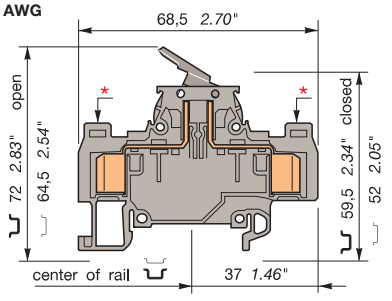

Colour		Type	Part numbers
With DIA. 2 mm test on two sides.			
Grey		**D 2,5/8.SNT2.ADO**	1SNA **199 231** R2700
Orange		**D 2,5/8.SNT2.ADO**	1SNA **199 232** R2000
With DIA. 2.3 mm test on two sides.			
Grey		**D 2,5/8.SNT23.ADO**	1SNA **199 233** R2100

Characteristics

Wire size		IEC NFC DIN	UL	CSA
Screw	Rigid			
	Flexible			
ADO	Rigid	1-2,5 mm²	16-14 AWG	16-14 AWG
	Flexible	1-2,5 mm²	16-14 AWG	16-14 AWG

Voltage			
Rated	500 V	600 V	600 V
Impulse withstand	6 kV		
Pollution degree	3		

Current			
Rated	15 A	15 A	15 A

Section			
Rated	2,5 mm²	16 AWG	16 AWG

Wire stripping lenght (screw)	Recommended screwdriver	Recommended torque (screw)	Protection
			IP 20
			NEMA 1

Accessories

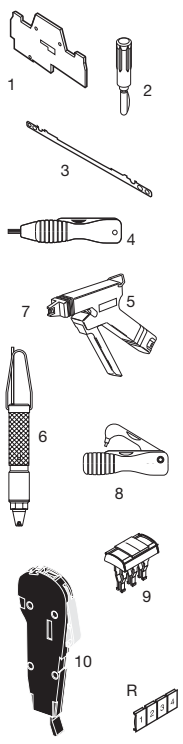

		Type			Part numbers	Type		Part numbers
1	End section grey	FEDAD5		th. 2 mm	1SNA **199 354** R0200	FEDAD5	th. 2 mm	1SNA **199 354** R0200
	orange	FEDAD5		th. 2 mm	1SNA **199 355** R0300	FEDAD5	th. 2 mm	1SNA **199 355** R0300
	blue	FEDAD5		th. 2 mm	1SNA **199 590** R2400	FEDAD5	th. 2 mm	1SNA **199 590** R2400
2	Test plug	FC2 (1)		DIA. 2 mm	1SNA **007 865** R2600	FC2 (1)	DIA. 2 mm	1SNA **007 865** R2600
3	Shielding connector	CDB2		th. 0,8 mm	1SNA **179 635** R0700			
4	Hand tool kit	OUMAD			1SNA **179 466** R0600	OUMAD		1SNA **179 466** R0600
5	Semi automatique tool	OUPAD			1SNA **178 944** R0400	OUPAD		1SNA **178 944** R0400
6	Pneumatic tool kit	OUTAD			1SNA **205 710** R1100	OUTAD		1SNA **205 710** R1100
7	Replacement head kit	OUTA			1SNA **205 284** R0300	OUTA		1SNA **205 284** R0300
8	Extraction head kit	EXAD2			1SNA **205 721** R0000	EXAD2		1SNA **205 721** R0000
9	Screwless jumper bar to be inserted into ADO jaw orange IP20	BJADO6.2	17,5 A	2 poles	1SNA **205 974** R0600			
		BJADO6.3	17,5 A	3 poles	1SNA **205 975** R0700			
		BJADO6.4	17,5 A	4 poles	1SNA **205 976** R0000			
		BJADO6.5	17,5 A	5 poles	1SNA **205 977** R0100			
		BJADO6.10	17,5 A	10 poles	1SNA **205 982** R2700			
		BJADO6.20	17,5 A	20 poles	1SNA **205 992** R2100			
10	Test connector	CEADO.6			1SNA **399 346** R1200			
		CEADOE			1SNA **399 341** R1500			
R	See section on markers Marking method	RC610				RCAL85 RC810		

(1) Only for terminal blocks with test DIA. 2 mm.

Heavy duty switch terminal blocks

with blade insulation displacement

ADO - ADO

DIN 3

D 2,5/8.SNT2.ADO0.ADO2

Spacing 8 mm +0,05 .315"

ADO wire size
0,22 - 1 mm²
14 - 18 AWG

ADO wire size
1 - 2,5 mm²
16 - 14 AWG

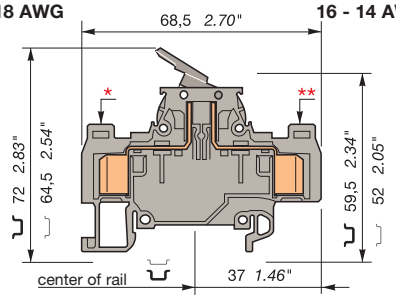

Colour	Type	Part numbers
With DIA. 2 mm test on two sides.		
Grey	D 2,5/8.SNT2.ADO0.ADO2	1SNA 399 754 R1300

Colour	Type	Part numbers

End stop	th. 9 mm	BADL	1SNA 399 903 R0200
End stop	th. 10 mm	BAM2	1SNA 399 967 R0100
Rail	35 x 7,5 x 1	PR3.Z2	1SNA 174 300 R1700
Rail	35 x 15 x 2,3	PR4	1SNA 168 500 R1200
Rail	35 x 15 x 1,5	PR5	1SNA 168 700 R2200

Other end stops, rails and accessories : see section on accessories.

Characteristics

Wire size		IEC NFC DIN	UL	CSA
Screw	Rigid			
	Flexible			
ADO	Rigid	1-2,5 mm²	16-14 AWG	16-14 AWG
	Flexible	1-2,5 mm²	16-14 AWG	16-14 AWG

Voltage			
Rated	500 V	600 V	600 V
Impulse withstand	6 kV		
Pollution degree	3		

Current			
Rated	10 A	10 A	10 A

Wire size			
Rated	1 mm²	14 AWG	14 AWG

Wire stripping length (screw)	Recommended screwdriver	Recommended torque (screw)	Protection
			IP 20
			NEMA 1

Characteristics

Wire size		IEC NFC DIN	UL	CSA
Screw	Rigid			
	Flexible			
ADO	Rigid			
	Flexible			

Voltage			
Rated			
Impulse withstand			
Pollution degree			

Current			
NoRatedminale			

Section			
Rated			

Wire stripping length (screw)	Recommended screwdriver	Recommended torque (screw)	Protection

Notes

Standard blocks 8 mm spacing. For two wires connections, the wires need to be of the same gage and nature (solid or standed). Terminal block body material is UL 94 V0.

Accessories

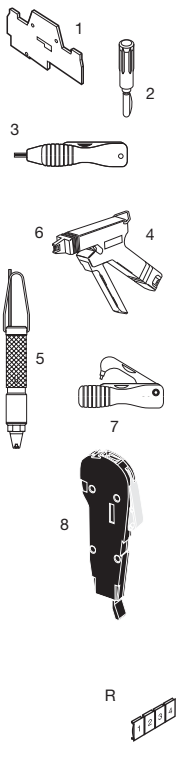

			Type		Part numbers
1	End section	grey	FEDAD5	th. 2 mm	1SNA 199 354 R0200
		orange	FEDAD5	th. 2 mm	1SNA 199 355 R0300
		blue	FEDAD5	th. 2 mm	1SNA 199 590 R2400
2	Test plug		FC2 (1)	DIA. 2 mm	1SNA 007 865 R2600
3	Hand tool kit		OUMAD		1SNA 179 466 R0600
4	Semi automatic tool		OUPAD		1SNA 178 944 R0400
5	Pneumatic tool kit		OUTAD		1SNA 205 710 R1100
6	Replacement head kit		OUTA		1SNA 205 284 R0300
7	Extraction head kit		EXAD2		1SNA 205 721 R0000
8	Test connector		CEADO.8		1SNA 399 348 R2400
			CEADOE		1SNA 399 341 R1500

A.D.O.0 wire size
0,22 - 1 mm²
14 - 18 AWG

A.D.O.2 wire size
1 - 2,5 mm²
16 - 14 AWG

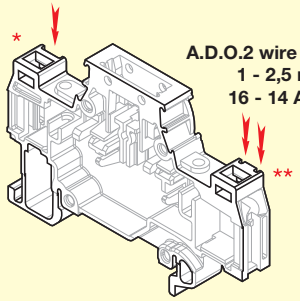

R See section on markers Marking method

RCAL85 RC810

(1) Only for terminal blocks with test DIA. 2 mm.

Selection guide for different types of plugs

	Types of plugs	Types of fuses	D 1/5.S.ADO	D 1/5.SFAT2.ADO	D 1,5/6.S.ADO	D 2,5/8.S.ADO
Switching function	Short-circuit plug				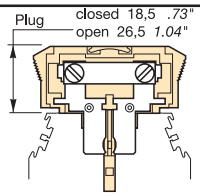 **BNC62** without test 1SNA **196 853** R**1400**	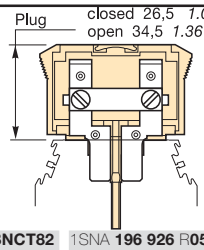 **BNCT82** with test 1SNA **196 926** R**0500**
Fuse protection function	Plug with solder tags and screws (1)	Soldered fuses type **FUBS** - 0,5 to 5 A - 250 V Flat fuses type **FUPLV** - 1 to 5 A - 250 V	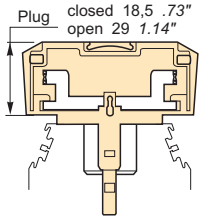 **BNS.D5** 1SNA **295 381** R**2600**		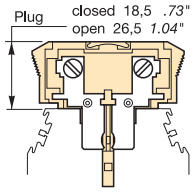 **BNSV62** 1SNA **196 854** R**1500**	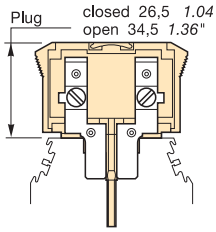 **BNSV82** 1SNA **196 927** R**0600**
	Fuse holder plug	Automotive miniature fuses (2) type **FUAUTO** 2 A to 3 A - 32 V maxi		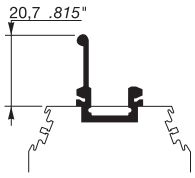 **BF5AUTO** black 1SNA **299 877** R**0300**	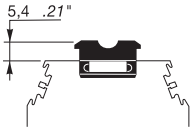 **BFAUTO** black 1SNA **299 486** R**2400**	
	Fuse holder plug	Fuses 5 x 20 type **FU520** - 0,5 to 5 A - 250 V Fuses 5 x 25 type **FU525** - 1,6 to 6,3 A - 250 V			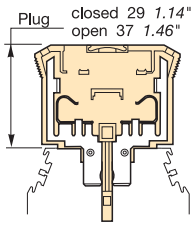 **BNF652** 1SNA **196 998** R**1600** **BNF652D** (3) 1SNA **196 999** R**1700** **BNF652D1**(4) 1SNA **196 966** R**1500** **BNF652L** (5) 1SNA **196 967** R**1600**	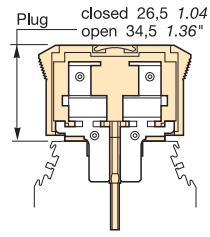 **BNF52** 1SNA **196 924** R**0300**

Types of fuses

Soldered fuses

FUBS	0,5	A	1SNA **174 893** R**1600**
FUBS	1	A	1SNA **174 894** R**1700**
FUBS	2	A	1SNA **174 895** R**1000**
FUBS	3	A	1SNA **174 896** R**1100**
FUBS	5	A	1SNA **174 897** R**1200**

Flat fuses

FUPLV	1	A	1SNA **008 096** R**2000**
FUPLV	2	A	1SNA **008 097** R**2100**
FUPLV	5	A	1SNA **008 098** R**0200**

Fuses 5 x 20 mm

FU520	0,5	A	1SNA **008 288** R**1500**
FU520	1	A	1SNA **008 290** R**1300**
FU520	2	A	1SNA **008 291** R**0000**
FU520	3.15	A	1SNA **008 289** R**1600**
FU520	5	A	1SNA **008 292** R**0100**

Automotive miniature fuses

FUAUTO	2	A	1SNA **179 879** R**1400**
FUAUTO	3	A	1SNA **179 880** R**0200**

Fuses 5 x 25 mm

FU525	1.6	A	1SNA **167 546** R**2200**
FU525	2	A	1SNA **167 547** R**2300**
FU525	2.5	A	1SNA **167 548** R**0400**
FU525	4	A	1SNA **167 549** R**0500**
FU525	6.3	A	1SNA **167 550** R**0200**

Nota : (1) Compatible with electronic components max.diameter or thickness for components : - plug BNSV62 : 4 mm/.157" max.
- plug BNSV82 : 6 mm /.236"max.
(2) For all fuses, the dissipated load should remain under 0,8 W. (3) with led 24 V AC/DC. (4) with led 48 V AC/DC. (5) avec neon lamp 110-230 V AC/DC.

Insulation displacement

Heavy duty switch terminal blocks with plug

ADO - ADO

DIN 3

End stop		th. 9 mm	**BADL**	1SNA **399 903** R02**00**
End stop		th. 10 mm	**BAM2**	1SNA **399 967** R01**00**
Rail		35 x 7,5 x 1	**PR3.Z2**	1SNA **174 300** R17**00**
Rail		35 x 15 x 2,3	**PR4**	1SNA **168 500** R12**00**
Rail		35 x 15 x 1,5	**PR5**	1SNA **168 700** R22**00**

Other end stops, rails and accessories : see section on accessories.

Notes

For two wire connection max., the wires need to be of the same gage and nature (rigid or flexible). Terminal block body material is UL 94 V0.

D 1/5.S.ADO

Spacing 5 mm +0,05 .198"
ADO wire size
0,22 - 1 mm²
24 - 18 AWG

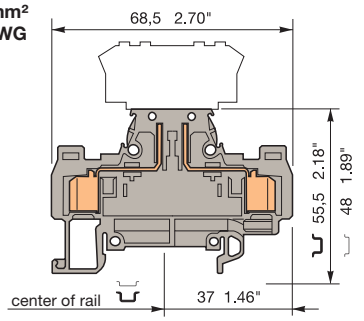

Colour	Type	Part number
Grey	**D 1/5.S.ADO**	1SNA **399 235** R03**00**

Characteristics

Wire size

		IEC NFC	IEC DIN	UL/CSA
Screw	Rigid			
	Flexible			
ADO	Rigid	0,2-1 mm²		24-18 AWG
	Flexible	0,22-1 mm²		24-18 AWG

Voltage

Rated	500 V (3)		
Impulse withstand	4 kV		
Pollution degree	3		

Current

Rated	10 A	

Wire size

Rated	1 mm²	

Wire strip. length	Recomm. screwdriver	Weight	Protection
		9 g	IP 20
		.32 oz	*NEMA 1*

Characteristics

Wire size

		IEC NFC	IEC DIN	UL/CSA
Screw	Rigid			
	Flexible			
ADO	Rigid			
	Flexible			

Voltage

Rated			
Impulse withstand			
Pollution degree			

Current

Rated		

Wire size

Rated		

Wire strip. length	Recomm. screwdriver	Weight	Protection

Accessories

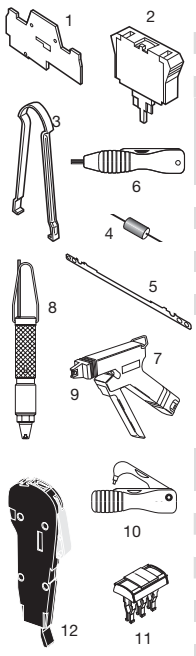

		Type		Part numbers
1	End section grey	FEDAD5	th. 2 mm	1SNA **199 354** R02**00**
	orange	FEDAD5	th. 2 mm	1SNA **199 355** R03**00**
2	Fuse-holder plug	BNS.D5	th. 5 mm	1SNA **295 381** R26**00**
3	Plug extractor	EXBN2		1SNA **171 018** R20**00**
4	Soldered fuses	FUBS	0.5 A	1SNA **174 893** R16**00**
		FUBS	1 A	1SNA **174 894** R17**00**
		FUBS	2 A	1SNA **174 895** R10**00**
		FUBS	3 A	1SNA **174 896** R11**00**
		FUBS	5 A	1SNA **174 897** R12**00**
5	Shielding connector	CBD2	th. 0,8 mm	1SNA **179 635** R07**00**
6	Hand tool kit	OUMAD		1SNA **179 466** R06**00**
7	Semi-automatic tool	OUPAD		1SNA **178 944** R04**00**
8	Pneumatic tool kit	OUTAD		1SNA **205 710** R11**00**
9	Replacement head kit	OUTA		1SNA **205 284** R03**00**
10	Extraction tool kit	EXAD2		1SNA **205 721** R00**00**
11	Screwless jumper bar to be inserted into ADO jaw orange IP20	BJADO5.2	13,5 A 2 poles	1SNA **205 955** R03**00**
		BJADO5.3	13,5 A 3 poles	1SNA **205 956** R04**00**
		BJADO5.4	13,5 A 4 poles	1SNA **205 957** R05**00**
		BJADO5.5	13,5 A 5 poles	1SNA **205 958** R16**00**
		BJADO5.10	13,5 A 10 poles	1SNA **205 963** R03**00**
		BJADO5.20	13,5 A 20 poles	1SNA **205 973** R05**00**
12	Test connector	CEADO.5		1SNA **399 345** R11**00**
		CEADOE		1SNA **399 341** R15**00**

R

R See section on markers marking method

RC55 RC510

(3) Terminal block insulating voltage. Working voltage according to fuse.

Heavy duty switch terminal blocks

with blade insulation displacement

ADO - ADO

DIN 3



End stop		th. 9 mm	**BADL**	1SNA **399 903** R02**00**
End stop		th. 10 mm	**BAM2**	1SNA **399 967** R01**00**
Rail		35 x 7,5 x 1	**PR3.Z2**	1SNA **174 300** R17**00**
Rail		35 x 15 x 2,3	**PR4**	1SNA **168 500** R12**00**
Rail		35 x 15 x 1,5	**PR5**	1SNA **168 700** R22**00**

Other end stops, rails and accessories : see section on accessories.

Notes

Standard block 6 and 8 mm. For two wire connections, the wires need to be of the same gage and nature (rigid or flexible). Terminal block body material is UL 94 V0.

** Black marking for wire size 1-2,5 mm² (16-14 AWG)*

D 1,5/6.S.ADO

Spacing 6 mm +0,05 .238"
ADO wire size
0,34 - 1,5 mm²
22 - 16 AWG

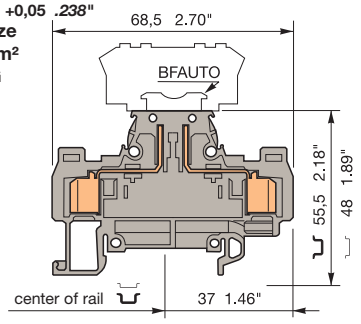

Switch connection block 6 mm by polarized plug, delivered separately.

Colour	Type	Part number
Grey	**D 1,5/6.S.ADO**	1SNA **199 142** R26**00**

Characteristics

Wire size

		IEC NFC DIN	UL	CSA
Screw	Rigid			
	Flexible			
ADO	Rigid	0,34-1,5 mm²	22-16 AWG	22-16 AWG
	Flexible	0,34-1,5 mm²	22-16 AWG	22-16 AWG

Voltage

Rated	500 V (3)	600 V	600 V
Impulse withstand	6 kV		
Pollution degree	3		

Current

Rated	10 A	8 A	10 A

Wire size

Rated	1,5 mm²	16 AWG	16 AWG

Wire strip. length	Recomm. screwdriver	Weight	Protection
		10 g	IP 20
		.35 oz	NEMA 1

D 2,5/8.S.ADO

Spacing 8 mm +0,05 .315"
ADO wire size
1 - 2,5 mm²
16 - 14 AWG

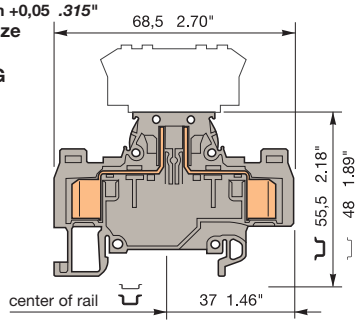

Switch connection block 8 mm by polarized plug, delivered separately.

Colour	Type	Part number
Grey	**D 2,5/8.S.ADO**	1SNA **199 164** R24**00**
Orange	**D 2,5/8.S.ADO**	1SNA **199 163** R23**00**

Characteristics

Wire size

		IEC NFC DIN	UL	CSA
Screw	Rigid			
	Flexible			
ADO	Rigid	1-2,5 mm²	16-14 AWG	16-14 AWG
	Flexible	1-2,5 mm²	16-14 AWG	16-14 AWG

Voltage

Rated	500 V (3)	600 V	600 V
Impulse withstand	6 kV		
Pollution degree	3		

Current

Rated	15 A	15 A	15 A

Section

Rated	2,5 mm²	14 AWG	14 AWG

Wire strip. length	Recomm. screwdriver	Weight	Protection
		13 g	IP 20
		.46 oz	NEMA 1

Accessories

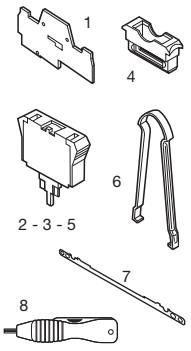

		Type		Part numbers	Type		Part numbers
1	End section grey	FEDAD5	th. 2 mm	1SNA **199 354** R02**00**	FEDAD5	th. 2 mm	1SNA **199 354** R02**00**
2	Short-circuit plug (2)	BNC62	th. 6 mm	1SNA **196 853** R14**00**	BNCT82	th. 8 mm	1SNA **196 926** R05**00**
3	Fuse-holder plug *(for soldered fuse or flat fuse)* (2)	BNSV62	th. 6 mm	1SNA **196 854** R15**00**	BNSV82	th. 8 mm	1SNA **196 927** R06**00**
4	Fuse-holder plug (automotive) (2)	BFAUTO	black	1SNA **299 486** R24**00**			
5	Fuse-holder plug *(for fuses 5 x 20 or 5 x 25)* (2)	BNF652	th. 6 mm	1SNA **196 998** R16**00**	BNF52	th. 8 mm	1SNA **196 924** R03**00**
	BNF652 whith LED 24 V AC/DC	BNF652D (1)	th. 6 mm	1SNA **196 999** R17**00**			
	BNF652 with LED 48 V AC/DC	BNF652D1 (1)	th. 6 mm	1SNA **196 966** R15**00**			
	BNF652 with neon lighting 110-230VAC/DC	BNF652L (1)	th. 6 mm	1SNA **196 967** R16**00**			
6	Plug extractor	EXBN2		1SNA **171 018** R20**00**	EXBN2		1SNA **171 018** R20**00**
7	Shielding connector	CBD2	th. 0,8 mm	1SNA **179 635** R07**00**			
8	Hand tool kit	OUMAD		1SNA **179 466** R06**00**	OUMAD		1SNA **179 466** R06**00**
9	Semi automatic tool	OUPAD		1SNA **178 944** R04**00**	OUPAD		1SNA **178 944** R04**00**
10	Pneumatic tool	OUTAD		1SNA **205 710** R11**00**	OUTAD		1SNA **205 710** R11**00**
11	Replacement head kit	OUTA		1SNA **205 284** R03**00**	OUTA		1SNA **205 284** R03**00**
12	Extraction head kit	EXAD2		1SNA **205 721** R00**00**	EXAD2		1SNA **205 721** R00**00**
13	Screwless jumper bar to be inserted into ADO jaw orange IP20	BJADO6.2	17,5 A 2 poles	1SNA **205 974** R06**00**			
		BJADO6.3	17,5 A 3 poles	1SNA **205 975** R07**00**			
		BJADO6.4	17,5 A 4 poles	1SNA **205 976** R00**00**			
		BJADO6.5	17,5 A 5 poles	1SNA **205 977** R01**00**			
		BJADO6.10	17,5 A 10 poles	1SNA **205 982** R27**00**			
		BJADO6.20	17,5 A 20 poles	1SNA **205 992** R21**00**			
14	Test connector	CEADO.6		1SNA **399 346** R12**00**			
		CEADOE		1SNA **399 341** R15**00**			
R	See section on markers Marking method	RC610 RC65			RCAL85 RC810		

(1) Leakage current with LED 24 V or 48 V : <1,6 mA and with neon lamp 110 or 230 VAC/DC : < 0,5 mA.
(2) See selection guide for dimensions of plugs and type of fuses to use.
(3) Terminal block insulating voltage, working voltage according to fuse.

Insulation displacement

Heavy duty switch terminal blocks with fuse-holder plug for automotive

Mini Fuse

ADO - ADO

DIN 3

D 1/5.SFAT2...ADO

Spacing 5 mm +0,05 .198"
ADO wire size
0,22 - 1 mm²
24-18 AWG

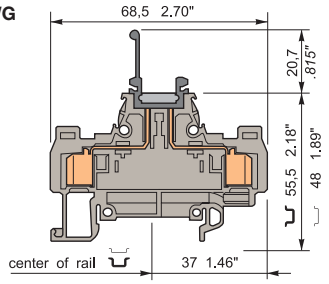

Colour	Type	Part numbers
With DIA. 2 mm test on two sides.		
Grey	D 1/5.SFAT2.ADO	1SNA 399 242 R1200
Orange	D 1/5.SFAT2.ADO	1SNA 399 241 R1100
With DIA. 2.3 mm test on two sides.		
Grey	D 1/5.SFAT23.ADO	1SNA 399 243 R1300

End stop		th. 9 mm	BADL	1SNA 399 903 R0200
End stop		th. 10 mm	BAM2	1SNA 399 967 R0100
Rail		35 x 7,5 x 1	PR3.Z2	1SNA 174 300 R1700
Rail		35 x 15 x 2,3	PR4	1SNA 168 500 R1200
Rail		35 x 15 x 1,5	PR5	1SNA 168 700 R2200

Other end stops, rails and accessories : see section on accessories.

Notes

For two wire connection max., the wires need to be of the same gage and nature (rigid or flexible). Terminal block body material is UL 94 V0.

Characteristics

Wire size		IEC NFC	IEC DIN	UL/CSA
Screw	Rigid			
	Flexible			
ADO	Rigid	0,2-1 mm²		24-18 AWG
	Flexible	0,22-1 mm²		24-18 AWG

Voltage			
Rated	500 V (2)		150 V (2)
Impulse withstand	6 kV		
Pollution degree	3		

Current		
Rated	10 A	7 A

Wire size			
Rated	1 mm²		

Wire strip. length	Recomm. screwdriver	Weight	Protection
		10 g	IP 20
		.35 oz	NEMA 1

Characteristics

Wire size		IEC NFC	IEC DIN	UL/CSA
Screw	Rigid			
	Flexible			
ADO	Rigid			
	Flexible			

Voltage			
Rated			
Impulse withstand			
Pollution degree			

Current		
Rated		

Wire size			
Rated			

Wire strip. length	Recomm. screwdriver	Weight	Protection

Accessories

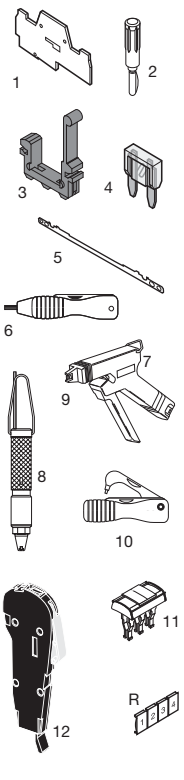

		Type			Part numbers
1	End section grey	FEDAD5	th. 2 mm		1SNA 199 354 R0200
	orange	FEDAD5	th. 2 mm		1SNA 199 355 R0300
2	Test plug	FC2 (1)	DIA. 2 mm		1SNA 007 865 R2600
3	Fuse-holder plug black	BF5AUTO			1SNA 299 877 R0300
4	Mini Fuse - 32 V max.	FUAUTO	2 A		1SNA 179 879 R1400
		FUAUTO	3 A		1SNA 179 880 R0200
5	Shielding connector	CDB2	th. 0,8 mm		1SNA 179 635 R0700
6	Hand tool kit	OUMAD			1SNA 179 466 R0600
7	Semi-automatic tool kit	OUPAD			1SNA 178 944 R0400
8	Pneumatic tool kit	OUTAD			1SNA 205 710 R1100
9	Replacement head kit	OUTA			1SNA 205 284 R0300
10	Extraction tool kit	EXAD2			1SNA 205 721 R0000
11	Screwless jumper bar to be inserted into ADO jaw orange IP20	BJADO5.2	17,5 A	2 poles	1SNA 205 955 R0300
		BJADO5.3	17,5 A	3 poles	1SNA 205 956 R0400
		BJADO5.4	17,5 A	4 poles	1SNA 205 957 R0500
		BJADO5.5	17,5 A	5 poles	1SNA 205 958 R1600
		BJADO5.10	17,5 A	10 poles	1SNA 205 963 R0300
		BJADO5.20	17,5 A	20 poles	1SNA 205 973 R0500
12	Test connector	CEADO.5			1SNA 399 345 R1100
		CEADOE			1SNA 399 341 R1500
R	See section on markers marking method				

(1) Only for terminal blocks with test DIA. 2 mm.
(2) Terminal block insulating voltage. Working voltage according to fuse (32 V max.).

Terminal blocks Insulation Displacement

Fuse blocks for 5 x 20 and 5 x 25 fuses

ADO - ADO

DIN 3

End stop		th. 9 mm	**BADL**	1SNA **399 903** R02**00**
End stop		th. 10 mm	**BAM2**	1SNA **399 967** R01**00**
Rail		35 x 7,5 x 1	**PR3.Z2**	1SNA **174 300** R17**00**
Rail		35 x 15 x 2,3	**PR4**	1SNA **168 500** R12**00**
Rail		35 x 15 x 1,5	**PR5**	1SNA **168 700** R22**00**

Other end stops, rails and accessories : see section on accessories.

Notes

Standard blocks 8 mm spacing. For two wires connections, the wires need to be of the same gage and nature (solid or standed). Terminal block body material is UL 94 V0.

On all the blocks a DIA. 2 or 2.3 mm test across the grip can be performed.

D 1,5/8.SFT.ADO

Spacing 8 mm +0,05 .315"
ADO wire size
0,34 - 1,5 mm²
22 - 16 AWG

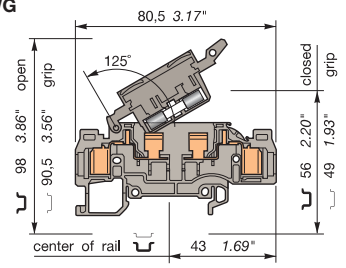

Colour	Type	Part numbers
With DIA. 2 or 2.3 mm screw test socket for test		
Grey	**D 1,5/8.SFT.ADO**	1SNA **199 208** R11**00**
Orange	**D 1,5/8.SFT.ADO**	1SNA **199 209** R12**00**

D 1,5/8.SF...T.ADO

Spacing 8 mm +0,05 .315"
ADO wire size
0,34 - 1,5 mm²
22 - 16 AWG

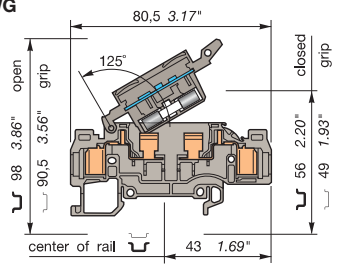

Colour	Type	Part numbers
With DIA. 2 or 2.3 mm screw test socket for test		
Grey (1)	**D 1,5/8.SFLT.ADO**	1SNA **199 211** R23**00**
Grey (2)	**D 1,5/8.SFDT.ADO**	1SNA **199 212** R24**00**
Grey (3)	**D 1,5/8.SFD1T.ADO**	1SNA **199 213** R25**00**

Characteristics

Wire size		IEC NFC DIN	UL	CSA
Screw				
ADO	Rigid	0,34-1,5 mm²	22-16 AWG	22-16 AWG
	Flexible	0,34-1,5 mm²	22-16 AWG	22-16 AWG
Voltage				
Rated		630 V (4)	600 V (4)	600 V (4)
Impulse withstand		8 kV		
Pollution degree		3		
Current				
Rated		6,3 A	8 A	10 A
Wire size				
Rated / Gauge		1,5 mm²	16 AWG	16 AWG

Wire strip. length	Recomm. screwdriver	Weight	Protection
		15 g	IP 20
		.53 oz	NEMA 1

Characteristics

Wire size		IEC NFC DIN	UL	CSA
Screw				
ADO	Rigid	0,34-1,5 mm²	22-16 AWG	22-16 AWG
	Flexible	0,34-1,5 mm²	22-16 AWG	22-16 AWG
Voltage				
Rated		500 V (4)	600 V (4)	600 V (4)
Impulse withstand		6 kV		
Pollution degree		3		
Current				
Rated		6,3 A	8 A	10 A
Wire size				
Rated / Gauge		1,5 mm²	16 AWG	16 AWG

Wire strip. length	Recomm. screwdriver	Weight	Protection
		16 g	IP 20
		.56 oz	NEMA 1

Accessories

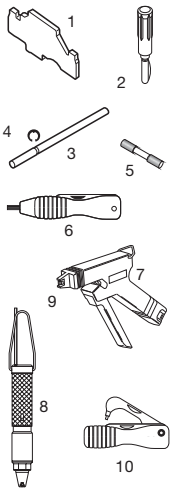

			Type		P/N	Type		P/N
1	End section	gris	FEDAD7	th. 1,5 mm	1SNA **199 382** R27**00**	FEDAD7	th. 1,5 mm	1SNA **199 382** R27**00**
2	Test plug		FC2 MC	DIA. 2 mm	1SNA **107 239** R03**00**	FC2 MC	DIA. 2 mm	1SNA **107 239** R03**00**
3	Assembly rod		TGA8	2 poles	1SNA **168 672** R11**00**	TGA8	2 poles	1SNA **168 672** R11**00**
			TGA8	3 poles	1SNA **168 673** R12**00**	TGA8	3 poles	1SNA **168 673** R12**00**
			TGA8	4 poles	1SNA **168 674** R13**00**	TGA8	4 poles	1SNA **168 674** R13**00**
4	Assembly ring		ANT		1SNA **168 675** R14**00**	ANT		1SNA **168 675** R14**00**
5	5x20 fuses - 250 V		FU520	0,5 A	1SNA **008 288** R15**00**	FU520	0,5 A	1SNA **008 288** R15**00**
			FU520	1 A	1SNA **008 290** R13**00**	FU520	1 A	1SNA **008 290** R13**00**
			FU520	2 A	1SNA **008 291** R00**00**	FU520	2 A	1SNA **008 291** R00**00**
			FU520	3,15 A	1SNA **008 289** R16**00**	FU520	3,15 A	1SNA **008 289** R16**00**
			FU520	5 A	1SNA **008 292** R01**00**	FU520	5 A	1SNA **008 292** R01**00**
	5x25 fuses - 250 V		FU525	1,6 A	1SNA **167 546** R22**00**	FU525	1,6 A	1SNA **167 546** R22**00**
			FU525	2 A	1SNA **167 547** R23**00**	FU525	2 A	1SNA **167 547** R23**00**
			FU525	2,5 A	1SNA **167 548** R04**00**	FU525	2,5 A	1SNA **167 548** R04**00**
			FU525	4 A	1SNA **167 549** R05**00**	FU525	4 A	1SNA **167 549** R05**00**
			FU525	6,3 A	1SNA **167 550** R02**00**	FU525	6,3 A	1SNA **167 550** R02**00**
6	Hand tool kit		OUMAD		1SNA **179 466** R06**00**	OUMAD		1SNA **179 466** R06**00**
7	Semi automatic tool		OUPAD		1SNA **178 944** R04**00**	OUPAD		1SNA **178 944** R04**00**
8	Pneumatic tool kit		OUTAD		1SNA **205 710** R11**00**	OUTAD		1SNA **205 710** R11**00**
9	Replacement head kit		OUTA		1SNA **205 284** R03**00**	OUTA		1SNA **205 284** R03**00**
10	Extraction head kit		EXAD2		1SNA **205 721** R00**00**	EXAD2		1SNA **205 721** R00**00**
11	Test connector		CEADO.8		1SNA **399 348** R24**00**	CEADO.8		1SNA **399 348** R24**00**
			CEADOE		1SNA **399 341** R15**00**	CEADOE		1SNA **399 341** R15**00**
R	See section on markers Marking method		RC810		RCAL85	RC810		RCAL85

(1) Blown-fuse indicator by 110 V - 230 V neon lamp (leakage current with neon lamp < 0,5 mA (110 V) - < 0,7 mA (230 V)).
(2) Blown-fuse indicator by LED 24 V (+24V labeled) (leakage current with LED 24 V or 48 V < 4,5 mA).
(3) Blown-fuse indicator by LED 48 V (+48V labeled) (leakage current with LED 24 V or 48 V < 4,5 mA).
(4) Terminal block insulating voltage.
Working voltage according to fuse.

Terminal blocks Insulation Displacement

Fuse blocks for 5x20 and 5x25 fuses

ADO - ADO

DIN 3

End stop		th. 9 mm	**BADL**	1SNA **399 903** R02**00**
End stop		th. 10 mm	**BAM2**	1SNA **399 967** R01**00**
Rail		35 x 7,5 x 1	**PR3.Z2**	1SNA **174 300** R17**00**
Rail		35 x 15 x 2,3	**PR4**	1SNA **168 500** R12**00**
Rail		35 x 15 x 1,5	**PR5**	1SNA **168 700** R22**00**

Other end stops, rails and accessories : see section on accessories.

Notes

Standard bloc 8 mm. For multiple wire connections, the two wires need to be of the same gage and nature (rigid or flexible). Terminal block body material is UL 94 V0.

On all the blocks a DIA. 2 or 2.3 mm test across the grip can be performed.

Black marking for wire size 1 - 2,5 mm² (16 - 14 AWG)

Accessories

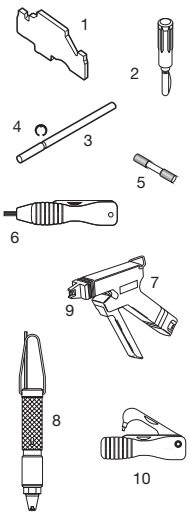

1	End section	grey
2	Test plug	
3	Assembly rod	
4	Assembly ring	
5	5x20 fuses - 250 V	
	5x25 fuses - 250 V	
6	Hand tool kit	
7	Semi automatic tool	
8	Pneumatic tool kit	
9	Replacement head kit	
10	Extraction head kit	

R	See section on markers Marking method

D 2,5/8.SFT.ADO2

Spacing 8 mm +0,05 .315"
ADO wire size
1 - 2,5 mm²
16 - 14 AWG

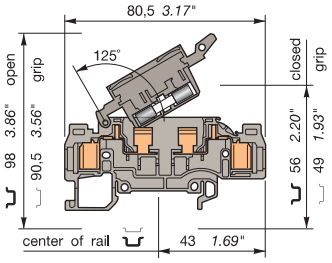

Colour		Type	Part numbers
For test sockets DIA. 2 or DIA. 2,3 mm.			
Grey		**D 2,5/8.SFT.ADO2**	1SNA **199 184** R11**00**
Orange		**D 2,5/8.SFT.ADO2**	1SNA **199 185** R12**00**

Characteristics

Wire size

		IEC NFC DIN	UL	CSA
Screw	Rigid			
	Flexible			
ADO	Rigid	1-2,5 mm²	16-14 AWG	16-14 AWG
	Flexible	1-2,5 mm²	16-14 AWG	16-14 AWG
Voltage				
Rated		630 V (4)	600 V (4)	600 V (4)
Impulse withstand		8 kV		
Pollution degree		3		
Current				
Rated		6,3 A	10 A	10 A
Wire size				
Rated / Gauge		2,5 mm²	14 AWG	14 AWG

Wire strip. length	Recomm. screwdriver	Weight	Protection
		16 g	IP 20
		.56 oz	NEMA 1

Type		P/N
FEDAD7	th. 1,5 mm	1SNA **199 382** R27**00**
FC2 MC	DIA. 2 mm	1SNA **107 239** R03**00**
TGA8	2 poles	1SNA **168 672** R11**00**
TGA8	3 poles	1SNA **168 673** R12**00**
TGA8	4 poles	1SNA **168 674** R13**00**
ANT		1SNA **168 675** R14**00**
FU520	0,5 A	1SNA **008 288** R15**00**
FU520	1 A	1SNA **008 290** R13**00**
FU520	2 A	1SNA **008 291** R00**00**
FU520	3,15 A	1SNA **008 289** R16**00**
FU520	5 A	1SNA **008 292** R01**00**
FU525	1,6 A	1SNA **167 546** R22**00**
FU525	2 A	1SNA **167 547** R23**00**
FU525	2,5 A	1SNA **167 548** R04**00**
FU525	4 A	1SNA **167 549** R05**00**
FU525	6,3 A	1SNA **167 550** R02**00**
OUMAD		1SNA **179 466** R06**00**
OUPAD		1SNA **178 944** R04**00**
OUTAD		1SNA **205 710** R11**00**
OUTA		1SNA **205 284** R03**00**
EXAD2		1SNA **205 721** R00**00**

RC810 RCAL85

D 2,5/8.SF...T.ADO2

Spacing 8 mm +0,05 .315"
ADO wire size
1 - 2,5 mm²
16 - 14 AWG

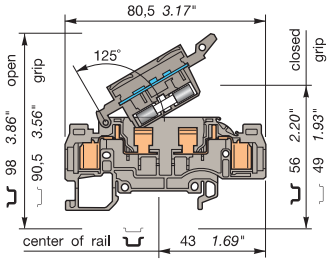

Colour		Type	Part numbers
For test sockets DIA. 2 or DIA. 2,3 mm.			
Grey (1)		**D 2,5/8.SFLT.ADO2**	1SNA **199 187** R14**00**
Grey (2)		**D 2,5/8.SFDT.ADO2**	1SNA **199 188** R25**00**
Grey (3)		**D 2,5/8.SFD1T.ADO2**	1SNA **199 189** R26**00**

Characteristics

Wire size

		IEC NFC DIN	UL	CSA
Screw	Rigid			
	Flexible			
ADO	Rigid	1-2,5 mm²	16-14 AWG	16-14 AWG
	Flexible	1-2,5 mm²	16-14 AWG	16-14 AWG
Voltage				
Rated		500 V (4)	600 V (4)	600 V (4)
Impulse withstand		6 kV		
Pollution degree		3		
Current				
Rated		6,3 A	10 A	10 A
Wire size				
Rated / Gauge		2,5 mm²	14 AWG	14 AWG

Wire strip. length	Recomm. screwdriver	Weight	Protection
		17 g	IP 20
		.60 oz	NEMA 1

Type		P/N
FEDAD7	th. 1,5 mm	1SNA **199 382** R27**00**
FC2	DIA. 2 mm	1SNA **107 239** R03**00**
TGA8	2 poles	1SNA **168 672** R11**00**
TGA8	3 poles	1SNA **168 673** R12**00**
TGA8	4 poles	1SNA **168 674** R13**00**
ANT		1SNA **168 675** R14**00**
FU520	0,5 A	1SNA **008 288** R15**00**
FU520	1 A	1SNA **008 290** R13**00**
FU520	2 A	1SNA **008 291** R00**00**
FU520	3,15 A	1SNA **008 289** R16**00**
FU520	5 A	1SNA **008 292** R01**00**
FU525	1,6 A	1SNA **167 546** R22**00**
FU525	2 A	1SNA **167 547** R23**00**
FU525	2,5 A	1SNA **167 548** R04**00**
FU525	4 A	1SNA **167 549** R05**00**
FU525	6,3 A	1SNA **167 550** R02**00**
OUMAD		1SNA **179 466** R06**00**
OUPAD		1SNA **178 944** R04**00**
OUTAD		1SNA **205 710** R11**00**
OUTA		1SNA **205 284** R03**00**
EXAD2		1SNA **205 721** R00**00**

RC810 RCAL85

(1) Blown-fuse indicator by 110 V - 230 V neon lamp (leakage current with neon lamp < 0,5 mA (110 V) - < 0,7 mA (230 V)).
(2) Blown-fuse indicator by LED 24 V (+24V labeled) (leakage current with LED 24 V or 48 V < 4,5 mA).
(3) Blown-fuse indicator by LED 48 V (+48V labeled) (leakage current with LED 24 V or 48 V < 4,5 mA).
(4) Terminal block insulatig voltage.
Working voltage according to fuse.

Terminal blocks Insulation displacement

"Neutral" switch block

ADO - ADO

DIN 3



D 1,5/8.SNNT.ADO

Spacing 8 mm +0,05 .315"
ADO wire size
0,34 - 1,5 mm²
22 - 16 AWG

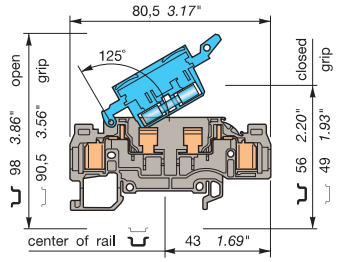

Colour	Type	Part number
With DIA. 2 or 2.3 mm test on two sides.		
Grey body / Blue grip		
☐	**D 1,5/8.SNNT.ADO**	1SNA **199 210** R**0600**

Colour	Type	Part number

End stop	th. 9 mm	**BADL**	1SNA **399 903** R**0200**
End stop	th. 10 mm	**BAM2**	1SNA **399 967** R**0100**
Rail	35 x 7,5 x 1	**PR3.Z2**	1SNA **174 300** R**1700**
Rail	35 x 15 x 2,3	**PR4**	1SNA **168 500** R**1200**
Rail	35 x 15 x 1,5	**PR5**	1SNA **168 700** R**2200**

Other end stops, rails and accessories : see section on accessories.

Characteristics

Wire size		IEC NFC DIN	UL	CSA
Screw	Rigid			
	Flexible			
ADO	Rigid	0,34-1,5 mm²	22-16 AWG	22-16 AWG
	Flexible	0,34-1,5 mm²	22-16 AWG	22-16 AWG

Voltage			
Rated	630 V	600 V	600 V
Impulse withstand	8 kV		
Pollution degree	3		

Current			
Rated	10 A	8 A	10 A

Wire size			
Rated	1,5 mm²	16 AWG	16 AWG

Wire stripping lenght (screw)	Recommended screwdriver	Recommended torque (screw)	Protection
			IP 20
			NEMA 1

Characteristics

Wire size		IEC NFC DIN	UL	CSA
Screw	Rigid			
	Flexible			
ADO	Rigid			
	Flexible			

Voltage			
Rated			
Impulse withstand			
Pollution degree			

Current			
NoRatedminale			

Section			
Rated			

Wire stripping lenght (screw)	Recommended screwdriver	Recommended torque (screw)	Protection

Notes

Standard blocks 8 mm spacing. For two wire connections, the wires need to be of the same gage and nature (solid or standed).
Terminal block body material is UL 94 V0.

On all the blocks a DIA. 2 or 2.3 mm test across the grip can be performed.

Accessories

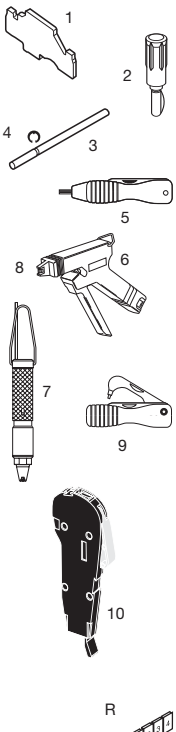

			Type		Part numbers
1	End stop	grey	FEDAD7	th. 1,5 mm	1SNA **199 382** R**2700**
2	Test plug		FC2 MC	DIA. 2 mm	1SNA **107 239** R**0300**
3	Assembly rod		TGA8	2 poles	1SNA **168 672** R**1100**
			TGA8	3 poles	1SNA **168 673** R**1200**
			TGA8	4 poles	1SNA **168 674** R**1300**
4	Assembly ring		ANT		1SNA **168 675** R**1400**
5	Hand tool kit		OUMAD		1SNA **179 466** R**0600**
6	Semi automatic tool		OUPAD		1SNA **178 944** R**0400**
7	Pneumatic tool kit		OUTAD		1SNA **205 710** R**1100**
8	Replacement head kit		OUTA		1SNA **205 284** R**0300**
9	Extraction head kit		EXAD2		1SNA **205 721** R**0000**
10	Test connector		CEADO.8		1SNA **399 348** R**2400**
			CEADOE		1SNA **399 341** R**1500**

R

R See section on markers
Marking method

RC810 RCAL85

Terminal blocks Insulation Displacement

"Neutral" switch block

ADO - ADO

DIN 3



D 2,5/8.SNNT.ADO2

Spacing 8 mm +0,05 .315"
ADO wire size
1 - 2,5 mm²
16 - 14 AWG

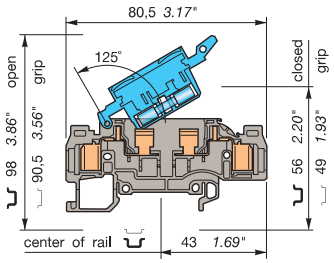

Colour	Type	Part numbers
With DIA 2 or DIA. 2.3 mm screw test socket for test.		
Grey body/ Blue grip		
	D 2,5/8.SNNT.ADO2	1SNA **199 186** R**13**00

Colour	Type	Part numbers

End stop	th. 9 mm	**BADL**	1SNA **399 903** R**02**00
End stop	th. 10 mm	**BAM2**	1SNA **399 967** R**01**00
Rail	35 x 7,5 x 1	**PR3.Z2**	1SNA **174 300** R**17**00
Rail	35 x 15 x 2,3	**PR4**	1SNA **168 500** R**12**00
Rail	35 x 15 x 1,5	**PR5**	1SNA **168 700** R**22**00

Other end stops, rails and accessories : see section on accessories.

Characteristics

Wire size

		IEC NFC DIN	UL	CSA
Screw	Rigid			
	Flexible			
ADO	Rigid	1-2,5 mm²	16-14 AWG	16-14 AWG
	Flexible	1-2,5 mm²	16-14 AWG	16-14 AWG

Voltage			
Rated	630 V	600 V	250 V
Impulse withstand	8 kV		
Pollution degree	3		
Current			
Rated	10 A	10 A	10 A
Wire size			
Rated	2,5 mm²	14 AWG	14 AWG

Wire stripping lenght (screw)	Recommended screwdriver	Recommended torque (screw)	Protection
			IP 20
			NEMA 1

Characteristics

Wire size

		IEC NFC DIN	UL	CSA
Screw	Rigid			
	Flexible			
ADO	Rigid			
	Flexible			

Voltage			
Rated			
Impulse withstand			
Pollution degree			
Current			
NoRatedminale			
Section			
Rated			

Wire stripping lenght (screw)	Recommended screwdriver	Recommended torque (screw)	Protection

Notes

Standard bloc 8 mm. For multiple wire connections, the two wires need to be of the same gage and nature (rigid or flexible). Terminal block body material is UL 94 V0.

On all the blocks a DIA. 2 or 2.3 mm test across the grip can be performed.

Black marking for wire size 1 - 2,5 mm² (16 - 14 AWG)

Accessories

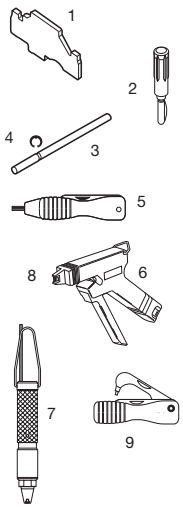

			Type		Part numbers
1	End section	gris	FEDAD7	th. 1,5 mm	1SNA **199 382** R**27**00
2	Test plug		FC2 MC	DIA. 2 mm	1SNA **107 239** R**03**00
3	Assembly rod		TGA8	2 poles	1SNA **168 672** R**11**00
			TGA8	3 poles	1SNA **168 673** R**12**00
			TGA8	4 poles	1SNA **168 674** R**13**00
4	Assembly ring		ANT		1SNA **168 675** R**14**00
5	Hand tool kit		OUMAD		1SNA **179 466** R**06**00
6	Semi automatic tool		OUPAD		1SNA **178 944** R**04**00
7	Pneumatic tool kit		OUTAD		1SNA **205 710** R**11**00
8	Replacement head kit		OUTA		1SNA **205 284** R**03**00
9	Extraction head kit		EXAD2		1SNA **205 721** R**00**00

R See section on markers
Marking method

RC810 RCAL85

Terminal blocks

Component holder

ADO - ADO

DIN 3

D 1,5/6.ADO.D1

Spacing 6 mm +0,05 .238"
ADO wire size
0,34 -1,5 mm²
22 - 16 AWG

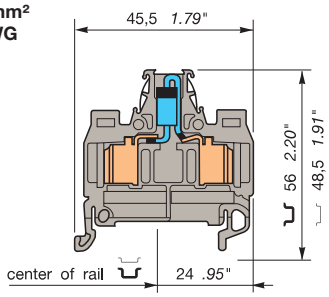

Block equipped with one 1N5408 diode

Color		Type	Part number
Grey	□	**D 1,5/6.ADO.D1**	1SNA **199 248** R**1000**

Characteristics

Wire size

		IEC NFC DIN	UL	CSA
Screw	Rigid			
	Flexible			
ADO	Rigid	0,34 - 1,5 mm²	22-16 AWG	22-16 AWG
	Flexible	0,34 - 1,5 mm²	22-16 AWG	22-16 AWG

Voltage

Rated	80 V		
Impulse withstand			
Pollutiond degree			

Current

Rated	1 A		

Wire size

Rated / Gauge	1,5 mm²	16 AWG	16 AWG

Wire strip. length	Recomm. screwdriver	Weight	Protection
		7 g	IP 20
		.25 oz	NEMA 1

D 1,5/6.ADO.D2

Spacing 6 mm +0,05 .238"
ADO wire size
0,34 -1,5 mm²
22 - 16 AWG

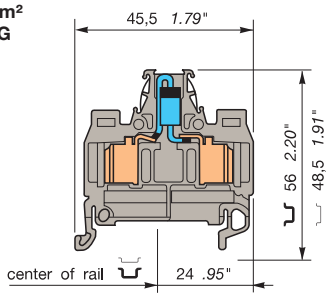

Block equipped with one 1N5408 diode

Color		Type	Part number
Grey	□	**D 1,5/6.ADO.D2**	1SNA **199 249** R**1100**

Characteristics

Wire size

		IEC NFC DIN	UL	CSA
Screw	Rigid			
	Flexible			
ADO	Rigid	0,34 - 1,5 mm²	22-16 AWG	22-16 AWG
	Flexible	0,34 - 1,5 mm²	22-16 AWG	22-16 AWG

Voltage

Rated	80 V		
Impulse withstand			
Pollution degree			

Current

Rated	1 A		

Wire size

Rated/gauge	1,5 mm²	16 AWG	16 AWG

Wire strip. length	Recomm. screwdriver	Weight	Protection
		7 g	IP 20
		.25 oz	NEMA 1

End stop	th. 9 mm	**BADL**	1SNA **399 903** R**0200**
End stop	th. 10 mm	**BAM2**	1SNA **399 967** R**0100**
Rail	35 x 7,5 x 1	**PR3.Z2**	1SNA **174 300** R**1700**
Rail	35 x 15 x 2,3	**PR4**	1SNA **168 500** R**1200**
Rail	35 x 15 x 1,5	**PR5**	1SNA **168 700** R**2200**

Other end stops, rails and accessories : see section on accessories.

Notes

Standard bloc 6 mm. For multiple wire connections, the two wires need to be of the same gage and nature (rigid or flexible). Terminal block body material is UL 94 V0.

Accessories

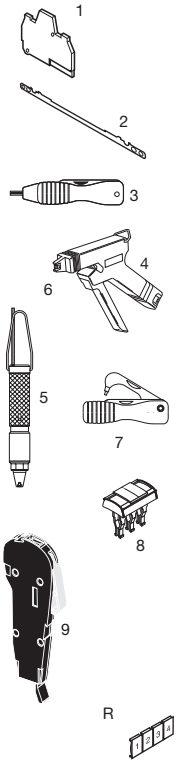

		Type			Part numbers	Type			Part numbers
1	End section grey	FEMAD3		th. 3,0 mm	1SNA **199 341** R**0500**	FEMAD3		th. 3,0 mm	1SNA **199 341** R**0500**
2	Shielding connector	CBM5		th. 0,5 mm	1SNA **178 745** R**1400**	CBM5		th. 0,5 mm	1SNA **178 745** R**1400**
		CBM8		th. 0,8 mm	1SNA **178 746** R**1500**	CBM8		th. 0,8 mm	1SNA **178 746** R**1500**
3	Hand tool kit	OUMAD			1SNA **179 466** R**0600**	OUMAD			1SNA **179 466** R**0600**
4	Semi automatic tool	OUPAD			1SNA **178 944** R**0400**	OUPAD			1SNA **178 944** R**0400**
5	Pneumatic tool kit	OUTAD			1SNA **205 710** R**1100**	OUTAD			1SNA **205 710** R**1100**
6	Replacement head kit	OUTA			1SNA **205 284** R**0300**	OUTA			1SNA **205 284** R**0300**
7	Extraction tool kit	EXAD2			1SNA **205 721** R**0000**	EXAD2			1SNA **205 721** R**0000**
8	Screwless jumper bar to be inserted into ADO jaw orange IP20	BJADO6.2	17,5 A	2 poles	1SNA **205 974** R**0600**	BJADO6.2	17,5 A	2 poles	1SNA **205 974** R**0600**
		BJADO6.3	17,5 A	3 poles	1SNA **205 975** R**0700**	BJADO6.3	17,5 A	3 poles	1SNA **205 975** R**0700**
		BJADO6.4	17,5 A	4 poles	1SNA **205 976** R**0000**	BJADO6.4	17,5 A	4 poles	1SNA **205 976** R**0000**
		BJADO6.5	17,5 A	5 poles	1SNA **205 977** R**0100**	BJADO6.5	17,5 A	5 poles	1SNA **205 977** R**0100**
		BJADO6.10	17,5 A	10 poles	1SNA **205 982** R**2700**	BJADO6.10	17,5 A	10 poles	1SNA **205 982** R**2700**
		BJADO6.20	17,5 A	20 poles	1SNA **205 992** R**2100**	BJADO6.20	17,5 A	20 poles	1SNA **205 992** R**2100**
9	Test connector	CEADO.6			1SNA **399 346** R**1200**	CEADO.6			1SNA **399 346** R**1200**
		CEADOE			1SNA **399 341** R**1500**	CEADOE			1SNA **399 341** R**1500**
R	See section on markers Marking method	RC610	RC65			RC610	RC65		

ADO System® MINI BLOCKS

A reduced size range

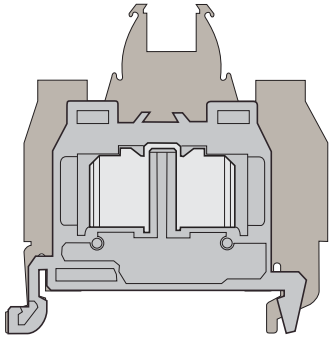

A very legible marking

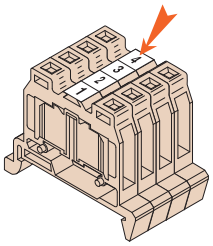

Numerous mounting options

DIN Rail

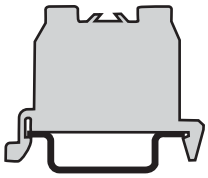

DS=DIN3

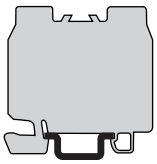

DR=DIN2

Plate

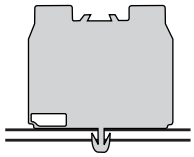

DH = snap-in

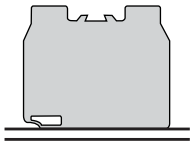

DB = base mount

ADO mini blocks use the same marking technique as standard ENTRELEC terminals, located on the top of the block.

MINI BLOCKS ASSEMBLY AND ACCESSORIES

Rail mounted DIN 2 and DIN 3 :

DIN 3 : DS... ADO

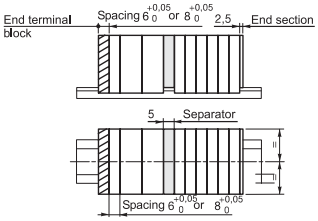

DIN 2 : DR... ADO

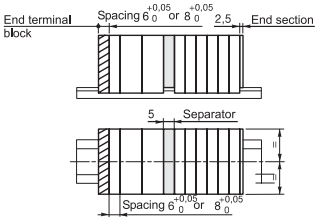

At the end of the terminal blocks assembly :

- End section : ***(same accessory for any type of terminal block assembly)***

FEAD1 : V/ADO
FEAD2 : ADO/ADO

End section to be mounted directly on the open part of the terminal block.

- End terminal block :

DRE... ADO (DIN2)
DSE... ADO (DIN3)

This terminal block has to be mounted at the end of the terminal blocks assembly : it reduces its size, because it suppresses the insulation rib (- 4 mm).
Nota : This terminal block cannot be accidentally located anywhere else into the terminal block assembly (without locking holes).

In the terminal blocks assembly :

- Separator : ***(same accessory for any type of terminal block assembly)***

FEAD5 : V/ADO
FEAD6 : ADO/ADO

Accessory which snaps on the terminal blocks, separates and makes visible the different parts of the terminal blocks assembly.

Panel mounted with snap in mounting foot :

Snap in : DH... ADO

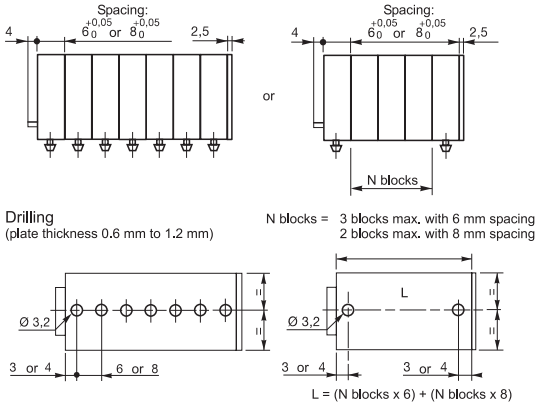

With screw mounting kit : DB... ADO

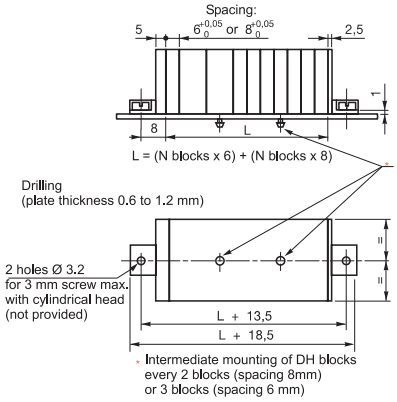

Miniblocks Insulation Displacement

ADO - ADO

DIN 3

refer to the section "Special Applications" for part numbers and characteristics.

End stop		th. 9 mm	**BADL**	1SNA **399 903** R02**00**
End stop		th. 10 mm	**BAM2**	1SNA **399 967** R01**00**
Rail		35 x 7,5 x 1	**PR3.Z2**	1SNA **174 300** R17**00**
Rail		35 x 15 x 2,3	**PR4**	1SNA **168 500** R12**00**
Rail		35 x 15 x 1,5	**PR5**	1SNA **168 700** R22**00**

Other end stops, rails and accessories : see section on accessories.

Notes

Standard blocks 5 and 6 mm. For multiple wires connections, the two wires need to be of the same gage and nature (rigid or flexible). Terminal block body material is UL 94 V0.

DS 1/5.ADO

Spacing 5 mm +0,05 .198"
ADO wire size
0,22 - 1 mm²
24 - 18 AWG

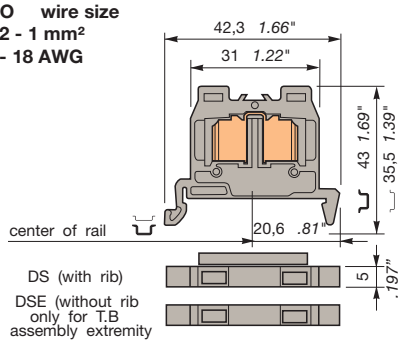

Color		Type	Part number
Grey	□	**DS 1/5.ADO**	1SNA **399 496** R22**00**
Grey	□	**DSE 1/5.ADO**	1SNA **399 500** R12**00**

Characteristics

Wire size

		IEC NFC	IEC DIN	UL/CSA
	Rigid			
	Flexible			
ADO	Rigid	0,2-1 mm²		24-18 AWG
ADO	Flexible	0,22-1 mm²		24-18 AWG

Voltage

Rated	1000 V	600 V
Impulse withstand	8 kV	
Pollution degree	3	

Current

Rated	13,5 A	10 A

Wire size

Rated / Gauge	1 mm²	18 AWG

Wire strip. length	Recomm. screwdriver	Weight	Protection
		3 g	IP 20
		.10 oz	NEMA 1

DS 1,5/6.ADO

Spacing 6 mm +0,05 .238"
ADO wire size
0,34 - 1,5 mm²
22 - 16 AWG

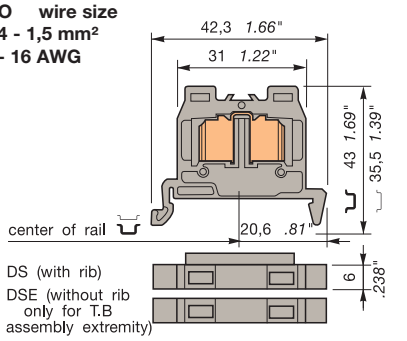

Color		Type	Part number
Grey	□	**DS 1,5/6.ADO**	1SNA **299 497** R27**00**
Grey	□	**DSE 1,5/6.ADO**	1SNA **299 558** R13**00**

Characteristics

Wire size

		IEC NFC	IEC DIN	UL/CSA
	Rigid			
	Flexible			
ADO	Rigid	0,28-1,5 mm²		22-16 AWG
ADO	Flexible	0,34-1,5 mm²		22-16 AWG

Voltage

Rated	1000 V	600 V
Impulse withstand		
Pollution degree	3	

Current

Rated	17,5 A	20 A

Wire size

Rated / Gauge	1,5 mm²	16 AWG

Wire strip. length	Recomm. screwdriver	Weight	Protection
		5 g	IP 20
		.18 oz	NEMA 1

Accessories

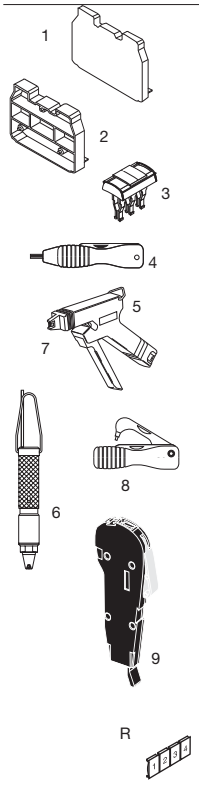

		Type		Part number
1	End section grey	FEAD2	th. 2,5 mm	1SNA **199 423** R10**00**
	End section orange	FEAD2	th. 2,5 mm	1SNA **199 424** R11**00**
2	Separator grey	FEAD6	th. 5,0 mm	1SNA **199 435** R14**00**
	Separator orange	FEAD6	th. 5,0 mm	1SNA **199 436** R15**00**
3	Screwless jumper bar to be inserted into ADO jaw orange IP20	BJADO5.2	17,5 A 2 poles	1SNA **205 955** R03**00**
		BJADO5.3	17,5 A 3 poles	1SNA **205 956** R04**00**
		BJADO5.4	17,5 A 4 poles	1SNA **205 957** R05**00**
		BJADO5.5	17,5 A 5 poles	1SNA **205 958** R16**00**
		BJADO5.10	17,5 A 10 poles	1SNA **205 963** R03**00**
		BJADO5.20	17,5 A 20 poles	1SNA **205 973** R05**00**
4	Hand tool kit	OUMAD		1SNA **179 466** R06**00**
5	Semi automatic tool	OUPAD		1SNA **178 944** R04**00**
6	Pneumatic tool kit	OUTAD		1SNA **205 710** R11**00**
7	Replacement head kit	OUTA		1SNA **205 284** R03**00**
8	Extraction tool kit	EXAD2		1SNA **205 721** R00**00**
9	Test connector	CEADO.5		1SNA **399 345** R11**00**
		CEADOE		1SNA **399 341** R15**00**
R	See section on markers marking method	On top	RC55	

		Type		Part number
		FEAD2	th. 2,5 mm	1SNA **199 423** R10**00**
		FEAD2	th. 2,5 mm	1SNA **199 424** R11**00**
		FEAD6	th. 5,0 mm	1SNA **199 435** R14**00**
		FEAD6	th. 5,0 mm	1SNA **199 436** R15**00**
		BJADO6.2	17,5 A 2 poles	1SNA **205 974** R06**00**
		BJADO6.3	17,5 A 3 poles	1SNA **205 975** R07**00**
		BJADO6.4	17,5 A 4 poles	1SNA **205 976** R00**00**
		BJADO6.5	17,5 A 5 poles	1SNA **205 977** R01**00**
		BJADO6.10	17,5 A 10 poles	1SNA **205 982** R27**00**
		BJADO6.20	17,5 A 20 poles	1SNA **205 992** R21**00**
		OUMAD		1SNA **179 466** R06**00**
		OUPAD		1SNA **178 944** R04**00**
		OUTAD		1SNA **205 710** R11**00**
		OUTA		1SNA **205 284** R03**00**
		EXAD2		1SNA **205 721** R00**00**
		CEADO.6		1SNA **399 346** R12**00**
		CEADOE		1SNA **399 341** R15**00**
		On top	RC65	

Miniblocks Insulation Displacement

ADO - ADO

DIN 3

DS 2,5/8.ADO

Spacing 8 mm +0,05 .315"
ADO wire size
1 - 2,5 mm²
16 - 14 AWG

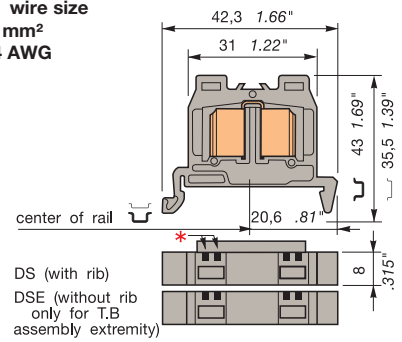

Color		Type	Part number
Grey	□	**DS 2,5/8.ADO**	1SNA **299 501** R**0300**
Grey	□	**DSE 2,5/8.ADO**	1SNA **299 559** R**1400**

DS 4/8.ADO3

Spacing 8 mm +0,05 .238"
ADO wire size
4 mm²
12 AWG

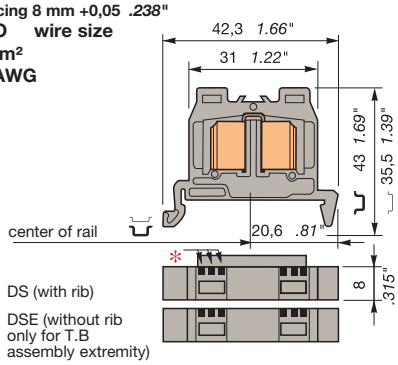

Color		Type	Part number
Grey	□	**DS 4/8.ADO3**	1SNA **399 411** R**2400**
Grey	□	**DSE 4/8.ADO3**	1SNA **399 415** R**2000**

End stop		th. 9 mm	**BADL**	1SNA **399 903** R**0200**
End stop		th. 10 mm	**BAM2**	1SNA **399 967** R**0100**
Rail		35 x 7,5 x 1	**PR3.Z2**	1SNA **174 300** R**1700**
Rail		35 x 15 x 2,3	**PR4**	1SNA **168 500** R**1200**
Rail		35 x 15 x 1,5	**PR5**	1SNA **168 700** R**2200**

Other end stops, rails and accessories : see section on accessories.

Notes

Terminal block body material is UL 94 V0.

DS 2,5/8.ADO block : for multiple wire connections, the two wires need to be of the same gage and nature (rigid or flexible).

DS 4/8.ADO3 block : connection of only one rigid or flexible 4 mm² wire.

** Notches to identify 8 mm spacing.*

Characteristics

Wire size		IEC NFC	IEC DIN	UL/CSA
	Rigid			
	Flexible			
ADO	Rigid	1-2,5 mm²		16-14 AWG
ADO	Flexible	1-2,5 mm²		16-14 AWG

Voltage			
Rated	1000 V		600 V
Impulse withstand			
Pollution degree	3		

Current			
Rated	24 A		25 A

Wire size			
Rated / Gauge	2,5 mm²		14 AWG

Wire strip. length	Recomm. screwdriver	Weight	Protection
		7 g	IP 20
		.25 oz	NEMA 1

Characteristics

Wire size		IEC NFC	IEC DIN	UL/CSA
	Rigid			
	Flexible			
ADO	Rigid	4 mm²		12 AWG
ADO	Flexible	4 mm²		12 AWG

Voltage			
Rated	1000 V		
Impulse withstand			
Pollution degree	3		

Current			
Rated	32 A		

Wire size			
Rated / Gauge	4 mm²		12 AWG

Wire strip. length	Recomm. screwdriver	Weight	Protection
		7 g	IP 20
		.25 oz	NEMA 1

Accessories

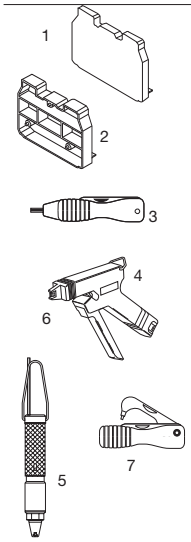

			Type		Part number
1	End section	grey	FEAD2	th. 2,5 mm	1SNA **199 423** R**1000**
		orange	FEAD2	th. 2,5 mm	1SNA **199 424** R**1100**
2	Separator	grey	FEAD6	th. 5,0 mm	1SNA **199 435** R**1400**
		orange	FEAD6	th. 5,0 mm	1SNA **199 436** R**1500**
3	Hand tool kit		OUMAD		1SNA **179 466** R**0600**
4	Semi automatic tool		OUPAD		1SNA **178 944** R**0400**
5	Pneumatic tool kit		OUTAD		1SNA **205 710** R**1100**
6	Replacement head kit		OUTA		1SNA **205 284** R**0300**
7	Extraction tool kit		EXAD2		1SNA **205 721** R**0000**

R See section on markers marking method

On top RCAL85

			Type		Part number
1	End section	grey	FEAD2	th. 2,5 mm	1SNA **199 423** R**1000**
		orange	FEAD2	th. 2,5 mm	1SNA **199 424** R**1100**
2	Separator	grey	FEAD6	th. 5,0 mm	1SNA **199 435** R**1400**
		orange	FEAD6	th. 5,0 mm	1SNA **199 436** R**1500**
3	Hand tool kit		OUMAD		1SNA **179 466** R**0600**
4	Semi automatic tool		OUPAD		1SNA **178 944** R**0400**
5	Pneumatic tool kit		OUTAD		1SNA **205 710** R**1100**
6	Replacement head kit		OUTA		1SNA **205 284** R**0300**
7	Extraction tool kit		EXAD2		1SNA **205 721** R**0000**

R See section on markers marking method

On top RCAL85

Miniblocks Insulation Displacement

ADO - ADO

ground terminal blocks electrically connected to the mounting rail

DIN 3

Other accessories of this terminal blocks: see pages of same size standard blocks.

** Notches to identify 8mm spacing.*

DS 2,5/8.P.ADO

Spacing 8 mm +0,05 .315"
ADO wire size
1 - 2,5 mm² / 16 - 14 AWG

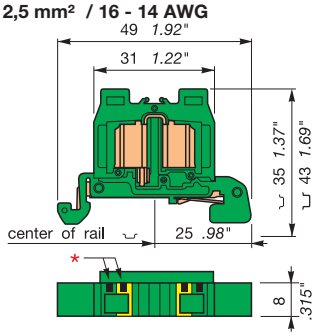

Type	P/N
Green body / yellow marking	
DS 2,5/8.P.ADO	1SNA **199 528** R**2**100

DS 4/8.P.ADO3

Spacing 8 mm +0,05 .315"
ADO wire size
4 mm² / 12 AWG - 1 wire only

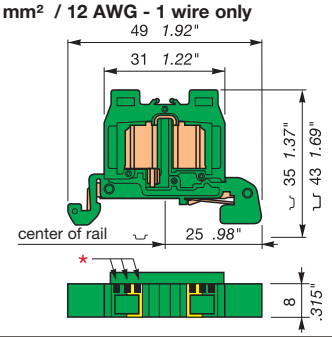

Type	P/N
Green body / yellow marking	
DS 4/8.P.ADO3	1SNA **399 443** R**04**00

Characteristics

		DS 2,5/8.P.ADO IEC NFC DIN	DS 2,5/8.P.ADO UL/CSA	DS 4/8.P.ADO3 IEC NFC DIN	DS 4/8.P.ADO3 UL/CSA	IEC NFC DIN	UL	CSA
Wire size	Rigid	1-2,5 mm²	16-14 AWG	4 mm²	12 AWG			
	Flexible			4 mm²	12 AWG			
Rated current short-circuit		1-2,5 mm²	16-14 AWG	480 A/1 s.				
Rated wire size nominal / gauge			300 A / 1 s.	4 mm²	12 AWG			

Other characteristics

	Wire strip. length	Recomm. screwdriver	Weight	Protection
DS 2,5/8.P.ADO			10 g	IP20
			.35 oz	NEMA 1
DS 4/8.P.ADO3			10 g	IP20
			.35 oz	NEMA 1

Approvals

Accessories

			DS 2,5/8.P.ADO Type	P/N	DS 4/8.P.ADO3 Type	P/N	Type	P/N
1	End section	grey	FEAD2	th. 2,5 mm 1SNA **199 423** R**10**00	FEAD2	th. 2,5 mm 1SNA **199 423** R**10**00		
		orange	FEAD2	th. 2,5 mm 1SNA **199 424** R**11**00	FEAD2	th. 2,5 mm 1SNA **199 424** R**11**00		
R	See section on markers	mode	On top	RCAL85	On top	RCAL85		

Characteristics

		IEC NFC DIN	UL	CSA	IEC NFC DIN	UL	CSA	IEC NFC DIN	UL	CSA
Wire size	Rigid									
	Flexible									
Rated current short-circuit										
Rated wire size nominal / gauge										

Other characteristics

	Wire strip. length	Recomm. screwdriver	Weight	Protection

Approvals

Accessories

Miniblocks Insulation Displacement

ADO - ADO

DIN 2

refer to the section "Special Applications" for part numbers and characteristics.

End stop	⌣	th. 6,5 mm	**BADRL**	1SNA **199 420** R**2**100
Rail	⌣	15 x 5 x 1	**PR2**	1SNA **164 600** R**1**200

Other end stops, rails and accessories : see section on accessories.

Observations

Standard blocks 5 and 6 mm. For multiple wires connections, the two wires need to be of the same gage and nature (rigid or flexible). Terminal block body material is UL 94 V0.

DR 1/5.ADO

Spacing 5 mm +0,05 *(.198")*
ADO wire size
0,22 - 1 mm²
24 - 18 AWG

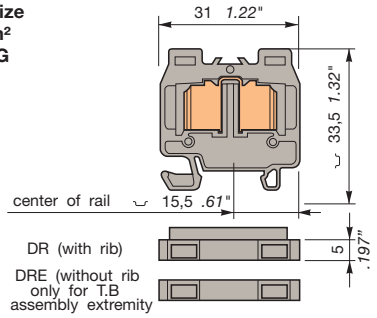

Colour		Type	Part numbers
Grey	□	**DR 1/5.ADO**	1SNA **399 491** R**2**500
Grey	□	**DRE 1/5.ADO**	1SNA **399 495** R**2**100

Characteristics

Wire size

		IEC NFC	IEC DIN	UL/CSA
Screw	Rigid			
	Flexible			
ADO	Rigid	0,2 - 1 mm²		24-18 AWG
	Flexible	0,22 - 1 mm²		24-18 AWG

Voltage

Rated	1000 V	600 V
Impulse withstand	8 kV	
Pollution degree	3	

Current

Rated	13,5 A	10 A

Wire size

Rated / Gauge	1 mm²	18 AWG

Wire strip. length	Recomm. screwdriver	Weight	Protection
		3 g	IP 20
		.11 oz	*NEMA 1*

DR 1,5/6.ADO

Spacing 6 mm +0,05 *(.238")*
ADO wire size
0,34 - 1,5 mm²
22 - 16 AWG

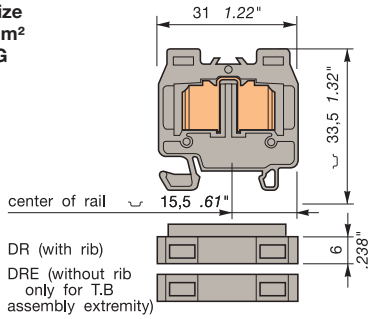

Colour		Type	Part numbers
Grey	□	**DR 1,5/6.ADO**	1SNA **199 283** R**2**400
Grey	□	**DRE 1,5/6.ADO**	1SNA **299 554** R**0**700

Characteristics

Wire size

		IEC NFC	IEC DIN	UL/CSA
Screw	Rigid			
	Flexible			
ADO	Rigid	0,28 - 1,5 mm²		22-16 AWG
	Flexible	0,34 - 1,5 mm²		22-16 AWG

Voltage

Rated	1000 V	600 V
Impulse withstand	8 kV	
Pollution degree	3	

Current

Rated	17,5 A	20 A

Wire size

Rated / Gauge	1,5 mm²	16 AWG

Wire strip. length	Recomm. screwdriver	Weight	Protection
		3 g	IP 20
		.11 oz	*NEMA 1*

Accessories

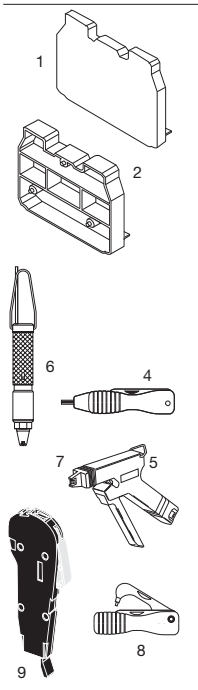

1	End section	grey	FEAD2	th. 2,5 mm 1SNA **199 423** R**1**000
		orange	FEAD2	th. 2,5 mm 1SNA **199 424** R**1**100
2	Separator	grey	FEAD6	th. 5,0 mm 1SNA **199 435** R**1**400
		orange	FEAD6	th. 5,0 mm 1SNA **199 436** R**1**500
3	Screwless jumper bar to be inserted into ADO jaw orange IP20		BJADO5.2	17,5 A 2 poles 1SNA **205 955** R**0**300
			BJADO5.3	17,5 A 3 poles 1SNA **205 956** R**0**400
			BJADO5.4	17,5 A 4 poles 1SNA **205 957** R**0**500
			BJADO5.5	17,5 A 5 poles 1SNA **205 958** R**1**600
			BJADO5.10	17,5 A 10 poles 1SNA **205 963** R**0**300
			BJADO5.20	17,5 A 20 poles 1SNA **205 973** R**0**500
4	Hand tool kit		OUMAD	1SNA **179 466** R**0**600
5	Semi automatic kit		OUPAD	1SNA **178 944** R**0**400
6	Pneumatic tool kit		OUTAD	1SNA **205 710** R**1**100
7	Replacement head kit		OUTA	1SNA **205 284** R**0**300
8	Extraction tool kit		EXAD2	1SNA **205 721** R**0**000
9	Test connector		CEADO.5	1SNA **399 345** R**1**100
			CEADOE	1SNA **399 341** R**1**500
R	See section on markers marking method		On top	RC55

Type				P/N
FEAD2			th. 2,5 mm	1SNA **199 423** R**1**000
FEAD2			th. 2,5 mm	1SNA **199 424** R**1**100
FEAD6			th. 5,0 mm	1SNA **199 435** R**1**400
FEAD6			th. 5,0 mm	1SNA **199 436** R**1**500
BJADO6.2	17,5 A	2	poles	1SNA **205 974** R**0**600
BJADO6.3	17,5 A	3	poles	1SNA **205 975** R**0**700
BJADO6.4	17,5 A	4	poles	1SNA **205 976** R**0**000
BJADO6.5	17,5 A	5	poles	1SNA **205 977** R**0**100
BJADO6.10	17,5 A	10	poles	1SNA **205 982** R**2**700
BJADO6.20	17,5 A	20	poles	1SNA **205 992** R**2**100
OUMAD				1SNA **179 466** R**0**600
OUPAD				1SNA **178 944** R**0**400
OUTAD				1SNA **205 710** R**1**100
OUTA				1SNA **205 284** R**0**300
EXAD2				1SNA **205 721** R**0**000
CEADO.6				1SNA **399 346** R**1**200
CEADOE				1SNA **399 341** R**1**500
On top	RC 65			

Miniblocks Insulation Displacement

ADO - ADO

DIN 2

End stop		th. 6,5 mm	**BADRL**	1SNA **199 420** R**2**100
Rail		15 x 5 x 1	**PR2**	1SNA **164 600** R**12**00

Other end stops, rails and accessories : see section on accessories.

Observations

Terminal block body material is UL 94 V0.

DR 2,5/8.ADO block : for multiple wire connections, the two wires need to be of the same gage and nature (rigid or flexible).

DR 4/8.ADO3 block : connection of only one rigid or flexible 4 mm² wire.

** Notches to identify 8 mm spacing.*

DR 2,5/8.ADO

Spacing 8 mm +0,05 (.315")
ADO wire size
1 - 2,5 mm²
16 - 14 AWG

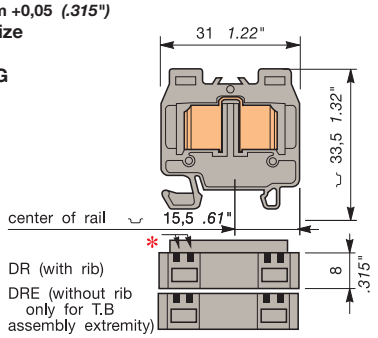

Colour		Type	Part numbers
Grey	□	**DR 2,5/8.ADO**	1SNA **199 287** R**2**000
Grey	□	**DRE 2,5/8.ADO**	1SNA **299 555** R**0**000

Characteristics

Wire size

		IEC NFC	IEC DIN	UL/CSA
Screw	Rigid			
	Flexible			
ADO	Rigid	1-2,5 mm²		16-14 AWG
	Flexible	1-2,5 mm²		16-14 AWG

Voltage		
Rated	1000 V	600 V
Impulse withstand	8 kV	
Pollution degree	3	

Current		
Rated	24 A	25 A

Wire size		
Rated / Gauge	2,5 mm²	14 AWG

Wire strip. length	Recomm. screwdriver	Weight	Protection
		7 g	IP 20
		.25 oz	NEMA 1

DR 4/8.ADO3

Spacing 8 mm +0,05 .315"
ADO wire size
4 mm²
12 AWG

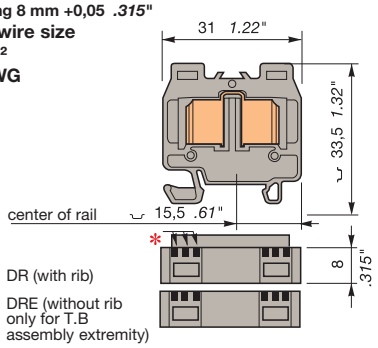

Colour		Type	Part numbers
Grey	□	**DR 4/8.ADO3**	1SNA **399 406** R**0**000
Grey	□	**DRE 4/8.ADO3**	1SNA **399 410** R**0**700

Characteristics

Wire size

		IEC NFC	IEC DIN	UL/CSA
Screw	Rigid			
	Flexible			
ADO	Rigid	4 mm²		12 AWG
	Flexible	4 mm²		12 AWG

Voltage		
Rated	1000 V	
Impulse withstand		
Pollution degree	3	

Current		
Rated	32 A	

Wire size		
Rated / Gauge	4 mm²	12 AWG

Wire strip. length	Recomm. screwdriver	Weight	Protection
		7 g	IP 20
		.25 oz	NEMA 1

Accessories

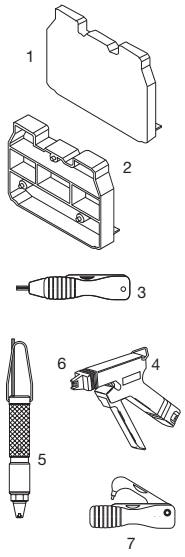

			Type	P/N
1	End section	grey	FEAD2	th. 2,5 mm 1SNA **199 423** R**1**000
		orange	FEAD2	th. 2,5 mm 1SNA **199 424** R**11**00
2	Separator	grey	FEAD6	th. 5,0 mm 1SNA **199 435** R**14**00
		orange	FEAD6	th. 5,0 mm 1SNA **199 436** R**15**00
3	Hand tool kit		OUMAD	1SNA **179 466** R**06**00
4	Semi automatic kit		OUPAD	1SNA **178 944** R**04**00
5	Pneumatic tool kit		OUTAD	1SNA **205 710** R**11**00
6	Replacement head kit		OUTA	1SNA **205 284** R**03**00
7	Extraction tool kit		EXAD2	1SNA **205 721** R**0**000

R

R See section on markers marking method

On top RCAL85

Type	P/N
FEAD2	th. 2,5 mm 1SNA **199 423** R**1**000
FEAD2	th. 2,5 mm 1SNA **199 424** R**11**00
FEAD6	th. 5,0 mm 1SNA **199 435** R**14**00
FEAD6	th. 5,0 mm 1SNA **199 436** R**15**00
OUMAD	1SNA **179 466** R**06**00
OUPAD	1SNA **178 944** R**04**00
OUTAD	1SNA **205 710** R**11**00
OUTA	1SNA **205 284** R**03**00
EXAD2	1SNA **205 721** R**0**000

On top RCAL85

Miniblocks Insulation Displacement

ADO - ADO

ground terminal blocks electrically connected to the mounting rail

DIN 2

DR 2,5/8.P.ADO

Spacing 8 mm +0,05 .315"
ADO wire size
1 - 2,5 mm²
16 - 14 AWG

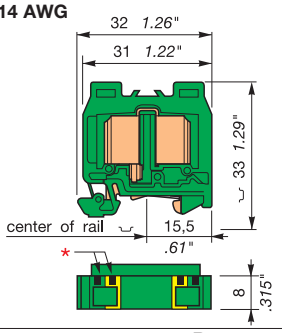

Type	Part number
Green body / Yellow marking	
DR 2,5/8.P.ADO	1SNA 299 633 R0600

DR 4/8.P.ADO3

Spacing 8 mm +0,05 .315"
ADO wire size
4 mm² / 12 AWG
1 wire only

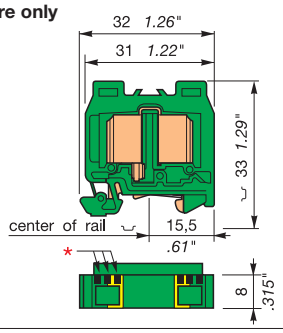

Type	Part number
Green body / Yellow marking	
DR 4/8.P.ADO3	1SNA 399 442 R0300

Characteristics

			DR 2,5/8.P.ADO IEC NFC DIN	DR 2,5/8.P.ADO UL/CSA	DR 4/8.P.ADO3 IEC NFC DIN	DR 4/8.P.ADO3 UL/CSA	IEC NFC DIN	UL	CSA
Wire size	ADO	Rigid	1-2,5 mm²	16-14 AWG	4 mm²	12 AWG			
		Flexible	1-2,5 mm²	16-14 AWG	4 mm²	12 AWG			
Rated current short-circuit			300 A / 1s.		480 A / 1s.				
Rated wire size nominal / gauge			2,5 mm²	14 AWG	4 mm²	12 AWG			

Other characteristics

DR 2,5/8.P.ADO Wire strip. length	Recomm. screwdriver	Weight	Protection	DR 4/8.P.ADO3 Wire strip. length	Recomm. screwdriver	Weight	Protection	Wire strip. length	Recomm. screwdriver	Weight	Protection
		10 g	IP 20			10 g	IP 20				
		.35 oz	NEMA 1			.35 oz	NEMA 1				

Approvals

Accessories

			DR 2,5/8.P.ADO Type	DR 2,5/8.P.ADO Part number	DR 4/8.P.ADO3 Type	DR 4/8.P.ADO3 Part number	Type	Part number
1	End section	grey	FEAD2	th. 2,5 mm 1SNA 199 423 R1000	FEAD2	th. 2,5 mm 1SNA 199 423 R1000		
		orange	FEAD2	th. 2,5 mm 1SNA 199 424 R1100	FEAD2	th. 2,5 mm 1SNA 199 424 R1100		
R	See section on markers	mode	On top	RCAL85	On top	RCAL85		

Type	Part number	Type	Part number	Type	Part number

Characteristics

			IEC NFC DIN	UL	CSA	IEC NFC DIN	UL	CSA	IEC NFC DIN	UL	CSA
Wire size	ADO	Rigid									
		Flexible									
Rated current short-circuit											
Rated wire size nominal / gauge											

Other characteristics

Wire strip. length	Recomm. screwdriver	Weight	Protection	Wire strip. length	Recomm. screwdriver	Weight	Protection	Wire strip. length	Recomm. screwdriver	Weight	Protection

Approvals

Accessories

Type	Part number	Type	Part number	Type	Part number

Miniblocks Insulation Displacement

ADO - ADO

Base mount with flanges

For drilling patterns see page: assembly and accessories

Observations

Standard blocks 5 and 6 mm. For multiple wires connections, the two wires need to be of the same gage and nature (rigid or flexible). Terminal block body material is UL 94 V0.

DB 1/5.ADO

Spacing 5 mm +0,05 .197"
ADO wire size
0,22 - 1 mm²
24 - 18 AWG

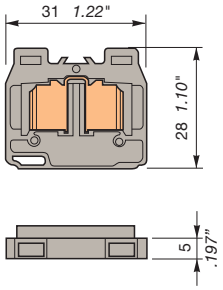

Colour	Type	Part numbers
Grey	DB 1/5.ADO	1SNA 399 501 R0700

Characteristics

Wire size

		IEC NFC	IEC DIN	UL/CSA
Screw	Rigid			
	Flexible			
ADO	Rigid	0,2-1 mm²		24-18 AWG
	Flexible	0,22-1 mm²		24-18 AWG

Voltage

Rated	1000 V	600 V
Impulse withstand	8 kV	
Pollution degree	3	

Current

Rated	13,5 A	10 A

Wire size

Rated / Gauge	1 mm²	18 AWG

Wire strip. length	Recomm. screwdriver	Weight	Protection
		3 g	IP 20
		.11 oz	NEMA 1

DB 1,5/6.ADO

Spacing 6 mm +0,05 .238"
ADO wire size
0,34 - 1,5 mm²
22 - 16 AWG

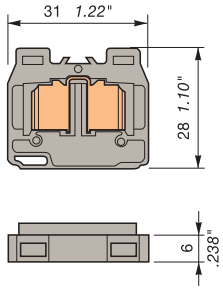

Colour	Type	Part numbers
Grey	DB 1,5/6.ADO	1SNA 299 513 R2600

Characteristics

Wire size

		IEC NFC	IEC DIN	UL/CSA
Screw	Rigid			
	Flexible			
ADO	Rigid	0,28-1,5 mm²		22-16 AWG
	Flexible	0,34-1,5 mm²		22-16 AWG

Voltage

Rated	1000 V	600 V
Impulse withstand	8 kV	
Pollution degree	3	

Current

Rated	17,5 A	20 A

Wire size

Rated / Gauge	1,5 mm²	16 AWG

Wire strip. length	Recomm. screwdriver	Weight	Protection
		5 g	IP 20
		.18 oz	NEMA 1

Accessories

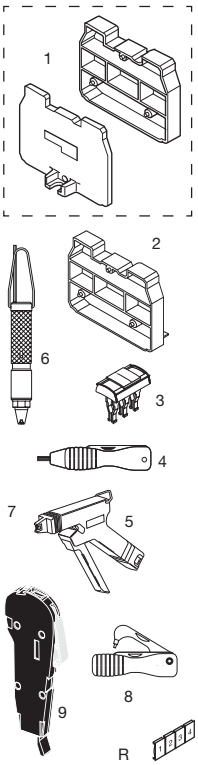

		Type	P/N
1	End section (left+ right) grey	FEAD4	1SNA 199 439 R2000
	orange	FEAD4	1SNA 199 440 R0500
2	Separator grey	FEAD6 th. 5,0 mm	1SNA 199 435 R1400
	orange	FEAD6 th. 5,0 mm	1SNA 199 436 R1500
3	Screwless jumper bar orange IP20	BJADO5.2 17,5 A 2 poles	1SNA 205 955 R0300
		BJADO5.3 17,5 A 3 poles	1SNA 205 956 R0400
		BJADO5.4 17,5 A 4 poles	1SNA 205 957 R0500
		BJADO5.5 17,5 A 5 poles	1SNA 205 958 R1600
		BJADO5.10 17,5 A 10 poles	1SNA 205 963 R0300
		BJADO5.20 17,5 A 20 poles	1SNA 205 973 R0500
4	Hand tool kit	OUMAD	1SNA 179 466 R0600
5	Semi automatic tool	OUPAD	1SNA 178 944 R0400
6	Pneumatic tool kit	OUTAD	1SNA 205 710 R1100
7	Replacement head kit	OUTA	1SNA 205 284 R0300
8	Extraction tool kit	EXAD2	1SNA 205 721 R0000
9	Test connector	CEADO.5	1SNA 399 345 R1100
		CEADOE	1SNA 399 341 R1500
R	See section on markers marking method	On top RC55	

Type	P/N
FEAD4	1SNA 199 439 R2000
FEAD4	1SNA 199 440 R0500
FEAD6 th. 5,0 mm	1SNA 199 435 R1400
FEAD6 th. 5,0 mm	1SNA 199 436 R1500
BJADO6.2 17,5 A 2 poles	1SNA 205 974 R0600
BJADO6.3 17,5 A 3 poles	1SNA 205 975 R0700
BJADO6.4 17,5 A 4 poles	1SNA 205 976 R0000
BJADO6.5 17,5 A 5 poles	1SNA 205 977 R0100
BJADO6.10 17,5 A 10 poles	1SNA 205 982 R2700
BJADO6.20 17,5 A 20 poles	1SNA 205 992 R2100
OUMAD	1SNA 179 466 R0600
OUPAD	1SNA 178 944 R0400
OUTAD	1SNA 205 710 R1100
OUTA	1SNA 205 284 R0300
EXAD2	1SNA 205 721 R0000
CEADO.6	1SNA 399 346 R1200
CEADOE	1SNA 399 341 R1500
On top RC65	

Miniblocks Insulation Displacement

ADO - ADO

Base mount with flanges

For drilling patterns see page: assembly and accessories

Observations

Terminal block body material is UL 94 V0.

DB 2,5/8.ADO block : for multiple wire connections, the two wires need to be of the same gage and nature (rigid or flexible).

DB 4/8.ADO3 block : connection of only one rigid or flexible 4 mm² wire.

** Notches to identify 8 mm spacing.*

DB 2,5/8.ADO

Spacing 8 mm +0,05 .315"
ADO wire size
1 - 2,5 mm²
16 - 14 AWG

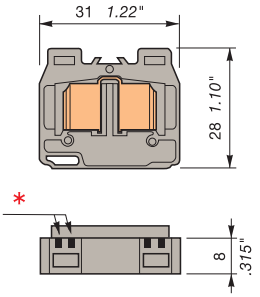

Colour	Type	Part numbers
Grey	**DB 2,5/8.ADO**	1SNA **299 517** R**2200**

Characteristics

Wire size

		IEC NFC	IEC DIN	UL/CSA
Screw	Rigid			
	Flexible			
ADO	Rigid	1-2,5 mm²		16-14 AWG
	Flexible	1-2,5 mm²		16-14 AWG

Voltage

Rated	800 V	600 V
Impulse withstand	8 kV	
Pollution degree	3	

Current

Rated	24 A	25 A

Wire size

Rated / Gauge	2,5 mm²	14 AWG

Wire strip. length	Recomm. screwdriver	Weight	Protection
		7 g	IP 20
		.25 oz	NEMA 1

DB 4/8.ADO3

Spacing 8 mm +0,05 .315"
ADO wire size
4 mm²
12 AWG

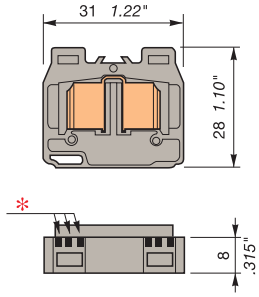

Colour	Type	Part numbers
Grey	**DB 4/8.ADO3**	1SNA **399 416** R**2100**

Characteristics

Wire size

		IEC NFC	IEC DIN	UL/CSA
Screw	Rigid			
	Flexible			
ADO	Rigid	4 mm²		12 AWG
	Flexible	4 mm²		12 AWG

Voltage

Rated	1000 V	
Impulse withstand		
Pollution degree	3	

Current

Rated	32 A	

Wire size

Rated / Gauge	4 mm²	12 AWG

Wire strip. length	Recomm. screwdriver	Weight	Protection
		7 g	IP 20
		.25 oz	NEMA 1

Accessories

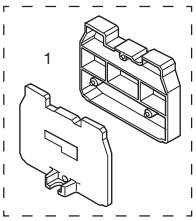

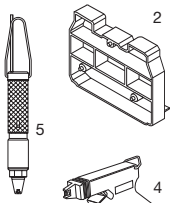

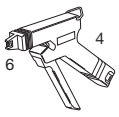

		Type	P/N	Type	P/N
1	End section (left+ right) grey	FEAD4	1SNA **199 439** R**2000**	FEAD4	1SNA **199 439** R**2000**
	orange	FEAD4	1SNA **199 440** R**0500**	FEAD4	1SNA **199 440** R**0500**
2	Separator grey	FEAD6	th. 5,0 mm 1SNA **199 435** R**1400**	FEAD6	th. 5,0 mm 1SNA **199 435** R**1400**
	orange	FEAD6	th. 5,0 mm 1SNA **199 436** R**1500**	FEAD6	th. 5,0 mm 1SNA **199 436** R**1500**
3	Hand tool kit	OUMAD	1SNA **179 466** R**0600**	OUMAD	1SNA **179 466** R**0600**
4	Semi automatic tool	OUPAD	1SNA **178 944** R**0400**	OUPAD	1SNA **178 944** R**0400**
5	Pneumatic tool kit	OUTAD	1SNA **205 710** R**1100**	OUTAD	1SNA **205 710** R**1100**
6	Replacement head kit	OUTA	1SNA **205 284** R**0300**	OUTA	1SNA **205 284** R**0300**
7	Extraction tool kit	EXAD2	1SNA **205 721** R**0000**	EXAD2	1SNA **205 721** R**0000**
R	**R** See section on markers marking method	On top	RCAL85	On top	RCAL85

Miniblocks Insulation Displacement

ADO - ADO

Base mount with snap in mounting foot

For drilling patterns see page: assembly and accessories

Observations

Standard blocks 5 and 6 mm. For multiple wires connections, the two wires need to be of the same gage and nature (rigid or flexible). Terminal block body material is UL 94 V0.

DH 1/5.ADO

Spacing 5 mm +0,05 *(.198")*
ADO wire size
0,22 - 1 mm²
24 - 18 AWG

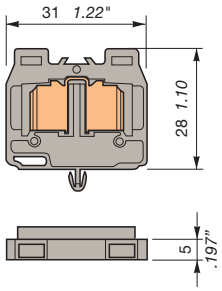

Colour		Type	Part numbers
Grey	□	**DH 1/5.ADO**	1SNA **399 505** R**0300**

Characteristics

Wire size

		IEC NFC	IEC DIN	UL/CSA
Screw	Rigid			
	Flexible			
ADO	Rigid	0,2-1 mm²		24-18 AWG
	Flexible	0,22-1 mm²		24-18 AWG

Voltage

Rated	1000 V	600 V
Impulse withstand	8 kV	
Pollution degree	3	

Current

Rated	13,5 A	10 A

Wire size

Rated / Gauge	1 mm²	18 AWG

Wire strip. length	Recomm. screwdriver	Weight	Protection
		3 g	IP 20
		.11 oz	*NEMA 1*

DH 1,5/6.ADO

Spacing 6 mm +0,05 *(.238")*
ADO wire size
0,34 - 1,5 mm²
22 - 16 AWG

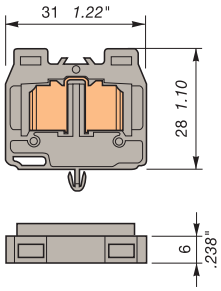

Colour		Type	Part numbers
Grey	□	**DH 1,5/6.ADO**	1SNA **299 529** R**0600**

Characteristics

Wire size

		IEC NFC	IEC DIN	UL/CSA
Screw	Rigid			
	Flexible			
ADO	Rigid	0,28-1,5 mm²		22-16 AWG
	Flexible	0,34-1,5 mm²		22-16 AWG

Voltage

Rated	1000 V	600 V
Impulse withstand	8 kV	
Pollution degree	3	

Current

Rated	17,5 A	20 A

Wire size

Rated / Gauge	1,5 mm²	16 AWG

Wire strip. length	Recomm. screwdriver	Weight	Protection
		5 g	IP 20
		.18 oz	*NEMA 1*

Accessories

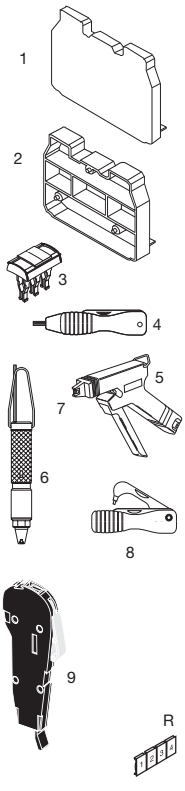

		Type				P/N
1	End section gris	FEAD2		th. 2,5 mm		1SNA **199 423** R**1000**
	End section orange	FEAD2		th. 2,5 mm		1SNA **199 424** R**1100**
2	Separator gris	FEAD6		th. 5,0 mm		1SNA **199 435** R**1400**
	Separator orange	FEAD6		th. 5,0 mm		1SNA **199 436** R**1500**
3	Screwless jumper bar to be inserted into ADO jaw orange IP20	BJADO5.2	17,5 A	2	poles	1SNA **205 955** R**0300**
		BJADO5.3	17,5 A	3	poles	1SNA **205 956** R**0400**
		BJADO5.4	17,5 A	4	poles	1SNA **205 957** R**0500**
		BJADO5.5	17,5 A	5	poles	1SNA **205 958** R**1600**
		BJADO5.10	17,5 A	10	poles	1SNA **205 963** R**0300**
		BJADO5.20	17,5 A	20	poles	1SNA **205 973** R**0500**
4	Hand tool kit	OUMAD				1SNA **179 466** R**0600**
5	Semi automatic tool	OUPAD				1SNA **178 944** R**0400**
6	Pneumatic tool kit	OUTAD				1SNA **205 710** R**1100**
7	Replacement head kit	OUTA				1SNA **205 284** R**0300**
8	Extraction tool kit	EXAD2				1SNA **205 721** R**0000**
9	Test connector	CEADO.5				1SNA **399 345** R**1100**
		CEADOE				1SNA **399 341** R**1500**
R	See section on markers marking method	On top	RC55			

		Type				P/N
		FEAD2		th. 2,5 mm		1SNA **199 423** R**1000**
		FEAD2		th. 2,5 mm		1SNA **199 424** R**1100**
		FEAD6		th. 5,0 mm		1SNA **199 435** R**1400**
		FEAD6		th. 5,0 mm		1SNA **199 436** R**1500**
		BJADO6.2	17,5 A	2	poles	1SNA **205 974** R**0600**
		BJADO6.3	17,5 A	3	poles	1SNA **205 975** R**0700**
		BJADO6.4	17,5 A	4	poles	1SNA **205 976** R**0000**
		BJADO6.5	17,5 A	5	poles	1SNA **205 977** R**0100**
		BJADO6.10	17,5 A	10	poles	1SNA **205 982** R**2700**
		BJADO6.20	17,5 A	20	poles	1SNA **205 992** R**2100**
		OUMAD				1SNA **179 466** R**0600**
		OUPAD				1SNA **178 944** R**0400**
		OUTAD				1SNA **205 710** R**1100**
		OUTA				1SNA **205 284** R**0300**
		EXAD2				1SNA **205 721** R**0000**
		CEADO.6				1SNA **399 346** R**1200**
		CEADOE				1SNA **399 341** R**1500**
		On top	RC65			

Miniblocks Insulation Displacement

ADO - ADO

Base mount with snap in mounting foot

For drilling patterns see page: assembly and accessories

Observations

Terminal block body material is UL 94 V0.

DH 2,5/8.ADO block : for multiple wire connections, the two wires need to be of the same gage and nature (rigid or flexible).

DH 4/8.ADO3 block : connection of only one rigid or flexible 4 mm² wire.

** Notches to identify 8 mm spacing.*

DH 2,5/8.ADO

Spacing 8 mm +0,05 *(.315")*
ADO wire size
1 - 2,5 mm²
16 - 14 AWG

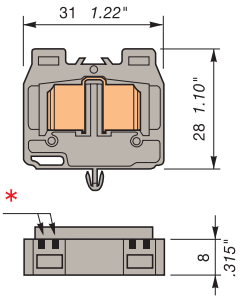

Colour	Type	Part numbers
Grey	**DH 2,5/8.ADO**	1SNA **299 533** R**2200**

Characteristics

Wire size

		IEC NFC	IEC DIN	UL/CSA
Screw	Rigid			
	Flexible			
ADO	Rigid	1-2,5 mm²		16-14 AWG
	Flexible	1-2,5 mm²		16-14 AWG

Voltage

Rated	800 V	600 V
Impulse withstand	8 kV	
Pollution degree	3	

Current

Rated	24 A	25 A

Wire size

Rated / Gauge	2,5 mm²	14 AWG

Wire strip. length	Recomm. screwdriver	Weight	Protection
		7 g	IP 20
		.25 oz	*NEMA 1*

DH 4/8.ADO3

Spacing 8 mm +0,05 *.315"*
ADO wire size
4 mm²
12 AWG

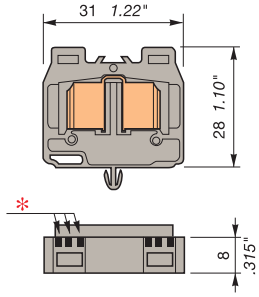

Colour	Type	Part numbers
Grey	**DH 4/8.ADO3**	1SNA **399 420** R**0100**

Characteristics

Wire size

		IEC NFC	IEC DIN	UL/CSA
Screw	Rigid			
	Flexible			
ADO	Rigid	4 mm²		12 AWG
	Flexible	4 mm²		12 AWG

Voltage

Rated	1000 V	
Impulse withstand		
Pollution degree	3	

Current

Rated	32 A	

Wire size

Rated / Gauge	4 mm²	12 AWG

Wire strip. length	Recomm. screwdriver	Weight	Protection
		7 g	IP 20
		.25 oz	*NEMA 1*

Accessories

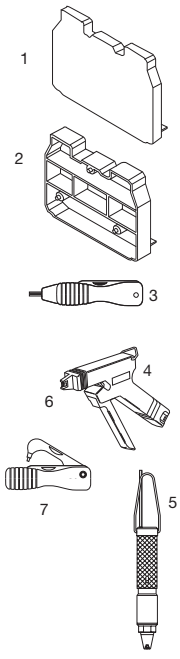

			Type		P/N
1	End section	gris	FEAD2	th. 2,5 mm	1SNA **199 423** R**1000**
		orange	FEAD2	th. 2,5 mm	1SNA **199 424** R**1100**
2	Separator	gris	FEAD6	th. 5,0 mm	1SNA **199 435** R**1400**
		orange	FEAD6	th. 5,0 mm	1SNA **199 436** R**1500**
3	Hand tool kit		OUMAD		1SNA **179 466** R**0600**
4	Semi automatic tool		OUPAD		1SNA **178 944** R**0400**
5	Pneumatic tool kit		OUTAD		1SNA **205 710** R**1100**
6	Replacement head kit		OUTA		1SNA **205 284** R**0300**
7	Extraction tool kit		EXAD2		1SNA **205 721** R**0000**

R	See section on markers marking method	On top	RCAL85

			Type		P/N
1	End section	gris	FEAD2	th. 2,5 mm	1SNA **199 423** R**1000**
		orange	FEAD2	th. 2,5 mm	1SNA **199 424** R**1100**
2	Separator	gris	FEAD6	th. 5,0 mm	1SNA **199 435** R**1400**
		orange	FEAD6	th. 5,0 mm	1SNA **199 436** R**1500**
3	Hand tool kit		OUMAD		1SNA **179 466** R**0600**
4	Semi automatic tool		OUPAD		1SNA **178 944** R**0400**
5	Pneumatic tool kit		OUTAD		1SNA **205 710** R**1100**
6	Replacement head kit		OUTA		1SNA **205 284** R**0300**
7	Extraction tool kit		EXAD2		1SNA **205 721** R**0000**

R	See section on markers marking method	On top	RCAL85

TOOLS PRESENTATION

PNEUMATIC TOOL KIT

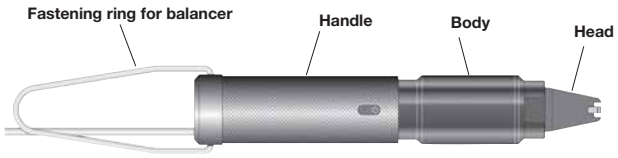

OUTAD 1SNA **205 710** R**11**00

This kit includes extraction tool EXAD2.

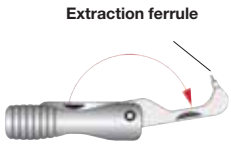

EXAD2 1SNA **205 721** R**00**00

Pneumatic tool installation

Technical information

- Energy : lubricated compressed air.
- Air pressure : 6 $^{\pm 0.5}$ bars.
- Lubrication BY F.R.L.
  (Filter, Regulator, Lubricator)
  (1 oil drop every 20 operations)
- Compressed-air supply : standard pipe DIA. 4 mm.
- Connection of the pipe to the tool by quick release coupling (integrated into the tool).
- Min. nb of operations : 1 000 000
- Dimensions : Lg : 215 mm x DIA. 37 mm.
- Weight : 575 g.

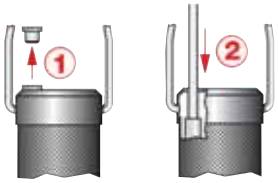

① Remove the protective plug from the compressed air inlet.

② Insert the clean cut pipe without special preparation into the dedicated hole and push in fully.

③ Hang the toll on a balancer.

For more information, contact your entrelec local agent.
Warranty of the tool : 1 year in standard use (except disassembling of the tool's body by customer).

SEMI-AUTOMATIC TOOL

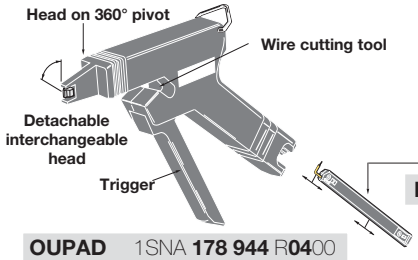

Wire extractor

EXAD 1SNA **178 646** R**11**00

OUPAD 1SNA **178 944** R**04**00

Min. nb of operations : 100 000

SIMPLIFIED TOOL

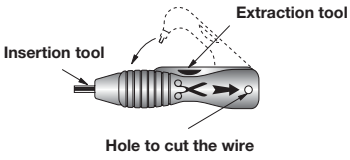

Delivered with simplified tool :

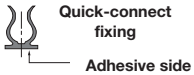

OUMAD 1SNA **179 466** R**06**00

Min. nb of operations : 500

INSTRUCTION FOR USE

Allows connection of two wires of the same gage and type (rigid or flexible) one by one.

A - Connection of the first wire

Pneumatic tool :

① Introduce the wire.

② Apply the tool head to the upper opening without forcing its self-alignment device (the tool must be at right angle with the block).

③ Operate the handle directly in line with the tool to release a connect cycle.

Safety :
This tool must be operated only when positioned on the terminal block.

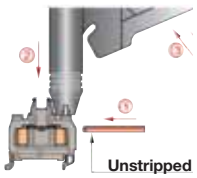

Semi-automatic tool :

① Introduce the wire.

② Apply the tool head to the upper opening without forcing its self-alignment device (the tool must be at right angle with the block).

③ Press the trigger all the way.

④ Release the trigger to disengage the tool.

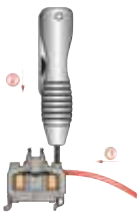

Simplified tool :

① Introduce the wire.

② Place the tool into the upper opening, push the wire home.

B - Connection of the second wire : same as for the first wire.

C - Extraction of wires

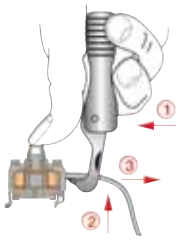

① Place the hook of the extractor under the wire into the slot of the terminal block.

② Slide the wires outside while securing firmly the block.

③ Remove the first wire. Repeat operations ① ② ③ above for a second wire.

NOTE : Wire must be cut clean before reconnecting it to the terminal block.

REPLACEMENT OF THE HEAD

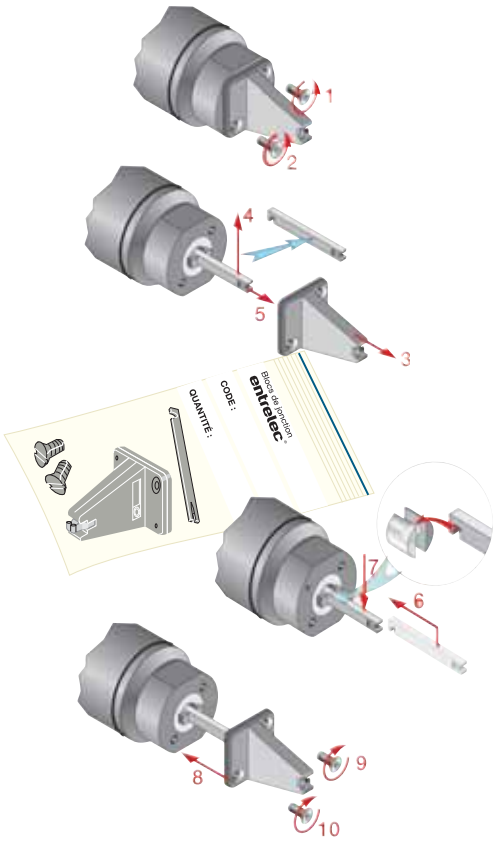

Replacement head kit

OUTA 1SNA **205 284** R**03**00

Terminal blocks

D - Power terminal blocks

Summary

1. Terminal blocks DIN 3 with bistable foot and base mounting

Terminal blocks with 2 studs 274
Terminal blocks with 1 stud and 1 wire clamp 277

2. Power terminal blocks type I

Terminal blocks with 1 stud 280
Terminal blocks with 2 studs 281
Terminal blocks with 1 stud and 1 wire clamp 283

POWER TERMINAL BLOCKS
TECHNICAL SPECIFICATIONS

Marking
Many marking possibilities :
RC, RPC and wire marker

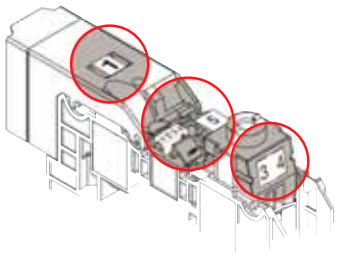

Covers
- Enhanced covers resistance triple hook system
- Cover can be cut to reduce space or for flexible bar connection

Versions
- AF version (Screw clamp / Stud) easy connection to the field
- FF version (2 Studs with cover)

- FF version (2 Studs without cover)

Locking
Assembly solutions

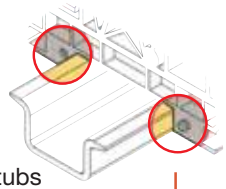

With stubs

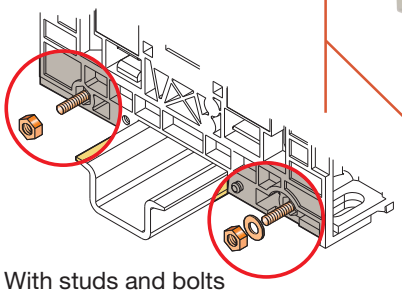

With studs and bolts



Locking foot
Can be opened from the center or the sides

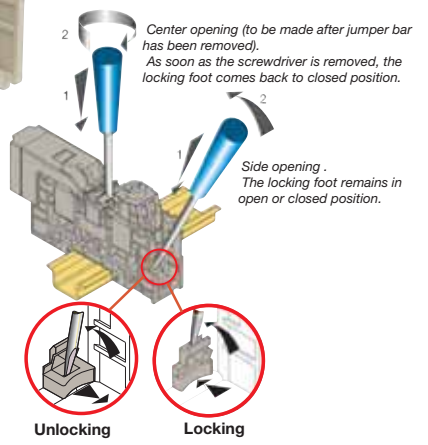

Jumper bar
- Pivoting marker holder, Jumpers remain IP20
- Move the marker holders up
- Cut out the partition
- Screw the jumper bar

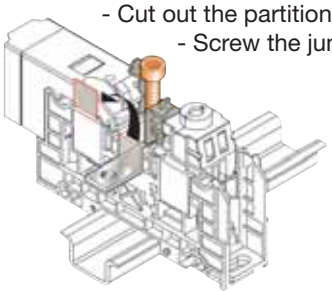

Plate mounting housing

Rail mounting foot test :
High resistance

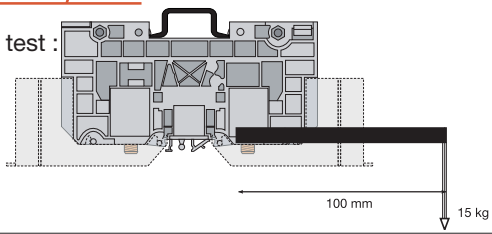

STUD / SCREW CLAMP : SAME SAFETY FEATURES

Stud connection





Screw clamp connection

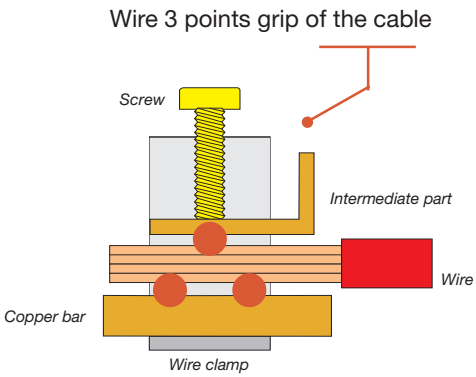

Power terminal blocks

DIN 3 with bistable foot and base mounting

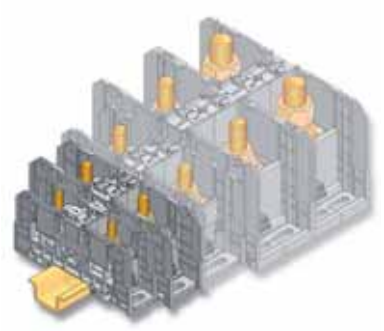

refer to the section "Special Applications" for part numbers and characteristics.

Rail	⊔	35 x 7,5 x 1	**PR3.Z2**	1SNA **174 300** R1700
Rail	⊔	35 x 15 x 2,3	**PR4**	1SNA **168 500** R1200
Rail	⊔	35 x 15 x 1,5	**PR5**	1SNA **168 700** R2200

Other rails : see section on accessories.

Notes

** NFC 20130*
*** DIN 46234*
Base mounting with M6 screws.
See drilling next page.

D 35/27.FF

Spacing 27 mm *(1.06")*

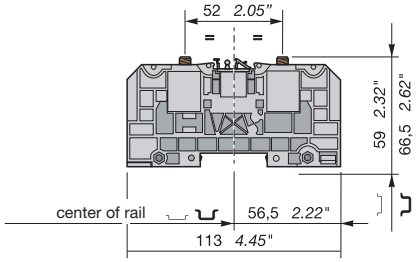

2 studs M6

Color		Type	Part number
Grey	□	**D35/27.FF**	1SNA **190 001** R2000
without cover			
Grey	□	**D35/27.FF**	1SNA **190 033** R1700
delivered with two covers			

Characteristics

Wire size

		IEC NFC*	IEC DIN**	UL/CSA
Lug	Rigid	2,5-35 mm²	2,5-50 mm²	1 AWG max.
C4*	Flexible	2,5-35 mm²	2,5-35 mm²	1 AWG max.

Rated voltage

V =~	1000	600
Impulse withstand	8 kV	
Pollution degree	3	

Rated current

Nominal	125 A	125 A

Rated wire size

Nominal	35 mm²	1 AWG max.

	Lug	Central screw	Wire-clamp	Wire stripping length
Recommended wrench	H 10 mm	6 mm Allen key		
Recommended torque	3-6 Nm/*26.1-52 lb.in*	6-12 Nm/*52-104 lb.in*		

D 70/32.FF

Spacing 32 mm *(1.26")*

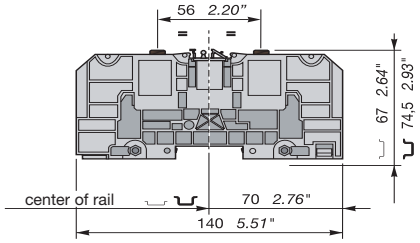

2 studs M8

Color		Type	Part number
Grey	□	**D70/32.FF**	1SNA **190 002** R2100
without cover			
Grey	□	**D70/32.FF**	1SNA **190 034** R1000
delivered with two covers			

Characteristics

Wire size

		IEC NFC*	IEC DIN**	UL/CSA
Lug	Rigid	6-95 mm²	6-70 mm²	000 AWG max.
C6*	Flexible	6-70 mm²	6-70 mm²	000 AWG max.

Rated voltage

V =~	1000	600
Impulse withstand	8 kV	
Pollution degree	3	

Rated current

Nominal	192 A	170 A

Rated wire size

Nominal	70 mm²	000 AWG max.

	Lug	Central screw	Wire-clamp	Wire stripping length
Recommended wrench	H 13 mm	6 mm Allen key		
Recommended torque	6-12 Nm/*52-104 lb.in*	6-12 Nm/*52-104 lb.in*		

Accessories

		Type	Part number
1	End stop (other end stops : see accessories)	BADH ⊔ th. 12 mm	1SNA **116 900** R2700
2	Rotating protective cover IP 20	CPUF35 grey	1SNA **190 016** R1600
3	Jumper bar with CHc screws 2 poles	BJS27	1SNA **205 772** R1300
	3 poles	BJS27	1SNA **205 773** R1400
4	TAP for Faston 6.35 x 0.8 mm and screw	DRF6	1SNA **205 767** R1600
R	See marking chapter Marking method	On cover : RC810 — On the middle : RC810 or RPC	

		Type	Part number
1	End stop (other end stops : see accessories)	BADH ⊔ th. 12 mm	1SNA **116 900** R2700
2	Rotating protective cover IP 20	CPUF70 grey	1SNA **190 017** R1700
3	Jumper bar with CHc screws 2 poles	BJS32	1SNA **205 774** R1500
	3 poles	BJS32	1SNA **205 775** R1600
4	TAP for Faston 6.35 x 0.8 mm and screw	DRF8	1SNA **205 768** R2700
R	See marking chapter Marking method	On cover : RC810 — On the middle : RC810 or RPC	

Power terminal blocks

DIN 3 with bistable foot and base mounting

refer to the section "Special Applications" for part numbers and characteristics.

Rail	⊔	35 x 7,5 x 1	**PR3.Z2**	1SNA **174 300** R1700
Rail	⊔	35 x 15 x 2,3	**PR4**	1SNA **168 500** R1200
Rail	⊔	35 x 15 x 1,5	**PR5**	1SNA **168 700** R2200

Other rails : see section on accessories.

Notes

** NFC 20130*
*** DIN 46234*
Base mounting with M6 screws.
See drilling next page.

D 120/42.FF

Spacing 42 mm *(1.65")*

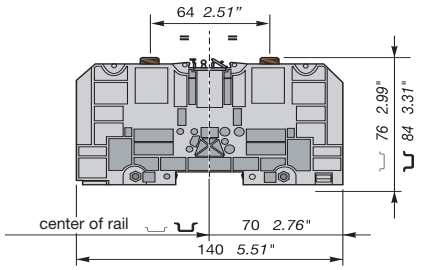

2 studs M10

Color		Type	Part number
Grey	▫	**D120/42.FF**	1SNA **190 003** R2200
without cover			
Grey	▫	**D120/42.FF**	1SNA **190 035** R1100
delivered with two covers			

Characteristics

Wire size

		IEC NFC*	IEC DIN**	UL/CSA
Lug	Rigid	6-150 mm²	6-120 mm²	300 MCM max.
C8*	Flexible	6-120 mm²		300 MCM max.

Rated voltage

V =~	1000	600
Impulse withstand	8 kV	
Pollution degree	3	

Rated current

Nominal	269 A	269 A

Rated wire size

Nominal	120 mm²	300 MCM max.

	Lug	Central screw	Wire-clamp	Wire stripping length
Recommended wrench	H 17 mm	6 mm Allen key		
Recommended torque	10-20 Nm/87-174 lb.in	6-12 Nm/52-104 lb.in		

Color		Type	Part number

Characteristics

Wire size

		IEC NFC*	IEC DIN**	UL/CSA
Lug	Rigid			
C8*	Flexible			

Rated voltage

V =~		
Impulse withstand		
Pollution degree		

Rated current

Nominal		

Rated wire size

Nominal		

	Lug	Central screw	Wire-clamp	Wire stripping length

Type	Part number

Accessories

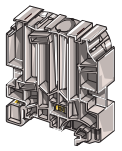

1 End stop (other end stops : see accessories) — BADH ⊔ th. 12 mm — 1SNA **116 900** R2700

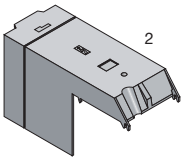

2 Rotating protective cover IP 20 — CPUF120 grey — 1SNA **190 018** R2000

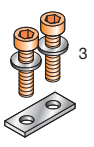

3 Jumper bar with CHc screws
2 poles — BJS42 — 1SNA **205 776** R1700
3 poles — BJS42 — 1SNA **205 777** R1000

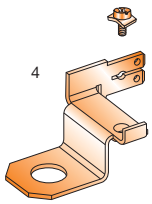

4 TAP for Faston 6.35 x 0.8 mm and screw — DRF10 — 1SNA **205 769** R2000

R See marking chapter Marking method

On cover :	On the middle :
RC 810	RC 810 or RPC

Power terminal blocks

DIN 3 with bistable foot and base mounting

refer to the section "Special Applications" for part numbers and characteristics.

Rail	⊔	35 x 7,5 x 1	**PR3.Z2**	1SNA **174 300** R1700
Rail	⊔	35 x 15 x 2,3	**PR4**	1SNA **168 500** R1200
Rail	⊔	35 x 15 x 1,5	**PR5**	1SNA **168 700** R2200

Other rails : see section on accessories.

Notes

** NFC 20130*
*** DIN 46234*
Base mounting with M6 screws.
See drilling next page.

D 185/55.FF

Spacing 55 mm *(2.16")*

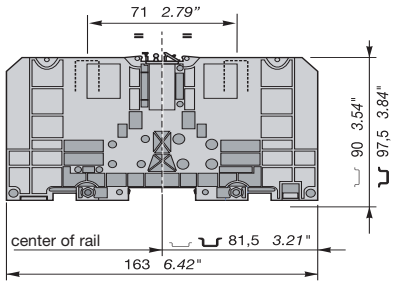

2 studs M12

Color		Type	Part number
Grey	◻	**D185/55.FF**	1SNA **190 004** R2300
without cover			
Grey	◻	**D185/55.FF**	1SNA **190 036** R1200
delivered with two covers			

Characteristics

Wire size

		IEC NFC*	IEC DIN**	UL/CSA
Lug	Rigid	25-240 mm²	6-185 mm²	500 MCM max.
C11*	Flexible	6-185 mm²		500 MCM max.

Rated voltage

V =~	1000	600
Impulse withstand	8 kV	
Pollution degree	3	

Rated current

Nominal	353 A	353 A

Rated wire size

Nominal	185 mm²	500 MCM max.

	Lug	Central screw	Wire-clamp	Wire stripping length
Recommended wrench	H 19 mm	6 mm Allen key		
Recommended torque	14-30 Nm/*121-261 lb.in*	6-12 Nm/*52-104 lb.in*		

D 300/55.FF

Spacing 55 mm *(2.16")*

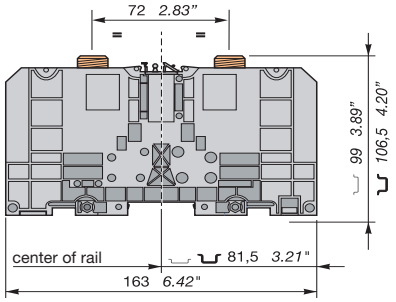

2 studs M16

Color		Type	Part number
Grey	◻	**D300/55.FF**	1SNA **190 005** R2400
without cover			
Grey	◻	**D300/55.FF**	1SNA **190 037** R1300
delivered with two covers			

Characteristics

Wire size

		IEC NFC*	IEC DIN**	UL/CSA
Lug	Rigid	25-300 mm²	6-300 mm²	1000 MCM max.
	Flexible	6-300 mm²		1000 MCM max.

Rated voltage

V =~	1000	600
Impulse withstand	8 kV	
Pollution degree	3	

Rated current

Nominal	520 A	460 A

Rated wire size

Nominal	300 mm²	1000 MCM max.

	Lug	Central screw	Wire-clamp	Wire stripping length
	H 24 mm	6 mm Allen key		
	25-50 Nm/*217-435 lb.in*	6-12 Nm/*52-104 lb.in*		

Accessories

		Type	Part number
1	End stop (other end stops : see accessories)	BADH ⊔ th. 12 mm	1SNA **116 900** R2700
2	Rotating protective cover IP 20	CPUF185 grey	1SNA **190 019** R2100
3	Jumper bar with CHc screws 2 poles	BJS551	1SNA **205 778** R2100
	3 poles	BJS551	1SNA **205 779** R2200
4	TAP for Faston 6.35 x 0.8 mm and screw	DRF12	1SNA **205 770** R2500
R	See marking chapter Marking method	On cover : RC810 — On the middle : RC810 or RPC	

	Type	Part number
1	BADH ⊔ th. 12 mm	1SNA **116 900** R2700
2	CPUF185 grey	1SNA **190 019** R2100
3	BJS551	1SNA **205 778** R2100
	BJS551	1SNA **205 779** R2200
4	DRF16	1SNA **205 771** R1200
R	On cover : RC810 — On the middle : RC810 or RPC	

Power terminal blocks

DIN 3 with bistable foot and base mounting



Delivered with cover

Rail	35 x 7,5 x 1	**PR3.Z2**	1SNA **174 300** R1700
Rail	35 x 15 x 2,3	**PR4**	1SNA **168 500** R1200
Rail	35 x 15 x 1,5	**PR5**	1SNA **168 700** R2200

Other rails : see section on accessories.

Notes

** NFC 20130*
*** DIN 46234*

Base mounting with M6 screws.
See drilling next page.

D 35/27.AF

Spacing 27 mm *(1.06")*

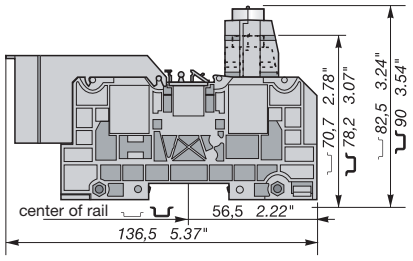

1 stud M6 + 1 wire-clamp with CHC M6 screw

Color		Type	Part number
Grey	□	**D 35/27.AF**	1SNA **190 006** R2500

Delivered with covers

Characteristics

Wire size		NFC*	DIN**	UL	CSA
Lug	Rigid	2,5-35 mm²	2,5-50 mm²	1-12 AWG	1-12 AWG
C4*	Flexible	2,5-35 mm²	2,5-35 mm²	1-12 AWG	1-12 AWG
Wire-clamp	Rigid	2,5-40 mm²			
IEC B9	Flexible	2,5-35 mm²			
Rated voltage		**IEC**	**IEC**		
V =~		1000	1000	600	600
Impulse withstand		8 kV	8 kV		
Pollution degree		3	3		
Rated current		**IEC**			
Nominal		125 A		130 A	130 A
Rated wire size					
Nominal		35 mm²			

	Lug	Central screw	Wire-clamp	Wire stripping length
Recommended wrench	H 10 mm	6 mm Allen key	5 mm Allen Key	28 mm
Recommended torque	3-6 Nm/*26.1/52 lb.in*	6-12 Nm/*52-104 lb.in*	3-6 Nm/*26.1/52 lb.in*	

D 70/32.AF

Spacing 32 mm *(1.26")*

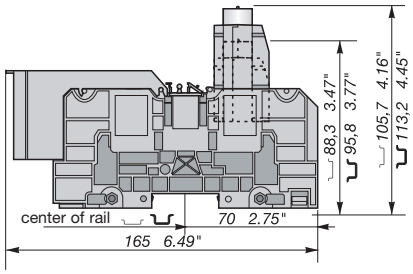

1 stud M8 + 1 wire-clamp with CHC M8 screw

Color		Type	Part number
Grey	□	**D 70/32.AF**	1SNA **190 007** R2600

Delivered with covers

Characteristics

Wire size		NFC*	DIN**	UL	CSA
Lug	Rigid	6-95 mm²	6-70 mm²	000-10 AWG	000-10 AWG
C6*	Flexible	6-70 mm²	6-70 mm²	000-10 AWG	000-10 AWG
Wire-clamp	Rigid	6-95 mm²			
IEC B11	Flexible	6-70 mm²			
Rated voltage		**IEC**	**IEC**		
V =~		1000	1000	600	600
Impulse withstand		8 kV	8 kV		
Pollution degree		3	3		
Rated current		**IEC**			
Nominal		192 A		165 A	165 A
Rated wire size					
Nominal		70 mm²			

	Lug	Central screw	Wire-clamp	Wire stripping length
	H 13 mm	6 mm Allen key	6 mm Allen Key	33 mm
	6-12 Nm/*52-104 lb.in*	6-12 Nm/*52-104 lb.in*	6-12 Nm/*52-104 lb.in*	

Accessories

		Type	Part number
1	End stop (other end stops : see accessories)	BADH □ th. 12 mm	1SNA **116 900** R2700
2	Rotating protective cover IP 20	CPUF35 grey	1SNA **190 016** R1600
3	Jumper bar with CHC screws 2 poles	BJS27	1SNA **205 772** R1300
	3 poles	BJS27	1SNA **205 773** R1400
4	TAP for Faston 6.35 x 0.8 mm and screw	DRF6	1SNA **205 767** R1600
R	**R** See marking chapter Marking method	On cover : RC810 — On the middle : RC810 or RPC	

		Type	Part number
1	End stop (other end stops : see accessories)	BADH □ th. 12 mm	1SNA **116 900** R2700
2	Rotating protective cover IP 20	CPUF70 grey	1SNA **190 017** R1700
3	Jumper bar with CHC screws 2 poles	BJS32	1SNA **205 774** R1500
	3 poles	BJS32	1SNA **205 775** R1600
4	TAP for Faston 6.35 x 0.8 mm and screw	DRF8	1SNA **205 768** R2700
R	**R** See marking chapter Marking method	On cover : RC810 — On the middle : RC810 or RPC	

Power terminal blocks

DIN 3 with bistable foot and base mounting



Delivered with cover

Rail	⊔	35 x 7,5 x 1	**PR3.Z2**	1SNA **174 300** R1700
Rail	⊔	35 x 15 x 2,3	**PR4**	1SNA **168 500** R1200
Rail	⊔	35 x 15 x 1,5	**PR5**	1SNA **168 700** R2200

Other rails : see section on accessories.

Notes

** NFC 20130*
*** DIN 46234*

Base mounting with M6 screws.
See drilling next page.

D 120/42.AF

Spacing 42 mm *(1.65")*

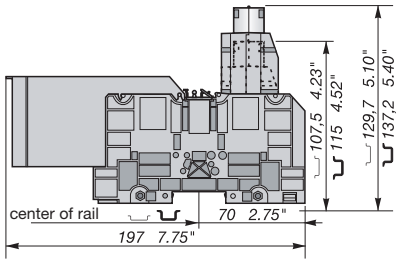

1 stud M10 + wire clamp with CHC M10 screw

Color		Type	Part number
Grey	□	**D120/42.AF**	1SNA **190 008** R0700

Delivered with covers

Characteristics

Wire size		NFC*	DIN**	UL	CSA
Lug	Rigid	6-150 mm²	6-120 mm²	300-10 AWG	300-10 AWG
C8*	Flexible	6-120 mm²	6-120 mm²	300-10 AWG	300-10 AWG
Wire-clamp	Rigid	6-150 mm²			
IEC B13	Flexible	6-120 mm²			
Rated voltage		**IEC**	**IEC**		
V =~		1000	1000	600	600
Impulse withstand		8 kV	8 kV		
Pollution degree		3	3		
Rated current		**IEC**			
Nominal		269 A		240 A	240 A
Rated wire size					
Nominal		120 mm²			

	Lug	Central screw	Wire-clamp	Wire stripping length
Recommended wrench	H 17 mm	6 mm Allen key	8 mm Allen key	38 mm
Recommended torque	10-20 Nm/87-174 lb.in	6-12 Nm/52-104 lb.in	10-20 Nm/87-174 lb.in	1.50"

D 185/55.AF

Spacing 55 mm *(2.16")*

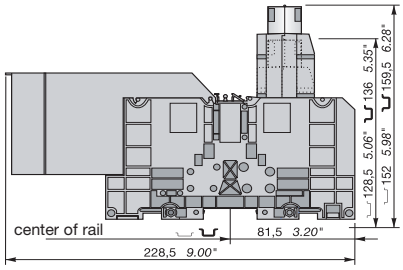

1 stud M12 + wire clamp with CHC M12 screw

Color		Type	Part number
Grey	□	**D185/55.AF**	1SNA **190 009** R0000

Delivered with covers

Characteristics

Wire size		NFC*	DIN**	UL	CSA
Lug	Rigid	25-240 mm²	6-185 mm²	500-4 AWG	500-4 AWG
C11*	Flexible	6-185 mm²	6-185 mm²	500-4 AWG	500-4 AWG
Wire-clamp	Rigid	25-240 mm²			
IEC B15	Flexible	25-185 mm²			
Rated voltage		**IEC**	**IEC**		
V =~		1000	1000	600	600
Impulse withstand		8 kV	8 kV		
Pollution degree		3	3		
Rated current		**IEC**			
Nominal		353 A		320 A	320 A
Rated wire size					
Nominal		185 mm²			

	Lug	Central screw	Wire-clamp	Wire stripping length
Recommended wrench	H 19 mm	6 mm Allen key	10 mm Allen key	47 mm
Recommended torque	14-30 Nm/121-261 lb.in	6-12 Nm/52-104 lb.in	14-20 Nm/121-174 lb.in	1.85"

Accessories

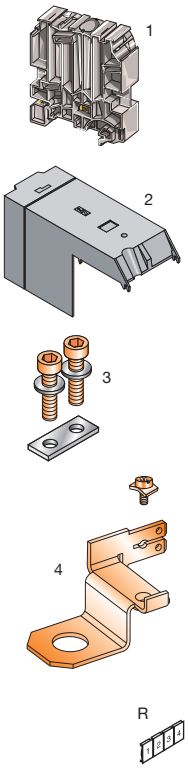

		Type		Part number	Type		Part number
1	End stop (other end stops : see accessories)	BADH	⊔ th. 12 mm	1SNA **116 900** R2700	BADH	⊔ th. 12 mm	1SNA **116 900** R2700
2	Rotating protective cover IP 20	CPUF120	grey	1SNA **190 018** R2000	CPUF185	grey	1SNA **190 019** R2100
3	Jumper bar with CHC screws 2 poles	BJS42		1SNA **205 776** R1700	BJS551		1SNA **205 778** R2100
	3 poles	BJS42		1SNA **205 777** R1000	BJS551		1SNA **205 779** R2200
4	TAP for Faston 6.35 x 0.8 mm and screw	DRF10		1SNA **205 769** R2000	DRF12		1SNA **205 770** R2500
R	See marking chapter Marking method	On cover : RC810	On the middle : RC810 or RPC		On cover : RC810	On the middle : RC810 or RPC	

Drilling for panel mounting and dimensions with the covers

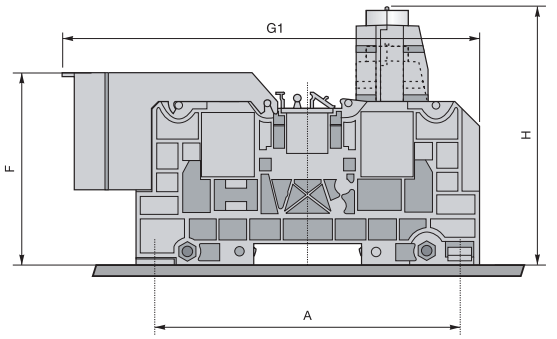

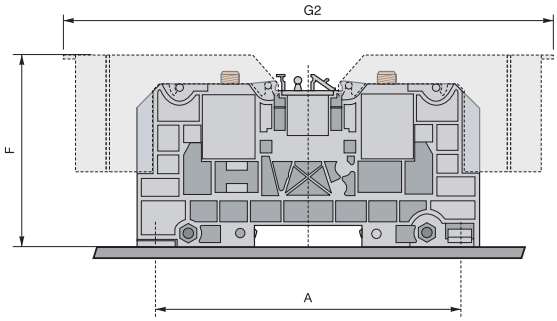

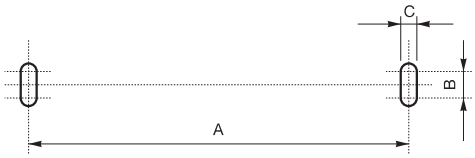

D 35/27.AF - D 70/32.AF - D 120/42.AF
D 35/27.FF - D 70/32.FF - D 120/42.FF

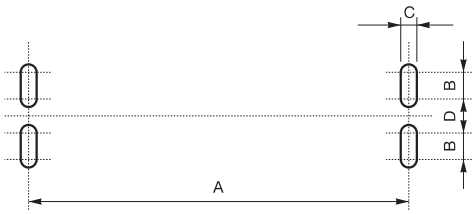

D 185/55.AF
D 185/55.FF - D 300/55.FF

Type	Mounting with :	A	B	C	D	F	G1	G2	H
D 35/27...	2 Screws	100,5	7,5	6,5	/	63,5	136,5	160	82,5
D 70/32...	2 Screws	120	7,5	6,5	/	72,5	165	190,5	105,7
D 120/42...	2 Screws	120	7,5	6,5	/	83,5	197	255,5	129,7
D 185/55...	4 Screws	135	13,5	6,5	8,5	103,5	228,5	295	151,5
D 300/55...	4 Screws	135	13,5	6,5	8,5	105	/	295	/

Dimensions in mm.

Marking

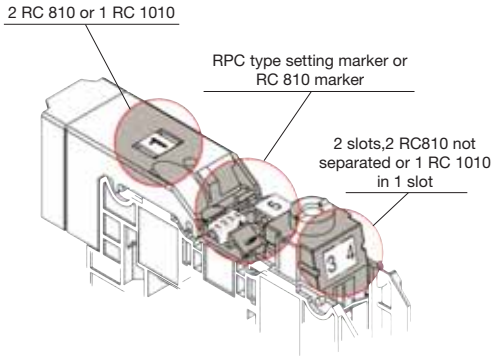

Jumper bar

- move the marker holders up
- cut out the partition
- screw the jumper bar

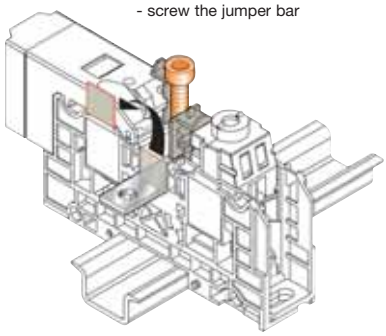

Locking foot operating with screwdriver DIA. 4

Center opening (to be made after jumper bar has been removed) "monostable action".
As soon as the screwdriver is removed, the locking foot comes back to closed position

Side opening with 2 positions. The locking foot remains in open or closed position.

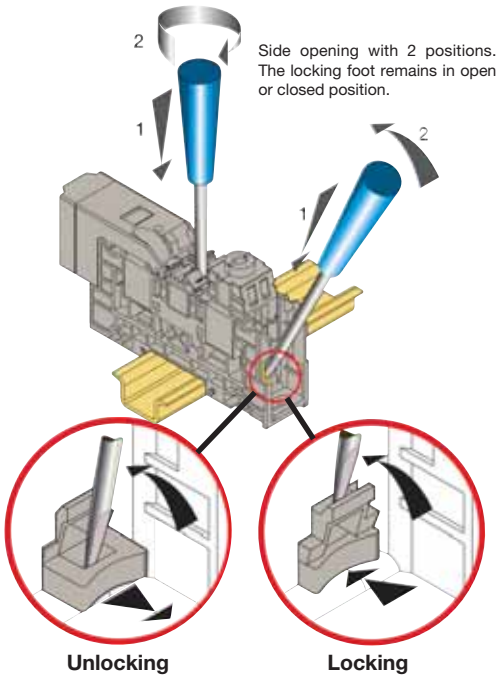

Unlocking **Locking**

Locking

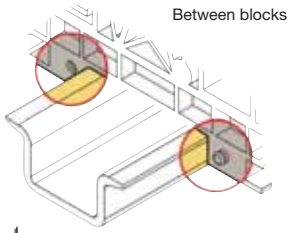

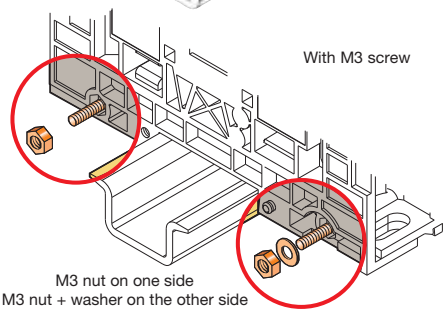

Mounting of the derivative system

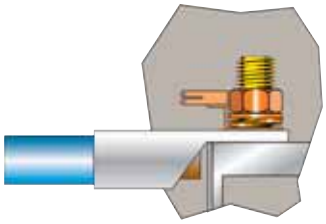

Power terminal blocks

Type I

DIN 1 - DIN 3

The use of some accessories may decrease the block's voltage rating. For more information, consult us.

Rail	35 x 7,5 x 1	**PR3.Z2**	1SNA **174 300** R**17**00
Rail	35 x 15 x 2,3	**PR4**	1SNA **168 500** R**12**00
Rail	35 x 15 x 1,5	**PR5**	1SNA **168 700** R**22**00
Rail	32 x 15 x 1,5	**PR1.Z2**	1SNA **163 050** R**04**00

Other end stops, rails and accessories : see section on accessories.

Notes

M 35/26.F

Spacing 26 mm *(1.02")*

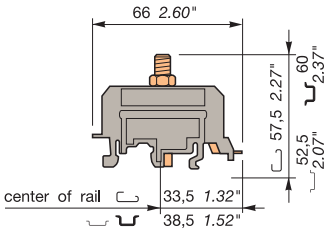

1stud M6

Color		Type	Part number
Grey	□	**M 35/26.F**	1SNA **115 141** R**10**00

Characteristics

Wire size

	DIN	NFC	UL	CSA
Lug	2,5-50 mm²	4-35 mm²	10-2 AWG	4 AWG max.
Bar		16 x 4 mm	*.63" x .16"*	
Wire-clamp				

Voltage		IEC	IEC		
V~=	Without partition	1000	1000	600	600
	With partition	1000	1000	600	600
Impulse withstand		8 kV	8 kV		
Pollution degree		3	3		

Current	DIN	NFC		
Rated	125 A	101 A	115 A	125 A

Wire size

Rated / Gauge	35 mm²	25 mm²	2 AWG	4 AWG

	Lug		Wire clamp	Wire stripping length
Recommended wrench	H 10 mm			
Recommended torque	4,5 Nm *39 lb.in*			

M 70/31.F

Spacing 31 mm *(1.22")*

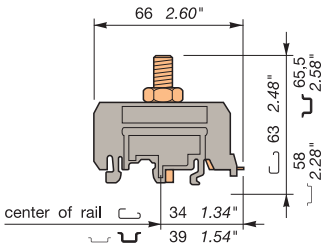

1 stud M8

Color		Type	Part number
Grey	□	**M 70/31.F**	1SNA **115 144** R**13**00

Characteristics

Wire size

	DIN	NFC	UL	CSA
Lug	2,5-70 mm²	6-70 mm²	4-00 AWG	0 AWG max.
Bar		20 x 5 mm	*.78" x .20"*	
Wire-clamp				

Voltage		IEC	IEC		
V~=	Without partition	1000	1000	600	600
	With partition	1000	1000	600	600
Impulse withstand		8 kV	8 kV		
Pollution degree		3	3		

Current	DIN	NFC		
Rated	150 A	150 A	175 A	200 A

Wire size

Rated/gauge	50 mm²	50 mm²	00 AWG	0 AWG

	Lug		Wire clamp	Wire stripping length
	H 13 mm			
	6 Nm *52 lb.in*			

Accessories

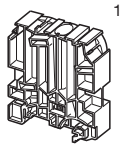

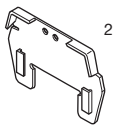

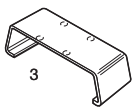

		Type		Part number	Type		Part number
1	End stop (other end stop: see accessories)	BAEH	□	1SNA **116 934** R**04**00	BAEH	□	1SNA **116 934** R**04**00
		BADH	⊔	1SNA **116 900** R**27**00	BADH	⊔	1SNA **116 900** R**27**00
		BAMH	□ ⊔	1SNA **114 836** R**00**00	BAMH	□ ⊔	1SNA **114 836** R**00**00
2	Partition for cover	ECP26		1SNA **113 689** R**24**00	ECP31		1SNA **113 690** R**21**00
3	Protective cover (marked cut)	CPP261	1 block	1SNA **168 202** R**13**00	CPP311	1 block	1SNA **168 204** R**15**00
		CPP262	2 blocks	1SNA **168 201** R**12**00	CPP312	2 blocks	1SNA **168 203** R**14**00
		CPP263	3 blocks	1SNA **163 403** R**20**00	CPP313	3 blocks	1SNA **163 409** R**06**00

R

R See section on markers Marking method

PEP+RC610 for ECP RC610 for CPU cover

PEP+RC610 for ECP RC610 for CPU cover

M 120/35.F

Spacing 35 mm *(1.38")*

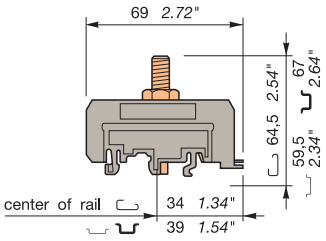

1 stud M8

Color		Type	Part number
Grey	□	**M 120/35.F**	1SNA **115 147** R**16**00

M 300/42.F

Spacing 42 mm *(1.65")*

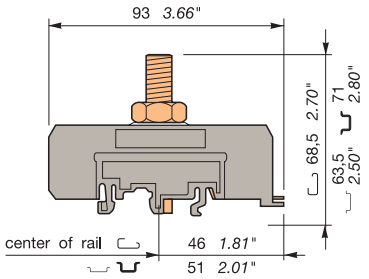

1 stud M10

Color		Type	Part number
Grey	□	**M 300/42.F**	1SNA **115 150** R**25**00

M 35/26.FF

Spacing 26 mm *(1.02")*

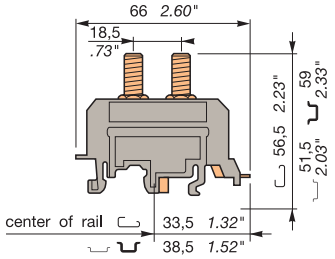

2 studs M6 linked by
1 removable bar 15 x 4 mm

Color		Type	Part numbers
Grey	□	**M 35/26.FF**	1SNA **115 140** R**23**00
Beige	□	**M 35/26.FF**	1SNA **195 140** R**24**00

Characteristics

Wire size

	DIN	NFC	UL	CSA
Lug	2,5-70 mm²	6-95 mm²	2-250 MCM	000 AWG max.
Bar		25 x 5 mm	*1" x .20"*	
Wire-clamp				

Voltage		IEC	IEC		
V~=	Without partition	1000	1000	600	600
	With partition	1000	1000	600	600
Impulse withstand		8 kV	8 kV		
Pollution degree		3	3		

Current	DIN	NFC		
Rated	150 A	192 A	255 A	270 A

Wire-size				
Rated	50 mm²	70 mm²	250 MCM	000 AWG

Lug	Central bolt	Wire-clamp	Wire stripping length
H 13 mm			
6 Nm *52 lb.in*			

Type			Part numbers
BAEH	⊂⊃	th. 12 mm	1SNA **116 934** R**04**00
BADH	⊔	th. 12 mm	1SNA **116 900** R**27**00
BAMH	⊂⊃ ⊔	th. 9,1 mm	1SNA **114 836** R**00**00
ECP35			1SNA **113 691** R**16**00
CPP351		1 block	1SNA **168 206** R**17**00
CPP352		2 blocks	1SNA **168 205** R**16**00
CPP353		3 blocks	1SNA **163 418** R**26**00

PEP+RC610 for ECP RC610 for CPU cover

Characteristics

Wire size

	DIN	NFC	UL	CSA
Lug	6-150 mm²	50-150 mm²	0-500 MCM	500 MCM
Bar		32 x 8 mm	*1.26" x .32"*	
Wire-clamp				

Voltage		IEC	IEC		
V~=	Without partition	1000	1000	600	600
	With partition	1000	1000	600	600
Impulse withstand		8 kV	8 kV		
Pollution degree		3	3		

Current	DIN	NFC		
Rated	269 A	269 A	230 A	550 A

Wire-size				
Rated	120 mm²	120 mm²	500 MCM	500 MCM

Lug	Central bolt	Wire-clamp	Wire stripping length
H 16 mm			
10 Nm *87 lb.in*			

Type			Part numbers
BAEH	⊂⊃	th. 12 mm	1SNA **116 934** R**04**00
BADH	⊔	th. 12 mm	1SNA **116 900** R**27**00
BAMH	⊂⊃ ⊔	th. 9,1 mm	1SNA **114 836** R**00**00
ECP42			1SNA **113 692** R**17**00
CPP421		1 block	1SNA **168 208** R**21**00
CPP422		2 blocks	1SNA **168 207** R**10**00
CPP423		3 blocks	1SNA **163 424** R**14**00

PEP+RC610 for ECP RC610 for CPU cover

Characteristics

Wire size

	DIN	NFC	UL	CSA
Lug	2,5-50 mm²	4-35 mm²	10-2 AWG	4 AWG max.
Bar		16 x 4 mm	*.63" x .16"*	
Wire-clamp				

Voltage		IEC	IEC		
V~=	Without partition	1000	1000	600	600
	With partition	1000	1000	600	600
Impulse withstand		8 kV	8 kV		
Pollution degree		3	3		

Current	DIN	NFC		
Rated	125 A	101 A	115 A	125 A

Wire-size				
Rated	35 mm²	25 mm²	2 AWG	4 AWG

Lug	Central bolt	Wire-clamp	Wire stripping length
H 10 mm			
4,5 Nm *39 lb.in*			

Type			Part numbers
BAEH	⊂⊃	th. 12 mm	1SNA **116 934** R**04**00
BADH	⊔	th. 12 mm	1SNA **116 900** R**27**00
BAMH	⊂⊃ ⊔	th. 9,1 mm	1SNA **114 836** R**00**00
ECP26			1SNA **113 689** R**24**00
CPP261		1 block	1SNA **168 202** R**13**00
CPP262		2 blocks	1SNA **168 201** R**12**00
CPP263		3 blocks	1SNA **163 403** R**20**00

PEP+RC610 for ECP RC610 for CPU cover

Power terminal blocks

Type I

DIN 1 - DIN 3



Rail	35 x 7,5 x 1	**PR3.Z2**	1SNA **174 300** R**17**00
Rail	35 x 15 x 2,3	**PR4**	1SNA **168 500** R**12**00
Rail	35 x 15 x 1,5	**PR5**	1SNA **168 700** R**22**00
Rail	32 x 15 x 1,5	**PR1.Z2**	1SNA **163 050** R**04**00

Other end stops, rails and accessories : see section on accessories.

Notes

M 70/31.FF

Spacing 31 mm *(1.22")*

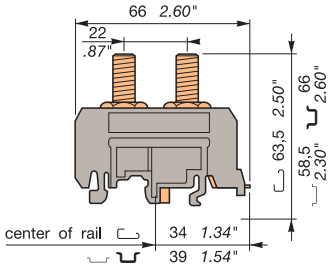

2 studs M8 linked by
1 removable bar 20 x 5 mm

Color	Type	Part numbers
Grey	**M 70/31.FF**	1SNA **115 143** R**12**00

Characteristics

Wire size

	DIN	NFC	UL	CSA
Lug	2,5-70 mm²	6-70 mm²	4-00 AWG	0 AWG max.
Bar	20 x 5 mm		.78" x .20"	
Wire-clamp				

Voltage		IEC	IEC		
V~=	Without partition	1000	800	600	600
	With partition	1000	1000	600	600
Impulse withstand		8 kV	8 kV		
Pollution degree		3	3		

Current	DIN	NFC		
Rated	178 A	150 A	175 A	200 A

Wire size

Rated / Gauge	50 mm²	50 mm²	2/0 AWG	0 AWG

	Lug	Central bolt	Wire clamp	Wire stripping length
Recommended wrench	H 13 mm			
Recommended torque	6 Nm *52 lb.in*			

M 120/35.FF

Spacing 35 mm *(1.38")*

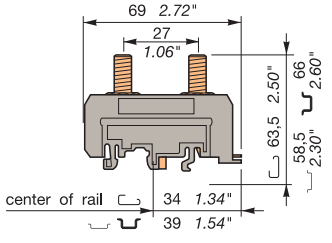

2 studs M8 linked by
1 removable bar 25 x 5 mm

Color	Type	Part numbers
Grey	**M 120/35.FF**	1SNA **115 146** R**15**00

Characteristics

Wire size

	DIN	NFC	UL	CSA
Lug	2,5-70 mm²	6-95 mm²	2-250 MCM	000 AWG max.
Bar	25 x 5 mm		1" x .20"	
Wire-clamp				

Voltage		IEC	IEC		
V~=	Without partition	1000	1000	600	600
	With partition	1000	1000	600	600
Impulse withstand		8 kV	8 kV		
Pollution degree		3	3		

Current	DIN	NFC		
Rated	220 A	192 A	255 A	270 A

Wire size

Rated/gauge	70 mm²	70 mm²	250 MCM	000 AWG

	Lug	Central bolt	Wire clamp	Wire stripping length
Recommended wrench	H 13 mm			
Recommended torque	6 Nm *52 lb.in*			

Accessories

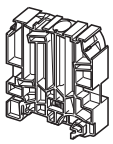

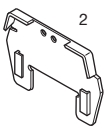

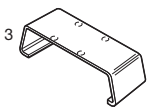

		Type		Part numbers
1	End stop (other end stops : see accessories)	BAEH	th. 12 mm	1SNA **116 934** R**04**00
		BADH	th. 12 mm	1SNA **116 900** R**27**00
		BAMH	th. 9,1 mm	1SNA **114 836** R**00**00
2	Partition for cover	ECP31		1SNA **113 690** R**21**00
3	Protective cover (marked cut)	CPP311	1 block	1SNA **168 204** R**15**00
		CPP312	2 blocks	1SNA **168 203** R**14**00
		CPP313	3 blocks	1SNA **163 409** R**06**00

R See section on markers
Marking method

PEP+RC610 for ECP — RC610 for CPU cover

		Type		Part numbers
		BAEH	th. 12 mm	1SNA **116 934** R**04**00
		BADH	th. 12 mm	1SNA **116 900** R**27**00
		BAMH	th. 9,1 mm	1SNA **114 836** R**00**00
		ECP35		1SNA **113 691** R**16**00
		CPP351	1 block	1SNA **168 206** R**17**00
		CPP352	2 blocks	1SNA **168 205** R**16**00
		CPP353	3 blocks	1SNA **163 418** R**26**00

PEP+RC610 for ECP — RC610 for CPU cover

M 300/42.FF

Spacing 42 mm *(1.65")*

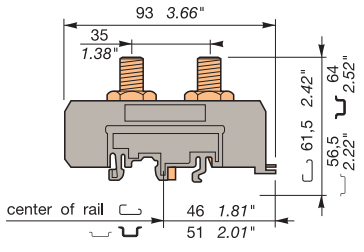

2 studs M10 linked by
1 removable bar 31,5 x 5 mm

Color	Type	Part numbers
Grey	**M 300/42.FF**	1SNA **115 149** R**2**000

Characteristics

Wire size

	DIN	NFC	UL	CSA
Lug	6-150 mm²	50-150 mm²	1/0-500 MCM	500 MCM max.
Bar		32 x 8 mm	*1.26" x .32"*	
Wire-clamp				

Voltage		IEC	IEC		
V~=	Without partition	1000	1000	600	600
	With partition	1000	1000	600	600
Impulse withstand		12 kV	12 kV		
Pollution degree		3	3		

Current	DIN	NFC		
Rated	265 A	269 A	230 A	550 A

Wire-size				
Rated	95 mm²	120 mm²	500 MCM	500 MCM

Lug	Central bolt	Wire-clamp	Wire stripping length
H 16 mm			
10 Nm *87 lb.in*			

Type			Part numbers
BAEH		th. 12 mm	1SNA **116 934** R**04**00
BADH		th. 12 mm	1SNA **116 900** R**27**00
BAMH		th. 9,1 mm	1SNA **114 836** R**00**00
ECP42			1SNA **113 692** R**17**00
CPP421	1 block		1SNA **168 208** R**21**00
CPP422	2 blocks		1SNA **168 207** R**10**00
CPP423	3 blocks		1SNA **163 424** R**14**00

PEP+RC610 for ECP RC610 for CPU cover

M 35/26.AF

Spacing 26 mm *(1.02")*

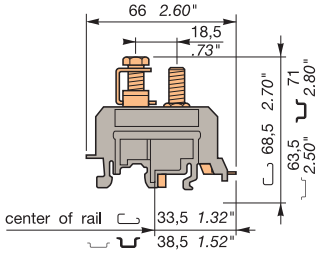

1 stud M6
1 wire-clamp with HM6 screw

Color	Type	Part number
Grey	**M 35/26.AF**	1SNA **115 139** R**16**00

Characteristics

Wire size

	DIN	NFC	UL	CSA
Lug	2,5-50 mm²	4-35 mm²	10-2 AWG	4 AWG max.
Bar		16 x 4 mm	*.63" x .16"*	
Wire-clamp	6-50 mm²	6-50 mm²	14-2 AWG	10-4 AWG

Voltage		IEC	IEC		
V~=	Without partition	1000	1000	600	600
	With partition	1000	1000	600	600
Impulse withstand		8 kV	8 kV		
Pollution degree		3	3		

Current	DIN	NFC		
Rated	115 A	101 A	115 A	125 A

Wire-size				
Rated	25 mm²	25 mm²	2 AWG	4 AWG

Lug	Central bolt	Wire-clamp	Wire stripping length
H 10 mm		H 10 mm	19 mm *.75"*
4,5 Nm *39 lb.in*		4,5 Nm *39 lb.in*	

Type			Part numbers
BAEH		th. 12 mm	1SNA **116 934** R**04**00
BADH		th. 12 mm	1SNA **116 900** R**27**00
BAMH		th. 9,1 mm	1SNA **114 836** R**00**00
ECP26			1SNA **113 689** R**24**00
CPP261	1 block		1SNA **168 202** R**13**00
CPP262	2 blocks		1SNA **168 201** R**12**00
CPP263	3 blocks		1SNA **163 403** R**20**00

PEP+RC610for ECP and wire-clamp RC610 for CPU cover

M 70/31.AF

Spacing 31 mm *(1.22")*

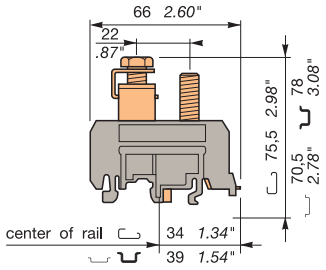

1 stud M8
1 wire-clamp with HM8 screw

Color	Type	Part number
Grey	**M 70/31.AF**	1SNA **115 142** R**11**00

Characteristics

Wire size

	DIN	NFC	UL	CSA
Lug	2,5-70 mm²	6-70 mm²	8-0 AWG	6-0 AWG
Bar		20 x 5 mm	*.78" x .20"*	
Wire-clamp	6-70 mm²	6-70 mm²	8-0 AWG	6-0 AWG

Voltage		IEC	IEC		
V~=	Without partition	1000	1000	600	600
	With partition	1000	1000	600	600
Impulse withstand		8 kV	8 kV		
Pollution degree		3	3		

Current	DIN	NFC		
Rated	178 A	150 A	150 A	200 A

Wire-size				
Rated	50 mm²	50 mm²	1/0 AWG	0 AWG

Lug	Central bolt	Wire-clamp	Wire stripping length
H 13 mm		H 13 mm	22 mm *.87"*
6 Nm *52 lb.in*		6 Nm *52 lb.in*	

Type			Part numbers
BAEH		th. 12 mm	1SNA **116 934** R**04**00
BADH		th. 12 mm	1SNA **116 900** R**27**00
BAMH		th. 9,1 mm	1SNA **114 836** R**00**00
ECP31			1SNA **113 690** R**21**00
CPP311	1 block		1SNA **168 204** R**15**00
CPP312	2 blocks		1SNA **168 203** R**14**00
CPP313	3 blocks		1SNA **163 409** R**06**00

PEP+RC610for ECP and wire-clamp RC610 for CPU cover

Power terminal blocks

Type I

DIN 1 - DIN 3

Rail	35 x 7,5 x 1	PR3.Z2	1SNA 174 300 R1700
Rail	35 x 15 x 2,3	PR4	1SNA 168 500 R1200
Rail	35 x 15 x 1,5	PR5	1SNA 168 700 R2200
Rail	32 x 15 x 1,5	PR1.Z2	1SNA 163 050 R0400

Other end stops, rails and accessories : see section on accessories.

Notes

M 120/35.AF

Spacing 35 mm *(1.38")*

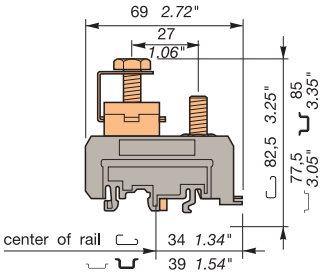

1 stud M8
1 wire-clamp with HM8 screw

Color	Type	Part number
Grey	M 120/35.AF	1SNA 115 145 R1400

Characteristics

Wire size

	DIN	NFC	UL	CSA
Lug	2,5-70 mm²	6-95 mm²	2-250 MCM	000 AWG
Bar		25 x 5 mm	*.1" x .20"*	
Wire-clamp	35-120 mm²	35-120 mm²	2-250 MCM	2-000 AWG

Voltage		IEC	IEC		
V~=	Without partition	1000	1000	600	600
	With partition	1000	1000	600	600
Impulse withstand		8 kV	8 kV		
Pollution degree		3	3		

Current	DIN	NFC		
Rated	150 A	192 A	255 A	270 A

Wire size

Rated / Gauge	50 mm²	70 mm²	250 MCM	000 AWG

	Lug	Central bolt	Wire clamp	Wire stripping length
Recommended wrench	H 13 mm		H 13 mm	28 mm *1.10"*
Recommended torque	6 Nm *52 lb.in*		6 Nm *52 lb.in*	

M 300/42.AF

Spacing 42 mm *(1.65")*

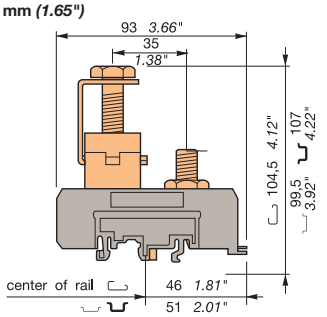

1 stud M10
1 wire-clamp with HM10 screw

Color	Type	Part number
Grey	M 300/42.AF	1SNA 115 148 R2700

Characteristics

Wire size

	DIN	NFC	UL	CSA
Lug	6-150 mm²	50-150 mm²	0-500 MCM	500 MCM
Bar		32 x 8 mm	*1.26" x .32"*	
Wire-clamp	70-300 mm²	70-300 mm²	0-500 MCM	0-500 MCM

Voltage		IEC	IEC		
V~=	Without partition	1000	1000	600	600
	With partition	1000	1000	600	600
Impulse withstand		8 kV	8 kV		
Pollution degree		3	3		

Current	DIN	NFC		
Rated	269 A	269 A	380 A	550 A

Wire size

Rated/gauge	120 mm²	120 mm²	500 MCM	500 MCM

	Lug	Central bolt	Wire clamp	Wire stripping length
Recommended wrench	H 16 mm		H 16 mm	40 mm *1.58"*
Recommended torque	10 Nm *87 lb.in*		10 Nm *87 lb.in*	

Accessories

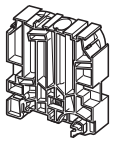
1

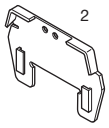
2

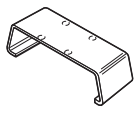
3

R

		Type		Part numbers
1	End stop (other end stops : see accessories)	BAEH	th. 12 mm	1SNA 116 934 R0400
		BADH	th. 12 mm	1SNA 116 900 R2700
		BAMH	th. 9,1 mm	1SNA 114 836 R0000
2	Partition for cover	ECP35		1SNA 113 691 R1600
3	Protective cover (marked cut)	CPP351	1 block	1SNA 168 206 R1700
		CPP352	2 blocks	1SNA 168 205 R1600
		CPP353	3 blocks	1SNA 163 418 R2600
R	See section on markers Marking method	PEP+RC610 for ECP and wire-clamp RC610for CPU cover		

		Type		Part numbers
1	End stop (other end stops : see accessories)	BAEH	th. 12 mm	1SNA 116 934 R0400
		BADH	th. 12 mm	1SNA 116 900 R2700
		BAMH	th. 9,1 mm	1SNA 114 836 R0000
2	Partition for cover	ECP42		1SNA 113 692 R1700
3	Protective cover (marked cut)	CPP421	1 block	1SNA 168 208 R2100
		CPP422	2 blocks	1SNA 168 207 R1000
		CPP423	3 blocks	1SNA 163 424 R1400
R	See section on markers Marking method	PEP+RC610 for ECP and wire-clamp RC610for CPU cover		

ABB's "positive retention" lock foot

Mounting

The locking action is automatic on mounting the block on the rail.

Unlocking

- Pull or push on the locking tag, using pliers as follows.
  blocks mounted on DIN 1 rail: pull on the release tag.
  blocks mounted on DIN 3 rails: push on the release tag.
- Remove the block from the rail by rotation, using a tube wrench while maintaining the action of the pliers.

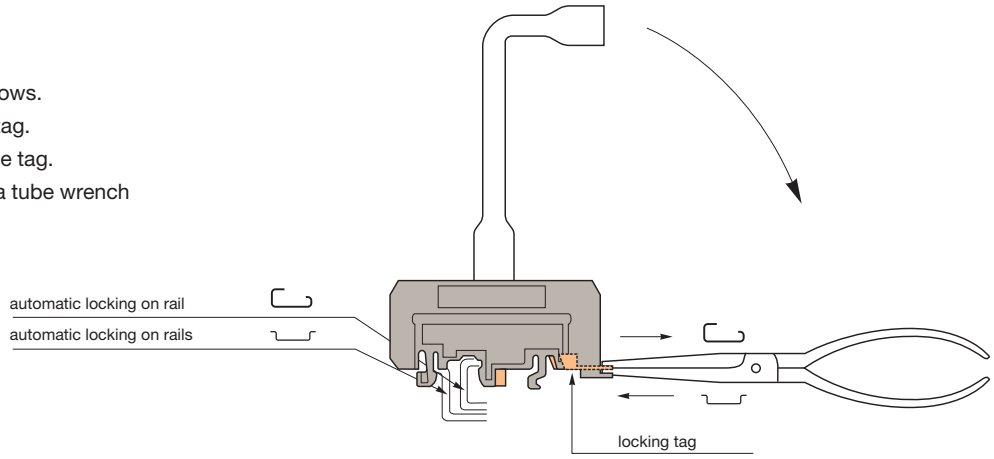

Space requirements of blocks with their partition or protective cover

Partitions for TYPE I blocks

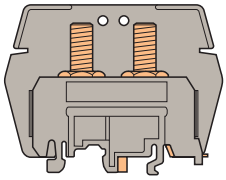

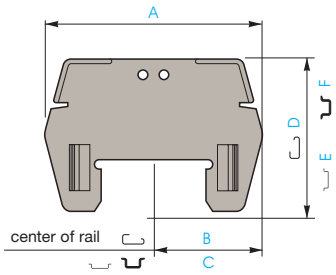

Type	Part number	Spac.	A	B	C	D	E	F
ECP26	1SNA 113 689 R2400	26	76	35,5	40,5	67,5	62,5	70
ECP31	1SNA 113 690 R2100	31	84	39,5	44,5	72,5	67,5	75
ECP35	1SNA 113 691 R1600	35	90	42,5	47,5	82,5	77,5	85
ECP42	1SNA 113 692 R1700	42	116	55,5	60,5	104,5	99,5	107

Marker-holder for power blocks

PEP 1SNA **113 762** R**24**00

This marker-holder can receive :
1 label **RC610**

This marker-holder snaps on the **ECP** and **ECS** power blocks' partitions, as well as on the type I power blocks' compression clamps.

They can also be mounted on the **SCF** separator end sections.



Adhesive marker

High performance adhesive marker for most surface types. See section on markers.

RPA 1SNA **235 463** R**23**00

Terminal blocks

E - Pluggable terminal blocks
Plugs
Various connectors

Summary

1. Screw clamp / pluggable

Feed-through, 1 screw clamp / 2 pluggable 288
Feed-through, double deck, 2 screw clamp / 2 pluggable 289
Heavy duty switch with blade, 1 screw clamp / 1 pluggable 292
Fuse holder for automotive mini fuse, 1 screw clamp / 1 pluggable 293

2. Insulation displacement ADO System® / pluggable

Feed-through, 1 ADO / 1 pluggable ..... 296 - 297 - 298
Feed-through, 2 ADO / 1 pluggable ..... 296 - 297 - 298

3. Screw clamp female plugs - Adapter for pluggable connection

Screw clamp female plugs 299

4. Female and male plugs - Insulation displacement ADO System®

Female plugs 300
Male plugs 303

5. Terminal block assembly modular connectors 307

6. Other connectors 313

Pluggable terminal blocks
Screw clamp

Feed-through
1 screw clamp - 2 pluggable

DIN 1-3

Mating female plugs

Screw clamp plugs CPFT2...

ADO plugs L 265 200 11

End stop		th. 9 mm	**BADL**	1SNA **399 903** R0200
End stop		th. 10 mm	**BAM2**	1SNA **206 351** R1600
End stop		th. 10 mm	**BAR**	1SNA **164 338** R0600
Rail		35 x 7,5 x 1	**PR3.Z2**	1SNA **174 300** R1700
Rail		35 x 15 x 2,3	**PR4**	1SNA **168 500** R1200
Rail		35 x 15 x 1,5	**PR5**	1SNA **168 700** R2200
Rail		32 x 15 x 1,5	**PR1.Z2**	1SNA **163 050** R0400

Other end stops, rails and accessories : see section on accessories.

Notes

Max. working temperature : *100°C*
Contact resistance : *< 5 m Ω*

We strongly recommend the use of coding accessories with this block : plugs are mounted in opposite position.

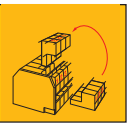

MA 2,5/5-CPE

Spacing 5,08 mm *(.200")*

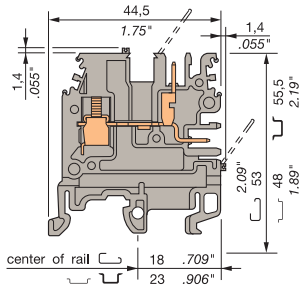

Standard MA 2,5/5 - CPE

Colour		Type	Part number
Grey	□	**MA 2,5/5-CPE**	1SNA **115 957** R1200

Characteristics

Wire size

		IEC	UL	CSA
Screw	Rigid	0,2-4 mm²	24-12 AWG	24-12 AWG
	Flexible	0,22-2,5 mm²	24-12 AWG	24-12 AWG

Voltage

Rated	320 V	300 V	300 V
Impulse withstand	4 kV		
Pollution degree	3		

Current

Rated	24/12+12 A	20/10+10 A	20/10+10 A

Wire size

Rated / Gauge	2,5 mm²	12 AWG	12 AWG

Wire stripping length	Recommended screwdriver	Recommended torque	protection
8,5 mm *.33"*	3,5 mm *.137"*	0,4 - 0,6 Nm *3.5-5.3 lb.in*	IP 20 (3) *NEMA 1 (3)*

MA 2,5/5-CPE.1

Spacing 5,08 mm *(.200")*

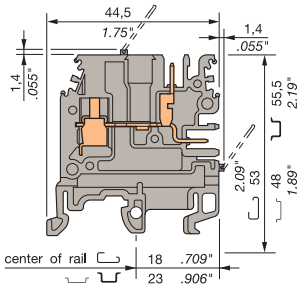

MA 2,5/5 - CPE with partition

Colour		Type	Part number
Grey	□	**MA 2,5/5-CPE.1**	1SNA **115 958** R2300

Characteristics

Wire size

		IEC	UL	CSA
Screw	Rigid	0,2-4 mm²	24-12 AWG	24-12 AWG
	Flexible	0,22-2,5 mm²	24-12 AWG	24-12 AWG

Voltage

Rated	320 V	300 V	300 V
Impulse withstand	4 kV		
Pollution degree	3		

Current

Rated	24/12+12 A	20/10+10 A	20/10+10 A

Wire size

Rated / Gauge	2,5 mm²	12 AWG	12 AWG

Wire stripping length	Recommended screwdriver	Recommended torque	protection
8,5 mm *.33"*	3,5 mm *.137"*	0,4 - 0,6 Nm *3.5-5.3 lb.in*	IP 20 (3) *NEMA 1 (3)*

Accessories

1	End section		grey blue
2	Separator end section (block)		
3	Separator end section (rail)		
4	Test socket		
5	Test device		
6	Test plug		
7	Preassembled jumper bar (with IP20 protection)	24 A 24 A 24 A 24 A 24 A	
8	Not preassembled jumper bar Post + screw + washer	24 A	
9	Connector plate		35 A
10	Comb type jumper bar		30 A 30 A
11	Shield connector		
12	Blocking peg		
13	Detachable protection strips		
14	End section-flange kit (R + L)		
15	Busbar for LED common		
16	6 coding peg kit		
R	See section on marking		Marking method

Type				Part number
FEM6		th.	2,8 mm	1SNA **118 368** R1600
FEM6		th.	2,8 mm	1SNA **128 368** R1000
SCF6		th.	3,0 mm	1SNA **118 707** R0300
SCFM6		th.	3,0 mm	1SNA **114 825** R0500
SCFEX		th.	2,4 mm	1SNA **103 619** R0400
SCFEX		th.	2,4 mm	1SNA **103 620** R0100
AL2	(1)	dia.	2 mm	1SNA **163 046** R2400
DCB			blue	1SNA **105 028** R2100
FC2		dia.	2 mm	1SNA **007 865** R2600
BJMI5	(1)	2	poles	1SNA **176 278** R1600
BJMI5	(1)	3	poles	1SNA **176 279** R1700
BJMI5	(1)	4	poles	1SNA **176 280** R0500
BJMI5	(1)	5	poles	1SNA **176 281** R2200
BJMI5	(1)	10	poles	1SNA **176 282** R2300
BJS5,08	(1)	24	poles	1SNA **177 872** R2300
EV5				1SNA **168 629** R1600
EL6				1SNA **173 627** R2100
PC5		2	poles	1SNA **113 542** R1000
PC5		10	poles	1SNA **113 544** R1200
CBM5		th.	0,5 mm	1SNA **178 745** R1400
CBM8		th.	0,8 mm	1SNA **178 746** R1500
COCF 32				1SNA **173 660** R1600
CPF5,08		10	poles	1SNA **199 323** R2300
FE-BCP		th.	5,08 mm	1SNA **206 391** R0700
BO05		length	500 mm	1SNA **177 849** R0400
COC1				1SNA **299 777** R1600

RC55 - RC510 - RCT610

Type				Part number
FEM6		th.	2,8 mm	1SNA **118 368** R1600
FEM6		th.	2,8 mm	1SNA **128 368** R1000
SCF6		th.	3,0 mm	1SNA **118 707** R0300
SCFM6		th.	3,0 mm	1SNA **114 825** R0500
SCFEX	□	th.	2,4 mm	1SNA **103 619** R0400
SCFEX	⊔	th.	2,4 mm	1SNA **103 620** R0100
AL2	(2)	dia.	2 mm	1SNA **163 046** R2400
DCB			blue	1SNA **105 028** R2100
FC2		dia.	2 mm	1SNA **007 865** R2600
BJMI5	(2)	2	poles	1SNA **176 278** R1600
BJMI5	(2)	3	poles	1SNA **176 279** R1700
BJMI5	(2)	4	poles	1SNA **176 280** R0500
BJMI5	(2)	5	poles	1SNA **176 281** R2200
BJMI5	(2)	10	poles	1SNA **176 282** R2300
BJS5,08	(2)	24	poles	1SNA **177 872** R2300
EV5				1SNA **168 629** R1600
EL6				1SNA **173 627** R2100
PC5		2	poles	1SNA **113 542** R1000
PC5		10	poles	1SNA **113 544** R1200
CBM5		th.	0,5 mm	1SNA **178 745** R1400
CBM8		th.	0,8 mm	1SNA **178 746** R1500
COCF 32				1SNA **173 660** R1600
CPF5,08		10	poles	1SNA **199 323** R2300
FE-BCP		th.	5,08 mm	1SNA **206 391** R0700
BO05		length	500 mm	1SNA **177 849** R0400
COC1				1SNA **299 777** R1600

RC55 - RC510 - RCT610

(1) A circuit separator **SC** may be required with the use of these accessories.
(2) Use of these accessories requires the user to cut the partition.
(3) IP20 (*NEMA 1*) with the use of CPF 5,08 (protection strips item 14), delivered with the pluggable terminal block.

Pluggable terminal blocks
Screw clamp
Double deck

Feed-through
2 screw clamp - 2 pluggable
DIN 1-3

Mating female plugs

Screw clamp plugs CPFT2...

ADO plugs L 265 200 11

End stop		th. 9 mm	**BADL**	1SNA **399 903** R02**00**
End stop		th. 10 mm	**BAM2**	1SNA **206 351** R16**00**
End stop		th. 10 mm	**BAR**	1SNA **164 338** R06**00**
Rail		35 x 7,5 x 1	**PR3.Z2**	1SNA **174 300** R17**00**
Rail		35 x 15 x 2,3	**PR4**	1SNA **168 500** R12**00**
Rail		35 x 15 x 1,5	**PR5**	1SNA **168 700** R22**00**
Rail		32 x 15 x 1,5	**PR1.Z2**	1SNA **163 050** R04**00**

Other end stops, rails and accessories : see section on accessories.

Observations

Max. working temperature : *100°C*
Contact resistance : *< 5 m Ω*

MA 2,5/5.D2 ...-2CPE

Spacing 5,08 mm *(.200")*

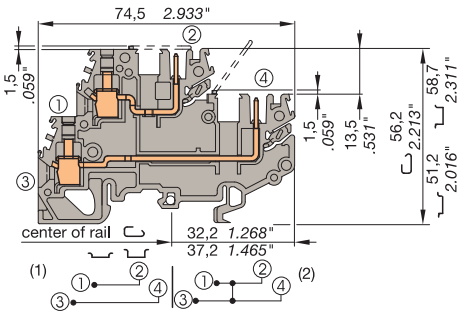

Double deck blocks

Colour	Type	Part number
(1) 2 independent levels		
Grey	**MA 2,5/5.D2-2CPE**	1SNA **115 961** R16**00**
Blue	**MA 2,5/5.D2-2CPE**	1SNA **125 961** R10**00**
(2) 2 connected levels		
Grey	**MA 2,5/5.D-2CPE**	1SNA **115 962** R17**00**

Characteristics

Wire size		IEC	UL/CSA
Screw	Rigid	0,2-4 mm²	24-12 AWG
	Flexible	0,22-2,5 mm²	24-12 AWG

Voltage		
Rated	320 V	300 V
Impulse withstand	4 kV	
Pollution degree	3	

Current		
Rated	12/12 A	10/10 A

Wire size		
Rated / Gauge	2,5 mm²	12 AWG

Wire stripping length	Recommended screwdriver	Recommended torque	protection
10 mm *.394"*	3,5 mm *.137"*	0,4 - 0,6 Nm *3.5-5.3 lb.in*	IP 20 (3) *NEMA 1*

MA 2,5/5.D...-2CPE.1

Spacing 5,08 mm *(.200")*

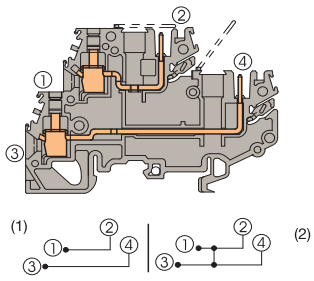

Blocks with partition

Colour	Type	Part number
(1) 2 independent levels		
Grey	**MA 2,5/5.D2-2CPE.1**	1SNA **115 963** R10**00**
Blue	**MA 2,5/5.D2-2CPE.1**	1SNA **125 789** R24**00**
(2) 2 connected levels		
Grey	**MA 2,5/5.D-2CPE.1**	1SNA **115 791** R14**00**

Characteristics

Wire size		IEC	UL/CSA
Screw	Rigid	0,2-4 mm²	24-12 AWG
	Flexible	0,22-2,5 mm²	24-12 AWG

Voltage		
Rated	320 V	300 V
Impulse withstand	4 kV	
Pollution degree	3	

Current		
Rated	12/12 A	10/10 A

Wire size		
Rated / Gauge	2,5 mm²	12 AWG

Wire stripping length	Recommended screwdriver	Recommended torque	protection
10 mm *.394"*	3,5 mm *.137"*	0,4-0,6 Nm *3.5-5.3 lb.in*	IP 20 (3) *NEMA 1*

Accessories

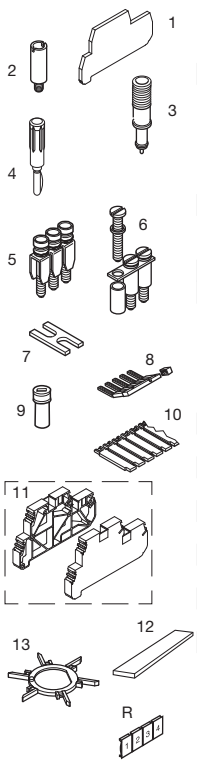

		Type			Part number	Type			Part number
1	End section grey	FEDCP		th. 2,54 mm	1SNA **215 071** R21**00**	FEDCP		th. 2,54 mm	1SNA **215 071** R21**00**
2	Test socket	AL2	(4)	dia. 2 mm	1SNA **163 046** R24**00**	AL2	(5)	dia. 2 mm	1SNA **163 046** R24**00**
3	Test device	DCB		blue	1SNA **105 028** R21**00**	DCB		blue	1SNA **105 028** R21**00**
4	Test plug	FC2		dia. 2 mm	1SNA **007 865** R26**00**	FC2		dia. 2 mm	1SNA **007 865** R26**00**
5	Preassembled jumper bar (with IP20 protection)	BJMI5	(4)	2 poles	1SNA **176 278** R16**00**	BJMI5	(5)	2 poles	1SNA **176 278** R16**00**
		BJMI5	(4)	3 poles	1SNA **176 279** R17**00**	BJMI5	(5)	3 poles	1SNA **176 279** R17**00**
		BJMI5	(4)	4 poles	1SNA **176 280** R05**00**	BJMI5	(5)	4 poles	1SNA **176 280** R05**00**
		BJMI5	(4)	5 poles	1SNA **176 281** R22**00**	BJMI5	(5)	5 poles	1SNA **176 281** R22**00**
		BJMI5	(4)	10 poles	1SNA **176 282** R23**00**	BJMI5	(5)	10 poles	1SNA **176 282** R23**00**
6	Not preassembled jumper bar Post + screw + washer	BJS5,08	(4)	24 poles	1SNA **177 872** R23**00**	BJS5,08	(5)	24 poles	1SNA **177 872** R23**00**
		EV5			1SNA **168 629** R16**00**	EV5			1SNA **168 629** R16**00**
7	Connector plate	EL6			1SNA **173 627** R21**00**	EL6			1SNA **173 627** R21**00**
8	Comb type jumper bar	PC5		2 poles	1SNA **113 542** R10**00**	PC5		2 poles	1SNA **113 542** R10**00**
		PC5		10 poles	1SNA **113 544** R12**00**	PC5		10 poles	1SNA **113 544** R12**00**
9	Blocking peg	COCF 32			1SNA **173 660** R16**00**	COCF 32			1SNA **173 660** R16**00**
10	Detachable protection strips	CPF5,08		10 poles	1SNA **199 323** R23**00**	CPF5,08		10 poles	1SNA **199 323** R23**00**
11	End section-flange kit (R + L)	FEDBCP		th. 5,08 mm	1SNA **206 392** R00**00**	FEDBCP		th. 5,08 mm	1SNA **206 392** R00**00**
12	Busbar for LED common	BO05		length 500 mm	1SNA **177 849** R04**00**	BO05		length 500 mm	1SNA **177 849** R04**00**
13	6 coding peg kit	COC1			1SNA **299 777** R16**00**	COC1			1SNA **299 777** R16**00**
R	See section on marking Marking method	RC55 - RC510 - RCT610				RC55 - RC510 - RCT610			

(3) IP20 (*NEMA 1*) with the use of CPF 5,08 (protection strips item 11), delivered with the pluggable terminal block.
(4) **FEDCP** mandatory with these accessories in order to isolate each circuit with voltages greater than 250 V.
(5) Use of these accessories requires the user to cut the partition.

Pluggable terminal blocks
Screw clamp

Feed-through
1 screw clamp - 2 pluggable

DIN 1-3

Mating female plugs

Screw clamp plugs CPFT2...

ADO plugs L 265 200 11

End stop		th. 9 mm	**BADL**	1SNA **399 903** R0200
End stop		th. 10 mm	**BAM2**	1SNA **206 351** R1600
End stop		th. 10 mm	**BAR**	1SNA **164 338** R0600
Rail		35 x 7,5 x 1	**PR3.Z2**	1SNA **174 300** R1700
Rail		35 x 15 x 2,3	**PR4**	1SNA **168 500** R1200
Rail		35 x 15 x 1,5	**PR5**	1SNA **168 700** R2200
Rail		32 x 15 x 1,5	**PR1.Z2**	1SNA **163 050** R0400

Other end stops, rails and accessories : see section on accessories.

Observations

Max. working temperature : *100°C*
Contact resistance : *< 5 m Ω*

MA 2,5/5-2CPE

Spacing 5,08 mm *(.200")*

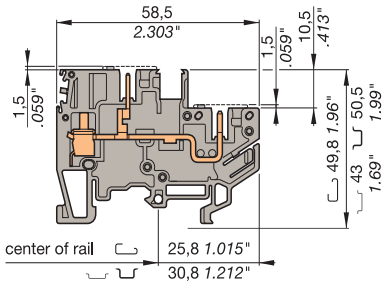

Standard block

Colour		Type	Part number
Grey		**MA 2,5/5-2CPE**	1SNA **115 964** R1100
Blue		**MA 2,5/5-2CPE**	1SNA **125 711** R1500

Characteristics

Wire size

		IEC	UL/CSA
Screw	Rigid	0,2-4 mm²	24-12 AWG
	Flexible	0,22-2,5 mm²	24-12 AWG

Voltage

Rated	320 V	300 V
Impulse withstand	4 kV	
Pollution degree	3	

Current

Rated	24 (12+12 A)	20 (10+10 A)

Wire size

Rated / Gauge	2,5 mm²	12 AWG	
Wire stripping length	Recommended screwdriver	Recommended torque	protection
10 mm *.394"*	3,5 mm *.137"*	0,4 - 0,6 Nm *3.5-5.3 lb.in*	IP 20 (3) *NEMA 1 (3)*

MA 2,5/5-2CPE.1

Spacing 5,08 mm *(.200")*

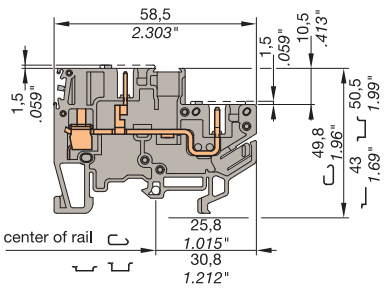

Block with partition

Colour		Type	Part number
Grey		**MA 2,5/5-2CPE.1**	1SNA **115 965** R1200
Blue		**MA 2,5/5-2CPE.1**	1SNA **125 965** R1400

Characteristics

Wire size

		IEC	UL/CSA
Screw	Rigid	0,2-4 mm²	24-12 AWG
	Flexible	0,22-2,5 mm²	24-12 AWG

Voltage

Rated	320 V	300 V
Impulse withstand	4 kV	
Pollution degree	3	

Current

Rated	24 (12+12 A)	20 (10+10 A)

Wire size

Rated / Gauge	2,5 mm²	12 AWG	
Wire stripping length	Recommended screwdriver	Recommended torque	protection
10 mm *.394"*	3,5 mm *.137"*	0,4-0,6 Nm *3.5-5.3 lb.in*	IP 20 (3) *NEMA 1 (3)*

Accessories

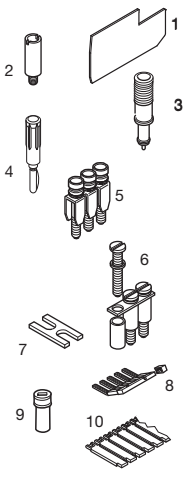

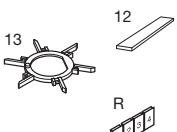

		Type			Part number	Type			Part number
1	End section	grey	FE2CPE		th. 2,8 mm	1SNA **215 038** R2000	FE2CPE	th. 2,8 mm	1SNA **215 038** R2000
2	Test socket		AL2	(1)	dia. 2 mm	1SNA **163 046** R2400	AL2	(2) dia. 2 mm	1SNA **163 046** R2400
3	Test device		DCB		blue	1SNA **105 028** R2100	DCB	blue	1SNA **105 028** R2100
4	Test plug		FC2		dia. 2 mm	1SNA **007 865** R2600	FC2	dia. 2 mm	1SNA **007 865** R2600
5	Preassembled jumper bar (with IP20 protection)	24 A	BJMI5	(1)	2 poles	1SNA **176 278** R1600	BJMI5	(2) 2 poles	1SNA **176 278** R1600
		24 A	BJMI5	(1)	3 poles	1SNA **176 279** R1700	BJMI5	(2) 3 poles	1SNA **176 279** R1700
		24 A	BJMI5	(1)	4 poles	1SNA **176 280** R0500	BJMI5	(2) 4 poles	1SNA **176 280** R0500
		24 A	BJMI5	(1)	5 poles	1SNA **176 281** R2200	BJMI5	(2) 5 poles	1SNA **176 281** R2200
		24 A	BJMI5	(1)	10 poles	1SNA **176 282** R2300	BJMI5	(2) 10 poles	1SNA **176 282** R2300
6	Not preassembled jumper bar Post + screw + washer	24 A	BJS 5,08	(1)	24 poles	1SNA **177 872** R2300	BJS 5,08	(2) 24 poles	1SNA **177 872** R2300
			EV5			1SNA **168 629** R1600	EV5		1SNA **168 629** R1600
7	Connector plate	35 A	EL6			1SNA **173 627** R2100	EL6		1SNA **173 627** R2100
8	Comb type jumper bar	30 A	PC5		2 poles	1SNA **113 542** R1000	PC5	2 poles	1SNA **113 542** R1000
		30 A	PC5		10 poles	1SNA **113 544** R1200	PC5	10 poles	1SNA **113 544** R1200
9	Blocking peg		COCF 32			1SNA **173 660** R1600	COCF 32		1SNA **173 660** R1600
10	Detachable protectionstrips		CPF5,08		10 poles	1SNA **199 323** R2300	CPF5,08	10 poles	1SNA **199 323** R2300
12	Busbar for LED common		BO05		length 500 mm	1SNA **177 849** R0400	BO05	length 500 mm	1SNA **177 849** R0400
13	6 coding peg kit		COC1			1SNA **299 777** R1600	COC1		1SNA **299 777** R1600

R See section on marking — Marking method

RC55 - RC510 - RCT610

RC55 - RC510 - RCT610

(1) **FE2CPE** mandatory with these accessories in order to isolate each circuit with voltages greater than 250V.
(2) Use of these accessories requires the user to cut the partition.
(3) IP20 (*NEMA 1*) with the use of CPF 5,08 (protection strips item 14), delivered with the pluggable terminal block.

Pluggable terminal blocks
Screw clamp

Feed-through
1 screw clamp - 2 pluggable

DIN 1-3

MA 2,5/5-2CPE.1-AB-Pb

Spacing 5,08 mm *(.200")*

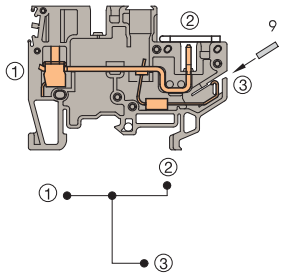

Colour	Type	Part number
Block equipped with a low pin for use in combination with switch or fuse holder blocks.		
Grey	MA 2,5/5-2CPE.1-AB-Pb	1SNA 115 787 R1000

Characteristics

		IEC	UL/CSA
Wire size			
Screw	Rigid	0,2-4 mm²	24-12 AWG
	Flexible	0,22-2,5 mm²	24-12AWG
Voltage			
Rated		320 V (1)	300 V
Impulse withstand		4 kV	
Pollution degree		3	
Current			
Rated		12 A	10 A
Wire size			
Rated / Gauge		2,5 mm²	12 AWG

Wire stripping length	Recommended screwdriver	Recommended torque	protection
10 mm *.394"*	3,5 mm *.137"*	0,4 - 0,6 Nm *3.5-5.3 lb.in*	IP 20 (2) *NEMA 1* (2)

Mating female plugs

Screw clamp plugs CPFT2...

ADO plugs L 265 200 11

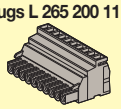

End stop		th. 9 mm	**BADL**	1SNA **399 903** R0200
End stop		th. 10 mm	**BAM2**	1SNA **206 351** R1600
End stop		th. 10 mm	**BAR**	1SNA **164 338** R0600
Rail		35 x 7,5 x 1	**PR3.Z2**	1SNA **174 300** R1700
Rail		35 x 15 x 2,3	**PR4**	1SNA **168 500** R1200
Rail		35 x 15 x 1,5	**PR5**	1SNA **168 700** R2200
Rail		32 x 15 x 1,5	**PR1.Z2**	1SNA **163 050** R0400

Other end stops, rails and accessories : see section on accessories.

Observations

Max. working temperature : *100°C*
Contact resistance : *< 5 m Ω*

Accessories

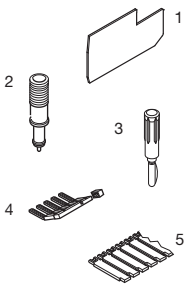

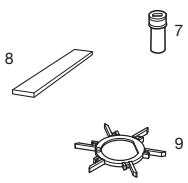

		Type		Part number
1	End section grey	FE2CPE	th. 2,8 mm	1SNA **215 038** R2000
2	Test device	DCB	blue	1SNA **105 028** R2100
3	Test plug	FC2	dia. 2 mm	1SNA **007 865** R2600
4	Comb type jumper bar 30 A	PC5	2 poles	1SNA **113 542** R1000
	30 A	PC5	10 poles	1SNA **113 544** R1200
5	Detachable protection strips	CPF5,08	10 poles	1SNA **199 323** R2300
7	Blocking peg	COCF 32		1SNA **173 660** R1600
8	Busbar for LED common	BO05	length 500 mm	1SNA **177 849** R0400
9	6 coding peg kit	COC1		1SNA **299 777** R1600
R	See section on marking Marking method	RC55 - RC510 - RCT610		

(1) Terminal block insulating voltage. Working voltage according to LED.
(2) IP20 (*NEMA 1*) with the use of CPF 5,08 (protection strips item 9), delivered with the pluggable terminal block.

Pluggable terminal blocks
Screw clamp
Heavy duty switch
with blade
1 screw clamp - 1 pluggable
DIN 1-3

Mating female plugs

Screw clamp plugs CPFT2...

ADO plugs L 265 200 11

End stop		th. 9 mm	**BADL**	1SNA **399 903** R0200
End stop		th. 10 mm	**BAM2**	1SNA **206 351** R1600
End stop		th. 10 mm	**BAR**	1SNA **164 338** R0600
Rail		35 x 7,5 x 1	**PR3.Z2**	1SNA **174 300** R1700
Rail		35 x 15 x 2,3	**PR4**	1SNA **168 500** R1200
Rail		35 x 15 x 1,5	**PR5**	1SNA **168 700** R2200
Rail		32 x 15 x 1,5	**PR1.Z2**	1SNA **163 050** R0400

Other end stops, rails and accessories : see section on accessories.

Observations

Max. working temperature : *100°C*
Contact resistance : *< 5 m Ω*

MA 2,5/5-SNB-CPE

Spacing 5,08 mm *(.200")*

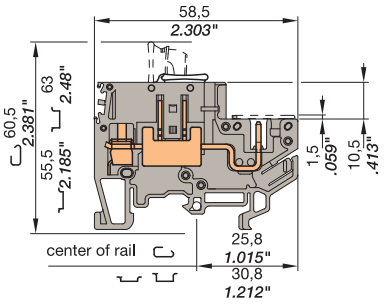

Standard block

Colour	Type	Part number
Grey with orange blade	**MA 2,5/5-SNB-CPE**	1SNA **115 966** R1300

Characteristics

Wire size

		IEC	UL/CSA
Screw	Rigid	0,2-4 mm²	24-12 AWG
	Flexible	0,22-2,5 mm²	24-12 AWG

Voltage

Rated	320 V	300 V
Impulse withstand	4 kV	
Pollution degree	3	

Current

Rated	10 A	10 A

Wire size

Rated / Gauge	2,5 mm²	12 AWG

Wire stripping length	Recommended screwdriver	Recommended torque	protection
10 mm *.394"*	3,5 mm *.137"*	0,4 - 0,6 Nm *3.5-5.3 lb.in*	IP 20 (1) *NEMA 1 (1)*

MA 2,5/5-SNBT-CPE

Spacing 5,08 mm *(.200")*

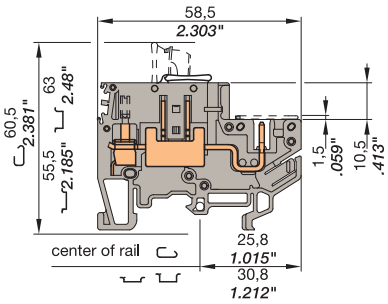

Block equipped with dia. 2 mm test socket screw

Colour	Type	Part number
Grey with orange blade	**MA 2,5/5-SNBT-CPE**	1SNA **115 967** R1400

Characteristics

Wire size

		IEC	UL/CSA
Screw	Rigid	0,2-4 mm²	24-12 AWG
	Flexible	0,22-2,5 mm²	24-12 AWG

Voltage

Rated	320 V	300 V
Impulse withstand	4 kV	
Pollution degree	3	

Current

Rated	10 A	10 A

Wire size

Rated / Gauge	2,5 mm²	12 AWG

Wire stripping length	Recommended screwdriver	Recommended torque	protection
10 mm *.394"*	3,5 mm *.137"*	0,4-0,6 Nm *3.5-5.3 lb.in*	IP 20 (1) *NEMA 1 (1)*

Accessories

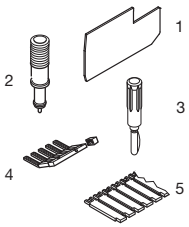

1	End section	grey	FE2CPE	th. 2,8 mm 1SNA **215 038** R2000
2	Test device		DCB	blue 1SNA **105 028** R2100
3	Test plug		FC2	dia. 2 mm 1SNA **007 865** R2600
4	Comb type jumper bar	30 A	PC5	2 poles 1SNA **113 542** R1000
		30 A	PC5	10 poles 1SNA **113 544** R1200
5	Detachable protection strips		CPF 5,08	10 poles 1SNA **199 323** R2300
7	Blocking peg		COCF 32	1SNA **173 660** R1600
8	6 coding peg kit		COC1	1SNA **299 777** R1600

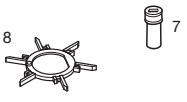

R See section on marking — Marking method: RC55 - RC510

(1) IP20 (*NEMA 1*) with the use of CPF 5,08 (protection strips item 5), delivered with the pluggable terminal block.

Pluggable terminal blocks
Screw clamp

Fuse holder for automotive mini fuse

1 screw clamp - 1 pluggable

DIN 1-3

MA 2,5/5-SFA-CPE

Spacing 5,08 mm *(.200")*

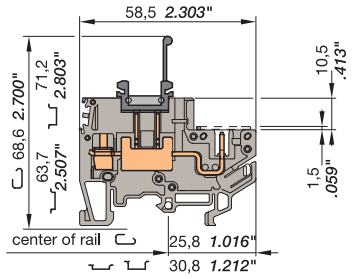

Colour	Type	Part number
Grey	**MA 2,5/5-SFA-CPE**	1SNA **115 770** R**0200**

MA 2,5/5-SFAT-CPE

Spacing 5,08 mm *(.200")*

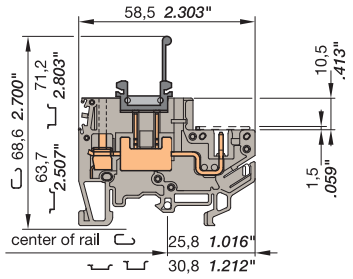

Equipped with dia.2 mm test socket screw

Colour	Type	Part number
Grey	**MA 2,5/5-SFAT-CPE**	1SNA **115 771** R**2700**

Mating female plugs

Screw clamp plugs CPFT2...

ADO plugs L 265 200 11

End stop	th. 9 mm	**BADL**	1SNA **399 903** R**0200**
End stop	th. 10 mm	**BAM2**	1SNA **206 351** R**1600**
End stop	th. 10 mm	**BAR**	1SNA **164 338** R**0600**
Rail	35 x 7,5 x 1	**PR3.Z2**	1SNA **174 300** R**1700**
Rail	35 x 15 x 2,3	**PR4**	1SNA **168 500** R**1200**
Rail	35 x 15 x 1,5	**PR5**	1SNA **168 700** R**2200**
Rail	32 x 15 x 1,5	**PR1.Z2**	1SNA **163 050** R**0400**

Other end stops, rails and accessories : see section on accessories.

Observations

Blocks delivered with fuse holder plug

Max. working temperature : 100°C
Contact resistance : < 5 m Ω

Characteristics

Wire size		IEC	UL/CSA
Screw	Rigid	0,2-4 mm²	24-12 AWG
	Flexible	0,22-2,5 mm²	24-12 AWG

Voltage		
Rated	320 V (1)	300 V
Impulse withstand	4 kV	
Pollution degree	3	

Current		
Rated	3 A (2)	3 A

Wire size		
Rated / Gauge	2,5 mm²	12 AWG

Wire stripping length	Recommended screwdriver	Recommended torque	protection
10 mm *.394"*	3,5 mm *.137"*	0,4 - 0,6 Nm *3.5-5.3 lb.in*	IP 20 (3) *NEMA 1 (3)*

Characteristics

Wire size		IEC	UL/CSA
Screw	Rigid	0,2-4 mm²	24-12 AWG
	Flexible	0,22-2,5 mm²	24-12 AWG

Voltage		
Rated	320 V (1)	300 V
Impulse withstand	4 kV	
Pollution degree	3	

Current		
Rated	3 A (2)	3 A

Wire size		
Rated / Gauge	2,5 mm²	12 AWG

Wire stripping length	Recommended screwdriver	Recommended torque	protection
10 mm *.394"*	3,5 mm *.137"*	0,4 - 0,6 Nm *3.5-5.3 lb.in*	IP 20 (3) *NEMA 1 (3)*

Accessories

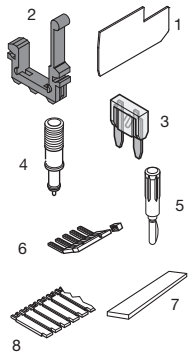

			Type		Part number
1	End section	grey	FE2CPE	th. 2,8 mm	1SNA **215 038** R**2000**
2	Fuse-holder plug	black	BF5AUTO		1SNA **299 877** R**0300**
3	Mini Fuse - 32 V maxi		FUAUTO	2 A	1SNA **179 879** R**1400**
			FUAUTO	3 A	1SNA **179 880** R**0200**
4	Test device		DCB	blue	1SNA **105 028** R**2100**
5	Test plug		FC2	dia. 2 mm	1SNA **007 865** R**2600**
6	Comb type jumper bar	30 A	PC5	2 poles	1SNA **113 542** R**1000**
		30 A	PC5	10 poles	1SNA **113 544** R**1200**
7	Busbar for LED common		BO05	length 500 mm	1SNA **177 849** R**0400**
8	Detachable protection strips		CPF 5,08	10 poles	1SNA **199 323** R**2300**
10	Blocking peg		COCF 32		1SNA **173 660** R**1600**
11	6 coding peg kit		COC1		1SNA **299 777** R**1600**

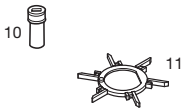

R	See section on marking	Marking method

			Type		Part number
1	End section	grey	FE2CPE	th. 2,8 mm	1SNA **215 038** R**2000**
2	Fuse-holder plug	black	BF5AUTO		1SNA **299 877** R**0300**
3	Mini Fuse - 32 V maxi		FUAUTO	2 A	1SNA **179 879** R**1400**
			FUAUTO	3 A	1SNA **179 880** R**0200**
4	Test device		DCB	blue	1SNA **105 028** R**2100**
5	Test plug		FC2	dia. 2 mm	1SNA **007 865** R**2600**
6	Comb type jumper bar	30 A	PC5	2 poles	1SNA **113 542** R**1000**
		30 A	PC5	10 poles	1SNA **113 544** R**1200**
7	Busbar for LED common		BO05	length 500 mm	1SNA **177 849** R**0400**
8	Detachable protection strips		CPF 5,08	10 poles	1SNA **199 323** R**2300**
10	Blocking peg		COCF 32		1SNA **173 660** R**1600**
11	6 coding peg kit		COC1		1SNA **299 777** R**1600**

Possibility to alternate the position of the fuse holder plug for a better handling.



RC55 - RC510

RC55 - RC510

(1) Terminal block insulating voltage. Working voltage according to LED.
(2) Rated current function of fuse used: 3 A max. under 24 V.
(3) IP20 (*NEMA 1*) with the use of CPF 5,08 (protection strips item 8), delivered with the pluggable terminal block.

Pluggable terminal blocks
Screw clamp

Fuse holder for automotive mini fuse

1 screw clamp - 1 pluggable

DIN 1-3

MA 2,5/5-SFAT-CPE-L24 BD

Spacing 5,08 mm *(.200")*

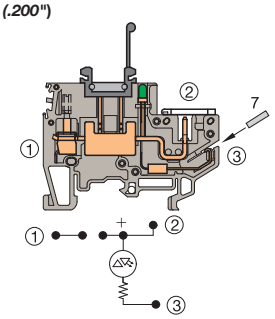

Equipped with a green 2 direction LED 24 V - 4,8 mA

Colour		Type	Part number
Grey	☐	**MA 2,5/5-SFAT-CPE-L24BD**	1SNA **115 779** R**07**00

Characteristics

Wire size

		IEC	UL/CSA
Screw	Rigid	0,2-4 mm²	24-12 AWG
	Flexible	0,22-2,5 mm²	24-12 AWG

Voltage

Rated	320 V (1)	300 V
Impulse withstand	4 kV	
Pollution degree	3	

Current

Rated	3 A (2)	3 A (2)

Wire size

Rated / Gauge	2,5 mm²	12 AWG

Wire stripping length	Recommended screwdriver	Recommended torque	protection
10 mm *.394"*	3,5 mm *.137"*	0,4 - 0,6 Nm *3.5-5.3 lb.in*	IP 20 (3) *NEMA 1 (3)*

Mating female plugs

Screw clamp plugs CPFT2...

ADO plugs L 265 200 11

End stop		th. 9 mm	**BADL**	1SNA **399 903** R**02**00
End stop		th. 10 mm	**BAM2**	1SNA **206 351** R**16**00
End stop		th. 10 mm	**BAR**	1SNA **164 338** R**06**00
Rail		35 x 7,5 x 1	**PR3.Z2**	1SNA **174 300** R**17**00
Rail		35 x 15 x 2,3	**PR4**	1SNA **168 500** R**12**00
Rail		35 x 15 x 1,5	**PR5**	1SNA **168 700** R**22**00
Rail		32 x 15 x 1,5	**PR1.Z2**	1SNA **163 050** R**04**00

Other end stops, rails and accessories : see section on accessories.

Observations

Blocks delivered with fuse-holder plug

Max. working temperature : 100°C
Contact resistance : < 5 m Ω

Accessories

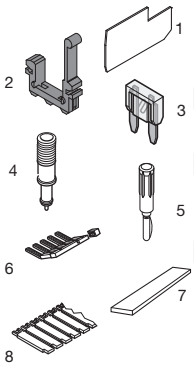

			Type		Part number
1	End section	grey	FE2CPE	th. 2,8 mm	1SNA **215 038** R**20**00
2	Fuse-holder plug	black	BF5AUTO		1SNA **299 877** R**03**00
3	Mini Fuse - 32 V maxi		FUAUTO	2 A	1SNA **179 879** R**14**00
			FUAUTO	3 A	1SNA **179 880** R**02**00
4	Test device		DCB	blue	1SNA **105 028** R**21**00
5	Test plug		FC2	dia. 2 mm	1SNA **007 865** R**26**00
6	Comb type jumper bar	30 A	PC5	2 poles	1SNA **113 542** R**10**00
		30 A	PC5	10 poles	1SNA **113 544** R**12**00
7	Busbar for LED common		BO05	length 500 mm	1SNA **177 849** R**04**00
8	Detachable protection strips		CPF 5,08	10 poles	1SNA **199 323** R**23**00
10	Blocking peg		COCF 32		1SNA **173 660** R**16**00
11	6 coding peg kit		COC1		1SNA **299 777** R**16**00

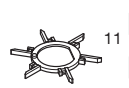

R See section on marking — Marking method

Possibility to alternate the position of the fuse holder plug for a better handling.

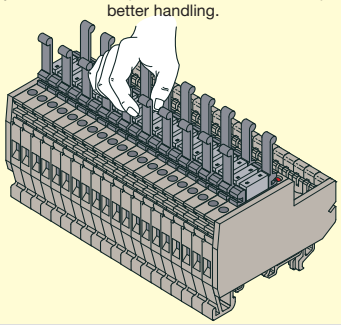

RC55 - RC510

(1) Terminal block insulating voltage. Working voltage according to LED.
(2) Rated current function of fuse used: 3 A max. under 24 V.
(3) IP20 (*NEMA 1*) with the use of CPF 5,08 (protection strips item 8), delivered with the pluggable terminal block.

PLUGGABLE TERMINAL BLOCK SCREW CLAMP ACCESSORIES

Coding accessories

Terminal blocks
MA 2,5/5 - CPE...

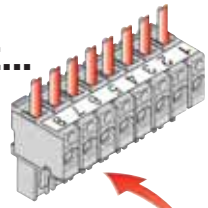

CAUTION !

The 2 outputs for plugs are inverted.

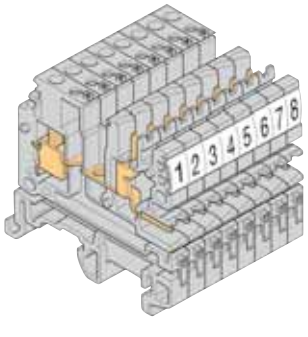



- If one set is not used, mount blocking pegs to prevent a plug from being mounted on the output.

- If both outputs are used, coding is highly recommended.

Coding peg
COC1
(to be mounted on pluggable terminal blocks)



Coding peg
COCF
(to be mounted on plugs)



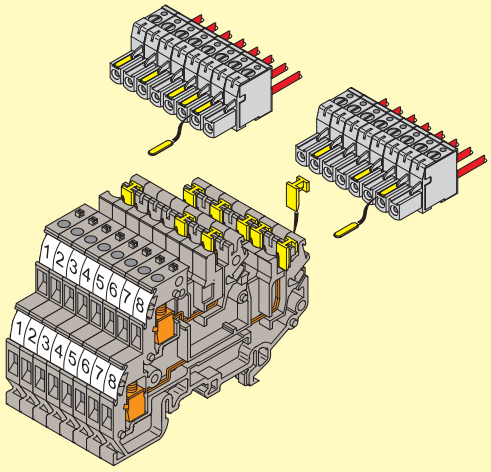

Blocking peg
COCF 32

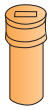

Blocking peg to be mounted on the pins of the unused output (to be ordered separately).

1

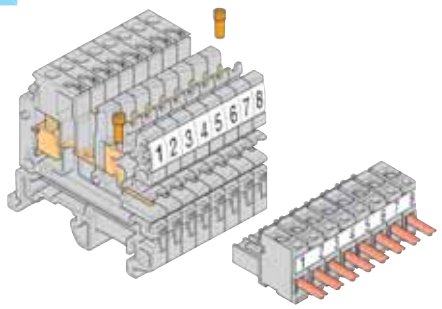

Detachable protection
CPF 5,08

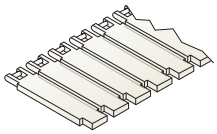

Detachable protection to be mounted on the unused connection part of the plug (supplied with the terminal block).

2

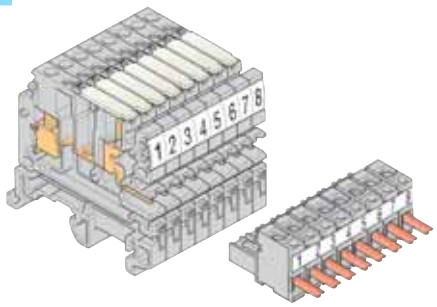

Pluggable Terminal blocks Insulation displacement

Feed-through 1 ADO - 1 pluggable
2 ADO - 1 pluggable

DIN 3

End stop		th. 9 mm	**BADL**	1SNA **399 903** R02**00**
End stop		th. 10 mm	**BAM2**	1SNA **399 967** R01**00**
Rail		35 x 7,5 x 1	**PR3.Z2**	1SNA **174 300** R17**00**
Rail		35 x 15 x 2,3	**PR4**	1SNA **168 500** R12**00**
Rail		35 x 15 x 1,5	**PR5**	1SNA **168 700** R22**00**

Other end stops, rails and accessories : see section on accessories.

Notes

Body material is UL 94 V0

** : Caution, maximum current of "terminal block and plug" set is limited by the device with the lowest current rating.*

D 1,5/7.ADO-CPE

Spacing 7,62 mm .300"

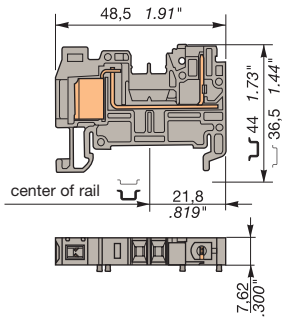

Colour	Type	Part number
Grey	**D 1,5/7.ADO-CPE**	1SNA **290 486** R27**00**

Mating female plugs :

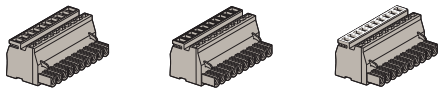

1SSA 266 2xx R1100 — 1SSA 267 2xx R1100 — 1SSA 276 2xx R1100

D 1,5/7.2ADO-CPE

Spacing 7,62 mm .300"

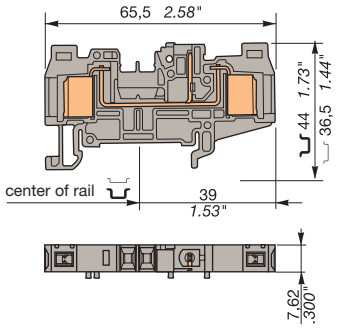

Colour	Type	Part number
Grey	**D 1,5/7.2ADO-CPE**	1SNA **290 487** R20**00**

Mating female plugs :

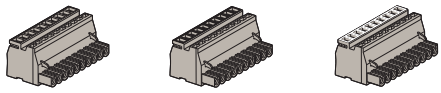

1SSA 266 2xx R1100 — 1SSA 267 2xx R1100 — 1SSA 276 2xx R1100

Characteristics

Wire size	IEC	UL/CSA
ADO	0,34 - 1,5 mm²	22-16 AWG
1 or 2 wires (same wire size) per ADO jaw		

Voltage		
Rated	500 V	300 V
Impulse withstand		
Pollution degree	3	

Current		
Rated	16 A*	15 A*

Wire size		
Rated	1,5 mm²	16 AWG

Body weight	Metallic part weight	Total weight	Protection
4,5 g	3,8 g	8,3 g	IP 20
0.01 lb	*0.008 lb*	*0.018 lb*	*NEMA 1*

Characteristics

Wire size	IEC	UL/CSA
ADO	0,34 - 1,5 mm²	22-16 AWG
1 or 2 wires (same wire size) per ADO jaw		

Voltage		
Rated	500 V	300 V
Impulse withstand		
Pollution degree	3	

Current		
Rated	16 A*	15 A*

Wire size		
Rated	1,5 mm²	16 AWG

Body weight	Metallic part weight	Total weight	Protection
5,5 g	6,1 g	11,6 g	IP 20
0.012 lb	*0.013 lb*	*0.025 lb*	*NEMA 1*

Accessories

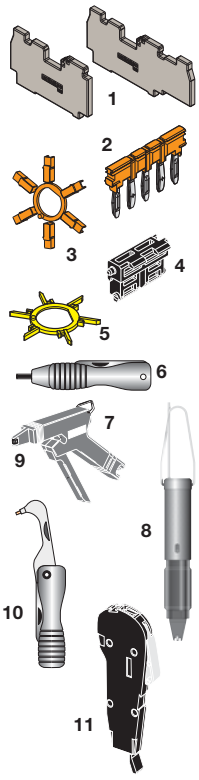

			Type		Part numbers
1	End section	grey	FECPE.ADO (1)	th. 2,9 mm	1SNA **291 832** R16**00**
		beige	FECPE.ADO (1)	th. 2,9 mm	1SNA **400 019** R04**00**
2	Jumper bar		BJE 762.2 (1)	2 poles	1SNA **290 451** R03**00**
			BJE 762.5 (1)	5 poles	1SNA **290 452** R04**00**
			BJE 762.10 (1)	10 poles	1SNA **290 453** R05**00**
3	6 isolation kit for jumper bar		EIP		1SNA **290 454** R06**00**
4	Locking lever		VRADO.CPE7 (2)		1SNA **400 063** R00**00**
5	6 coding peg kit		COCE		1SNA **199 321** R21**00**
6	Hand tool kit		OUMAD		1SNA **179 466** R06**00**
7	Semi-automatic tool		OUPAD		1SNA **178 944** R04**00**
8	Pneumatic tool kit		OUTAD		1SNA **205 710** R11**00**
9	Replacement head kit		OUTA		1SNA **205 284** R03**00**
10	Extraction tool kit		EXAD2		1SNA **205 721** R00**00**
11	Test connector		CEADO7		1SNA **399 347** R13**00**
R	See section on markers	marking method	Strip marker	RB-12W7	1SNA **290 455** R07**00**

			Type		Part numbers
			FECPE.2ADO (1)	th. 2,9 mm	1SNA **291 833** R17**00**
			FECPE.2ADO (1)	th. 2,9 mm	1SNA **400 018** R03**00**
			BJE 762.2 (1)	2 poles	1SNA **290 451** R03**00**
			BJE 762.5 (1)	5 poles	1SNA **290 452** R04**00**
			BJE 762.10 (1)	10 poles	1SNA **290 453** R05**00**
			EIP		1SNA **290 454** R06**00**
			VRADO.CPE7 (2)		1SNA **400 063** R00**00**
			COCE		1SNA **199 321** R21**00**
			OUMAD		1SNA **179 466** R06**00**
			OUPAD		1SNA **178 944** R04**00**
			OUTAD		1SNA **205 710** R11**00**
			OUTA		1SNA **205 284** R03**00**
			EXAD2		1SNA **205 721** R00**00**
			CEADO7		1SNA **399 347** R13**00**
			Strip marker	RB-12W7	1SNA **290 455** R07**00**

(1) Other colours, other pole numbers : on request.
(2) - 1 VRADO.CPE7 2 pole locking lever can safely lock a mating female plug from 2 to 6 poles.
- Up to 3 VRADO.CPE7 can be mounted together for single manipulation.

Pluggable Terminal blocks Insulation displacement

ADO SYSTEM

Feed-through 1 ADO - 1 pluggable
2 ADO - 1 pluggable

DIN 3



End stop	DIN 3	th. 9 mm	**BADL**	1SNA **399 903** R02**00**
End stop	DIN 3	th. 10 mm	**BAM2**	1SNA **399 967** R01**00**
Rail	DIN 46277	35 x 7,5 x 1	**PR3.Z2**	1SNA **174 300** R17**00**
Rail	DIN 3	35 x 15 x 2,3	**PR4**	1SNA **168 500** R12**00**
Rail	DIN 3	35 x 15 x 1,5	**PR5**	1SNA **168 700** R22**00**

Other end stops, rails and accessories : see section on accessories.

Notes

Body material is UL 94 V0

** : Caution, maximum current of "terminal block and plug" set is limited by the device with the lowest current rating.*

D 2,5/7.ADO-CPE

Spacing 7,62 mm .300"

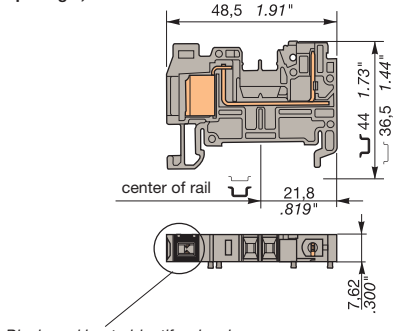

Black marking to identify wire size.

c UL us CE

Colour		Type	Part number
Grey	□	**D 2,5/7.ADO-CPE**	1SNA **290 483** R24**00**

Mating female plugs :

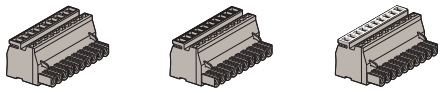

1SSA 266 2xx R1100 **1SSA 267 2xx R1100** **1SSA 276 2xx R1100**

Characteristics

Wire size

	IEC	UL/CSA
ADO	1 - 2,5 mm²	16-14 AWG
1 or 2 wires (same wire size) per ADO jaw		

Voltage

Rated	500 V	300 V
Impulse withstand		
Pollution degree	3	

Current

Rated	24 A*	15 A*

Wire size

Rated	2,5 mm²	14 AWG

Body weight	Metallic part weight	Total weight	Protection
4,5 g	3,8 g	8,3 g	IP 20
0.01 lb	*0.008 lb*	*0.018 lb*	*NEMA 1*

D 2,5/7.2ADO-CPE

Spacing 7,62 mm .300"

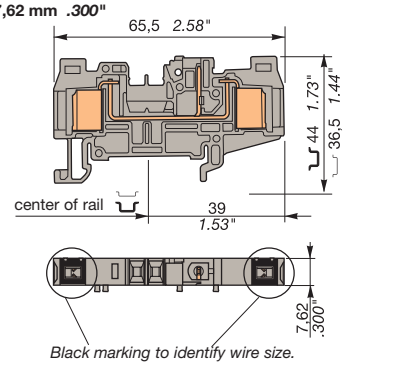

Black marking to identify wire size.

c UL us CE

Colour		Type	Part number
Grey	□	**D 2,5/7.2ADO-CPE**	1SNA **290 484** R25**00**

Mating female plugs :

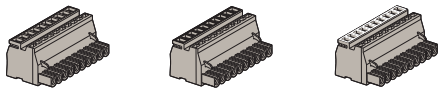

1SSA 266 2xx R1100 **1SSA 267 2xx R1100** **1SSA 276 2xx R1100**

Characteristics

Wire size

	IEC	UL/CSA
ADO	1 - 2,5 mm²	16-14 AWG
1 or 2 wires (same wire size) per ADO jaw		

Voltage

Rated	500 V	300 V
Impulse withstand		
Pollution degree	3	

Current

Rated	24 A*	15 A*

Wire size

Rated	2,5 mm²	14 AWG

Body weight	Metallic part weight	Total weight	Protection
5,5 g	6,1 g	11,6 g	IP 20
0.012 lb	*0.013 lb*	*0.025 lb*	*NEMA 1*

Accessories

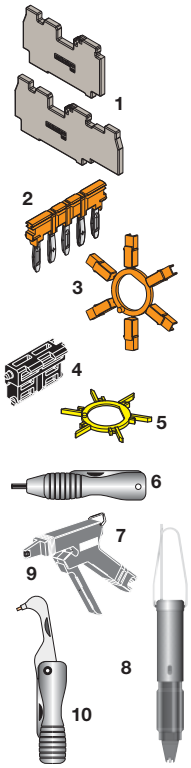

			Type		Part numbers
1	End section	grey	FECPE.ADO (1)	th. 2,9 mm	1SNA **291 832** R16**00**
		beige	FECPE.ADO (1)	th. 2,9 mm	1SNA **400 019** R04**00**
2	Jumper bar		BJE 762.2 (1)	2 poles	1SNA **290 451** R03**00**
			BJE 762.5 (1)	5 poles	1SNA **290 452** R04**00**
			BJE 762.10 (1)	10 poles	1SNA **290 453** R05**00**
3	6 isolation kit for jumper bar		EIP		1SNA **290 454** R06**00**
4	Locking lever		VRADO.CPE7 (2)		1SNA **400 063** R00**00**
5	6 coding peg kit		COCE		1SNA **199 321** R21**00**
6	Hand tool kit		OUMAD		1SNA **179 466** R06**00**
7	Semi-automatic tool		OUPAD		1SNA **178 944** R04**00**
8	Pneumatic tool kit		OUTAD		1SNA **205 710** R11**00**
9	Replacement head kit		OUTA		1SNA **205 284** R03**00**
10	Extraction tool kit		EXAD2		1SNA **205 721** R00**00**
R	See section on markers	marking method	Strip marker	RB-12W7	1SNA **290 455** R07**00**

(1) Other colours, other pole numbers : on request.
(2) - 1 VRADO.CPE7 2 pole locking lever can safely lock a mating female plug from 2 to 6 poles.
- Up to 3 VRADO.CPE7 can be mounted together for single manipulation.

Pluggable Terminal blocks Insulation displacement

Feed-through 1 ADO - 1 pluggable
2 ADO - 1 pluggable

DIN 3



End stop		th. 9 mm	**BADL**	1SNA **399 903** R02**00**
End stop		th. 10 mm	**BAM2**	1SNA **399 967** R01**00**
Rail		35 x 7,5 x 1	**PR3.Z2**	1SNA **174 300** R17**00**
Rail		35 x 15 x 2,3	**PR4**	1SNA **168 500** R12**00**
Rail		35 x 15 x 1,5	**PR5**	1SNA **168 700** R22**00**

Other end stops, rails and accessories : see section on accessories.

Notes

Body material is UL 94 V0

** : Caution, maximum current of "terminal block and plug" set is limited by the device with the lowest current rating.*

D 4/7.ADO-CPE

Spacing 7,62 mm .300"

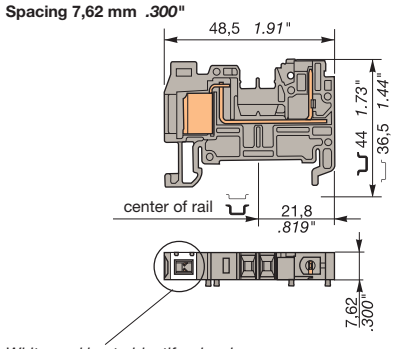

White marking to identify wire size.

Colour		Type	Part number
Grey	□	**D 4/7.ADO-CPE**	1SNA **290 481** R22**00**

Mating female plugs :

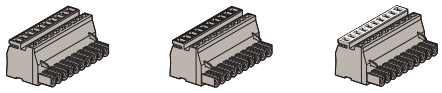

1SSA 266 2xx R1100 **1SSA 267 2xx R1100** **1SSA 276 2xx R1100**

Characteristics

Wire size

	IEC	UL/CSA
ADO	4 mm²	12 AWG
	1 wire per ADO jaw	

Voltage		
Rated	500 V	300 V
Impulse withstand		
Pollution degree	3	
Current		
Rated	24 A*	18 A*
Wire size		
Rated	4 mm²	12 AWG

Body weight	Metallic part weight	Total weight	Protection
4,5 g	3,8 g	8,3 g	IP 20
0.01 lb	*0.008 lb*	*0.018 lb*	*NEMA 1*

D 4/7.2ADO-CPE

Spacing 7,62 mm .300"

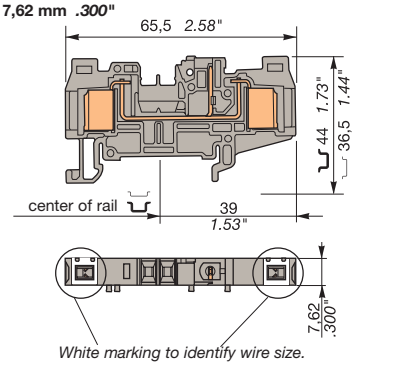

White marking to identify wire size.

Colour		Type	Part number
Grey	□	**D 4/7.2ADO-CPE**	1SNA **290 482** R23**00**

Mating female plugs :

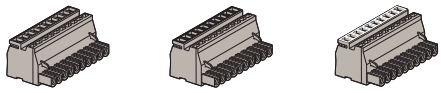

1SSA 266 2xx R1100 **1SSA 267 2xx R1100** **1SSA 276 2xx R1100**

Characteristics

Wire size

	IEC	UL/CSA
ADO	4 mm²	12 AWG
	1 wire per ADO jaw	

Voltage		
Rated	500 V	300 V
Impulse withstand		
Pollution degree	3	
Current		
Rated	24 A*	18 A*
Wire size		
Rated	4 mm²	12 AWG

Body weight	Metallic part weight	Total weight	Protection
5,5 g	6,1 g	11,6 g	IP 20
0.012 lb	*0.013 lb*	*0.025 lb*	*NEMA 1*

Accessories

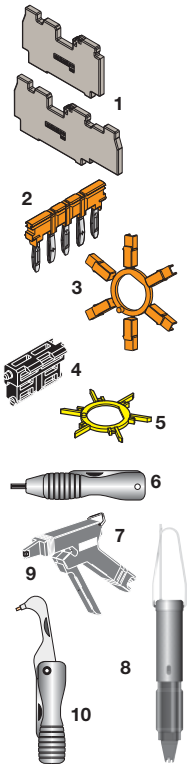

			Type		Part numbers
1	End section	grey	FECPE.ADO (1)	th. 2,9 mm	1SNA **291 832** R16**00**
		beige	FECPE.ADO (1)	th. 2,9 mm	1SNA **400 019** R04**00**
2	Jumper bar		BJE 762.2 (1)	2 poles	1SNA **290 451** R03**00**
			BJE 762.5 (1)	5 poles	1SNA **290 452** R04**00**
			BJE 762.10 (1)	10 poles	1SNA **290 453** R05**00**
3	6 isolation kit for jumper bar		EIP		1SNA **290 454** R06**00**
4	Locking lever		VRADO.CPE7 (2)		1SNA **400 063** R00**00**
5	6 coding peg kit		COCE		1SNA **199 321** R21**00**
6	Hand tool kit		OUMAD		1SNA **179 466** R06**00**
7	Semi-automatic tool		OUPAD		1SNA **178 944** R04**00**
8	Pneumatic tool kit		OUTAD		1SNA **205 710** R11**00**
9	Replacement head kit		OUTA		1SNA **205 284** R03**00**
10	Extraction tool kit		EXAD2		1SNA **205 721** R00**00**
R	See section on markers	marking method	Strip marker	RB-12W7	1SNA **290 455** R07**00**

			Type		Part numbers
			FECPE.2ADO (1)	th. 2,9 mm	1SNA **291 833** R17**00**
			FECPE.2ADO (1)	th. 2,9 mm	1SNA **400 018** R03**00**
			BJE 762.2 (1)	2 poles	1SNA **290 451** R03**00**
			BJE 762.5 (1)	5 poles	1SNA **290 452** R04**00**
			BJE 762.10 (1)	10 poles	1SNA **290 453** R05**00**
			EIP		1SNA **290 454** R06**00**
			VRADO.CPE7 (2)		1SNA **400 063** R00**00**
			COCE		1SNA **199 321** R21**00**
			OUMAD		1SNA **179 466** R06**00**
			OUPAD		1SNA **178 944** R04**00**
			OUTAD		1SNA **205 710** R11**00**
			OUTA		1SNA **205 284** R03**00**
			EXAD2		1SNA **205 721** R00**00**
			Strip marker	RB-12W7	1SNA **290 455** R07**00**

(1) Other colours, other pole numbers : on request.
(2) - 1 VRADO.CPE7 2 pole locking lever can safely lock a mating female plug from 2 to 6 poles.
- Up to 3 VRADO.CPE7 can be mounted together for single manipulation.

Pluggable terminal blocks
Screw clamp
Female plugs

Plug shape
TILE (omniconnect)

Range of **CPFT2** plugs, 2 to 24 pole, perpendicular and parallel to the connection with test point for dia. 2 and dia. 2.3 mm plugs.

Body UL94 V0

CPFT2 / ...
Plugs, wires parallel to connection

Spacing 5,08 mm *.200"*

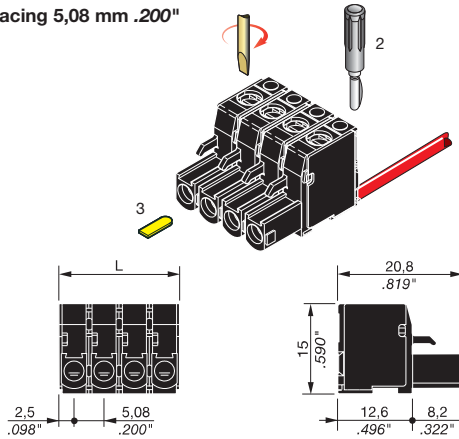

Number of poles	Type	Part number	L. mm
Spacing 5,08 mm *.200"* black			
2	CPFT2 / 2	1SNA **094 302** R**2**100	10,08
3	CPFT2 / 3	1SNA **094 303** R**22**00	15,16
4	CPFT2 / 4	1SNA **094 304** R**23**00	20,24
5	CPFT2 / 5	1SNA **094 305** R**24**00	25,32
6	CPFT2 / 6	1SNA **094 306** R**25**00	30,40
7	CPFT2 / 7	1SNA **094 307** R**26**00	35,48
8	CPFT2 / 8	1SNA **094 308** R**07**00	40,56
9	CPFT2 / 9	1SNA **094 309** R**00**00	45,64
10	CPFT2 / 10	1SNA **094 310** R**24**00	50,72
11	CPFT2 / 11	1SNA **094 311** R**11**00	55,80
12	CPFT2 / 12	1SNA **094 312** R**12**00	60,88
13	CPFT2 / 13	1SNA **094 313** R**13**00	65,96
14	CPFT2 / 14	1SNA **094 314** R**14**00	71,04
15	CPFT2 / 15	1SNA **094 315** R**15**00	76,12

Other pole numbers, please consult us.

CPFT2 / R-...
Plugs, wires perpendicular to connection

Spacing 5,08 mm *.200"*

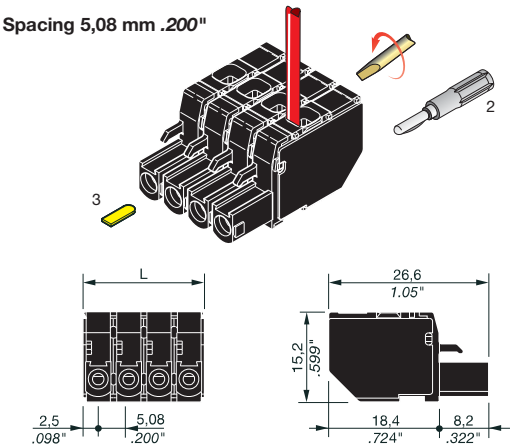

Number of poles	Type	Part number	L. mm
Spacing 5,08 mm *.200"* black			
2	CPFT2 / R-2	1SNA **094 352** R**22**00	10,08
3	CPFT2 / R-3	1SNA **094 353** R**23**00	15,16
4	CPFT2 / R-4	1SNA **094 354** R**24**00	20,24
5	CPFT2 / R-5	1SNA **094 355** R**25**00	25,32
6	CPFT2 / R-6	1SNA **094 356** R**26**00	30,40
7	CPFT2 / R-7	1SNA **094 357** R**27**00	35,48
8	CPFT2 / R-8	1SNA **094 358** R**00**00	40,56
9	CPFT2 / R-9	1SNA **094 359** R**01**00	45,64
10	CPFT2 / R-10	1SNA **094 360** R**06**00	50,72
11	CPFT2 / R-11	1SNA **094 361** R**23**00	55,80
12	CPFT2 / R-12	1SNA **094 362** R**24**00	60,88
13	CPFT2 / R-13	1SNA **094 363** R**25**00	65,96
14	CPFT2 / R-14	1SNA **094 364** R**26**00	71,04
15	CPFT2 / R-15	1SNA **094 365** R**27**00	76,12

Other pole numbers, please consult us.

Characteristics

Wire size

	IEC	UL	CSA
Rigid*	0,2-4 mm²	24-12 AWG	24-12 AWG
Flexible*	0,22-2,5 mm²		

Rated voltage

V	250	300	300

Rated current

A	12	15	15

Rated wire size

	2,5 mm²	12 AWG	12 AWG

Other characteristics

Wire stripping length	Recomm. screwdriver	Recomm. torque	Protection
7,5 mm *.295"*	3,5 mm *.137"*	0,4 Nm *3.5 lb.in*	IP 20 *NEMA 1*

Max. working temperature	100° C
Contact resistance	< 5 m Ω

Approvals

Accessories

		Type	Part number	P/N *black*	P/N *Grey*
1	Flanges assembly L + R + M 2,5 screw	BCPF	axis spacing 5.08 mm	1SNA **178 072** R**05**00	
2	Test plug	FC2	dia. 2 mm	1SNA **007 865** R**26**00	
3	6 coding peg kit	COCF	1SNA **199 320** R**04**00		
R	Markers	Marking method	RB5A sticker marking 5 mm width		

		Type	Part number	P/N *black*	P/N *grey*
		BCPF	axis spacing 5.08 mm	1SNA **178 072** R**05**00	
		FC2	dia. 2 mm	1SNA **007 865** R**26**00	
		COCF	1SNA **199 320** R**04**00		
R	Markers	Marking method	RB5A sticker marking 5 mm width		

Pluggable terminal blocks Insulation displacement

Female plugs

Body UL94 V0

** : *Caution, maximum current of the device set is limited by the device with the lowest current rating.*

Characteristics

Wire size

	IEC	UL/CSA
Rigid	0,34 - 1,5 mm²*	22 - 16 AWG
Flexible	0,34 - 1,5 mm²*	22 - 16 AWG

*1 or 2 wires (same wire size) per ADO jaw

Rated voltage

V	~	500	300 V
	=	500	

Rated current at 20° C

A	16**	15**

Rated wire size

	1,5 mm²	16 AWG

Other characteristics

Pollution degree	Wire stripping length	Recomm. screwdriver	Recomm. torque	Protection
3				IP 20 *NEMA 1*

Max. working temperature :	100 °C
Insulation resistance :	≥ 100 MΩ

Approvals

Accessories

1	6 coding peg kit	
2	Cable clamp plug	Grey, 3 to 7 poles
3	Cable clamp plug	Grey, 8 to 16 poles
4	Manual tool	
5	Semi-automatic tool	
6	Pneumatic tool	
7	DIN 3 foot (1)	grey
8	DIN 2 foot (1)	grey
9	Strip marking	

L 266 200 11

Female plugs

Spacing 7.62 mm *.300"*

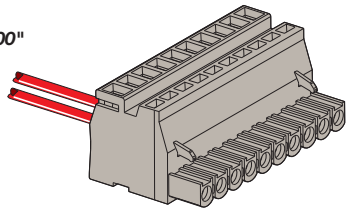

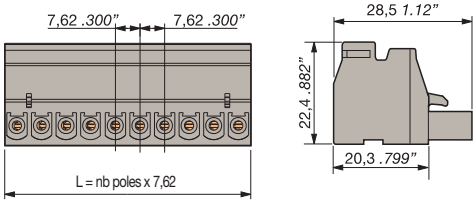

Part number

Spacing 7.62 mm Grey body

N. Poles	2 to 24 poles	
2	1SSA **266 202** R1100	15.24
3	1SSA **266 203** R1100	22.86
4	1SSA **266 204** R1100	30.48
5	1SSA **266 205** R1100	38.10
6	1SSA **266 206** R1100	45.72
10	1SSA **266 210** R1100	76.20

Consult us for pole numbers : 7, 8, 9 and more than 10

Compatible products :

D 1,5/7.ADO-CPE
D 2,5/7.ADO-CPE
D 4/7.ADO-CPE



D 1,5/7.2ADO-CPE
D 2,5/7.2ADO-CPE
D 4/7.2ADO-CPE

Male plugs

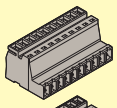

L 366 200 11

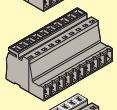

L 367 200 11

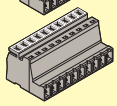

L 376 200 11

Male sockets

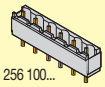

L 256 100...

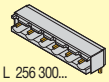

L 256 300...

Type		Part number
COCF		1SNA **199 320** R0400
PT1	7,62 mm	1SSA **299 253** R0000
PT2	7,62 mm	1SSA **299 254** R0000
OUMAD		1SNA **179 466** R0600
OUPAD		1SNA **178 944** R0400
OUTAD		1SNA **205 710** R1100
		1SSA **299 190** R0000
		1SSA **299 191** R0000
RB-12W7		1SNA **290 455** R0700

(1) Accessories for mounting of male and female plugs on DIN 3 or DIN 2 rail.

Pluggable terminal blocks Insulation displacement

Female plugs

Body UL94 V0

** : *Caution, maximum current of the device set is limited by the device with the lowest current rating.*

Characteristics

Wire size

	IEC	UL/CSA
Rigid	1 - 2,5 mm²*	16 - 14 AWG
Flexible	1 - 2,5 mm²*	16 - 14 AWG

*1 or 2 wires (same wire size) per ADO jaw

Rated voltage

V	~	500	300
	=	500	

Rated current at 20° C

A	24**	15**

Rated wire size

	2,5 mm²	14 AWG

Other characteristics

Pollution degree	Wire stripping length	Recomm. screwdriver	Recomm. torque	Protection
3				IP 20 *NEMA 1*

Max. working temperature :	100 °C
Insulation resistance :	≥ 100 MΩ

L 267 200 11

Female plugs

Spacing 7.62 mm *.300"*

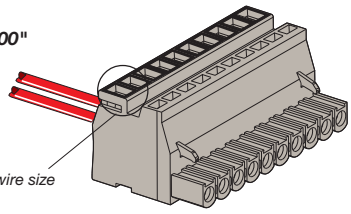

Black marking to identify wire size range 1-2,5 mm²

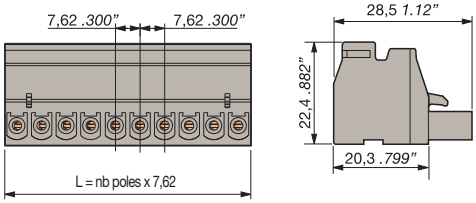

Part number

Spacing 7.62 mm Grey body

N. Poles	2 to 24 poles	
2	1SSA **267 202** R1100	15.24
3	1SSA **267 203** R1100	22.86
4	1SSA **267 204** R1100	30.48
5	1SSA **267 205** R1100	38.10
6	1SSA **267 206** R1100	45.72
10	1SSA **267 210** R1100	76.20

Consult us for pole numbers : 7, 8, 9 and more than 10

Compatible products :

D 1,5/7.ADO-CPE
D 2,5/7.ADO-CPE
D 4/7.ADO-CPE



D 1,5/7.2ADO-CPE
D 2,5/7.2ADO-CPE
D 4/7.2ADO-CPE

Male plugs

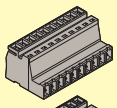

L 366 200 11

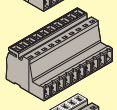

L 367 200 11

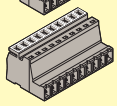

L 376 200 11

Male sockets

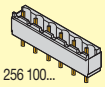

L 256 100...

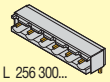

L 256 300...

Approvals

Accessories

			Type		Part number
1	6 coding peg kit		COCF		1SNA **199 320** R0400
2	Cable clamp plug	Grey, 3 to 7 poles	PT1	7,62 mm	1SSA **299 253** R0000
3	Cable clamp plug	Grey, 8 to 16 poles	PT2	7,62 mm	1SSA **299 254** R0000
4	Manual tool		OUMAD		1SNA **179 466** R0600
5	Semi-automatic tool		OUPAD		1SNA **178 944** R0400
6	Pneumatic tool		OUTAD		1SNA **205 710** R1100
7	DIN 3 foot (1)	grey			1SSA **299 190** R0000
8	DIN 2 foot (1)	grey			1SSA **299 191** R0000
9	Strip marking		RB-12W7		1SNA **290 455** R0700

(1) Accessories for mounting of male and female plugs on DIN 3 or DIN 2 rail.

Pluggable terminal blocks Insulation displacement

Female plugs

L 276 200 11

Female plugs

Spacing 7.62 mm .300"

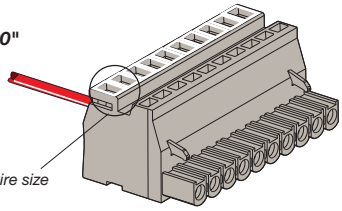

White marking to identify wire size 4 mm²

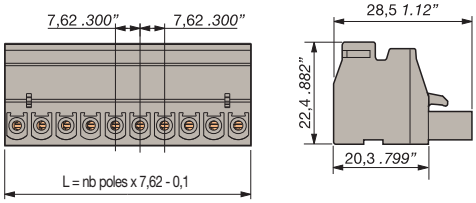

Part number

Spacing 7.62 mm Grey body

N. Poles	2 to 24 poles	
2	1SSA **276 202** R1100	15.24
3	1SSA **276 203** R1100	22.86
4	1SSA **276 204** R1100	30.48
5	1SSA **276 205** R1100	38.10
6	1SSA **276 206** R1100	45.72

Consult us for pole numbers above 6

Body UL94 V0

** : *Caution, maximum current of the device set is limited by the device with the lowest current rating.*

Characteristics

Wire size

	IEC	UL/CSA
Rigid	4 mm²*	14 - 12 AWG
Flexible	4 mm²*	14 - 12 AWG

*1 wire per ADO jaw

Rated voltage

V			
	~	500	300
	=	500	

Rated current at 20° C

A		
	24**	18**

Rated wire size

	4 mm²	12 AWG

Other characteristics

Pollution degree	Wire stripping length	Recomm. screwdriver	Recomm. torque	Protection
3				IP 20 *NEMA 1*

Max. working temperature :	100 °C
Insulation resistance :	≥ 100 MΩ

Compatible products :

D 1,5/7.ADO-CPE
D 2,5/7.ADO-CPE
D 4/7.ADO-CPE



D 1,5/7.2ADO-CPE
D 2,5/7.2ADO-CPE
D 4/7.2ADO-CPE

Male plugs

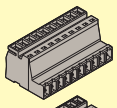

L 366 200 11

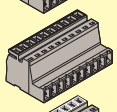

L 367 200 11

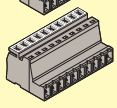

L 376 200 11

Male sockets

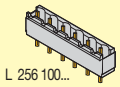

L 256 100...

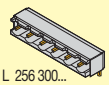

L 256 300...

Approvals

Accessories

			Type		Part number
1	6 coding peg kit		COCF		1SNA **199 320** R0400
2	Cable clamp plug	Grey, 3 to 7 poles	PT1	7,62 mm	1SSA **299 253** R0000
3	Cable clamp plug	Grey, 8 to 16 poles	PT2	7,62 mm	1SSA **299 254** R0000
4	Manual tool		OUMAD		1SNA **179 466** R0600
5	Semi-automatic tool		OUPAD		1SNA **178 944** R0400
6	Pneumatic tool		OUTAD		1SNA **205 710** R1100
7	DIN 3 foot (1)	grey			1SSA **299 190** R0000
8	DIN 2 foot (1)	grey			1SSA **299 191** R0000
9	Strip marking		RB-12W7		1SNA **290 455** R0700

(1) Accessories for mounting of male and female plugs on DIN 3 or DIN 2 rail.

Pluggable terminal blocks Insulation displacement

Male plugs

Body UL94 V0

** : *Caution, maximum current of the device set is limited by the device with the lowest current rating.*

Characteristics

Wire size

	IEC	UL/CSA
Rigid	0,34 - 1,5 mm²	22 - 16 AWG
Flexible	0,34 - 1,5 mm²	22 - 16 AWG

*1 or 2 wires (same wire size) per ADO jaw

Rated voltage

V	~	500	300
	=	500	

Rated current at 20° C

A	16**	15**

Rated wire size

	1,5 mm²	16 AWG

Other characteristics

Pollution degree	Wire stripping length	Recomm. screwdriver	Recomm. torque	Protection
3				IP 20 *NEMA 1*

Max. working temperature :	100 °C
Insulation resistance :	≥ 100 MΩ

Approvals

L 366 200 11

Male plugs

Spacing 7.62 mm *.300"*

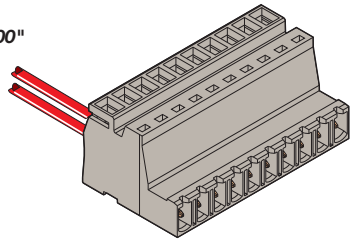

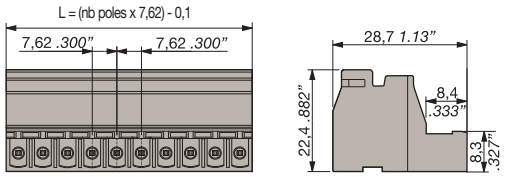

Part number

Spacing 7.62 mm Grey body

N. Poles	2 to 24 poles	
2	1SSA **366 202** R1100	15.14
3	1SSA **366 203** R1100	22.76
4	1SSA **366 204** R1100	30.38
5	1SSA **366 205** R1100	38.00
6	1SSA **366 206** R1100	45.62
10	1SSA **366 210** R1100	76.10

Consult us for pole numbers : 7, 8, 9 and more than 10

Compatible products :

Female plugs

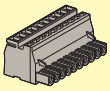
L 266 200 11

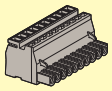
L 267 200 11

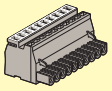
L 276 200 11

for mounting as extension connector

Accessories

			Type		Part number
1	Cable clamp plug	Grey, 3 to 7 poles	PT1	7,62 mm	1SSA **299 253** R0000
2	Cable clamp plug	Grey, 8 to 16 poles	PT2	7,62 mm	1SSA **299 254** R0000
3	Manual tool		OUMAD		1SNA **179 466** R0600
4	Semi-automatic tool		OUPAD		1SNA **178 944** R0400
5	Pneumatic tool		OUTAD		1SNA **205 710** R1100
6	DIN 3 foot (1)	grey			1SSA **299 190** R0000
7	DIN 2 foot (1)	grey			1SSA **299 191** R0000
8	Strip marking		RB-12W7		1SNA **290 455** R0700

(1) Accessories for mounting of male and female plugs on DIN 3 or DIN 2 rail.

Pluggable terminal blocks Insulation displacement

Male plugs

Body UL94 V0

** : *Caution, maximum current of the device set is limited by the device with the lowest current rating.*

L 367 200 11

Male plugs

Spacing 7.62 mm .300"

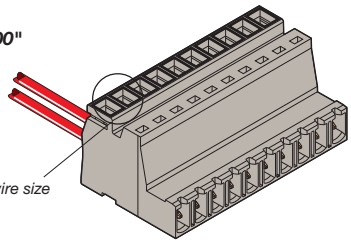

Black marking to identify wire size range 1-2,5 mm²

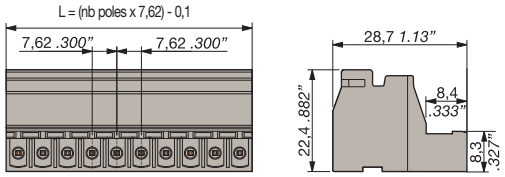

Part number

Spacing 7.62 mm Grey body

N. Poles	2 to 24 poles	
2	1SSA **367 202** R1100	15.14
3	1SSA **367 203** R1100	22.76
4	1SSA **367 204** R1100	30.38
5	1SSA **367 205** R1100	38.00
6	1SSA **367 206** R1100	45.62
10	1SSA **367 210** R1100	76.10

Consult us for pole numbers : 7, 8, 9 and more than 10

Characteristics

Wire size

	IEC	UL/CSA
Rigid	1 - 2,5 mm²*	16 - 14 AWG
Flexible	1 - 2,5 mm²*	16 - 14 AWG

*1 or 2 wires (same wire size) per ADO jaw

Rated voltage

V	~	500	300
	=	500	

Rated current at 20° C

A	22**	15**

Rated wire size

	2,5 mm²	14 AWG

Other characteristics

Pollution degree	Wire stripping length	Recomm. screwdriver	Recomm. torque	Protection
3				IP 20 *NEMA 1*

Max. working temperature :	100 °C
Insulation resistance :	≥ 100 MΩ

Compatible products :

Female plugs

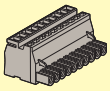
L 266 200 11

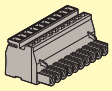
L 267 200 11

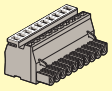
L 276 200 11

for mounting as extension connector

Approvals

Accessories

			Type		Part number
1	Cable clamp plug	Grey, 3 to 7 poles	PT1	7,62 mm	1SSA **299 253** R0000
2	Cable clamp plug	Grey, 8 to 16 poles	PT2	7,62 mm	1SSA **299 254** R0000
3	Manual tool		OUMAD		1SNA **179 466** R0600
4	Semi-automatic tool		OUPAD		1SNA **178 944** R0400
5	Pneumatic tool		OUTAD		1SNA **205 710** R1100
6	DIN 3 foot (1)	grey			1SSA **299 190** R0000
7	DIN 2 foot (1)	grey			1SSA **299 191** R0000
8	Strip marking		RB-12W7		1SNA **290 455** R0700

(1) Accessories for mounting of male and female plugs on DIN 3 or DIN 2 rail.

Pluggable terminal blocks Insulation displacement

Male plugs

Body UL94 V0

** : *Caution, maximum current of the device set is limited by the device with the lowest current rating.*

L 376 200 11

Male plugs

Spacing 7.62 mm .300"

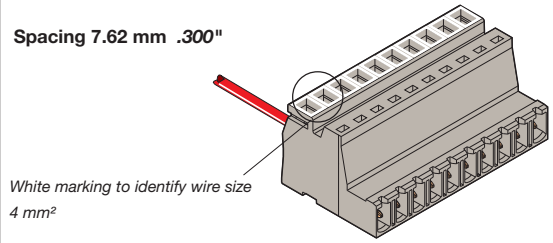

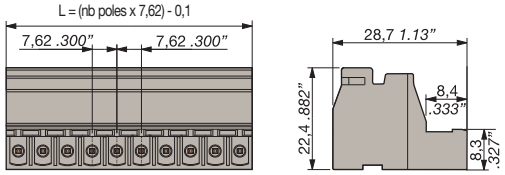

Part number

Spacing 7.62 mm Grey body

N. Poles	2 to 24 poles	
2	1SSA **376 202** R1100	15.14
3	1SSA **376 203** R1100	22.76
4	1SSA **376 204** R1100	30.38
5	1SSA **376 205** R1100	38.00
6	1SSA **376 206** R1100	45.62

Consult us for pole numbers above 6

Characteristics

Wire size

	IEC	UL/CSA
Rigid	4 mm²*	14 - 12 AWG
Flexible	4 mm²*	14 - 12 AWG

*1 wire per ADO jaw

Rated voltage

V	~	500	300
	=	500	

Rated current at 20° C

A	22**	18**

Rated wire size

	4 mm²	12 AWG

Other characteristics

Wire stripping length	Recomm. screwdriver	Recomm. torque	Protection
			IP 20 *NEMA 1*

Max. working temperature :	100 °C
Insulation resistance :	≥ 100 MΩ

Approvals

Compatible products :

Female plugs

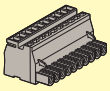
L 266 200 11

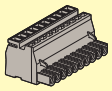
L 267 200 11

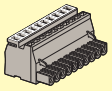
L 276 200 11

for mounting as extension connector

Accessories

			Type		Part number
1	Cable clamp plug	Grey, 3 to 7 poles	PT1	7,62 mm	1SSA **299 253** R0000
2	Cable clamp plug	Grey, 8 to 16 poles	PT2	7,62 mm	1SSA **299 254** R0000
3	Manual tool		OUMAD		1SNA **179 466** R0600
4	Semi-automatic tool		OUPAD		1SNA **178 944** R0400
5	Pneumatic tool		OUTAD		1SNA **205 710** R1100
6	DIN 3 foot	grey			1SSA **299 190** R0000
7	DIN 2 foot	grey			1SSA **299 191** R0000
8	Strip marking		RB-12W7		1SNA **290 455** R0700

(1) Accessories for mounting of male and female plugs on DIN 3 or DIN 2 rail.

Mounting of cable clamp plugs on ADO System® plugs spacing 7.62 mm

Version with PT1 cable clamp

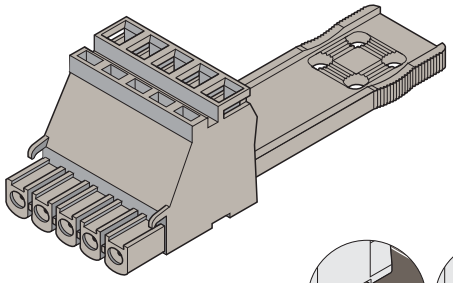

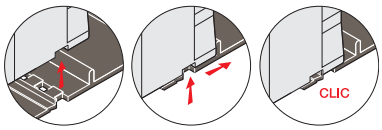

PT1 cable clamp can be used on products from 3 to 7 poles

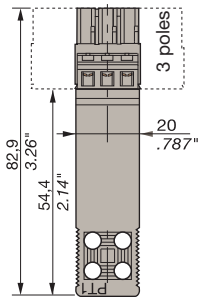

P/N : 1SSA **299 253** R**00**00

Version with PT2 cable clamp

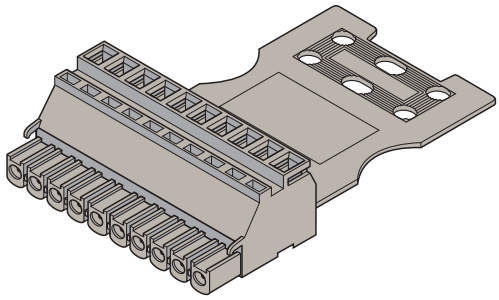

PT2 cable clamp can be used on products from 8 to 16 poles

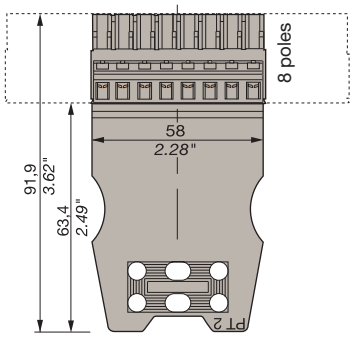

P/N : 1SSA **299 254** R**00**00

Terminal block assembly modular connectors



This modular connector is assembled using standard components and is used with standard terminal blocks.

Applications include prewired harnesses to simplify field wiring by eliminating mistakes. Time saving.

The connector can be plugged-in on the top of the blocks for applications requiring frequent testing or disconnect (this application requires a block equipped with a test socket : see following pages).

The connector can be screwed in on the side of a standard block for applications requiring few disconnects and testing.

Wiring capacity of up to 12 AWG, protective cover and wire holder, and marking and keying make this unit very versatile and efficient.

Factory preassembled connectors are available on specification (connection of the plug on request).

Protective covers - *see* "***components of protective covers***"

on following pages

Reversible grey plastic body, cable-clamp included.

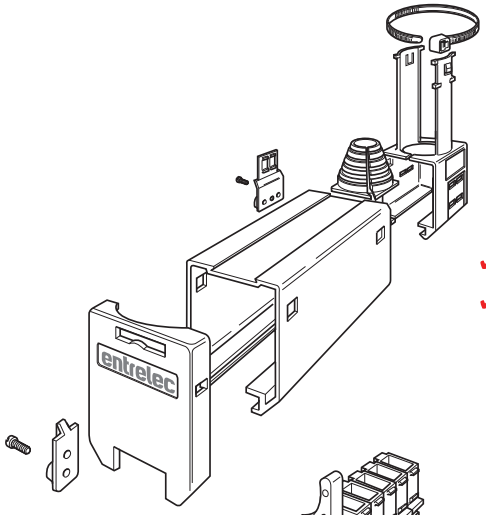

- ✓ **CPCP...**
- ✓ **CPCI**

Plugs - *see* "***Plugs components***" *on following pages*

Made of connection elements, ground connection elements, and 1 or 2 key elements.

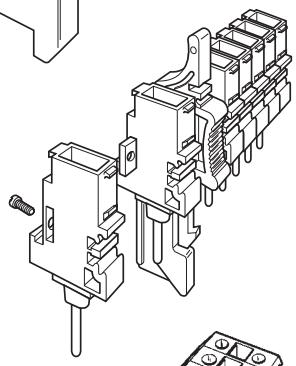

- ✓ **CF**
- ✓ **CFP**
- ✓ **DM 6**

Sockets - *see* "***Sockets components***" *on following pages*

Made of terminal blocks, ground blocks equipped with a flexible test socket, and 1 or 2 key elements.

These blocks are equipped with a flexible contact for plugs insertion in position 2.

The blocks listed on following page are normally in stock. Other blocks can be equipped, on request, with the flexible contact (consult us).

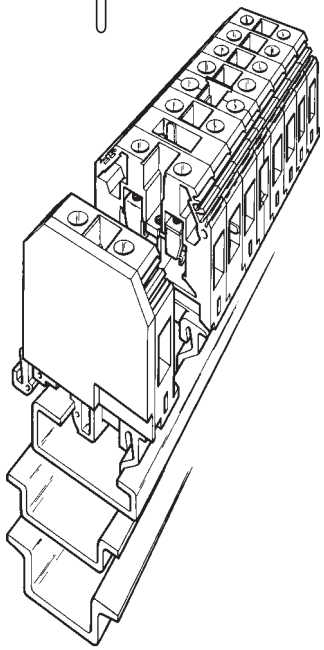

- ✓ **M 4/6.C**
- ✓ **M 4/6.PC**
- ✓ **M 6/8.C**
- ✓ **M 10/10.C**
- ✓ **M 16/12.C**
- ✓ **DF 6**

3 mounting possibilities

- It is possible to plug the connectors in position 2 in blocks equipped with a flexible socket for 6, 8, 10 and 12 mm spacing sizes.
- It is possible to plug the connectors in position 1 and 3 directly in the wires' place inside the wire clamps of terminal blocks type **M4/6**, **M6/8**, **M10/10**; the blocks type **M16/12** cannot be mounted this way.

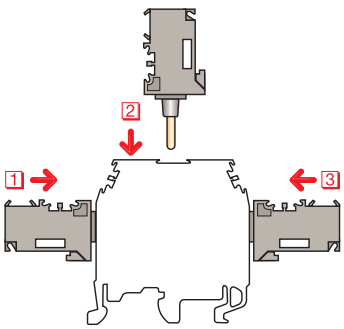

Socket components

DIN 1 - 3

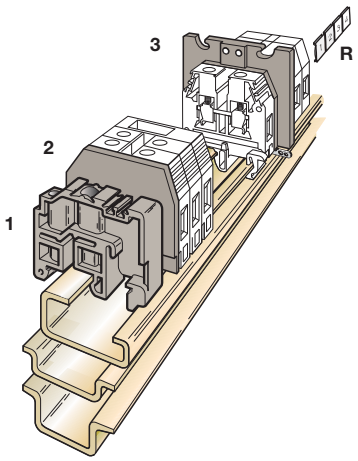

M 4/6.C

Spacing 6 mm + 0,05 *(.238")*

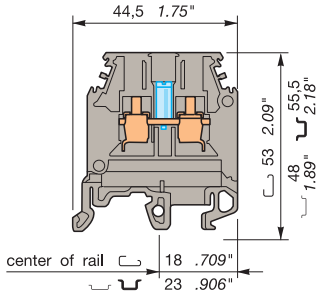

Grey M 4/6.C 1SNA **115 208** R**04**00

6 mm terminal block, equipped with a flexible test socket DIA. 2.5 mm *.10"* for connector.

M 4/6.PC

Spacing 6 mm + 0,05 *(.238")*

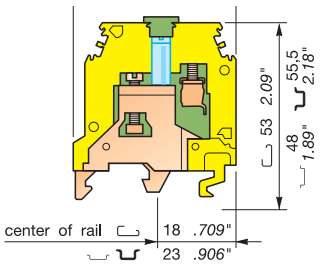

green/yellow M 4/6.PC 1SNA **165 294** R**24**00

6 mm ground block, equipped with a flexible test socket DIA. 2.5 mm *.10"* for connector.

M 6/8.C

Spacing 8 mm - 0,05 *(.315")*

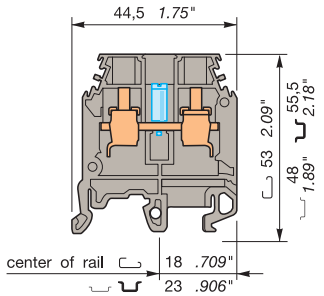

Grey M 4/8.C 1SNA **115 209** R**05**00

8 mm terminal block, equipped with a flexible test socket DIA. 2.5 mm *.10"* for connector.

If the last block of the assembly is a terminal block, an end section is required.

Characteristics

		IEC NFC DIN	UL	CSA	IEC NFC DIN	UL	CSA	IEC NFC DIN	UL	CSA
Wire size mm² / AWG	Rigid	0,2 - 4 mm²	22-10 AWG	22-10 AWG	0 - 4 mm²			0,5 - 10 mm²	22-8 AWG	24-8 AWG
	Flexible	0,22 - 4 mm²	22-10 AWG	22-10 AWG	0 - 4 mm²			0,5 - 6 mm²	22-8 AWG	24-8 AWG
Rated voltage		800 V	600 V	600 V				800 V	600 V	600 V
Rated current		32 A	30 A	25 A				41 A	50 A	55 A
Rated wire size		4 mm²	10 AWG	10 AWG	4 mm²			6 mm²	8 AWG	8 AWG
Wire strip. length - Recomm. screwdriver		9,5 mm / *.37"* - DIA. 4 mm / *.157"*			12 mm / *.47"* - DIA. 4 mm / *.157"*			12 mm / *.47"* - DIA. 4-5 mm / *.157"-.197"*		
Recommended torque		0,5-0,8 Nm / *4.4-7.1 lb.in.*			0,4-0,6 Nm / *3.5-5.3 lb.in.*			0,8-1 Nm / *7.1-8.9 lb.in.*		

Accessories

			Type		Part numbers	Type		Part numbers	Type		Part numbers
1	End stop (all rails)		BAM2	th. 10 mm	1SNA **206 351** R**16**00	BAM2	th. 10 mm	1SNA **206 351** R**16**00	BAM2	th. 10 mm	1SNA **206 351** R**16**00
2	End section	grey	FEM6	th. 2.8 mm	1SNA **118 368** R**16**00				FEM6	th. 2.8 mm	1SNA **118 368** R**16**00
		yellow				FEM6	th. 2.8 mm	1SNA **103 062** R**21**00			
3	Separator end section	grey	SCF6	th. 3.0 mm	1SNA **118 707** R**03**00	SCF6	th. 3.0 mm	1SNA **118 707** R**03**00	SCF6	th. 3.0 mm	1SNA **118 707** R**03**00
R	See section on markers	marking method	RC65 - RC610 *Other accessories, see standard blocks*			RC65 - RC610			RC65 - RC610 *Other accessories, see standard blocks*		

E
5

Socket components

DIN 1 - 3

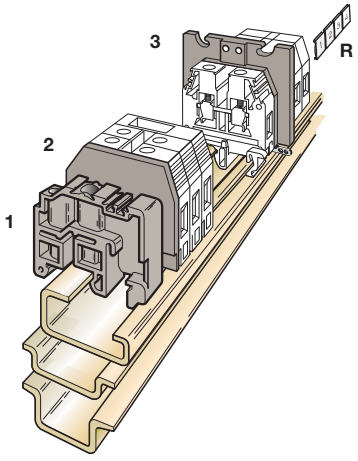

M 10/10.C

Spacing 10 mm - 0,05 *(.394")*

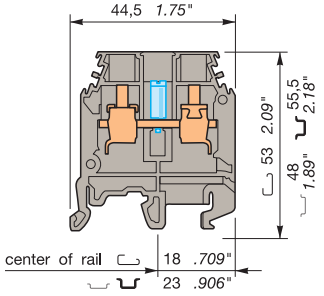

Grey M 10/10.C 1SNA **115 228** R**27**00

10 mm terminal block, equipped with a flexible test socket DIA. 2.5 mm *.10"* for connector.

M 16/12.C

Spacing 12 mm - 0,1 *(.473")*

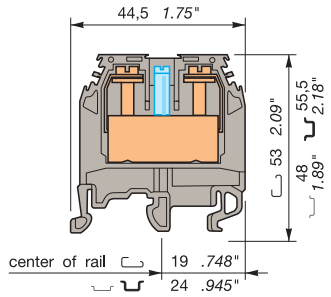

Grey M 16/12.C 1SNA **115 210** R**21**00

12 mm terminal block, equipped with a flexible test socket DIA. 2.5 mm *.10"* for connector.

DF6

Spacing 6mm + 0.05 *(.238")*

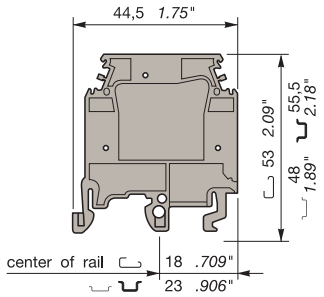

Grey DF6 1SNA **113 086** R**03**00

Key element snapped onto the rail, placed within the terminal blocks in the required place.
2 slots for markers.
Marking method (11)

If the last block of the assembly is a terminal block, an end section is required.

Characteristics

		IEC NFC DIN	UL	CSA	IEC NFC DIN	UL	CSA
Wire size mm² / AWG	Rigid	0,5 - 16 mm²	20-6 AWG	18-6 AWG	2,5 - 25 mm²	14-4 AWG	14-4 AWG
	Flexible	0,5 - 10 mm²	20-6 AWG	18-6 AWG	2,5 - 16 mm²	14-4 AWG	14-4 AWG
Rated voltage		800 V	600 V	600 V	800 V	600 V	600 V
Rated current		57 A	65 A	70 A	85 A	85 A	100 A
Rated wire size		10 mm²	6 AWG	6 AWG	16 mm²	4 AWG	4 AWG
Wire strip. length - Recomm. screwdriver		12 mm / *.47"* - DIA. 5,5-6 mm / *.217"-.238"*			14 mm / *.55"* - DIA. 5,5 mm / *.22"*		
Recommended torque		1,2-1,4 Nm / *10.6-12.3 lb.in.*			1,2-1,4 Nm / *10.6-12.3 lb.in.*		

Accessories

			Type		Part numbers	Type		Part numbers
1	End stop (all rails)		BAM2	th. 10 mm	1SNA **206 351** R**16**00	BAM2	th. 10 mm	1SNA **206 351** R**16**00
2	End section	grey	FEM6	th. 2,8 mm	1SNA **118 368** R**16**00	FEM12	th. 3 mm	1SNA **118 618** R**01**00
		yellow						
3	Separator end section	grey	SCF6	th. 3,0 mm	1SNA **118 707** R**03**00	SCF12	th. 3,0 mm	1SNA **113 102** R**10**00
			Other accessories, see standard blocks pages			Other accessories, see standard blocks pages		
R	See section on markers	marking method	RC65 - RC610 - RC810 - RC1010			RC65 - RC610 - RC810 - RC1010		

pages

pages

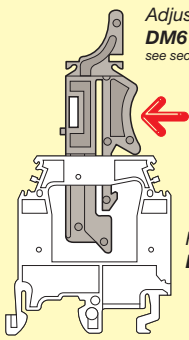

Adjustable key element ***DM6***
see section "Plug components"

To unlock the connector, press the ribbed part of the key element

Fixed key element ***DF6***

Plug components

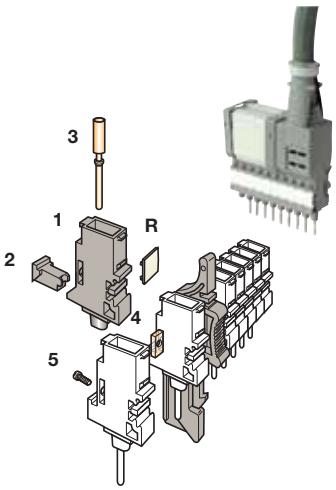

CF

Spacing 6 mm + 0,05 *(.238")*

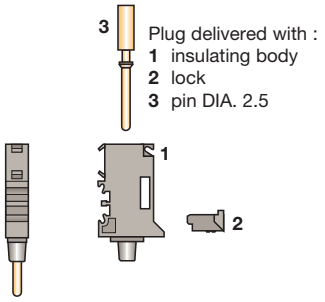

Plug delivered with :
1 insulating body
2 lock
3 pin DIA. 2.5

0.22-0.5 mm²	**CF**	1SNA **115 080** R1300
1.0 mm²	**CF**	1SNA **115 075** R1100
1.5 mm²	**CF**	1SNA **115 076** R1200
2.5 mm²	**CF**	1SNA **115 077** R1300
4.0 mm²	**CF**	1SNA **115 079** R2500

CFP

Spacing 6 mm + 0,05 *(.238")*

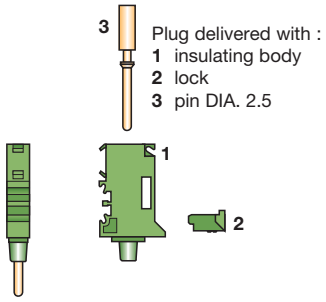

Plug delivered with :
1 insulating body
2 lock
3 pin DIA. 2.5

0.22-0.5 mm²	**CFP**	1SNA **105 018** R2700
1.0 mm²	**CFP**	1SNA **105 008** R0600
1.5 mm²	**CFP**	1SNA **105 009** R0700
2.5 mm²	**CFP**	1SNA **105 010** R2300
4.0 mm²	**CFP**	1SNA **105 019** R2000

DM6

Spacing 6 mm + 0,05 *(.238")*

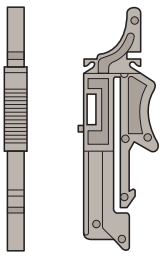

Grey **DM6** 1SNA **114 547** R1600

Adjustable key element to be mounted on the fixed key element **DF 6.**
Slides on the assembly bar close to the plug elements in the required place (+ potential separators). Permits to polarize and lock the connector on the assembly.

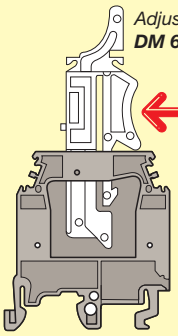

Characteristics

		IEC NFC	IEC DIN	UL/CSA	IEC NFC	IEC DIN	UL/CSA
Wire size mm² / AWG	KY 30	0.22 - 0.34 mm²		22 - 22 AWG	0.22 - 0.34 mm²		22 - 22 AWG
	KY 30 and H05.VK	0.22 - 0.5 mm²		22 - 20AWG	0.22 - 0.5 mm²		22 - 20AWG
	H05.VK	1.0 mm²		18 AWG	1.0 mm²		18 AWG
	H07.VR or VK	1.5 mm²		16 AWG	1.5 mm²		16 AWG
	H07.VR or VK	2.5 mm²		14 AWG	2.5 mm²		14 AWG
	H07.VR or VK	4.0 mm²		12 AWG	4.0 mm²		12 AWG
Rated voltage		800 V					
Rated current		15 A					
Rated wire size		1 mm²			1 mm²		
Wire stripping length		10 mm / .39"			10 mm / .39"		

Components

A PLUG ELEMENT CONSISTS OF THE THREE FOLLOWING PARTS, EACH ELEMENT CAN BE ORDERED USING ITS OWN PART NUMBER OR USING ITS COMPONENTS' PART NUMBERS

1	Insulating body	SIC	grey	1SNA **113 108** R2600	SIC	green	1SNA **103 265** R0100	
2	Lock	VRC	grey	1SNA **113 110** R1300	VRC	grey	1SNA **113 110** R1300	
3	Pin DIA. 2,5 mm *.10"*	BRC	0,22 to 0,5 mm²	1SNA **174 558** R0500	BRC	0,22 to 0,5 mm²	1SNA **174 558** R0500	
		BRC	1.0 mm²	1SNA **173 906** R2200	BRC	1.0 mm²	1SNA **173 906** R2200	
		BRC	1.5 mm²	1SNA **173 907** R2300	BRC	1.5 mm²	1SNA **173 907** R2300	
		BRC	2.5 mm²	1SNA **173 908** R0400	BRC	2.5 mm²	1SNA **173 908** R0400	
		BRC	4.0 mm	1SNA **174 601** R0100	BRC	4.0 mm	1SNA **174 601** R0100	

Accessories

		Type		Part numbers	Type		Part numbers	Type		Part numbers
4	Assembly bar	BDA	*see table hereunder*		BDA	*see table hereunder*		BDA	*see table hereunder*	
5	Assembly screw	VSA		1SNA **164 408** R0600	VSA		1SNA **164 408** R0600	VSA		1SNA **164 408** R0600
		Mounting screw to be ordered for mounting without cover. These screws are delivered with the cover sub-assembly.								
6	Separator grey *(see section "Assembly")*	IN10	th. 1.0 mm	1SNA **113 112** R0100	IN10	th. 1.0 mm	1SNA **113 112** R0100	IN10	th. 1 mm	1SNA **113 112** R0100
		IN16	th. 1.6 mm	1SNA **113 114** R0300	IN16	th. 1.6 mm	1SNA **113 114** R0300	IN16	th. 1.6 mm	1SNA **113 114** R0300
		IN20	th. 2.0 mm	1SNA **113 115** R0400	IN20	th. 2.0 mm	1SNA **113 115** R0400	IN20	th. 2 mm	1SNA **113 115** R0400
		IN24	th. 2.4 mm	1SNA **113 116** R0500	IN24	th. 2.4 mm	1SNA **113 116** R0500	IN24	th. 2.4 mm	1SNA **113 116** R0500
R	See section on markers marking method	RC65 - RC610			RC65 - RC610					

BDA - Assembly bar

Plug components, separators and adjustable key elements slide on this bar.

BDA is defined regarding the required assembly. For this, calculate the length of these accessories in millimeters using the following formulas :

Assembly with 1 key element
not mounted at the end of the assembly

Spacing (n-1) + 12

Assembly with 2 key elements
1 at each end of the assembly

n (Spacing) + 12

n = *number of elements included into the plug*
L = *length of the plug*

Machining diagram for bar processing by customer, supplied in length 1000 mm.

L mm	A mm	B mm	Bar BDA
24	22	18	1SNA **167 054** R2000
30	28	24	1SNA **167 055** R2100
36	34	30	1SNA **167 056** R2200
42	40	36	1SNA **167 057** R2300
48	46	42	1SNA **167 058** R0400
54	52	48	1SNA **167 059** R0500
60	58	54	1SNA **167 060** R0200
66	64	60	1SNA **167 061** R2700
72	70	66	1SNA **167 062** R2000
78	76	72	1SNA **167 063** R2100
84	82	78	1SNA **167 064** R2200
90	88	84	1SNA **167 065** R2300
96	94	90	1SNA **167 066** R2400
102	100	96	1SNA **167 067** R2500
108	106	102	1SNA **167 068** R0600
114	112	108	1SNA **167 069** R0700
120	118	114	1SNA **167 070** R0400
1000			1SNA **008 370** R2200

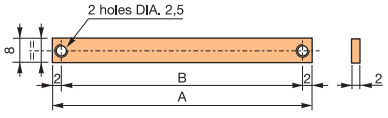

Assembly of a connector

Monting an element
1 Crimp the wire in the pin,
2 Introduce the pin into the insulator,
3 Place the lock by pushing it completely (snaps in).

Removing the pin
- Unlatch the lock, using a screwdriver,
- Push back the pin.

Re-mounting of the element
(see "Mounting an element).

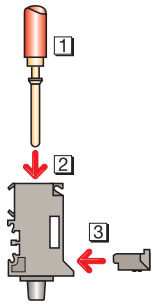

Crimping

Use conductors of 0.22 to 0.34 mm² (24-22 AWG)
and AMP crimping tool 46 256
Remove the positioning stops and use only the oval mold.

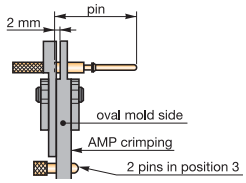

Conductors of 0.22 to 0.5 - 1 -1.5 - 2.5 - 4 mm²
ABB Entrelec crimping tool

PSC 1SNA **173 181** R1300

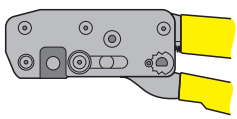

Plastic protective cover components

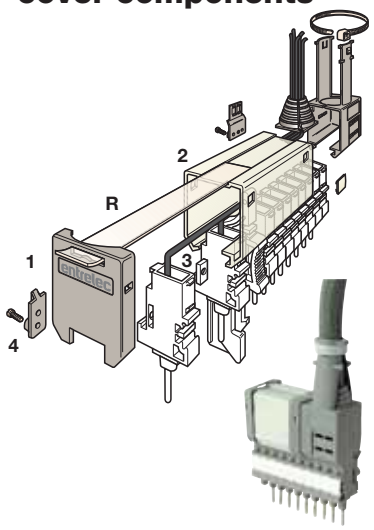

Min. mounting 24 mm .945"

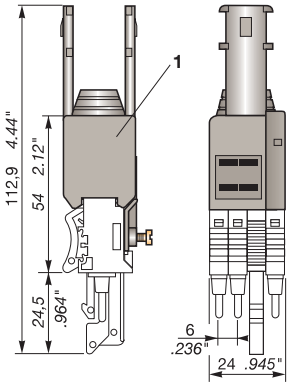

Grey ☐ **CPCP4** 1SNA **114 432** R**03**00

1 Cover sub-assembly

Mounting up to 30 mm *1.18*"

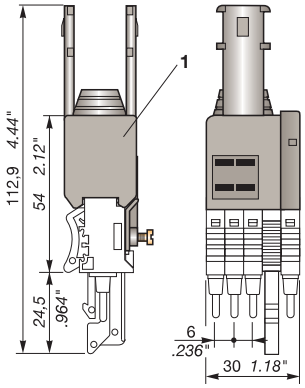

Grey ☐ **CPCP5** 1SNA **114 431** R**02**00

1 Cover sub-assembly

Mounting beyond 30 mm *1.18*"

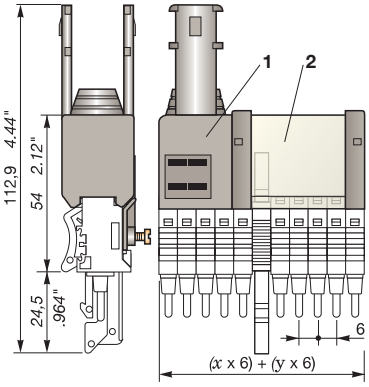

Grey ☐ **CPCP6** 1SNA **114 430** R**15**00

1 Cover sub-assembly

Grey ☐ **CPCI**

2 Cover - *see table with lengths of bars*

Accessories

3	Mounting bar
4	Assembly screw
R	Voir chapitre repérage mode

Type		Part numbers
BDA	*to be ordered with the plug*	
VSA	*2 screws delivered with the cover sub-assembly*	
RC610		

Type		Part numbers
BDA	*to be ordered with the plug*	
VSA	*2 screws delivered with the cover sub-assembly*	
RC610		

Type		Part numbers
BDA	*to be ordered with the plug*	
VSA	*2 screws delivered with the cover sub-assembly*	
RC610 - RTM9		

Part numbers of covers and mounting bars

BDA and **CPCI** have to be defined regarding the required assembly. For this, calculate the length of these accessories in milimeters using the following formulas :

Assembly with 1 key element - not mounted at the end of the assembly
(see page "**Assembly**")

Spacing (n-1) + 12

Assembly with 2 key elements - 1 at each end of the assembly
(see page "**Assembly**")

n (Spacing) + 12

(**n** = *number of plugs in the connector)*

Length mm	Bar BDA	Cover 2 CPCI	Cover sub- 1 assembly CPCP...
24	1SNA **167 054** R**20**00	-	1SNA **114 432** R**03**00
30	1SNA **167 055** R**21**00	-	1SNA **114 431** R**02**00
36	1SNA **167 056** R**22**00	1SNA **114 353** R**23**00	1SNA **114 430** R**15**00
42	1SNA **167 057** R**23**00	1SNA **114 354** R**24**00	1SNA **114 430** R**15**00
48	1SNA **167 058** R**04**00	1SNA **114 356** R**26**00	1SNA **114 430** R**15**00
54	1SNA **167 059** R**05**00	1SNA **114 358** R**00**00	1SNA **114 430** R**15**00
60	1SNA **167 060** R**02**00	1SNA **114 359** R**01**00	1SNA **114 430** R**15**00
66	1SNA **167 061** R**27**00	1SNA **114 361** R**23**00	1SNA **114 430** R**15**00
72	1SNA **167 062** R**20**00	1SNA **114 375** R**21**00	1SNA **114 430** R**15**00
78	1SNA **167 063** R**21**00	1SNA **114 377** R**23**00	1SNA **114 430** R**15**00
84	1SNA **167 064** R**22**00	1SNA **114 380** R**23**00	1SNA **114 430** R**15**00
90	1SNA **167 065** R**23**00	1SNA **114 381** R**10**00	1SNA **114 430** R**15**00
96	1SNA **167 066** R**24**00	1SNA **114 383** R**12**00	1SNA **114 430** R**15**00
102	1SNA **167 067** R**25**00	1SNA **114 385** R**14**00	1SNA **114 430** R**15**00
108	1SNA **167 068** R**06**00	1SNA **114 390** R**25**00	1SNA **114 430** R**15**00
114	1SNA **167 069** R**07**00	1SNA **114 401** R**15**00	1SNA **114 430** R**15**00
120	1SNA **167 070** R**04**00	1SNA **114 404** R**10**00	1SNA **114 430** R**15**00
1000	1SNA **008 370** R**22**00	1SNA **114 427** R**06**00	1SNA **114 430** R**15**00

Machining diagram for cut of covers by the user, sold in length of 1000 mm.

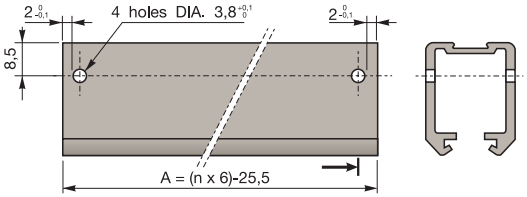

Assembly of the cover on a connector unit up to 30 mm.

(the connector unit already preassembled on its mounting bar ❶)

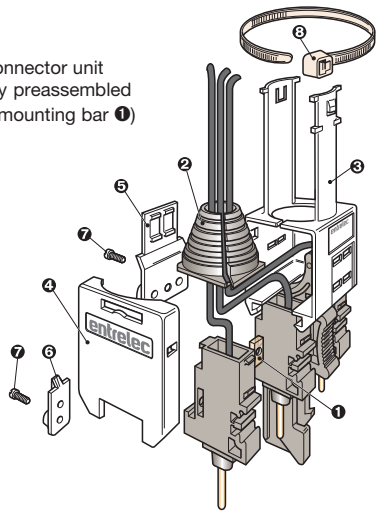

Assembly procedure

1. Cut the wire-guide ❷ if necessary, to the required diameter and close it around the wire.
2. Place the wire-guide in the cover ❸ taking care to orientate it correctly (**ABB ENTRELEC** marking visible).
3. Slide the cover ❸ over the elements.
4. Snap the cap ❹ on the cover ❸.
5. Snap part ❺ on the cover ❸ and tighten the assembly by the screw ❼ facing the end piece.
6. Lock the cap ❹ using part ❻ and tighten the assembly by a screw ❼.
7. Clamp the wire between the cable-clamp tags, using a wire tie ❽ 4,6 mm to 9 mm wide.

Note : Please note that the cable clamp cover ❸ and the cap ❹ can be mounted either to the right or to the left of the connector unit.

Assembly of the cover on a connector unit beyond 30 mm.

(the connector unit already preassembled on its mounting bar ❶)

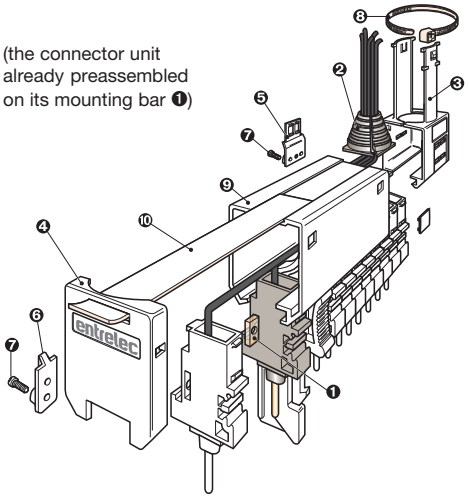

Assembly procedure

1. Cut the wire-guide ❷ if necessary, to the required diameter and close it around the wire.
2. Place the wire-guide in the cover ❸ taking care to orientate it correctly (**ABB ENTRELEC** marking visible).
3. Slide the cover ❸ over the elements.
4. Slide the hood ❾ over the elements until it latches on the cover ❸.
5. Snap the cap ❹ onto the hood ❾.
6. Snap part ❺ on the cover ❸ and tighten the assembly by a screw ❼ facing the end piece.
7. Lock the cap ❹ using part ❻ and tighten the assembly by a screw ❼.
8. Clamp the wire between the cable-clamp tags, using a polyamid wire tie ❽, 4,6 mm to 9 mm wide.
9. Mark the hood ❾ if required, using the blank strip ❿ for manual inscriptions.

Assembly

The spacing of the connector assembly is determined in function of the thickness of the plug elements : 6 mm. This spacing increases using separators **IN** to be located between the elements up to 8, 10 or 12 mm spacings.
To get these spacings, see examples hereunder in function of the number of key elements : 1 or 2 (n is the number of elements in the connector).

Example :

Separators		Number
IN10	=	**2**
IN20	=	**n-2**

IN - Grey separator

IN10	1SNA **113 112 R01**00	*th.* **1,0 mm**
IN16	1SNA **113 114 R03**00	*th.* **1,6 mm**
IN20	1SNA **113 115 R04**00	*th.* **2,0 mm**
IN24	1SNA **113 116 R05**00	*th.* **2,4 mm**

Assembly spacing 6 mm

with 1 key element DM 6
NOT MOUNTED AT THE END OF THE ASSEMBLY

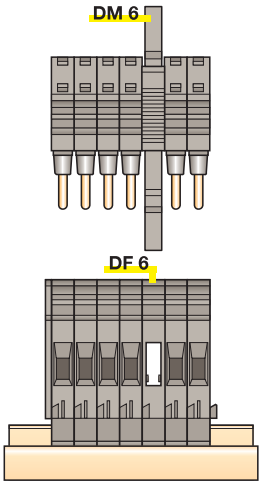

with 2 key elements DM 6
1 AT EACH END OF THE ASSEMBLY

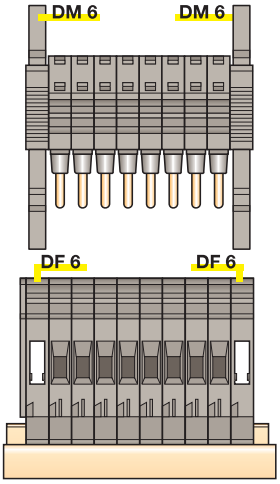

Assembly spacing 8 mm

with 1 key element DM 6
NOT MOUNTED AT THE END OF THE ASSEMBLY

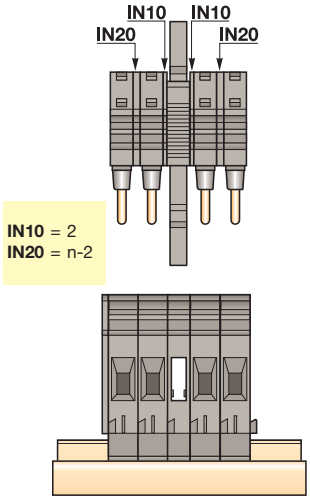

with 2 key elements DM 6
1 AT EACH END OF THE ASSEMBLY

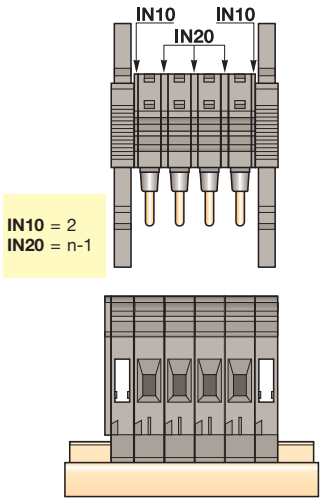

Assembly spacing 10 mm

with 1 key element DM 6
NOT MOUNTED AT THE END OF THE ASSEMBLY

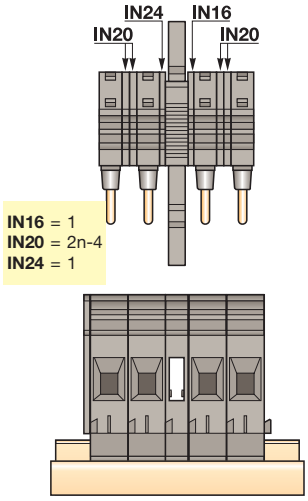

with 2 key elements DM 6
1 AT EACH END OF THE ASSEMBLY

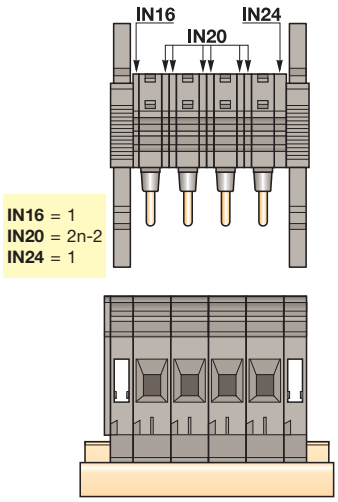

Assembly spacing 12 mm

with 1 key element DM 6
NOT MOUNTED AT THE END OF THE ASSEMBLY

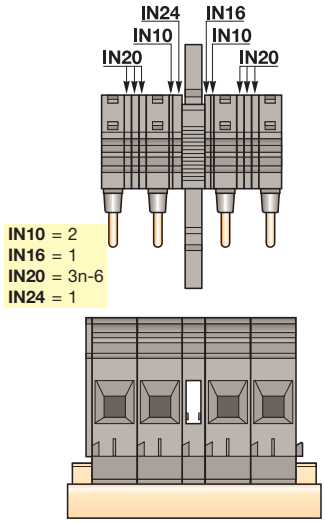

with 2 key elements DM 6
1 AT EACH END OF THE ASSEMBLY

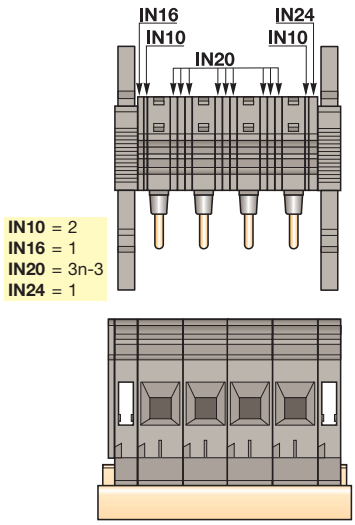

IMPORTANT NOTE

When two or several connectors are located side by side, it is necessary to separate, with an end section, the groups of terminal blocks linked with each socket of connectors, so that nothing interferes with removal of one of the connectors.

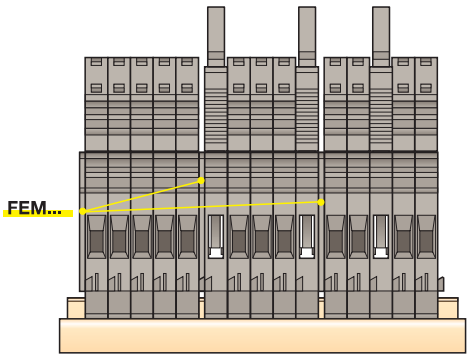

HOW TO ORDER AN ASSEMBLED CONNECTOR

Company name .....

.....

Person to contact .....

Quantity ordered .....

Order or quote number .....

.....

Telephone .....

Delivery requested .....

A complete connector is composed of a connector unit and a socket.
Check below

☐ **Connector unit only without wire-clamp without cover**

☐ **Connector unit with wire-clamp without cover**

Wire size .....mm²

Length of wire .....m.....

for one dimension only,
if several wire sizes required see below

☐ **Connector unit without wire-clamp with cover**

☐ Wire-clamp on the right

☐ Wire-clamp on the left

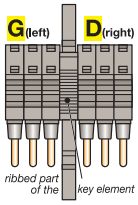

☐ **Connector unit with wire-clamp with cover**

☐ Wire-clamp on the right

☐ Wire-clamp on the left

Wire size .....mm²

Length of wire .....m.....

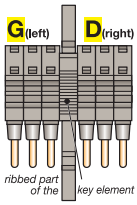

☐ **Socket** Spacing ☐ 6 mm ☐ 8 mm ☐ 10 mm ☐ 12 mm

Mounting of the connector on the terminal block ☐ **2** ☐ **1** and **3**

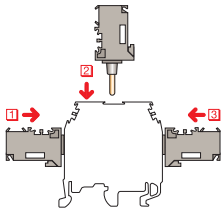

Mounting of the elements

Complete the grid by the part numbers of the connection elements in function of the required wire size

Part to be filled by ABB Entrelec only

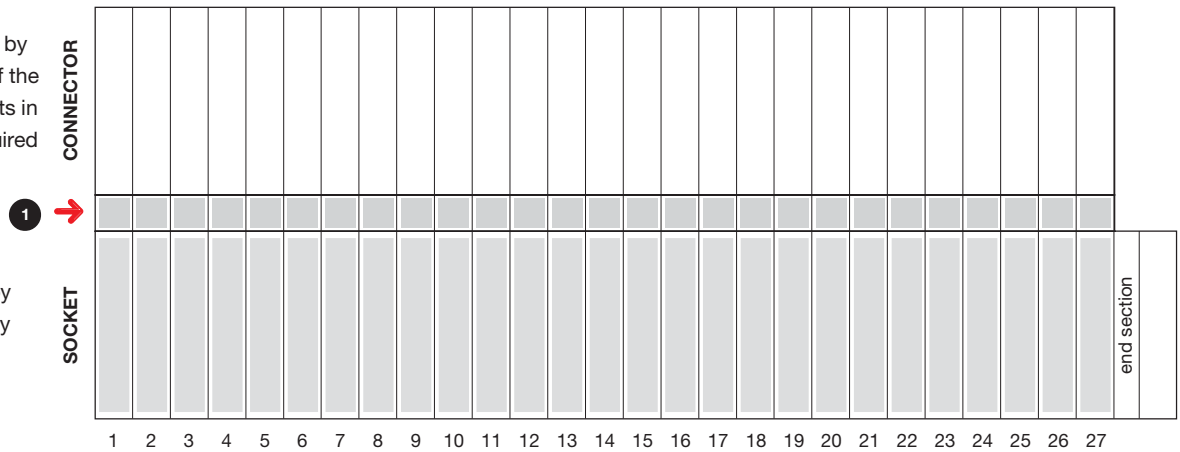

FROM 2 TO 14 TERMINALS, 1 OR 2 KEY DEVICES ARE REQUIRED

ABOVE 14, 2 KEY DEVICES ARE REQUIRED

1 **function required :**

- **S** Standard connection
- **P** Ground point (6 mm spacing only)
- **D** Key device

Connectors

DIN 1

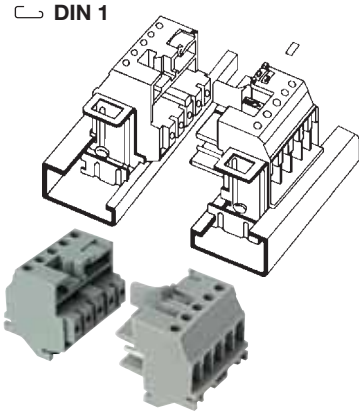

- Pin DIA. 2 mm with patented flexible contact
- Key element device
- Locking in plugged position
- Double adjusment on rail

CF4/5

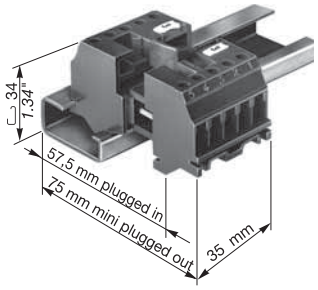

Slides on PR1 DIN rail

5 circuits with screw clamp connection

Grey ☐ **CF4/5** 1SNA **115 028** R**1**200
Female part only

Grey ☐ **CF4/5** 1SNA **115 029** R**1**300
Male part only

CF4/10

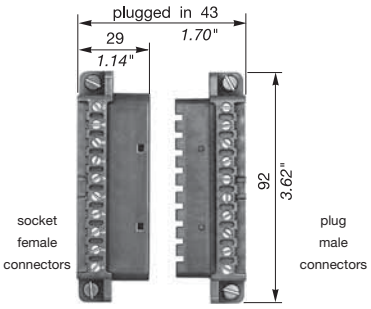

delivered with fixing screw CM4/12 + nuts.

10 circuits with screw clamp connection

Grey ☐ **CF4/10** 1SNA **115 050** R**24**00
Socket (female connectors)

Grey ☐ **CF4/10** 1SNA **115 051** R**11**00
Plug (male connectors)

Wire size

		screw clamp mm²		screw clamp mm²	
Conductors	H07 V-R	0,5 - 4		0,5 - 4	
CENELEC	H07 V-K	0,5 - 4		0,5 - 4	
Wire strip. length - Recom. screwdriver		7 mm - DIA. 4		7 mm DIA. 4	

Electrical characteristics

	~ Un V =	In A	Sn mm²	~ Un V =	In A	Sn mm²
UTE - NFC 20040 Cat. C - NFC 63065	500	30	4	400 250	20	4
VDE - 0110 Group C - 0100 Group 2	500 600	27	4	500 600	20	4
CSA - 22-2 N° 14	300	25	12 AWG	300	20	12 AWG
Approvals						

Accessories

		Type	Part numbers	Type	Part numbers
1	Rail ⊂⊃ 32 x 15 x 1,5	**PR1Z2**	1SNA **163 050** R**04**00		
2	End stop	**BAE** th. 10 mm	1SNA **164 519** R**24**00		
	Positive locking (1 per full connector)			**VP**	1SNA **168 279** R**27**00
	Straight short model cable clamp for flat cable (1 per plug or socket)			**STD1P**	1SNA **168 275** R**13**00
	Bent cable clamp for flat cable (1 per plug or socket)			**STIP**	1SNA **168 276** R**14**00
	Coding pin (flat mount, 1 per full connector)			**PC1**	1SNA **173 703** R**06**00
	Coding pin (base mount, 1 per full connector)			**PC2**	1SNA **174 559** R**06**00
R	Marking method			*see below*	

Mounting

Flat view

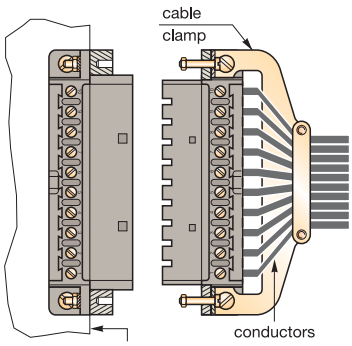

Base max. th. 5 mm
with screws supplied by Entrelec

DRILLING

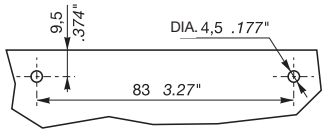

Cross

JUXTAPOSABLE

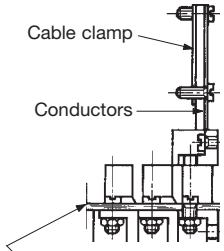

Base max. thickness 5 mm
with screws supplied by
Entrelec

DRILLING

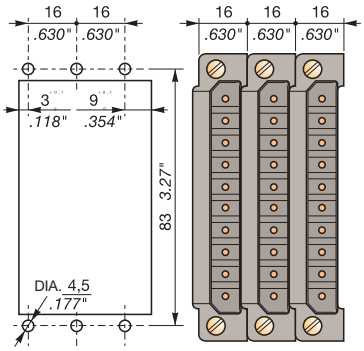

Marking



❶ Plugs and sockets have moulded premarking.

❷ **REH2**

REH2 Stickers 5 x 3,5 mm

Card of 1140 precut stickers

✓ **Blank**
REH2 1SNA **163 142** R**21**00

✓ **Printed**
8 séries de 001 à 140
REH2 1SNA **163 143** R**22**00

✓ **Printed**
8 series from 141 to 280
REH2 1SNA **163 148** R**07**00

Card of 300 precut stickers

✓ **Printed**
30 series from 001 to 010
REH2 1SNA **164 505** R**27**00

✓ **Printed**
15 series from 001 to 020
REH2 1SNA **164 506** R**20**00

Card of 502 precut stickers

✓ **Printed**
6 series from 001to075
\+ 2 series from A to Z
REH2 1SNA **164 507** R**21**00

Mounting (cont.)

Bottom of drawer

Fixed mounting for plug

Loose mounting for socket see accessories

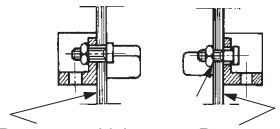

Base max. thickness 5 mm with screws supplied by Entrelec

Base max. thickness 4 mm

DRILLING

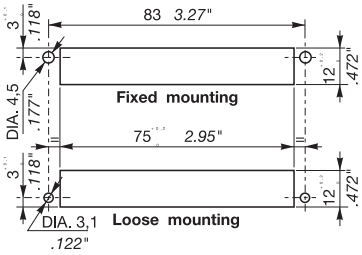

Double mounting (20 points)

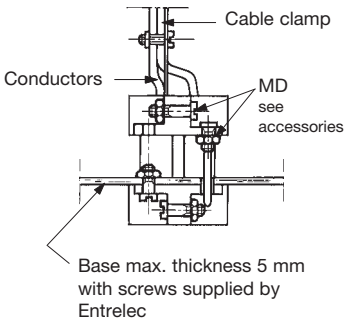

DRILLING

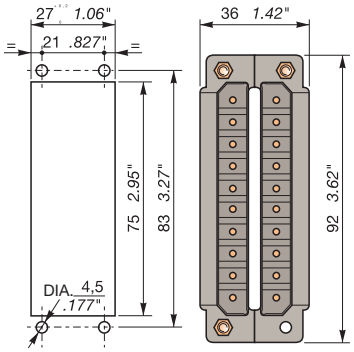

Accessories

VP Positive locking

VP 1SNA **168 279** R**2**700

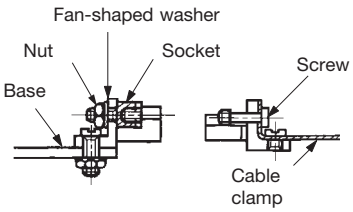

Mounting :
Mount the socket, the fan-shaped washer and the nut on the plug socket after fixing it on the base.

Mount the screw on the plug after fixing it on the potential cable clamp.

The positive locking cannot be used in a bottom of drawer, double or alley mounting.

STD Straight cable clamp

Short model

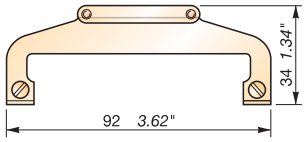

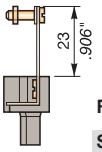

For flat cable

STD1P 1SNA **168 275** R**13**00

Long model

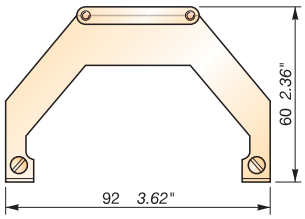

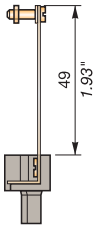

For flat cable

STD2P 1SNA **173 596** R**13**00

STI Bent cable clamp

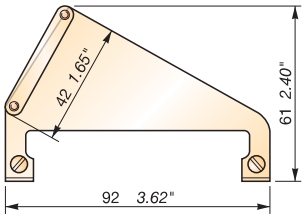

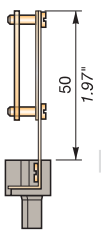

For flat cable

STIP 1SNA **168 276** R**14**00

PC Coding pins

Flat mounting with coding

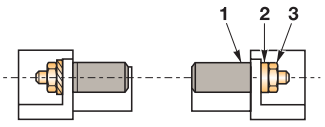

PC1 1SNA **173 703** R**06**00

1 Encoder
2 Fan-shaped washer
3 HM4 nut

Cross mounting with coding

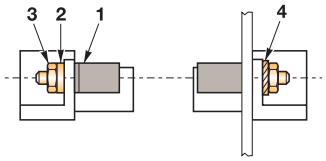

PC2 1SNA **174 559** R**06**00

1 Encoder
2 Flat washer (to be mounted on the moving side)
3 HM4 nut
4 Fan-shaped washer

Coding details are the same for these two types of coding.

Each pin can be positionned in 6 different ways.

The positions shown hereunder are for coding pins on socket or plug ; put the coding pins in the reverse position on correspnding socket or plug.

Part coding details



In some cases depending on the positions chosen, polarization of the connector is made by one coding pin only.

Ex :

6 cases of total coding

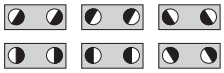

Polarization is made by 2 coding pins.

Notes

Terminal blocks

F - Other connection technologies

Summary

1. Quick-connect terminal blocks 318

2. Wire lug connection 328

Quick-connect terminal blocks

Screw clamp

Central quick-connect

DIN 1 - 3

End stop	⊔	th. 9 mm	**BADL**	1SNA **399 903** R**02**00
End stop	⊔	th. 10 mm	**BAM2**	1SNA **206 351** R**16**00
End stop	⊏	th. 10 mm	**BAR**	1SNA **164 338** R**06**00
Rail	⊔	35 x 7,5 x 1	**PR3.Z2**	1SNA **174 300** R**17**00
Rail	⊔	35 x 15 x 2,3	**PR4**	1SNA **168 500** R**12**00
Rail	⊔	35 x 15 x 1,5	**PR5**	1SNA **168 700** R**22**00
Rail	⊏	32 x 15 x 1,5	**PR1.Z2**	1SNA **163 050** R**04**00

Other end stops, rails and accessories : see section on accessories.

Notes

The use of some accessories may decrease the block's voltage rating. For more information, consult us.

M 16/12.2A.G : non connected quick-connect and clamping screws are touchproof (NEMA 1).

M 6/8.2A.G

Spacing 8 mm (*.315"*)

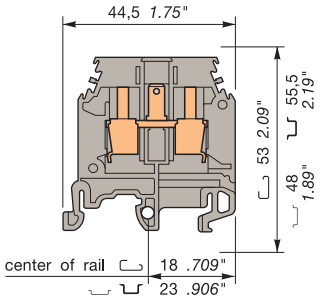

8 mm with central quick-connect output.

CE

Colour		Type	Part numbers
Grey	□	**M 6/8.2A.G**	1SNA **115 672** R**24**00

Characteristics

Wire size

		NFC DIN	UL	CSA
Screw clamp	Rigid	0,5-10 mm²		
	Flexible	0,5-6 mm²		
Quick-connect		2,8 x 0,8 mm series 110 - 1,5 mm²		

Voltage

Rated	750 V Gr.C		
Impulse withstand			
Pollution degree			

Current

Rated	46 A (1)		

Wire size

Rated / Gauge	6 mm²		

Wire stripping length	Recomm. screwdriver	Recomm. torque	Protection
12 mm	4-5 mm	0,8-1 Nm	
.47"		*7.1-8.9 ib.in*	

M 16/12.2A.G

Spacing 12 mm - 0,1 (*.473"*)

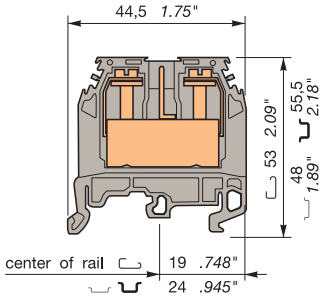

Standard 12 mm block with partition and central quick-connect output.

CE

Colour		Type	Part numbers
Grey	□	**M 16/12.2A.G**	1SNA **115 679** R**03**00

Characteristics

Wire size

		NFC DIN	UL	CSA
Screw clamp	Rigid	0,5-25 mm²	20-4 AWG	20-4 AWG
	Flexible	0,5-16 mm²	20-4 AWG	20-4 AWG
Quick-connect		Twice 2,8 x 0,8 series 110 - 1,5 mm² max. Once 6,3 x 0,8 series 250 - 2,5 mm² max.		

Voltage

Rated	750 V		
Impulse withstand			
Pollution degree	3		

Current

Rated	76 A (1)		

Wire size

Rated / Gauge	16 mm² / B7	4 AWG	4 AWG

Wire stripping length	Recomm. screwdriver	Recomm. torque	Protection
14 mm	5,5 mm	1,2-1,4 Nm	IP 20
.55"	*.22"*	*10.6-12.3 lb.in*	*NEMA 1*

Accessories

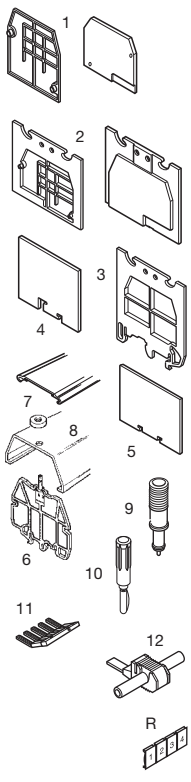

			Type		Part numbers
1	End section	grey	FEM6	th. 2,8 mm	1SNA **118 368** R**16**00
2	Separator end section	grey	SCF6	th. 3,0 mm	1SNA **118 707** R**03**00
3	Separator end section	grey			
4	Separator end section	grey			
5	Separator end section	grey			
6	Separator end section for cover CPV	grey			
7	Protective cover				
8	Protective cover				
3	Test device		DCO	orange	1SNA **173 060** R**00**00
4	Test plug		FC2	DIA. 2 mm	1SNA **007 865** R**26**00
5	Comb-type jumper bar	50 A	PC8	10 poles	1SNA **163 313** R**24**00
6	IDC jumper	24 A	AD2,5		1SNA **114 205** R**20**00
R	See section on markers marking method				

Type		Part numbers
FEM12	th. 3,0 mm	1SNA **118 618** R**01**00
SCF12	th. 3,0 mm	1SNA **113 102** R**10**00
SCFM6 (2)	th. 3,0 mm	1SNA **114 825** R**05**00
SCFEX1 ⊏ (2)	th. 2,4 mm	1SNA **103 619** R**04**00
SCFEX3 ⊔ (2)	th. 2,4 mm	1SNA **103 620** R**01**00
SCFCV 1.2	th. 3,0 mm	1SNA **116 795** R**11**00
CPM	(for SCF12...SCFM6)	1SNA **187 312** R**14**00
CPV 1.2	(for SCFV 1.2...)	1SNA **176 816** R**12**00

Sides of block RC65 - RC610 RC810

Sides of block RC65 - RC610 RC810

Note : (1) Maximum withstand current : 8 A for quick-connect connection for 2,8 x 0,8 mm tabs, 20 A for quick-connect connection for 6,3 x 0,8 mm tabs.

(2) Separator end sections snapped on rail.

Quick-connect terminal blocks

Screw clamp -
Central quick-connect

DIN 1 - 3

M 35/16.2A.2G

Spacing 16 mm -0,1 (.630")

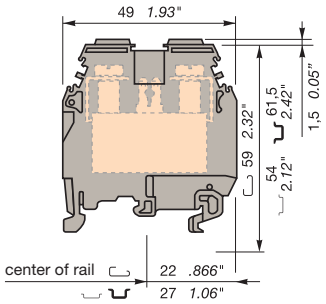

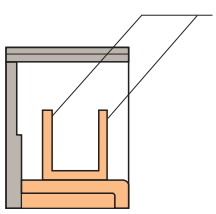

2 quick-connect outputs for 6.3 x 0.8 series 250 tabs (2 tabs) or 2.8 x 0.8 series 110 tabs (4 tabs)

Standard 16 mm block with partition and central quick-connect.

Colour		Type	Part numbers
Grey	▫	**M 35/16.2A.2G**	1SNA **115 719** R**23**00

End stop	⊔	th. 9 mm	**BADL**	1SNA **399 903** R**02**00
End stop	⊔	th. 10 mm	**BAM2**	1SNA **206 351** R**16**00
End stop	⊏	th. 10 mm	**BAR**	1SNA **164 338** R**06**00
Rail	⊔	35 x 7,5 x 1	**PR3.Z2**	1SNA **174 300** R**17**00
Rail	⊔	35 x 15 x 2,3	**PR4**	1SNA **168 500** R**12**00
Rail	⊔	35 x 15 x 1,5	**PR5**	1SNA **168 700** R**22**00
Rail	⊏	32 x 15 x 1,5	**PR1.Z2**	1SNA **163 050** R**04**00

Other end stops, rails and accessories : see section on accessories.

Characteristics

Wire size

		IEC NFC DIN	UL	CSA
Screw clamp	Rigid	1-50 mm²	16-0 AWG	16-0 AWG
	Flexible	1-35 mm²	16-2 AWG	16-2 AWG
Quick connect		4 tabs : 2,8 x 0,8 series 110 - 1,5 mm² max. 2 tabs : 6,3 x 0,8 series 250 - 2,5 mm² max.		

Voltage

Rated	800 V		
Impulse withstand	8 kV		
Pollution degree	3		

Current

Rated	125 A (1)		

Wire size

Rated / Gauge	35 mm² / B9	0 AWG	0 AWG

Wire strip. length	Recomm. Screwdriver	Recomm. torque	Protection
17 mm	6,5-7 mm	2,8-3 Nm	IP20
.669"	*.255" - .276"*	*24.3-26.1 lb.in*	*NEMA 1*

Notes

Accessories

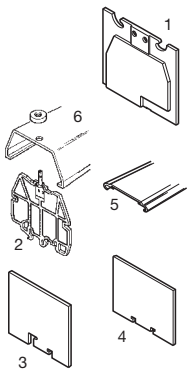

			Type		Part numbers
			Closed block		
1	Separator end section	grey	SCF16	th. 3,0 mm	1SNA **113 101** R**17**00
2	Separator end section for cover CPV	grey	SCFCV1.2 (2)	th. 3,0 mm	1SNA **116 795** R**11**00
3	Separator end section	grey	SCFEX1 (2) ⊏	th. 2,4 mm	1SNA **103 619** R**04**00
4	Separator end section	grey	SCFEX3 (2) ⊔	th. 2,4 mm	1SNA **103 620** R**01**00
5	Protective cover		CPM	(for SCF16...)	1SNA **187 312** R**14**00
6	Protective cover		CPV1.2	(for SCFCV1.2...)	1SNA **176 816** R**12**00

R See section on markers marking method

RC65 - RC610 RTM9 RC810 RC1010

Note : (1) Maximum withstand current : 8 A for quick-connect connection for 2,8 x 0,8 mm tabs and 20 A for quick-connect connection for 6,3 x 0,8 mm tabs. (2) Separator end section snapped on rail.

Quick-connect terminal block

Screw clamp to vertical quick-connect

DIN 1 - DIN 3

End stop	th. 9 mm	**BADL**	1SNA **399 903** R02**00**
End stop	th. 10 mm	**BAM2**	1SNA **206 351** R16**00**
End stop	th. 10 mm	**BAR**	1SNA **164 338** R06**00**
Rail	35 x 7,5 x 1	**PR3.Z2**	1SNA **174 300** R17**00**
Rail	35 x 15 x 2,3	**PR4**	1SNA **168 500** R12**00**
Rail	35 x 15 x 1,5	**PR5**	1SNA **168 700** R22**00**
Rail	32 x 15 x 1,5	**PR1.Z2**	1SNA **163 050** R04**00**

Other end stops, rails and accessories : see section on accessories.

Characteristics

Wire size

		NFC DIN	UL	CSA
Screw clamp	Rigid	0,5-4 mm²	22-10 AWG	24-12 AWG
	Flexible	0,5-4 mm²	22-10 AWG	24-12 AWG
Quick-connect		2,8 x 0,8 mm series 110 6,3 x 0,8 mm series 250		1,5 mm² max. 2,5 mm² max.

Voltage			
Rated	750 V Gr.C	600 V	300 V
Impulse withstand			
Pollution degree			
Current			
Rated	25 A	20 A	25 A
Wire size			
Rated / Gauge	4 mm²	10 AWG	12 AWG

Wire strip. length	Recomm. Screwdriver	Recomm. torque	Protection
9,5 mm *.374 "*	4 mm *.157 "*	0,4- 0,6 Nm *3.5-5.3 lb.in*	IP 10 (1)

Notes

The use of some accessories may decrease the block's voltage rating. For more information, consult us.

M 4/6.G

Spacing 6 mm + 0,05 *(.238")*

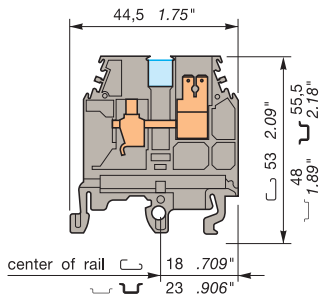

6 mm block with partition. Outputs : Screw clamp to vertical quick-connect tabs.

Colour	Type	Part numbers
Grey	**M 4/6.G**	1SNA **115 190** R16**00**

Accessories

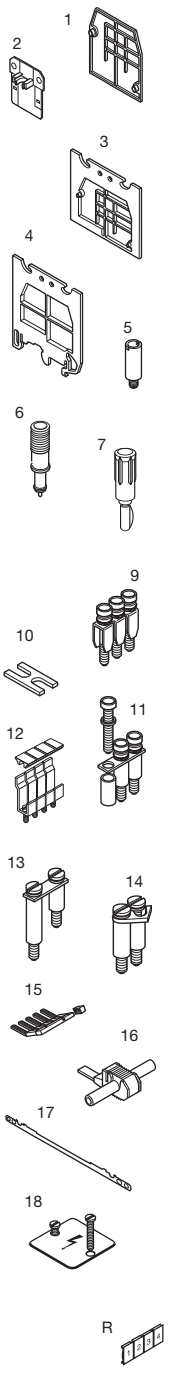

			Type		Part numbers
1	End section	grey	FEM6G	th. 2,5 mm	1SNA **113 027** R07**00**
		blue			
2	Circuit separator	grey	SCM6		1SNA **113 003** R10**00**
3	Separator end section (block)	grey	SCF6G	th. 3 mm	1SNA **113 075** R17**00**
4	Separator end section (rail)	grey	SCFM6	th. 3 mm	1SNA **114 825** R05**00**
5	Test socket		AL2	DIA. 2 mm	1SNA **163 043** R21**00**
			AL3	DIA. 3 mm	1SNA **163 261** R00**00**
6	Test device		DCJ	yellow	1SNA **173 059** R03**00**
7	Test plug		FC2	DIA. 2 mm	1SNA **007 865** R26**00**
9	Assembled	32 A	BJMI6	2 poles	1SNA **176 663** R00**00**
	jumper bar	32 A	BJMI6	3 poles	1SNA **176 664** R01**00**
	(with IP 20 protection)	32 A	BJMI6	4 poles	1SNA **176 665** R02**00**
		32 A	BJMI6	5 poles	1SNA **176 666** R03**00**
		32 A	BJMI6	10 poles	1SNA **176 667** R04**00**
10	Connector plate	35 A	EL6 (2)		1SNA **173 627** R21**00**
11	Jumper bar not assembled	32 A	BJS6 (2)	20 poles	1SNA **174 784** R20**00**
	Post + screw + washer IP20		EV6I		1SNA **206 394** R02**00**
12	Alternated jumper bar	35 A	BJA6 (2)		1SNA **116 541** R12**00**
13	Universal jumper bar	50 A	BJDP1 (1)	spacing 6 <-> spacing 16	1SNA **179 623** R03**00**
		70 A	BJDP3 (1)	spacing 6 <-> spacing 12	1SNA **179 625** R05**00**
		50 A	BJDP4 (1)	spacing 6 <-> spacing 8 and 10	1SNA **174 781** R25**00**
14	Pivoting jumper bar	35 A	BJP6		1SNA **174 413** R14**00**
15	Comb-type jumper bar	35 A	PC6	10 poles	1SNA **113 548** R26**00**
	Insulating tip		EIP		1SNA **113 550** R24**00**
16	IDC jumper	24 A	AD2,5		1SNA **114 205** R20**00**
17	Shield connector		CBM5	th. 0,5	1SNA **178 745** R14**00**
			CBM8	th. 0,8	1SNA **178 746** R15**00**
18	Protection label		EP6	4 blocks	1SNA **163 427** R17**00**
	Screw for protection label		VSP6		1SNA **163 433** R15**00**
R	See section on markers marking method		RC65 - RC610	RCT610	

Note : (1) Ratings given for insulated quick-connect tabs.
(2) Use of these accessories requires the user to cut out the partition.

Quick-connect terminal blocks

Screw clamp to quick-connect

DIN 1 - 3

M 4/6.3G

Spacing 6 mm + 0,05 (.238")

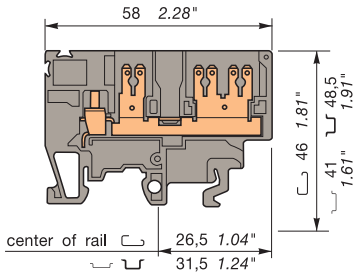

6 mm block with partition
- 1 output : screw clamp.
- 1 vertical quick-connect tab 6,3 x 0,8 mm or 2,8 x 0,8 mm.
- 2 vertical quick-connect tabs 6,3 x 0,8 mm or 2,8 x 0,8 mm.

Colour	Type	Part numbers
Grey	**M 4/6.3G**	1SNA **115 279** R**02**00
With test socket DIA. 2 mm :		
Grey	**M 4/6.3G**	1SNA **115 601** R**26**00

M 4/6,5.3G

Spacing 6,5 mm + 0,1 (.260")

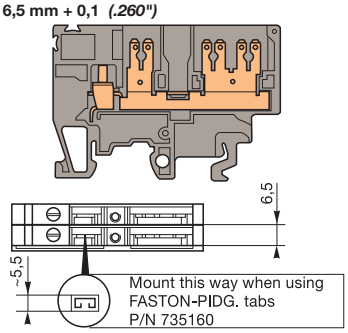

6,5 mm block with partition
- 1 output : screw clamp.
- 1 vertical quick-connect tab 6,3 x 0,8 mm or 2,8 x 0,8 mm.
- 2 vertical quick-connect tabs 6,3 x 0,8 mm or 2,8 x 0,8 mm.

Colour	Type	Part numbers
Grey	**M 4/6,5.3G**	1SNA **115 281** R**15**00

End stop	th. 9 mm	**BADL**	1SNA **399 903** R**02**00
End stop	th. 10 mm	**BAM2**	1SNA **206 351** R**16**00
End stop	th. 10 mm	**BAR**	1SNA **164 338** R**06**00
Rail	35 x 7,5 x 1	**PR3.Z2**	1SNA **174 300** R**17**00
Rail	35 x 15 x 2,3	**PR4**	1SNA **168 500** R**12**00
Rail	35 x 15 x 1,5	**PR5**	1SNA **168 700** R**22**00
Rail	32 x 15 x 1,5	**PR1.Z2**	1SNA **163 050** R**04**00

Other end stops, rails and accessories : see section on accessories.

Notes

The use of some accessories may decrease the block's voltage rating. For more information, consult us.

Characteristics

Wire size		NFC DIN	UL	CSA
Screw clamp	Rigid	0,2-4 mm²		20-12 AWG
	Flexible	0,22-4 mm²		20-12 AWG
Quick-connect		2,8 x 0,8 mm series 110 - 1,5 mm² maxi. 6,3 x 0,8 mm series 250 - 2,5 mm² maxi.		
Voltage				
Rated		500 V (1)		300 V
Impulse withstand		6 kV		
Pollution degree		3		
Current				
Rated		25 A		25 A
Wire size				
Rated / Gauge		4 mm²		12 AWG

Wire stripping length	Recomm. screwdriver	Recomm. torque	Protection
9,5 mm	4 mm	0,5-0,8 Nm	IP 10 (1)
.37"	.16"	4.4-7.1 lb.in	

Characteristics

Wire size		NFC DIN	UL	CSA
Screw clamp	Rigid	0,2-4 mm²		20-12 AWG
	Flexible	0,22-4 mm²		20-12 AWG
Quick-connect		2,8 x 0,8 mm series 110 - 1,5 mm² maxi. 6,3 x 0,8 mm series 250 - 2,5 mm² maxi.		
Voltage				
Rated		500 V (1)		300 V
Impulse withstand		6 kV		
Pollution degree		3		
Current				
Rated		25 A		25 A
Wire size				
Rated / Gauge		4 mm²		12 AWG

Wire stripping length	Recomm. screwdriver	Recomm. torque	Protection
9,5 mm	4 mm	0,5-0,8 Nm	IP 10 (1)
.37"	.16"	4.4-7.1 lb.in	

Accessories

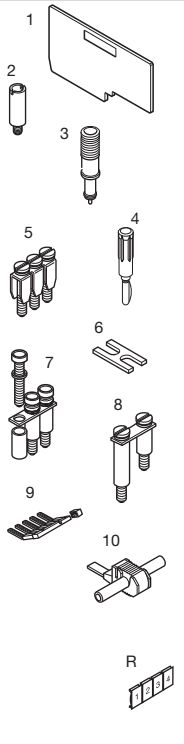

			Type		Part numbers	Type		Part numbers
1	End section	grey	FEMG	th. 1,5 mm	1SNA **114 144** R**12**00	FEMG	th. 1,5 mm	1SNA **114 144** R**12**00
2	Test socket		AL2	DIA. 2 mm	1SNA **163 043** R**21**00	AL2	DIA. 2 mm	1SNA **163 043** R**21**00
			AL3	DIA. 3 mm	1SNA **163 261** R**00**00	AL3	DIA. 3 mm	1SNA **163 261** R**00**00
3	Test device		DCJ	yellow	1SNA **173 059** R**03**00	DCJ	yellow	1SNA **173 059** R**03**00
4	Test plug		FC2 (3)		1SNA **007 865** R**26**00	FC2 (3)		1SNA **007 865** R**26**00
5	Assembled	32 A	BJM6 (2) (4)	2 poles	1SNA **168 516** R**25**00	BJM65 (2)	2 poles	1SNA **174 764** R**03**00
	jumper bar	32 A	BJM6 (2) (4)	3 poles	1SNA **168 517** R**26**00	BJM65 (2)	3 poles	1SNA **174 765** R**04**00
	(without IP 20 protection)	32 A	BJM6 (2) (4)	4 poles	1SNA **168 518** R**07**00	BJM65 (2)	4 poles	1SNA **174 766** R**05**00
		32 A	BJM6 (2) (4)	5 poles	1SNA **168 519** R**00**00	BJM65 (2)	5 poles	1SNA **174 767** R**06**00
		32 A	BJM6 (2) (4)	10 poles	1SNA **168 973** R**07**00	BJM65 (2)	10 poles	1SNA **174 768** R**17**00
						BJM65 (2)	25 poles	1SNA **174 769** R**10**00
6	Connector plate	35 A	EL6 (2)		1SNA **173 627** R**21**00			
7	Jumper bar not assembled	32 A	BJS6 (2) (5)	20 poles	1SNA **174 784** R**20**00			
	Post + screw + washer IP 20		EV6I		1SNA **206 394** R**02**00			
8	Universal jumper bar		BJDP(2)		(see access.)	BJDP(2)		(see access.)
9	Comb-type jumper bar	35 A	PC6 (5)	10 poles	1SNA **113 548** R**26**00	PC6 (5)	10 poles	1SNA **113 548** R**26**00
10	IDC jumper	24 A	AD2,5		1SNA **114 205** R**20**00	AD2,5		1SNA **114 205** R**20**00
R	See section on markers marking method							

RC65 RC65

Note : (1) Ratings given for clips fully protected by heat-shrinkable sleeving. (2) Use of these accessories requires the user to cut out the partition. (3) To be used with AL2 and DCJ. (4) BJMI6 (with IP20 protection), see section accessories. (5) For other numbers of poles, see section accessories.

Quick-connect terminal blocks

Screw clamp to horizontal quick-connect

DIN 1 - DIN 3

End stop		th. 9 mm	**BADL**	1SNA **399 903** R02**00**
End stop		th. 10 mm	**BAM2**	1SNA **206 351** R16**00**
End stop		th. 10 mm	**BAR**	1SNA **164 338** R06**00**
Rail		35 x 7,5 x 1	**PR3.Z2**	1SNA **174 300** R17**00**
Rail		35 x 15 x 2,3	**PR4**	1SNA **168 500** R12**00**
Rail		35 x 15 x 1,5	**PR5**	1SNA **168 700** R22**00**
Rail		32 x 15 x 1,5	**PR1.Z2**	1SNA **163 050** R04**00**

Other end stops, rails and accessories : see section on accessories.

Characteristics

Wire size

		NFC DIN	UL	CSA
Screw clamp	Rigid	0,5-4 mm²	22-10 AWG	24-12 AWG
	Flexible	0,5-4 mm²	22-10 AWG	24-12 AWG
Quick-connect		2,8 x 0,8 mm	series 110	- 1,5 mm² max.
		6,3 x 0,8 mm	series 250	- 2,5 mm² max.
Voltage				
Rated		630 V	600 V	300 V
Impulse withstand		8 kV		
Pollution degree				
Current				
Rated		25 A	20 A	25 A
Wire size				
Rated / Gauge		4 mm²	10 AWG	12 AWG

Wire strip. length	Recomm. Screwdriver	Recomm. torque	Protection
9,5 mm *.374 "*	4 mm *.157 "*	0,4- 0,6 Nm *3.5-5.3 lb.in*	IP 10 (1)

Notes

The use of some accessories may decrease the block's voltage rating. For more information, consult us.

M 4/6.2G

Spacing 6 mm + 0,05 *(.238")*

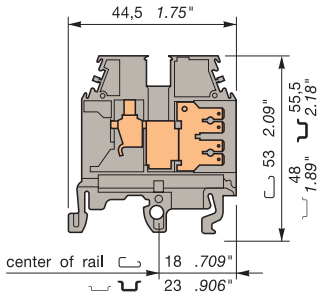

6 mm block with partition.
Outputs : Screw clamp to horizontal quick connect tabs.

Colour		Type	Part numbers
Grey		**M 4/6.2G**	1SNA **115 189** R11**00**
Blue		**M 4/6.2G.N**	1SNA **125 189** R13**00**
Beige		**M 4/6.2G**	1SNA **195 189** R12**00**

Accessories

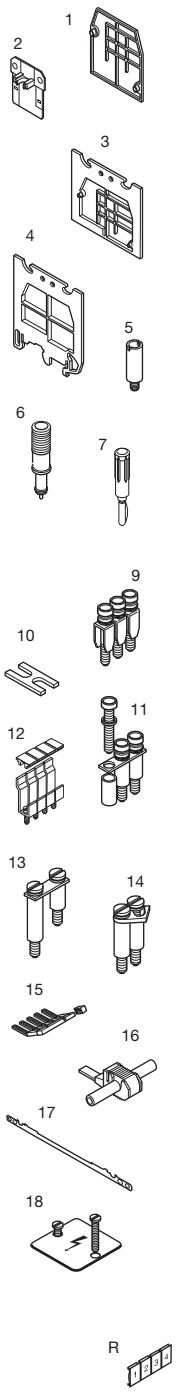

			Type		Part numbers
1	End section	grey	FEM6G	th. 2,5 mm	1SNA **113 027** R07**00**
		blue	FEM6G	th. 2,5 mm	1SNA **123 027** R01**00**
		beige	FEM6G	th. 2,5 mm	1SNA **193 027** R00**00**
2	Circuit separator	grey	SCM6		1SNA **113 003** R10**00**
3	Separator end section (block)	grey	SCF6G	th. 3 mm	1SNA **113 075** R17**00**
4	Separator end section (rail)	grey	SCFM6	th. 3 mm	1SNA **114 825** R05**00**
5	Test socket		AL2	DIA. 2 mm	1SNA **163 043** R21**00**
			AL3	DIA. 3 mm	1SNA **163 261** R00**00**
6	Test device		DCJ	yellow	1SNA **173 059** R03**00**
7	Test plug		FC2	DIA. 2 mm	1SNA **007 865** R26**00**
9	Assembled jumper bar (with IP 20 protection)	32 A	BJMI6	2 poles	1SNA **176 663** R00**00**
		32 A	BJMI6	3 poles	1SNA **176 664** R01**00**
		32 A	BJMI6	4 poles	1SNA **176 665** R02**00**
		32 A	BJMI6	5 poles	1SNA **176 666** R03**00**
		32 A	BJMI6	10 poles	1SNA **176 667** R04**00**
10	Connector plate	35 A	EL6 (2)		1SNA **173 627** R21**00**
11	Jumper bar not assembled Post + screw + washer IP20	32 A	BJS6 (2)	20 poles	1SNA **174 784** R20**00**
			EV6I		1SNA **206 394** R02**00**
12	Alternated jumper bar	35 A	BJA6 (2)		1SNA **116 541** R12**00**
13	Universal jumper bar	50 A	BJDP1 (1)	spacing 6 <-> spacing 16	1SNA **179 623** R03**00**
		70 A	BJDP3 (1)	spacing 6 <-> spacing 12	1SNA **179 625** R05**00**
		50 A	BJDP4 (1)	spacing 6 <-> spacing 8 and 10	1SNA **174 781** R25**00**
14	Pivoting jumper bar	35 A	BJP6		1SNA **174 413** R14**00**
15	Comb-type jumper bar Insulating tip	35 A	PC6	10 poles	1SNA **113 548** R26**00**
			EIP		1SNA **113 550** R24**00**
16	IDC jumper	24 A	AD2,5		1SNA **114 205** R20**00**
17	Shield connector		CBM5	th. 0,5	1SNA **178 745** R14**00**
			CBM8	th. 0,8	1SNA **178 746** R15**00**
18	Protection label		EP6	4 blocks	1SNA **163 427** R17**00**
	Screw for protection label		VSP6		1SNA **163 433** R15**00**
R	See section on markers marking method		RC65 - RC610	RCT610	

Note : (1) Ratings given for insulated quick-connect tabs. (2) Use of these accessories requires the user to cut out the partition.

M 4/6.2G.1	M 4/6.2G.4				
Spacing 6 mm + 0,05 *(.238")*	**Spacing 6 mm + 0,05 *(.238")***				
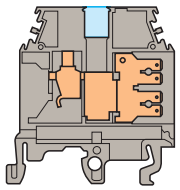	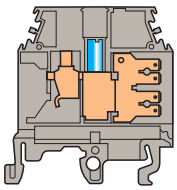				
Grey ☐ 1SNA **115 266** R**25**00	Grey ☐ 1SNA **115 362** R**25**00				
M 4/6.2G with partition.	*M 4/6.2G.1 equipped with a test socket DIA. 4 mm/.16" for 6,3 x 0,8 mm quick-connect tabs only.*				
Part numbers	**Part numbers**				**Various applications**
1SNA **113 027** R**07**00	1SNA **113 027** R**07**00				
1SNA **123 027** R**01**00	1SNA **123 027** R**01**00				
1SNA **193 027** R**00**00	1SNA **193 027** R**00**00				
1SNA **113 075** R**17**00	1SNA **113 075** R**17**00				
1SNA **114 825** R**05**00	1SNA **114 825** R**05**00				
1SNA **163 043** R**21**00					
1SNA **163 261** R**00**00	1SNA **007 865** R**26**00				
1SNA **173 059** R**03**00					
1SNA **007 865** R**26**00					
1SNA **176 663** R**00**00					
1SNA **176 664** R**01**00					
1SNA **176 665** R**02**00					
1SNA **176 666** R**03**00					
1SNA **176 667** R**04**00					
(2) 1SNA **173 627** R**21**00					
(2) 1SNA **174 784** R**20**00					
1SNA **206 394** R**02**00					
(2) 1SNA **116 541** R**12**00					
(2) 1SNA **179 623** R**03**00					
(2) 1SNA **179 625** R**05**00					
(2) 1SNA **174 781** R**25**00					
1SNA **174 413** R**14**00					
1SNA **113 548** R**26**00	1SNA **113 548** R**26**00				
1SNA **113 550** R**24**00	1SNA **113 550** R**24**00				
1SNA **114 205** R**20**00	1SNA **114 205** R**20**00				
1SNA **178 745** R**14**00	1SNA **178 745** R**14**00				
1SNA **178 746** R**15**00	1SNA **178 746** R**15**00				
1SNA **163 427** R**17**00					
1SNA **163 433** R**15**00					
RC65 - RC610	RC65 - RC610				

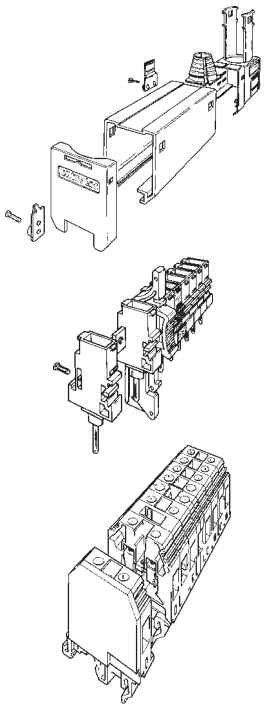

The terminal blocks M 4/6.2G.C are equipped with a test socket DIA. 2,5 mm/.10" for connector described in the section "connectors".

Note : (1) Ratings given for insulated quick-connect.
(2) Use of these accessories requires the user to cut out the partition.
(3) A circuit separator **SC** may be required with the use of these accessories.

Double deck terminal block

Screw clamp to horizontal quick-connect

DIN 1 - 3

MS 4/6.D2.2G

Spacing 6 mm -0,1 (.236")

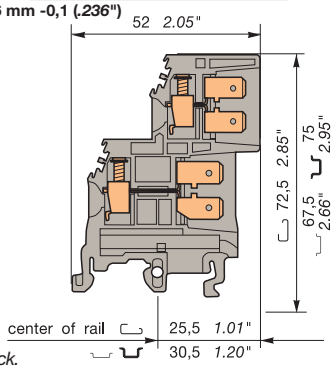

6 mm block.
Outputs : Screw clamp to horizontal quick-connect tabs 6,3 x 0,8 mm.

Colour	Type	Part numbers
Gris	**MS 4/6.D2.2G**	1SNA **115 312** R**1300**

End stop	th. 12 mm	**BADH**	1SNA **116 900** R**2700**
End stop	th. 9,1 mm	**BAMH**	1SNA **114 836** R**0000**
End stop	th. 9,1 mm	**BAMH**	1SNA **194 836** R**0100**
Rail	35 x 7,5 x 1	**PR3.Z2**	1SNA **174 300** R**1700**
Rail	35 x 15 x 2,3	**PR4**	1SNA **168 500** R**1200**
Rail	35 x 15 x 1,5	**PR5**	1SNA **168 700** R**2200**
Rail	32 x 15 x 1,5	**PR1.Z2**	1SNA **163 050** R**0400**

Other end stops, rails and accessories : see section on accessories.

Notes

The use of some accessories may decrease the block's voltage rating. For more information, consult us.

Characteristics

Wire size		NFC DIN	UL	CSA
Screw clamp	Rigid	0,2-4 mm²		22-12 AWG
	Flexible	0,22-4 mm²		22-12 AWG
Quick-connect		6,3 x 0,8 mm series 250 - 2,5 mm² maxi.		

Voltage			
Rated	500V (1)		300 V
Impulse withstand	8 kV		
Pollution degree			

Current			
Rated	26 A		25 A

Wire size			
Rated / Gauge	2,5 mm²		12 AWG

Wire stripping length	Recomm. screwdriver	Recomm. torque	Protection
9 mm	4 mm	0,5-0,8 Nm	IP 10 (1)
.35"	*.16"*	*4.4-7.1 lb.in*	

Characteristics

Wire size		NFC DIN	UL	CSA
Screw clamp	Rigid			
	Flexible			
Quick-connect				

Voltage			
Rated			
Impulse withstand			
Pollution degree			

Current			
Rated			

Wire size			
Rated / Gauge			

Wire stripping length	Recomm. screwdriver	Recomm. torque	Protection

Accessories

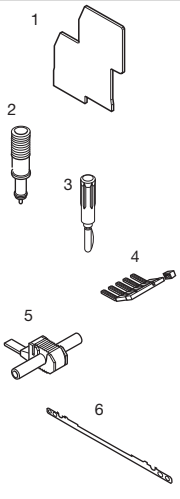

			Type		Part numbers
1	End section	grey	FEM62D	th. 1 mm	1SNA **114 429** R**1000**
2	Test device		DCG		1SNA **163 218** R**0500**
3	Test plug		FC2 (2)		1SNA **007 865** R**2600**
4	Comb-type jumper bar	35 A	PC61	10 poles	1SNA **163 311** R**2200**
5	IDC jumper	24 A	AD2,5		1SNA **114 205** R**2000**
6	Shield connector		CBM8		1SNA **178 746** R**1500**

R See section on markers marking method

RC65 - RC610

Note : (1) Ratings given for clips fully protected by heat-shrinkable sleeving. (2) To be used with DCG only.

Quick-connect terminal blocks

Quick-connect to quick-connect

DIN 1 - 3

End stop		th. 9 mm	**BADL**	1SNA **399 903** R0200
End stop		th. 10 mm	**BAM2**	1SNA **206 351** R1600
End stop		th. 10 mm	**BAR**	1SNA **164 338** R0600
Rail		35 x 7,5 x 1	**PR3.Z2**	1SNA **174 300** R1700
Rail		35 x 15 x 2,3	**PR4**	1SNA **168 500** R1200
Rail		35 x 15 x 1,5	**PR5**	1SNA **168 700** R2200
Rail		32 x 15 x 1,5	**PR1.Z2**	1SNA **163 050** R0400

Other end stops, rails and accessories : see section on accessories.

Notes

The use of some accessories may decrease the block's voltage rating. For more information, consult us.

M 2,5/6.4G.1

Spacing 6 mm + 0,05 (.238")

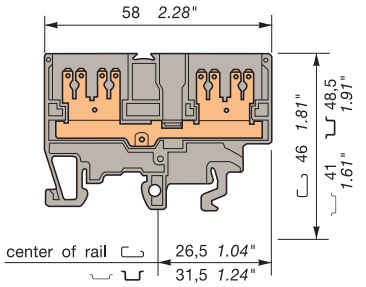

6 mm block with partition - Outputs : vertical quick-connect tabs to vertical quick-connect tabs 6,3 x 0,8 mm or 2,8 x 0,8 mm.

Coulour	Type	Part numbers
Grey	**M 2,5/6.4G.1**	1SNA **115 280** R2000

Characteristics

Wire size	IEC NFC	IEC DIN	UL	CSA
Screw clamp Rigid				
Screw clamp Flexible				
Quick-connect	2,8 x 0,8 mm	series 110	- 1,5 mm² maxi.	
	6,3 x 0,8 mm	series 250	- 2,5 mm² maxi.	
Voltage				
Rated	630 V		600 V	300 V
Impulse withstand	6 kV		600 V	300 V
Pollution degree	3			
Current				
Rated	35 A		25 A	25 A
Wire size				
Rated / Gauge	2,5 mm²		10 AWG	12 AWG

Wire stripping length	Recomm. screwdriver	Recomm. torque	Protection
			IP 10 (1)

M 2,5/6,5.4G.1

Spacing 6,5 mm + 0,1 (.260")

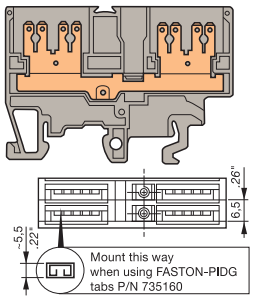

6,5 mm block with partition - Outputs : vertical quick-connect tabs to vertical quick-connect tabs 6,3 x 0,8 mm or 2,8 x 0,8 mm.

Coulour	Type	Part numbers
Grey	**M 2,5/6,5.4G.1**	1SNA **115 282** R1600

Characteristics

Wire size	IEC NFC	IEC DIN	UL	CSA
Screw clamp Rigid				
Screw clamp Flexible				
Quick-connect	2,8 x 0,8 mm	series 110	- 1,5 mm² maxi.	
	6,3 x 0,8 mm	series 250	- 2,5 mm² maxi.	
Voltage				
Rated	630 V		600 V	300 V
Impulse withstand	6 kV		600 V	300 V
Pollution degree	3			
Current				
Rated	35 A		25 A	25 A
Wire size				
Rated / Gauge	2,5 mm²		10 AWG	12 AWG

Wire stripping length	Recomm. screwdriver	Recomm. torque	Protection
			IP 10 (1)

Accessories

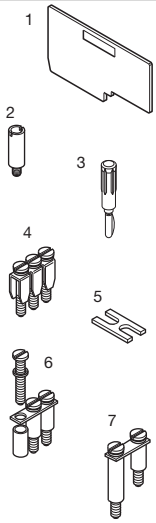

			Type		Part numbers	Type		Part numbers
1	End section	grey	FEMG	th. 1,5 mm	1SNA **114 144** R1200	FEMG	th. 1,5 mm	1SNA **114 144** R1200
		beige						
2	Test socket		AL2	DIA. 2 mm	1SNA **163 043** R2100	AL2	DIA. 2 mm	1SNA **163 043** R2100
			AL3	DIA. 3 mm	1SNA **163 261** R0000	AL3	DIA. 3 mm	1SNA **163 261** R0000
3	Test plug		FC2	DIA. 2 mm	1SNA **007 865** R2600	FC2	DIA. 2 mm	1SNA **007 865** R2600
4	Assembled	32 A	BJM6 (2) (3)	2 poles	1SNA **168 516** R2500	BJM65 (2)	2 poles	1SNA **174 764** R0300
	jumper bar	32 A	BJM6 (2) (3)	3 poles	1SNA **168 517** R2600	BJM65 (2)	3 poles	1SNA **174 765** R0400
	(without IP 20 protection)	32 A	BJM6 (2) (3)	4 poles	1SNA **168 518** R0700	BJM65 (2)	4 poles	1SNA **174 766** R0500
		32 A	BJM6 (2) (3)	5 poles	1SNA **168 519** R0000	BJM65 (2)	5 poles	1SNA **174 767** R0600
		32 A	BJM6 (2) (3)	10 poles	1SNA **168 973** R0700	BJM65 (2)	10 poles	1SNA **174 768** R1700
5	Connector plate	35 A	EL6 (2)		1SNA **173 627** R2100			
6	Jumper bar not assembled	32 A	BJS6 (2) (4)	20 poles	1SNA **174 784** R2000			
7	Universal jumper bar	50 A	BJDP4		1SNA **174 781** R2500	BJDP4		1SNA **174 781** R2500
R	See section on markers marking method							

RC65 RC65

Note : (1) Ratings given for clips fully protected by heat-shrinkable sleeving. (2) Use of these accessories requires the user to cut out the partition. (3) BJMI6 (with IP20 protection), see section accessories. (4) For other numbers of poles, see section accessories.

Quick-connect terminal blocks

Quick-connect to quick-connect

DIN 1 - DIN 3

End stop		th. 9 mm	**BADL**	1SNA **399 903** R02**00**
End stop		th. 10 mm	**BAM2**	1SNA **206 351** R16**00**
End stop		th. 10 mm	**BAR**	1SNA **164 338** R06**00**
Rail		35 x 7,5 x 1	**PR3.Z2**	1SNA **174 300** R17**00**
Rail		35 x 15 x 2,3	**PR4**	1SNA **168 500** R12**00**
Rail		35 x 15 x 1,5	**PR5**	1SNA **168 700** R22**00**
Rail		32 x 15 x 1,5	**PR1.Z2**	1SNA **163 050** R04**00**

Other end stops, rails and accessories : see section on accessories.

Characteristics

Wire size

		IEC NFC DIN	UL	CSA
Screw clamp	Rigid			
	Flexible			
Quick-connect		2,8 x 0,8 mm 6,3 x 0,8 mm	series 110 series 250	- 1,5 mm² max. - 2,5 mm² max.
Voltage				
Rated		630 V	600 V	300 V
Impulse withstand		6 kV		
Pollution degree		3		
Current				
Rated		20 A	25 A	20 A
Wire size				
Rated / Gauge		2,5 mm²	10 AWG	12 AWG

Wire strip. length	Recomm. Screwdriver	Recomm. torque	Protection
			IP 10 (1)

Notes

The use of some accessories may decrease the block's voltage rating. For more information, consult us.

M 2,5/6.2G.2G

Spacing 6 mm + 0,05 *(.238")*

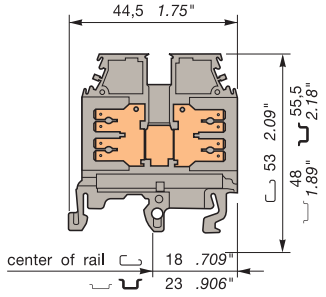

Standard 6 mm block - Outputs : horizontal quick-connect tabs to horizontal quick-connect tabs.

Colour		Type	Part numbers
Grey		**M 2,5/6.2G.2G**	1SNA **115 191** R03**00**
Beige		**M 2,5/6.2G.2G**	1SNA **195 191** R04**00**

Accessories

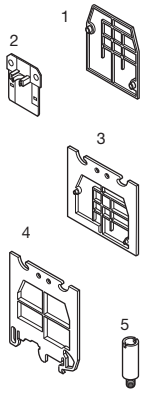

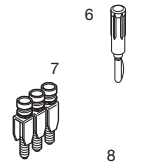

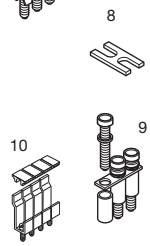

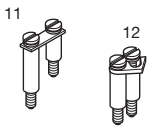

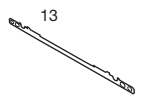

			Type		Part numbers
1	End section	grey	FEM6G	th. 2,5 mm	1SNA **113 027** R07**00**
		beige	FEM6G	th. 2,5 mm	1SNA **193 027** R00**00**
2	Circuit separator	grey	SCM6		1SNA **113 003** R10**00**
		beige	SCM6		1SNA **193 003** R11**00**
3	Separator end section (block)	grey	SCF6G	th. 3 mm	1SNA **113 075** R17**00**
			SCF6G	th. 3 mm	1SNA **193 075** R10**00**
4	Separator end section (rail)	grey	SCFM6	th. 3 mm	1SNA **114 825** R05**00**
			SCFEX1	th. 2,4 mm	1SNA **103 619** R04**00**
			SCFEX3	th. 2,4 mm	1SNA **103 620** R01**00**
5	Test socket		AL2 (2)	DIA. 2 mm	1SNA **163 043** R21**00**
			AL3 (2)	DIA. 3 mm	1SNA **163 261** R00**00**
6	Test plug		FC2	DIA. 2 mm	1SNA **007 865** R26**00**
7	Assembled	32 A	BJMI6 (2)	2 poles	1SNA **176 663** R00**00**
	jumper bar	32 A	BJMI6 (2)	3 poles	1SNA **176 664** R01**00**
	(with IP 20 protection)	32 A	BJMI6 (2)	4 poles	1SNA **176 665** R02**00**
		32 A	BJMI6 (2)	5 poles	1SNA **176 666** R03**00**
		32 A	BJMI6 (2)	10 poles	1SNA **176 667** R04**00**
8	Connector plate	35 A	EL6		1SNA **173 627** R21**00**
9	Jumper bar not assembled	32 A	BJS6 (2) (3)	20 poles	1SNA **174 784** R20**00**
	Post + screw + washer IP20		EV6I		1SNA **206 394** R02**00**
10	Alternated jumper bar	35 A	BJA6 (2)	10 poles	1SNA **116 541** R12**00**
11	Universal jumper bar	50 A	BJDP1 (2)	th. 6 to 16 mm	1SNA **179 623** R03**00**
		70 A	BJDP3 (2)	th. 6 to 12 mm	1SNA **179 625** R05**00**
		50 A	BJDP4 (2)	th. 6 to 10 mm	1SNA **174 781** R25**00**
12	Pivoting jumper bar	35 A	BJP6		1SNA **174 413** R14**00**
13	Shield connector		CBM5	th. 0,5 mm	1SNA **178 745** R14**00**
			CBM8	th. 0,8 mm	1SNA **178 746** R15**00**
R	See section on markers marking method		RC65 - RC610 RCT610		

Note : (1) Ratings given for insulated quick-connect tabs. (2) A circuit separator **SC** may be required with the use of these accessories. (3) For other numbers of poles, see accessories.

M 2,5/6.2G.2G.1

Spacing 6 mm + 0,05 *(.238")*

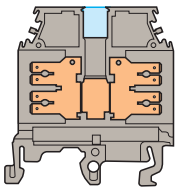

Grey ☐ 1SNA **115 267** R**26**00

M 2,5/6.2G.2G with partition.

M 2,5/6.2G.2G.4

Spacing 6 mm + 0,05 *(.238")*

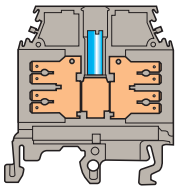

Grey ☐ 1SNA **115 363** R**26**00

M 2,5/6.2G.2G.1 equipped with a test socket DIA. 4 mm/.16".

Part numbers	Part numbers
1SNA **113 027** R**07**00	1SNA **113 027** R**07**00
1SNA **113 075** R**17**00	1SNA **113 075** R**17**00
1SNA **114 825** R**05**00	1SNA **114 825** R**05**00
1SNA **103 619** R**04**00	1SNA **103 619** R**04**00
1SNA **103 620** R**01**00	1SNA **103 620** R**01**00
1SNA **163 043** R**21**00	
1SNA **163 261** R**00**00	
1SNA **007 865** R**26**00	
(2) 1SNA **176 663** R**00**00	
(2) 1SNA **176 664** R**01**00	
(2) 1SNA **176 665** R**02**00	
(2) 1SNA **176 666** R**03**00	
(2) 1SNA **176 667** R**04**00	
(2) 1SNA **173 627** R**21**00	
(2) (3) 1SNA **174 784** R**20**00	
1SNA **206 394** R**02**00	
(2) 1SNA **116 541** R**12**00	
(2) 1SNA **179 623** R**03**00	
(2) 1SNA **179 625** R**05**00	
(2) 1SNA **174 781** R**25**00	
1SNA **174 413** R**14**00	
1SNA **178 745** R**14**00	1SNA **178 745** R**14**00
1SNA **178 746** R**15**00	1SNA **178 746** R**15**00

RC65 - RC610 | RC65 - RC610

Various applications

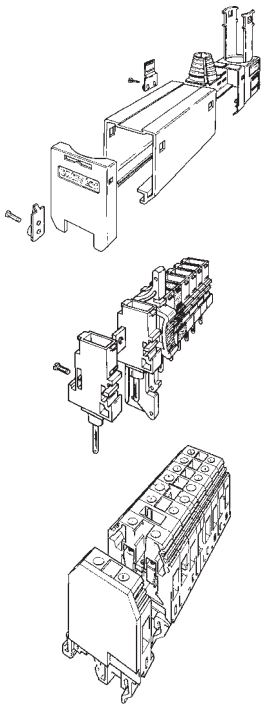

The terminal blocks M 2,5/6.2G.2G.C are equipped with a test socket DIA. 2,5 mm/.10" for connector described in the section "connectors".

Note : (1) Ratings given for insulated quick-connect.
(2) Use of these accessories requires the user to cut out the partition.
(3) A circuit separator **SC** may be required with the use of these accessories.
(4) For other numbers of poles see accessories.

Wire lug terminal blocks

DIN 1 - DIN 3

End stop		th. 9 mm	**BADL**	1SNA **399 903** R02**00**
End stop		th. 10 mm	**BAM2**	1SNA **206 351** R16**00**
End stop		th. 10 mm	**BAR**	1SNA **164 338** R06**00**
Rail		35 x 7,5 x 1	**PR3.Z2**	1SNA **174 300** R17**00**
Rail		35 x 15 x 2,3	**PR4**	1SNA **168 500** R12**00**
Rail		35 x 15 x 1,5	**PR5**	1SNA **168 700** R22**00**
Rail		32 x 15 x 1,5	**PR1.Z2**	1SNA **163 050** R04**00**

Other end stops, rails and accessories : see section on accessories.

Notes

The use of some accessories may decrease the block's voltage rating. For more information, consult us..

M 6/9.EE

Spacing 9,5 mm - 0,1 *(.374")*

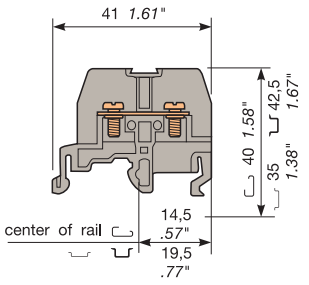

Strap Screw terminal block
9,5 mm block for lugs - connection with screw

Colour	Type	Part numbers
Grey body - with nuts		
□	**M 6/9.EE**	1SNA **115 201** R25**00**
Grey body - without nuts		
□	**M 6/9.EE**	1SNA **115 296** R14**00**

Characteristics

Wire size	NFC DIN	UL	CSA
	2 screws CL 6-32 NC - 2A DIA. 3,5 mm *(.138")* for lugs max. width 8,5 mm *(.334")*		
Lugs	0,5-6 mm²	22-8 AWG	8 AWG
Voltage			
Rated	750 VGr.C	600 V	600 V
Impulse withstand			
Pollution degree			
Current			
Rated	46 A	40 A	40 A
Wire size			
Rated	6 mm²	8 AWG	8 AWG

Wire stripping length	Recomm. screwdriver	Recomm. torque	Protection
	6,35 mm	0,8-1 Nm	
	1/4"	*7.1-8.9 lb.in*	

M 6/12.FF...

Spacing 12,5 mm *(.492")*

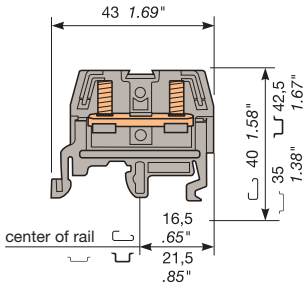

High Vibration terminal block
12,5 mm block for lugs - stud connection

Colour	Type	Part numbers
Grey body - without nuts		
□	**M 6/12.FF**	1SNA **115 511** R03**00**
Grey body - with nuts		
□	**M 6/12.FF**	1SNA **400 753** R10**00**

Characteristics

Wire size	NFC DIN	UL	CSA
	2 studs 8-32 UNC - 2A (DIA. 4,16 mm) height 9 mm *(.354")* for lugs max. width 9,5 mm *(.374")*		
Lugs	6 mm² max.	8 AWG	18-10 AWG
Voltage			
Rated	750 VGr.C	600 V	600 V
Impulse withstand			
Pollution degree			
Current			
Rated	46 A	40 A	25 A
Wire size			
Rated	6 mm²	8 AWG	10 AWG

Wire stripping length	Recomm. screwdriver	Recomm. torque	Protection
		1,8 Nm	
		15,65 lb.in	

Accessories

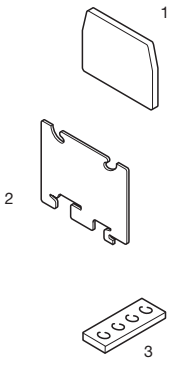

			Type		Part numbers
1	End section	grey	FEM9	th. 3 mm	1SNA **113 067** R17**00**
		white			
2	End section (rail)		SCF9 (2)		1SNA **103 672** R01**00**
3	Jumper bar not assembled	41 A	BJS9,5 (1)	2 poles	1SNA **173 815** R16**00**
		41 A	BJS9,5 (1)	3 poles	1SNA **173 816** R17**00**
		41 A	BJS9,5 (1)	4 poles	1SNA **173 817** R10**00**
		41 A	BJS9,5 (1)	5 poles	1SNA **173 818** R21**00**
		41 A	BJS9,5 (1)	10 poles	1SNA **173 819** R22**00**
	Circuit separator	white			
R	See section on markers marking method		RTM7 blank marker (52 blocks) RCT610 - RCT810		1SNA **168 410** R07**00**

Type		Part numbers
FEM12F	th. 3 mm	1SNA **116 713** R16**00**
FEM12F	th. 3 mm	1SNA **114 023** R04**00**
SCF9 (2)		1SNA **103 672** R01**00**
BJS12,5 (1)	2 poles	1SNA **174 393** R20**00**
BJS12,5 (1)	3 poles	1SNA **174 394** R21**00**
BJS12,5 (1)	5 poles	1SNA **174 395** R22**00**
BJS12,5 (1)	10 poles	1SNA **174 396** R23**00**
Nut only		1SNA **175 263** R06**00**
SCF9 39.6 mm (height) x 50 mm (width)	th. 1 mm	1SNA **103 672** R01**00**
RTM7 blank marker (40 blocks) RCT610 - RCT810		1SNA **168 410** R07**00**

Note : (1) Use of these accessories requires the user to cut out the partition.
(2) Use an end section on the previous block.

Wire lug terminal blocks

DIN 1 - DIN 3

End stop		th. 9 mm	**BADL**	1SNA **399 903** R02**00**
End stop		th. 10 mm	**BAM2**	1SNA **206 351** R16**00**
End stop		th. 10 mm	**BAR**	1SNA **164 338** R06**00**
Rail		35 x 7,5 x 1	**PR3.Z2**	1SNA **174 300** R17**00**
Rail		35 x 15 x 2,3	**PR4**	1SNA **168 500** R12**00**
Rail		35 x 15 x 1,5	**PR5**	1SNA **168 700** R22**00**
Rail		32 x 15 x 1,5	**PR1.Z2**	1SNA **163 050** R04**00**

Other end stops, rails and accessories : see section on accessories.

Notes

The use of some accessories may decrease the block's voltage rating. For more information, consult us..

M 6/13.FF

Spacing 13 mm *(.512")*

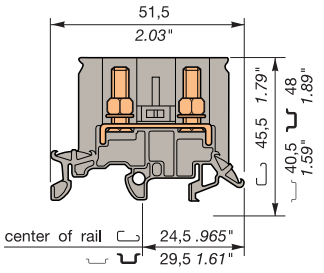

13 mm block for lugs with partition - stud connection - 2 studs M4 x 16.

CE

Colour	Type	Part numbers
Grey body - 2 studs M4 x 16		
■	**M 6/13.FF**	1SNA **115 626** R16**00**
Beige body - 2 studs M4 x 16		
■	**M 6/13.FF**	1SNA **195 626** R17**00**

Characteristics

Wire size	IEC NFC DIN	UL	CSA
Lugs	2 wires 6 mm²		
Voltage			
Rated	630 V		
Impulse withstand	8 kV		
Pollution degree	3		
Current			
Rated	41 A		
Wire size			
Rated	6 mm²		

Wire stripping length	Recomm. screwdriver	Recomm. torque	Protection
H 7 mm		1,2-2,5 Nm	
.28"		*10.6-21.8 lb.in*	

M 6/13.FF.1

Spacing 13 mm *(.512")*

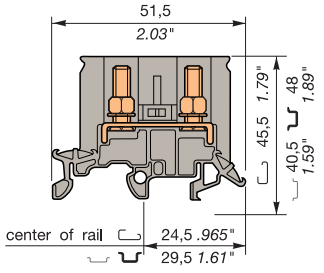

13 mm block for lugs with partition - stud connection - 2 studs M5 x 16.

CE

Colour	Type	Part numbers
Grey body - 2 studs M5 x 16		
■	**M 6/13.FF.1**	1SNA **115 627** R17**00**
Beige body - 2 studs M5 x 16		
■	**M 6/13.FF.1**	1SNA **195 627** R10**00**

Characteristics

Wire size	IEC NFC DIN	UL	CSA
Lugs	2 wires 6 mm²		
Voltage			
Rated	630 V		
Impulse withstand	8 kV		
Pollution degree	3		
Current			
Rated	41 A		
Wire size			
Rated	6 mm²		

Wire stripping length	Recomm. screwdriver	Recomm. torque	Protection
H 8 mm		2-4 Nm	
.31"		*17.4-35 lb.in*	

Accessories

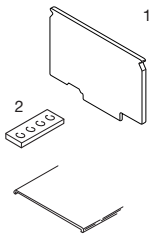

		Type		Part numbers
1	End section grey	FEM13F	th. 1,0 mm	1SNA **116 977** R17**00**
	beige	FEM13F	th. 1,0 mm	1SNA **196 977** R10**00**
2	Jumper bar not assembled 41 A	BJS13	(1) 10 poles	1SNA **167 224** R27**00**
3	Protection cover	CPE43		1SNA **280 092** R25**00**

R See section on markers marking method

RC65 - RC610 RC810 RC1010

		Type		Part numbers
		FEM13F	th. 1,0 mm	1SNA **116 977** R17**00**
		FEM13F	th. 1,0 mm	1SNA **196 977** R10**00**
		BJS13	(1) 10 poles	1SNA **167 224** R27**00**
		CPE43		1SNA **280 092** R25**00**

RC65 - RC610 RC810 RC1010

Note : (1) Use of these accessories requires the user to cut out the partition.
Use the studs for mounting the jumper bar.

Wire lug terminal blocks

DIN 1 - DIN 3



End stop		th. 9 mm	**BADL**	1SNA **399 903** R02**00**
End stop		th. 10 mm	**BAM2**	1SNA **206 351** R16**00**
End stop		th. 10 mm	**BAR**	1SNA **164 338** R06**00**
Rail		35 x 7,5 x 1	**PR3.Z2**	1SNA **174 300** R17**00**
Rail		35 x 15 x 2,3	**PR4**	1SNA **168 500** R12**00**
Rail		35 x 15 x 1,5	**PR5**	1SNA **168 700** R22**00**
Rail		32 x 15 x 1,5	**PR1.Z2**	1SNA **163 050** R04**00**

Other end stops, rails and accessories : see section on accessories.

Notes

Equipment E3 :

As per SNCF 10.5010 607
Metallic self-locking nut
+ spring washer TREP 3L
+ standard washer

The use of some accessories may decrease the block's voltage rating. For more information, consult us.

F
4

M 6/13.FF.2

Spacing 13 mm *(.512")*

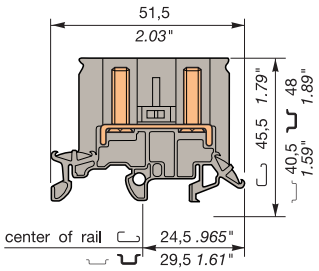

13 mm block for lugs with partition - studs M5 x 16, without nuts, without washers.

CE

Colour	Type	Part numbers
Grey body - 2 studs M 5 x 16 without nuts - without washers	**M 6/13.FF.2**	1SNA **115 628** R20**00**

Characteristics

Wire size	IEC NFC	IEC DIN	UL	CSA
Lugs	2 wires 6 mm²			

Voltage				
Rated	630 V			
Impulse withstand	8 kV			
Pollution degree	3			

Current				
Rated	41 A			

Wire size			
Rated	6 mm²		

Wire stripping length	Recomm. screwdriver	Recomm. torque	Protection
H 8 mm		2-4 Nm	
31"		*17.4-35 lb.in*	

M 6/13.FF.3

Spacing 13 mm *(.512")*

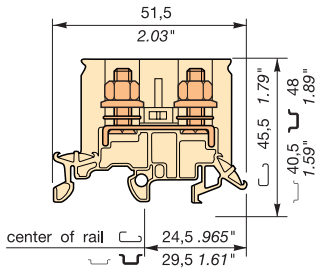

13 mm block for lugs with partition - studs M5 x 16, with equipment E3.

CE

Colour	Type	Part numbers
Beige body - 2 studs M 5 x 16 with equipment E3	**M 6/13.FF.3**	1SNA **195 629** R22**00**

Characteristics

Wire size	IEC NFC	IEC DIN	UL	CSA
Lugs	2 wires 6 mm²			

Voltage				
Rated	630 V			
Impulse withstand	8 kV			
Pollution degree	3			

Current				
Rated	41 A			

Wire size			
Rated	6 mm²		

Wire stripping length	Recomm. screwdriver	Recomm. torque	Protection
H 8 mm		2-4 Nm	
31"		*17.4-35 lb.in*	

Accessories

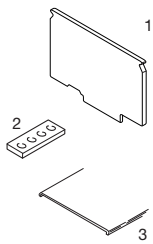

		Type		Part numbers
1	End section grey beige	FEM13F	th. 1,0 mm	1SNA **116 977** R17**00**
2	Jumper bar not assembled 41 A	BJS13 (1)	10 poles	1SNA **167 224** R27**00**
3	Protection cover	CPE43		1SNA **280 092** R25**00**

R See section on markers marking method

RC65 - RC610 RC810 RC1010

		Type		Part numbers
		FEM13F	th. 1,0 mm	1SNA **196 977** R10**00**
		BJS13 (1)	10 poles	1SNA **167 224** R27**00**
		CPE43		1SNA **280 092** R25**00**

RC65 - RC610 RC810 RC1010

Note : (1) Use of these accessories requires the user to cut out the partition.
Use the studs for mounting the jumper bar.

Wire lug terminal blocks

DIN 1 - DIN 3

165 LT TM5 TM5

Spacing 16 mm *(.630")*

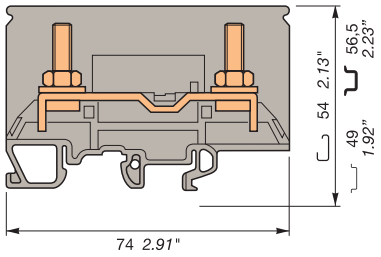

16 mm block for lugs with partition - stud connection, 2 studs M 5 x 16.

Color	Type	Part numbers
Grey body		
	165 LT TM5 TM5	1SNA **216 110** R**2**200
Beige body		
	165 LT TM5 TM5	1SNA **296 110** R**2**300

165 LT TM5 TM5-1

Spacing 16 mm *(.630")*

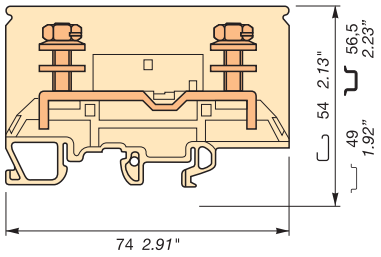

16 mm block for lugs with partition - stud connection, 2 studs M 5 x 18 with E3 equipment (1 self locking nut + 1 Trep washer + 1 washer).

Color	Type	Part numbers
Beige body		
	165 LT TM5 TM5-1	1SNA **296 111** R**1**000

Characteristics

Wire size	IEC	UL	CSA
Lugs	2 wires 16 mm² / 6 AWG		
Voltage			
Rated	800 V		300 V
Impulse withstand	8 kV		
Pollution degree	3		
Current			
Rated	76 A		67 A
Wire size			
Rated	16 mm²		

Wire stripping length	Recomm. wrench	Recomm. torque	Protection
	H 8	2 Nm	IP00
		17.6 lb.in	

Characteristics

Wire size	IEC	UL	CSA
Lugs	2 wires 16 mm² / 6 AWG		
Voltage			
Rated	800 V		300 V
Impulse withstand	8 kV		
Pollution degree	3		
Current			
Rated	76 A		67 A
Wire size			
Rated	16 mm²		

Wire stripping length	Recomm. wrench	Recomm. torque	Protection
	H 8	2,5 Nm	IP00
		21.8 lb.in	

End stop	th. 9 mm	**BADL**	1SNA **399 903** R**0**200
End stop	th. 10 mm	**BAM2**	1SNA **206 351** R**1**600
End stop	th. 10 mm	**BAR**	1SNA **164 338** R**0**600
Rail	35 x 7,5 x 1	**PR3.Z2**	1SNA **174 300** R**1**700
Rail	35 x 15 x 2,3	**PR4**	1SNA **168 500** R**1**200
Rail	35 x 15 x 1,5	**PR5**	1SNA **168 700** R**2**200
Rail	32 x 15 x 1,5	**PR1.Z2**	1SNA **163 050** R**0**400

Other end stops, rails and accessories : see section on accessories.

Notes

The use of some accessories may decrease the block's voltage rating. For more information, consult us.

Accessories

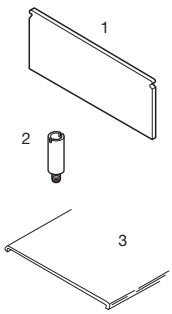

			Type		Part numbers	Type		Part numbers
1	End section	grey	FEET80	th. 2,0 mm	1SNA **216 114** R**1**200			
		beige	FEET80	th. 2,0 mm	1SNA **296 114** R**1**300	FEET80	th. 2,0 mm	1SNA **296 114** R**1**300
2	Test socket		AL4-M3-R1	DIA 4,0 mm	1SNA **206 722** R**0**200	AL4-M3-R1	DIA 4,0 mm	1SNA **206 722** R**0**200
3	Protecting cover		CPE80	length 1,0 m	1SNA **280 093** R**2**600	CPE80	length 1,0 m	1SNA **280 093** R**2**600

R

R See section on markers marking method

REH3

REH3

Switch wire lug terminal blocks

DIN 1

131 ET TM4 TM4

Spacing 13 mm *(.512")*

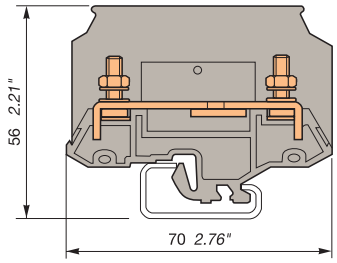

13 mm block with partition - Switch connection by sliding contact using a screwdriver.

CE

Colour	Type	Part numbers
Grey body - 2 studs M 4 x 14		
	131 ET TM4 TM4	1SNA **111 028** R**16**00

Colour	Type	Part numbers

End stop	th. 10 mm	**BAR**	1SNA **164 338** R**06**00
Rail	32 x 15 x 1,5	**PR1.Z2**	1SNA **163 050** R**04**00

Other end stops, rails and accessories : see section on accessories.

Notes

The use of some accessories may decrease the block's voltage rating. For more information, consult us.

Characteristics

Wire size	NFC DIN	UL	CSA
Lugs	2 wires 16 mm² / 6 AWG		
Voltage			
Rated	750 VGr.C		
Impulse withstand			
Pollution degree			
Current			
Rated	47 A		
Wire size			
Rated	6 mm²		

Wire stripping length	Recomm. screwdriver	Recomm. torque	Protection
		1,2 Nm	
		10.6 lb.in	

Characteristics

Wire size	NFC DIN	UL	CSA
Voltage			
Rated			
Impulse withstand			
Pollution degree			
Current			
Rated			
Wire size			
Rated			

Wire stripping length	Recomm. screwdriver	Recomm. torque	Protection

Accessories

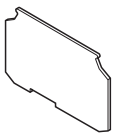

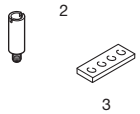

1	End section	grey	
2	Test socket		
3	Jumper bar not assembled	125 A	
R	See section on markers marking method		

Type		Part numbers
FEET60	th. 1,5 mm	1SNA **117 755** R**21**00
AL4-M3-R1	DIA. 4 mm	1SNA **206 722** R**02**00
BJS13 (1)	10 poles	1SNA **167 224** R**27**00

REH3

Note : (1) Use of these accessories requires the user to cut out the partition.

Type	Part numbers

Wire lug switch terminal blocks

DIN 1 - DIN 3

165 ET TM5 TM5

Spacing 16 mm *(.630")*

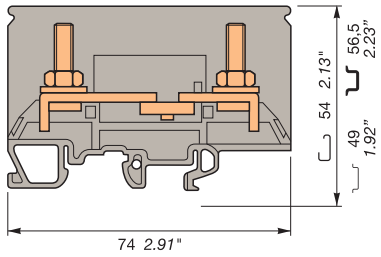

Switch connection by sliding contact using a screwdriver, 2 studs M 5 x 18 fitted with 1 nut + 1 lock washer.

Color	Type	Part numbers
Grey body		
	165 ET TM5 TM5	1SNA **216 112** R**1**000
Beige body		
	165 ET TM5 TM5	1SNA **296 112** R**1**100

165 ET TM5 TM5-1

Spacing 16 mm *(.630")*

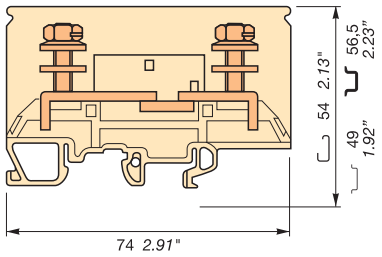

Switch connection by sliding contact using a screwdriver, 2 studs M 5 x 18 fitted with E3 equipment (1 self locking nut + 1 Trep washer + 1 washer).

Color	Type	Part numbers
Beige body		
	165 ET TM5 TM5-1	1SNA **296 115** R**1**400

Characteristics

Wire size	IEC	UL	CSA
Lugs	2 wires 16 mm² / 6 AWG		
Voltage			
Rated	800 V		300 V
Impulse withstand	8 kV		
Pollution degree	3		
Current			
Rated	76 A		67 A
Wire size			
Rated	16 mm²		

Wire stripping length	Recomm. wrench	Recomm. torque	Protection
	H 8	2 Nm *17.6 lb.in*	IP00

Characteristics

Wire size	IEC	UL	CSA
Lugs	2 wires 16 mm² / 6 AWG		
Voltage			
Rated	800 V		300 V
Impulse withstand	8 kV		
Pollution degree	3		
Current			
Rated	76 A		67 A
Wire size			
Rated	16 mm²		

Wire stripping length	Recomm. screwdriver	Recomm. torque	Protection
	H 8	2,5 Nm *21,8 lb.in*	IP00

End stop	th. 9 mm	**BADL**	1SNA **399 903** R**0**200
End stop	th. 10 mm	**BAM2**	1SNA **206 351** R**1**600
End stop	th. 10 mm	**BAR**	1SNA **164 338** R**0**600
Rail	35 x 7,5 x 1	**PR3.Z2**	1SNA **174 300** R**1**700
Rail	35 x 15 x 2,3	**PR4**	1SNA **168 500** R**1**200
Rail	35 x 15 x 1,5	**PR5**	1SNA **168 700** R**2**200
Rail	32 x 15 x 1,5	**PR1.Z2**	1SNA **163 050** R**0**400

Other end stops, rails and accessories : see section on accessories.

Notes

The use of some accessories may decrease the block's voltage rating. For more information, consult us.

Accessories

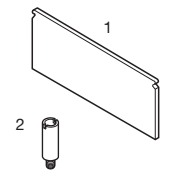

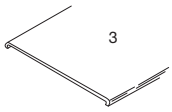

			Type		Part numbers	Type		Part numbers
1	End section	grey	FEET80	th. 2,0 mm	1SNA **216 114** R**1**200	FEET80	th. 2,0 mm	1SNA **216 114** R**1**200
		beige	FEET80	th. 2,0 mm	1SNA **296 114** R**1**300	FEET80	th. 2,0 mm	1SNA **296 114** R**1**300
2	Test socket		AL4-M3-R1	DIA 4,0 mm	1SNA **206 722** R**0**200	AL4-M3-R1	DIA 4,0 mm	1SNA **206 722** R**0**200
3	Protecting cover		CPE80	length 1,0 m	1SNA **280 093** R**2**600	CPE80	length 1,0 m	1SNA **280 093** R**2**600

R

R See section on markers marking method

REH3

REH3

SWITCHING SYSTEM

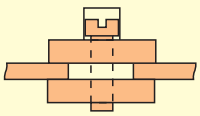

Wire lug switch terminal blocks

DIN 1 - DIN 3

165 ET TM5 TM5-...

Spacing 16 mm *(.630")*

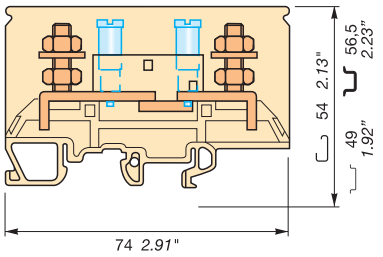

Switch connection by sliding contact using a screwdriver, 2 studs M 5 x 18 fitted with 2 nuts + 1 washer.

CE

Color	Type	Part numbers
Beige body without socket		
	165 ET TM5 TM5-1	1SNA **296 116** R**15**00
Beige body with test sockets Ø 4 mm		
	165 ET TM5 TM5-2	1SNA **296 117** R**16**00

End stop	th. 9 mm	**BADL**	1SNA **399 903** R**02**00
End stop	th. 10 mm	**BAM2**	1SNA **206 351** R**16**00
End stop	th. 10 mm	**BAR**	1SNA **164 338** R**06**00
Rail	35 x 7,5 x 1	**PR3.Z2**	1SNA **174 300** R**17**00
Rail	35 x 15 x 2,3	**PR4**	1SNA **168 500** R**12**00
Rail	35 x 15 x 1,5	**PR5**	1SNA **168 700** R**22**00
Rail	32 x 15 x 1,5	**PR1.Z2**	1SNA **163 050** R**04**00

Other end stops, rails and accessories : see section on accessories.

Notes

The use of some accessories may decrease the block's voltage rating. For more information, consult us.

Characteristics

Wire size	IEC	UL	CSA
Lugs	2 wires 16 mm² / 6 AWG		
Voltage			
Rated	800 V		300 V
Impulse withstand	8 kV		
Pollution degree	3		
Current			
Rated	76 A		67 A
Wire size			
Rated	16 mm²		

Wire stripping length	Recomm. wrench	Recomm. torque	Protection
	H 8	2 Nm	IP00
		17.6 lb.in	

Characteristics

Wire size	IEC	UL	CSA
Voltage			
Rated			
Impulse withstand			
Pollution degree			
Current			
Rated			
Wire size			
Rated			

Wire stripping length	Recomm. wrench	Recomm. torque	Protection

Accessories

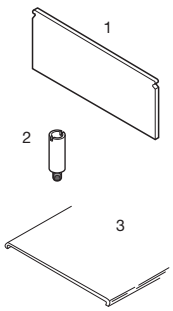

1	End section	grey	
		beige	
2	Test socket		
3	Protecting cover		

Type		Part numbers
FEET80	th. 2,0 mm	1SNA **216 114** R**12**00
FEET80	th. 2,0 mm	1SNA **296 114** R**13**00
AL4-M3-R1	DIA 4,0 mm	1SNA **206 722** R**02**00
CPE80	length 1,0 m	1SNA **280 093** R**26**00

Type	Part numbers

SWITCHING SYSTEM

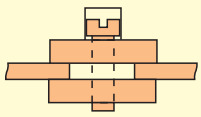

R

R See section on markers marking method

REH3

Notes

Terminal blocks

G - Distribution terminal blocks

Summary

1. Distribution bars

Screw clamp ground terminal block 338
Connection with 18 x 3 mm collector bar 339
Bars with base for ground wire 340
Busbar clamp 341

2. Distribution terminal blocks

Phases - Ground assemblies 342
Single pole distribution blocks 343
Three and four pole distribution blocks 346

Ground terminal block

Screw clamp

DIN 1 (EN 50035, DIN 46277/1, NFL 63018)

E 10/13.P

Spacing 13 mm *(.512")*

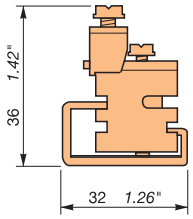

Type	Part number	Type	Part numbers
1 Screw clamp Can also be used as end stop			
E 10/13.P	1SNA **162 855** R**23**00		

Characteristics			NFC DIN	UL	CSA	NFC DIN	UL	CSA
Wire size	Screw clamp	Rigid	0-16 mm²	16-8 AWG				
		Flexible	0-10 mm²	16-8 AWG				
Rated currend	A		85					
Rated wire size	mm²/AWG		10 mm²	8 AWG				

Other characteristics	Wire strip. length	Recomm. screwdriver	Recomm. torque	Protection	Wire strip. length	Recomm. screwdriver	Recomm. torque	Protection
	12 mm *.47"*	6.5 mm *.25"*						

Accessories		Type	Part numbers	Type	Part numbers
1	Rail 32 x 15	**PR1 Z2**	1SNA **163 050** R**04**00		

Distribution of polarities

If the distribution bar is longer than 1 foot (300 mm) use an intermediate end stop for support. In this case the precut bar passages need to be punched out of the end stop.

Grey
BADH 1SNA **116 900** R**27**00

Grey
BAEH 1SNA **116 934** R**04**00

Description	Types		Part numbers
Copper bar	**BO3**	1000 x 10 x 3 mm	1SNA **164 406** R**24**00
Wire clamp	**SFB1**	20-2 AWG (0.5-35 mm²)	1SNA **163 860** R**05**00
Wire clamp	**SFB2**	6-2 AWG (16-35 mm²)	1SNA **168 956** R**06**00

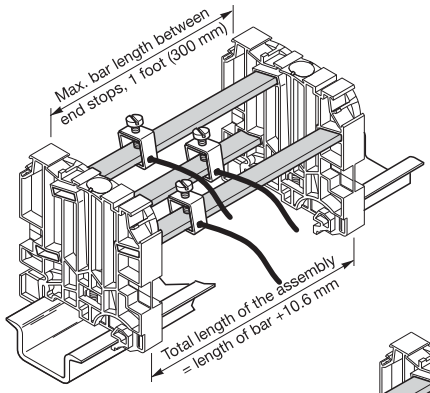

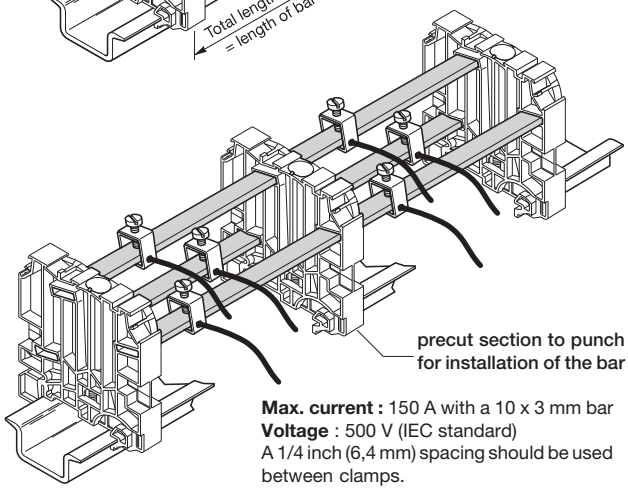

Max. current : 150 A with a 10 x 3 mm bar
Voltage : 500 V (IEC standard)
A 1/4 inch (6,4 mm) spacing should be used between clamps.

This end stop is also recommended :

1 - For use with neutral switch blocks series "NT"

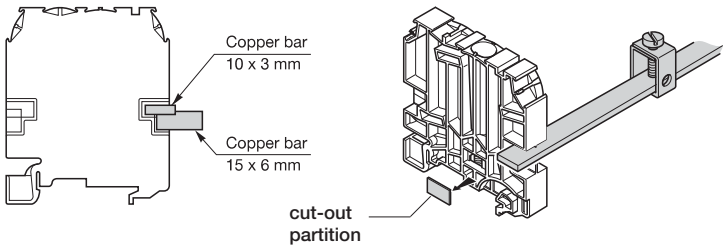

2 - For use with separators SCFCV4 with protection cover

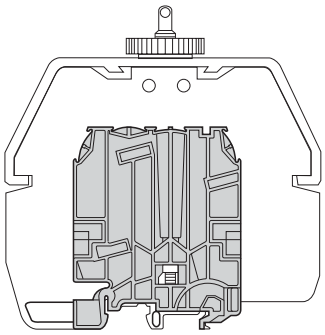

Connection with 18 x 3 mm collector bar

DIN 3

Shield terminals for collector bar

- Mounting on 18 x 3 mm collector bar
- Easy shield connection to a collector bar
- Brass with nickel coating clamp with a steel spring to make contact without damaging the shield
- Shield terminals available in 4 versions (shield diameter from 1,5 to 24 mm)
- Not designed for wire connection
- Mounting : place the shield of the stripped cable on the collector bar. Hold the terminal on the shield, press and snap the terminal onto the collector bar. As soon as the terminal is released, contact is made on the bar through the spring pressure.

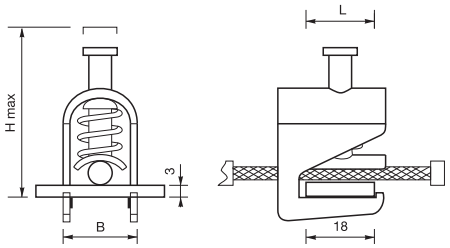

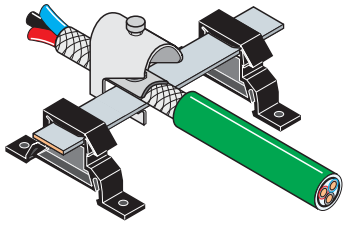

Characteristics

Shield diameter	B (mm)	L (mm)	H max (mm)	Spring force (N)	Description	P/N
1,5 - 6,5	10	25	40	8 - 13	**SFB.B1**	1SNA **205 170** R**14**00
5 - 11	17	25	47	22 - 31	**SFB.B2**	1SNA **205 171** R**01**00
10 - 17	23	25	63	32 - 58	**SFB.B3**	1SNA **205 172** R**02**00
16 - 24	30	25	78	37 - 53	**SFB.B4**	1SNA **205 173** R**03**00

Terminals for collector bar

- 35 mm² terminal for 18 x 3 mm collector bar.
- Stainless steel clamp and screw
- Insulating part in polyamid 6,6 without halogen
- Possibility to print 3 characters per marker

If a separate ground is required, isolated mounting on rail should be made through a bar holder
P/N 1SNA **205 176** R**06**00

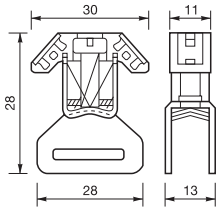

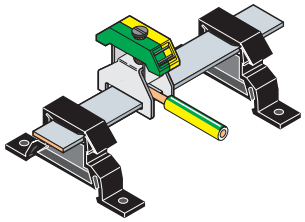

SFB.P 1SNA **205 174** R**04**00

Bar holder (isolated from ground)

- To be screwed on plate or snapped onto DIN 3 rail
- Thermoplastic material, black colour
- Spacing : 12 mm *.473*"

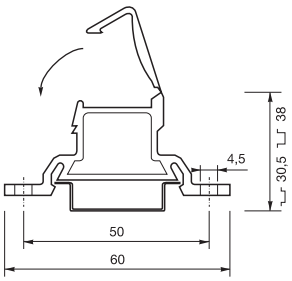

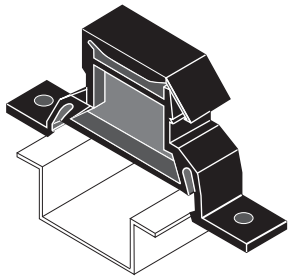

DSPBO.PI 1SNA **205 176** R**06**00

Collector bar

- Electroplated copper with tin coating 18 x 3 x 1000 mm

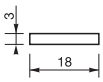

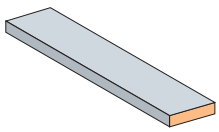

BO318 1SNA **205 175** R**05**00

Bar holder (connected to the mounting rail)

- To be snapped onto DIN 3 rail.
- Thermoplastic material, black colour.
- Tined coated steel socket
- Spacing : 10 mm *.394*"

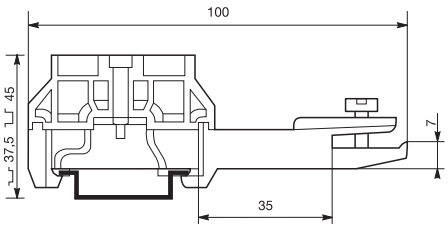

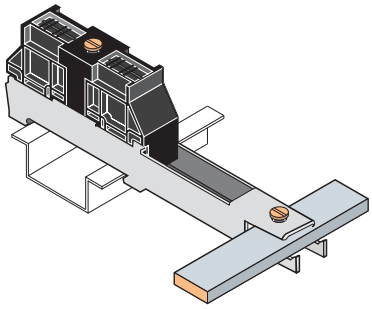

DSPBO.P 1SNA **205 177** R**07**00

Bars with base for ground wire

DIN 3

PR3.Z2	⌙⌙	35 x 7,5 x 1	1SNA 174 300 R1700
PR4	⌙	35 x 15 x 2,3	1SNA 168 500 R1200
PR5	⌙	35 x 15 x 1,5	1SNA 168 700 R2200

Other rails : see section on accessories.

DBTI

7 outputs

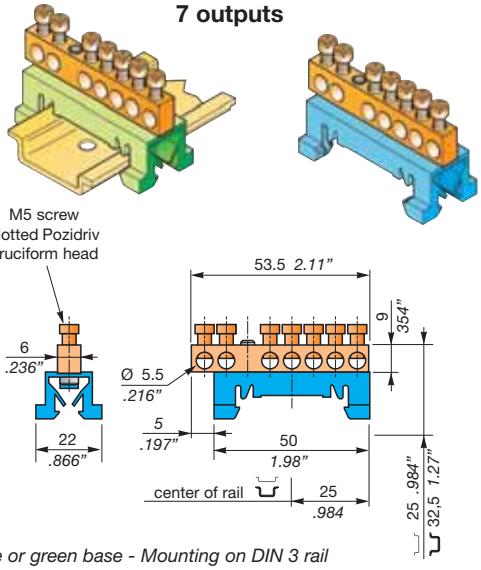

Blue or green base - Mounting on DIN 3 rail

CE

Type	P/N
7 outputs blue base	
DBTI	1SNA **356 100** R1500
7 outputs green base	
DBTI	1SNA **356 101** R0200

12 outputs

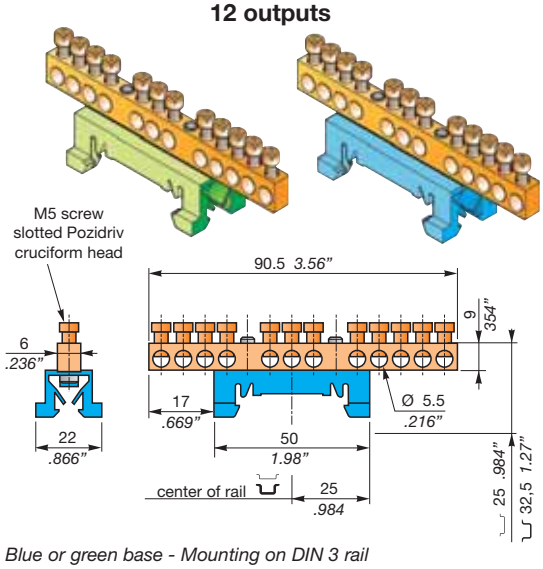

Blue or green base - Mounting on DIN 3 rail

CE

Type	P/N
12 outputs blue base	
DBTI	1SNA **356 102** R0300
12 outputs green base	
DBTI	1SNA **356 103** R0400

Characteristics	IEC	UL	CSA	IEC	UL	CSA
Connection - Screw clamp - Max. wire size	7 outputs 10 mm²			12 outputs 10 mm²		
Torque on screw Screw	1.5 Nm M5	*13.3 lb.in* M5	*13.3 lb.in* M5	1.5 Nm M5	*13.3 lb.in* M5	*13.3 lb.in* M5

Type	P/N

Type	P/N

Characteristics	IEC	UL	CSA	IEC	UL	CSA

Busbar clamp
10 x 3 or 6 x 6 or 15 x 6 mm
.34 x .12 or *.23 x .23* or *.59 x .23*"

DIN 1 - 2 - 3 or panel mount

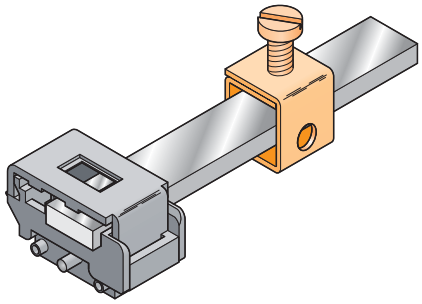

Rail		35 x 7,5 x 1	**PR3.Z2**	1SNA **174 300** R1700
Rail		35 x 15 x 2,3	**PR4**	1SNA **168 500** R1200
Rail		35 x 15 x 1,5	**PR5**	1SNA **168 700** R2200
Rail		32 x 15 x 1,5	**PR1.Z2**	1SNA **163 050** R0400

Other end stops, rails and accessories : see section on accessories.

Notes

SPBO

Spacing 20 mm (.787")

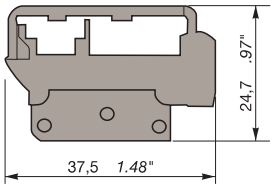

Colour	Type	Part number
Reversible grey clamp	**SPBO**	1SNA **114 712** R1300

Characteristics

Wire size		NFC DIN	UL	CSA
Screw clamp	Rigid			
	Flexible			
	Neutral bar	see beside		
Voltage				
Rated	~ AC	750 V Gr.C		
Rated	= DC	660 V Gr.C		
Pollution degree				
Current				
Rated				
Wire size				
Rated / Gauge				

Wire strip. length	Recomm. screwdriver	Recomm. torque	Protection

Accessories

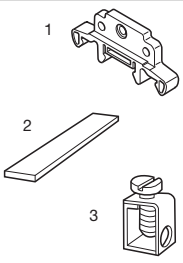

		Type		Part numbers
1	Locking foot	ACD13-6	for rail DIN 1 or DIN 3	1SNA **113 135** R0000
2	Busbar	ACD23-6	for rail DIN 2 or DIN 3	1SNA **118 005** R2700
3	Wire clamp	BO3	10x3 mm	1SNA **164 406** R2400
			Busbar 15x6 mm not delivered	
		SFB1	for BO3 - *20-2 AWG* (0,5-35mm²)	1SNA **163 860** R0500
		SFB2	for BO3 - *6-2 AWG* (16-35mm²)	1SNA **168 956** R0600
		SFB3	for BO6 - *4-00 AWG* (19-95mm²)	1SNA **168 690** R1000

R See section on markers marking method — RC610

Mounting on rail PR1 with mounting foot

ACD13-6 1SNA **113 135** R0000 (DIN 1 - DIN 3)

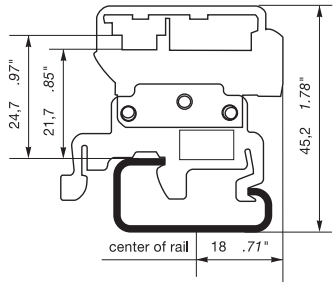

Mounting on rail PR2 with mounting foot

ACD23-6 1SNA **118 005** R2700 (DIN 2 - DIN 3)

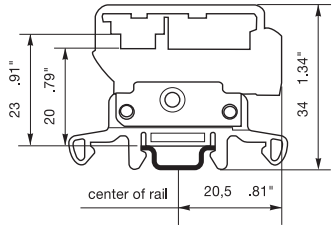

Mounting on rails PR3, PR30, PR4, PR5

with mount.foot **ACD13-6** 1SNA **113 135** R0000 (DIN 1 - DIN 3)

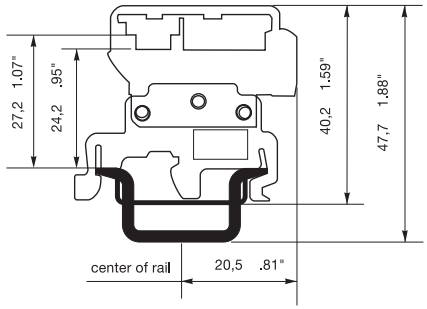

with mount.foot **ACD23-6** 1SNA **118 005** R2700 (DIN 2 - DIN 3)

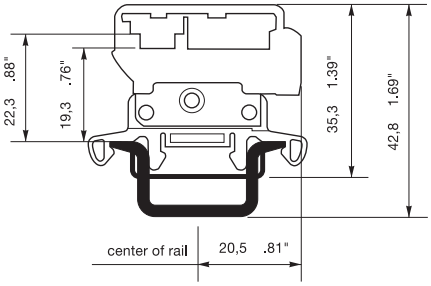

Mounting on panel by M4 screw

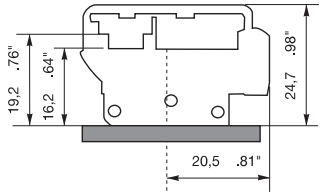

Various options of placing the busbars on the busbar clamp

Busbars	BO3 10 x 3	6 x 6	15 x 6
Option n° 1	X		
Option n° 2		X	
Option n° 3			X
Option n° 4	X		X
Option n° 5		X	X

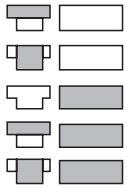

Distribution terminal blocks

- phase
- ground

DIN 1-3

End stop		th. 9 mm	**BADL**	1SNA **399 903** R02**00**
End stop		th. 10 mm	**BAM2**	1SNA **206 351** R16**00**
End stop		th. 10 mm	**BAR**	1SNA **164 338** R06**00**
Rail		35 x 7,5 x 1	**PR3.Z2**	1SNA **174 300** R17**00**
Rail		35 x 15 x 2,3	**PR4**	1SNA **168 500** R12**00**
Rail		35 x 15 x 1,5	**PR5**	1SNA **168 700** R22**00**
Rail		32 x 15 x 1,5	**PR1.Z2**	1SNA **163 050** R04**00**

Other end stops, rails and accessories : see section on accessories.

Notes

The use of some accessories may decrease the block's voltage rating. For more information, consult us.

Example of application :

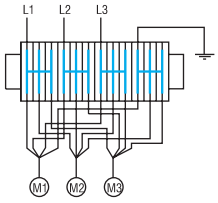

The monobloc connector bar ensures perfect continuity between input and distribution. Each block has 2 Screw clamp terminals.

MB 4/6.L...
MB 4/6.P...

Spacing 6 mm *(.238")*

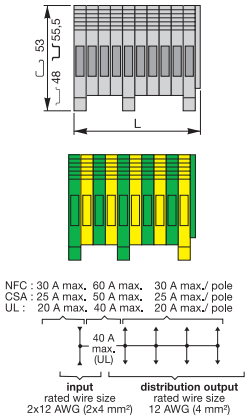

Colour		Nb of blocks	L mm	Type	Part numbers
Phases					
Grey		2	14,5	**MB 4/6.L2**	1SNA **115 406** R13**00**
Grey		3	20,5	**MB 4/6.L3**	1SNA **115 407** R14**00**
Grey		4	26,5	**MB 4/6.L4**	1SNA **115 408** R25**00**
Grey		5	32,5	**MB 4/6.L5**	1SNA **115 409** R26**00**
Grey		6	38,5	**MB 4/6.L6**	1SNA **115 410** R12**00**
Grey		8	50,5	**MB 4/6.L8**	1SNA **115 411** R07**00**
Grey		10	62,5	**MB 4/6.L10**	1SNA **115 412** R00**00**
Ground (no electrical connection ro rail)					
Green-Yellow		2	14,5	**MB 4/6.P2**	1SNA **165 420** R26**00**
Green-Yellow		3	20,5	**MB 4/6.P3**	1SNA **165 421** R13**00**
Green-Yellow		4	26,5	**MB 4/6.P4**	1SNA **165 422** R14**00**
Green-Yellow		5	32,5	**MB 4/6.P5**	1SNA **165 423** R15**00**
Green-Yellow		6	38,5	**MB 4/6.P6**	1SNA **165 424** R16**00**
Green-Yellow		8	50,5	**MB 4/6.P8**	1SNA **165 425** R17**00**
Green-Yellow		10	62,5	**MB 4/6.P10**	1SNA **165 426** R10**00**

Characteristics

Wire size		IEC NFC DIN	UL	CSA
Screw clamp	Rigid	0,2-4 mm²	22-10 AWG	22-12 AWG
	Flexible	0,22-4 mm²	22-10 AWG	22-12 AWG

Voltage			
Rated	800 V	600 V	600 V
Impulse withstand	8 kV		
Pollution degree	3		

Current					
Rated	Short-circuit	32A	300A/1s	20 A	25 A

Wire size			
Rated / Gauge	4 mm²/A4	10 AWG	10 AWG

Wire strip. length	Recomm. screwdriver	Recomm. torque	Protection
9,5 mm	4 mm	0,5-0,8 Nm	IP20
.37"	*.16"*	*4.5-7.1 lb.in*	*NEMA 1*

MB 6/8.L...
MB 6/8.P...

Spacing 8 mm *(.315")*

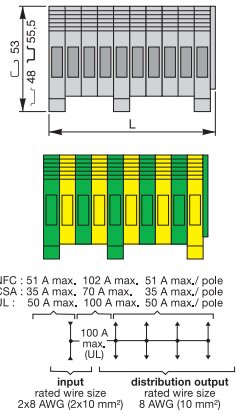

Colour		Nb of blocks	L mm	Type	Part numbers
Phases					
Grey		2	18,5	**MB 6/8.L2**	1SNA **115 413** R01**00**
Grey		3	26,5	**MB 6/8.L3**	1SNA **115 414** R02**00**
Grey		4	34,5	**MB 6/8.L4**	1SNA **115 415** R03**00**
Grey		5	42,5	**MB 6/8.L5**	1SNA **115 416** R04**00**
Grey		6	50,5	**MB 6/8.L6**	1SNA **115 417** R05**00**
Grey		8	66,5	**MB 6/8.L8**	1SNA **115 418** R16**00**
Grey		10	82,5	**MB 6/8.L10**	1SNA **115 419** R17**00**
Ground (no electrical connection ro rail)					
Green-Yellow		2	18,5	**MB 6/8.P2**	1SNA **165 427** R11**00**
Green-Yellow		3	26,5	**MB 6/8.P3**	1SNA **165 428** R22**00**
Green-Yellow		4	34,5	**MB 6/8.P4**	1SNA **165 429** R23**00**
Green-Yellow		5	42,5	**MB 6/8.P5**	1SNA **165 430** R20**00**
Green-Yellow		6	50,5	**MB 6/8.P6**	1SNA **165 431** R15**00**
Green-Yellow		8	66,5	**MB 6/8.P8**	1SNA **165 432** R16**00**
Green-Yellow		10	82,5	**MB 6/8.P10**	1SNA **165 433** R17**00**

Characteristics

Wire size		IEC NFC DIN	UL	CSA
Screw clamp	Rigid	0,5-10 mm²	22-8 AWG	20-8 AWG
	Flexible	0,5-6 mm²	22-8 AWG	20-8 AWG

Voltage			
Rated	800 V	600 V	600 V
Impulse withstand	8 kV		
Pollution degree	3		

Current					
Rated	Short-circuit	41A	720A/1s	50 A	35 A

Wire size			
Rated / Gauge	6 mm²	8 AWG	8 AWG

Wire strip. length	Recomm. screwdriver	Recomm. torque	Protection
12 mm	4-5 mm	0,8-1 Nm	IP20
.47"	*.16-.20"*	*7.1-8.9 lb.in*	*NEMA 1*

Accessories

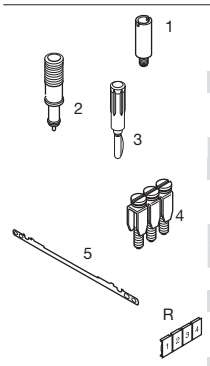

		Type	Part numbers
1	Test socket	AL2 DIA. 2 mm	1SNA **163 043** R21**00**
		AL3 DIA. 3 mm	1SNA **163 261** R00**00**
2	Test device	DCJ yellow	1SNA **173 059** R03**00**
3	Test plug	FC2 DIA. 2 mm	1SNA **007 865** R26**00**
4	Assembled jumper bar (without IP 20 protection)	BJM6 2 to 10 poles	(1)
4	Assembled jumper bar (with IP 20 protection)	BJMI6 2 to 10 poles	(1)
5	Shield connector	CBM5 th. 0,5 mm	1SNA **178 745** R14**00**
		CBM8 th. 0,8 mm	1SNA **178 746** R15**00**
R	See section on markers marking method	RC65 - RC610	

Type	Part numbers
AL2 DIA. 2 mm	1SNA **163 043** R21**00**
AL3 DIA. 3 mm	1SNA **163 261** R00**00**
AL4-M3 DIA. 4 mm	1SNA **206 721** R01**00**
DCO orange	1SNA **173 060** R00**00**
FC2 DIA. 2 mm	1SNA **007 865** R26**00**
FC4 DIA. 4 mm	1SNA **167 860** R01**00**
BJM8 2 to 10 poles	(1)
BJMI8 2 to 10 poles	(1)
RC810	

Note : (1) See section : accessories

MB 10/10.L...
MB 10/10.P...

Spacing 10 mm *(.394")*

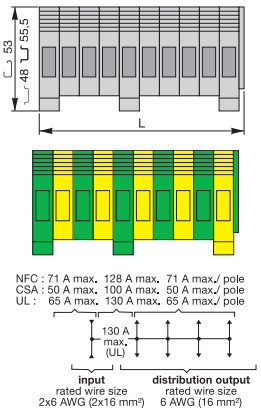

Colour	Phases	Nb of blocks	L mm	Type	Part numbers
Grey		2	22,5	**MB 10/10.L2**	1SNA **115 328** R**2300**
Grey		3	32,5	**MB 10/10.L3**	1SNA **115 329** R**2400**
Grey		4	42,5	**MB 10/10.L4**	1SNA **115 330** R**2100**
Grey		5	52,5	**MB 10/10.L5**	1SNA **115 331** R**1600**
Grey		6	62,5	**MB 10/10.L6**	1SNA **115 332** R**1700**
Grey		8	82,5	**MB 10/10.L8**	1SNA **115 333** R**1000**
Grey		10	102,5	**MB 10/10.L10**	1SNA **115 334** R**1100**
Ground (no electrical connection to rail)					
Green-Yellow		2	22,5	**MB 10/10.P2**	1SNA **165 343** R**0400**
Green-Yellow		3	32,5	**MB 10/10.P3**	1SNA **165 344** R**0500**
Green-Yellow		4	42,5	**MB 10/10.P4**	1SNA **165 345** R**0600**
Green-Yellow		5	52,5	**MB 10/10.P5**	1SNA **165 346** R**0700**
Green-Yellow		6	62,5	**MB 10/10.P6**	1SNA **165 347** R**0000**
Green-Yellow		8	82,5	**MB 10/10.P8**	1SNA **165 348** R**1100**
Green-Yellow		10	102,5	**MB 10/10.P10**	1SNA **165 349** R**1200**

Characteristics

Wire size		IEC NFC DIN	UL	CSA
Compression clamp	Rigid	0,5-16 mm²	22-6 AWG	18-6 AWG
	Flexible	0,5-10 mm²	22-6 AWG	18-6 AWG

Voltage			
Rated	800 V	600 V	600 V
Impulse withstand	8 kV		
Pollution degree	3		

Current					
Rated	Short-circuit	63A	1200A/1s	65 A	50 A

Wire size			
Rated / Gauge	10 mm²	6 AWG	6 AWG

Wire strip. length	Recomm. screwdriver	Recomm. torque	Protection
12 mm	5,5-6 mm	1,2-1,4 Nm	IP20
.47"	*.22-.24"*	*10.6-12.3 lb.in*	*NEMA 1*

Type		Part numbers
AL2	DIA. 2 mm	1SNA **163 043** R**2100**
AL3	DIA. 3 mm	1SNA **163 261** R**0000**
AL4-M3	DIA. 4 mm	1SNA **206 721** R**0100**
FC2	DIA. 2 mm	1SNA **007 865** R**2600**
FC4	DIA. 4 mm	1SNA **167 860** R**0100**
BJM10	2 to 10 poles	(1)
BJMI10	2 to 10 poles	(1)

RC65 - RC610 RC810 RC1010

MB 70/10.L...
MB 70/10.P...

Spacing 10 mm *(.394")* with single connection point

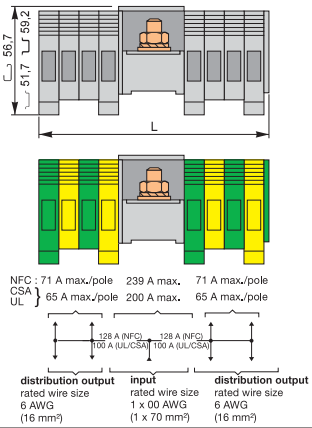

Colour	Phases	Nb of blocks	L mm	Type	Part numbers
Grey		2x1	54	**MB 70/10.L2**	1SNA **115 335** R**1200**
Grey		2x2	74	**MB 70/10.L4**	1SNA **115 336** R**1300**
Grey		2x3	94	**MB 70/10.L6**	1SNA **115 337** R**1400**
Grey		2x4	114	**MB 70/10.L8**	1SNA **115 338** R**2500**
Ground (no electrical connection to rail)					
Green-Yellow		2x1	54	**MB 70/10.P2**	1SNA **165 350** R**1700**
Green-Yellow		2x2	74	**MB 70/10.P4**	1SNA **165 351** R**0400**
Green-Yellow		2x3	94	**MB 70/10.P6**	1SNA **165 352** R**0500**
Green-Yellow		2x4	114	**MB 70/10.P8**	1SNA **165 353** R**0600**

Characteristics

Wire size		IEC NFC DIN	UL	CSA
Compression clamp	Rigid	0,5-16 mm²	22-6 AWG	14-6 AWG
	Flexible	0,5-10 mm²	22-6 AWG	14-6 AWG
Lugs	Max.	95 mm²	00 AWG	00 AWG max.
	Rated	70 mm²	00 AWG	00 AWG max.

Voltage			
Rated	800 V	600 V	600 V
Impulse withstand	8 kV		
Pollution degree	3		

Current					
Rated	Short-circuit	63A	1200A/1s	200 A	200 A

Wire size			
Rated / Gauge	10 mm²	6 AWG	6 AWG

Wire strip. length	Recomm. screwdriver	Recomm. torque (screws)	Recomm. torque (lugs)
12 mm	5,5-6 mm	1,2-1,4 Nm	6 Nm
.47"	*.22-.24"*	*10.6-12.3 lb.in*	*52 lb.in*

Type		Part numbers
AL2	DIA. 2 mm	1SNA **163 043** R**2100**
AL3	DIA. 3 mm	1SNA **163 261** R**0000**
AL4-M3	DIA. 4 mm	1SNA **206 721** R**0100**
FC2	DIA. 2 mm	1SNA **007 865** R**2600**
FC4	DIA. 4 mm	1SNA **167 860** R**0100**
BJM10	2 to 4 poles	(1)
BJMI10	2 to 4 poles	(1)

RC65 - RC610 RC810 RC1010

MB 2x70/10.L...
MB 2x70/10.P...

Spacing 10 mm *(.394")* with double connection point

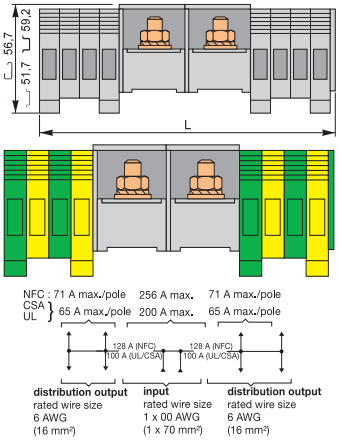

Colour	Phases	Nb of blocks	L mm	Type	Part numbers
Grey		2x4	143	**MB 2x70/10.L8**	1SNA **115 342** R**2100**
Ground (no electrical connection to rail)					
Green-Yellow		2x4	143	**MB 2x70/10.P8**	1SNA **165 357** R**0200**

Characteristics

Wire size		IEC NFC DIN	UL	CSA
Compression clamp	Rigid	0,5-16 mm²	22-6 AWG	14-6 AWG
	Flexible	0,5-10 mm²	22-6 AWG	14-6 AWG
Lugs	Max.	2x95 mm²	00 AWG	00 AWG max.
	Rated	2x70 mm²	00 AWG	00 AWG max.

Voltage			
Rated	800 V	600 V	600 V
Impulse withstand	8 kV		
Pollution degree	3		

Current					
Rated	Short-circuit	63A	1200A/1s	200 A	200 A

Wire size			
Rated / Gauge	10 mm²	6 AWG	6 AWG

Wire strip. length	Recomm. screwdriver	Recomm. torque (screws)	Recomm. torque (lugs)
12 mm	5,5-6 mm	1,2-1,4 Nm	6 Nm
.47"	*.22-.24"*	*10.6-12.3 lb.in*	*52 lb.in*

Type		Part numbers
AL2	DIA. 2 mm	1SNA **163 043** R**2100**
AL3	DIA. 3 mm	1SNA **163 261** R**0000**
AL4-M3	DIA. 4 mm	1SNA **206 721** R**0100**
FC2	DIA. 2 mm	1SNA **007 865** R**2600**
FC4	DIA. 4 mm	1SNA **167 860** R**0100**
BJM10	2 to 4 poles	(1)
BJMI10	2 to 4 poles	(1)

RC65 - RC610 RC810 RC1010

Note : (1) See section : accessories

Single pole distribution blocks

DIN 3

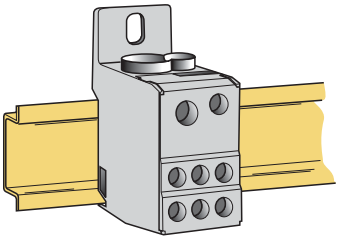

BADL	⌴	th. 9 mm	1SNA **399 903** R0200
BAM2	⌴	th. 10 mm	1SNA **206 351** R1600
BAR	⌴	th. 10 mm	1SNA **164 338** R0600
BAMH	⌴⌴	th. 9,1 mm	1SNA **114 836** R0000
BAMH	⌴⌴	th. 9,1 mm	1SNA **194 836** R0100
PR3.Z2	⌴	35 x 7,5 x 1	1SNA **174 300** R1700
PR4	⌴	35 x 15 x 2,3	1SNA **168 500** R1200
PR5	⌴	35 x 15 x 1,5	1SNA **168 700** R2200
PR1.Z2	⌴	32 x 15 x 1,5	1SNA **163 050** R0400

Other end stops, rails and accessories : see section on accessories.

BRU 80 A

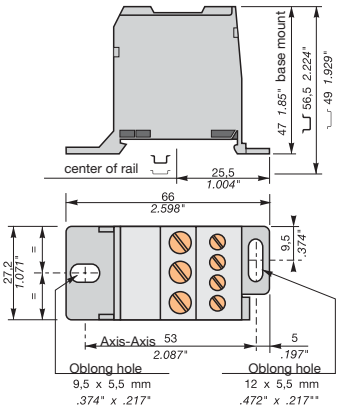

Three holes on unit top allow wire entry from top or bottom.
Rail (DIN 3) or base mount with 2 x M5 screws. Unit may be mounted horizontally or vertically.
Finger contact protection IP 20.

Type	P/N
Grey body **BRU 80 A**	1SNA **356 208** R2500

BRU 125 A

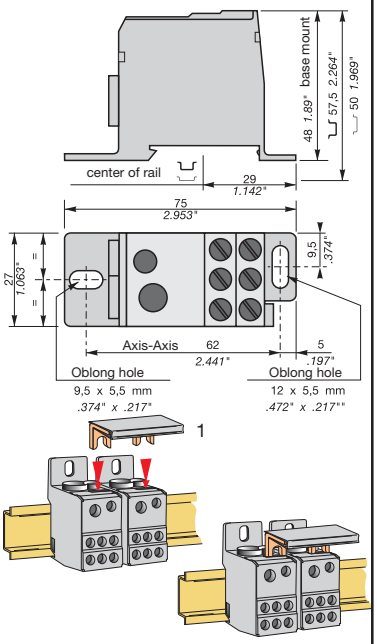

Rail (DIN 3) or base mounted (M5 screw)
Colour : grey

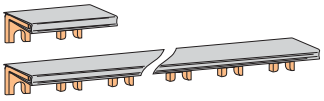

Jumper bar : 2 spades 20 mm² or 8 spades 20 mm² (to be cut)

Type	P/N
Grey body **BRU 125 A**	1SNA **356 204** R1100

BRU 160 A

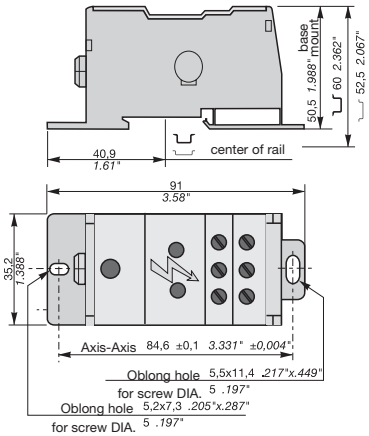

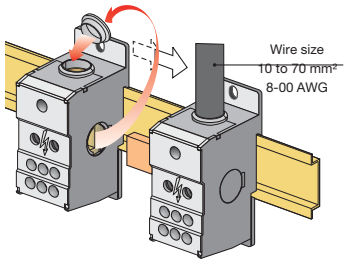

Rail (DIN 3) or base mounted (M5 screw)
Colour : grey

Type	P/N
Grey body **BRU 160 A**	1SNA **356 200** R2100

Characteristics

	IEC	UL/CSA	IEC	UL/CSA	IEC	UL/CSA
Rated voltage	690 V	600 V	690 V	600 V	690 V	600 V
Rated current	80 A	80 A	125 A	125 A	160 A	160 A
Inputs (maximum wire size)	2,5 - 16 mm²	14 - 4 AWG			10 - 70 mm²	8 - 00 AWG
left input wire size			10 -35 mm²	8 -2 AWG		
right input wire size			6 -16 mm²	10 -6 AWG		
Recommended torque	1.5 Nm	1.5 Nm	3,5 Nm	31 lb.in	4 Nm	35 lb.in
Recommended torque wrench			Allen key/4 mm	Allen key/4 mm	6 flats/5 mm	6 flats/5 mm
Outputs						
with ferrules			4 x 2,5 to 16 mm²	14 AWG to 6 AWG		
without ferrules			6 x 2,5 to 16 mm²	14 AWG to 6 AWG	6 x 2,5 to 16 mm²	14 AWG to 6 AWG
Recommended torque			2 Nm	17.6 lb.in	2 Nm	17.6 lb.in
wire size with/without ferrule	2 x 16 mm²	14 AWG to 4 AWG				
Recommended torque	1,5 Nm	1,5 Nm				
wire size with or without ferrule	4 x 2.5 to 6 mm²	14 AWG to 10 AWG				
Recommended torque	0.8 Nm	0.8 Nm				
Screwdriver	Posidriv Z2 or flat		Posidriv Z2 or flat		Posidriv Z2 or flat	
Weight	73 gr *0.16 lb*		137 gr *0.3 lb*		234 gr *0.516 lb*	

Accessories

				Type		P/N
1	Jumper bar			Coupling with wire (6 - 16 mm²)		
				PCF.1.2	2 spades	1SNA **356 205** R1200
				PCF.1.8	8 spades	1SNA **356 206** R1300
2	Busbar	16 x 5 mm	160 A			
				BO 16/5	2 poles	1SNA **356 201** R1600
				BO 16/5	3 poles	1SNA **356 202** R1700
				BO 16/5	4 poles	1SNA **356 203** R1000

Single pole distribution blocks

DIN 3

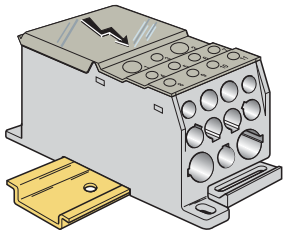

BADL	⌴	th. 9 mm	1SNA **399 903** R0200
BAM2	⌴	th. 10 mm	1SNA **206 351** R1600
BAR	⌴	th. 10 mm	1SNA **164 338** R0600
BAMH	⌴ ⌴	th. 9,1 mm	1SNA **114 836** R0000
BAMH	⌴ ⌴	th. 9,1 mm	1SNA **194 836** R0100
PR3.Z2	⌴	35 x 7,5 x 1	1SNA **174 300** R1700
PR4	⌴	35 x 15 x 2,3	1SNA **168 500** R1200
PR5	⌴	35 x 15 x 1,5	1SNA **168 700** R2200
PR1.Z2	⌴	32 x 15 x 1,5	1SNA **163 050** R0400

Other end stops, rails and accessories : see section on accessories.

BRU 175

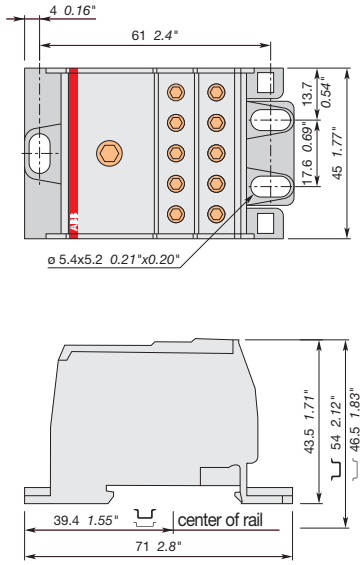

BRU 250 A

BRU 400 A

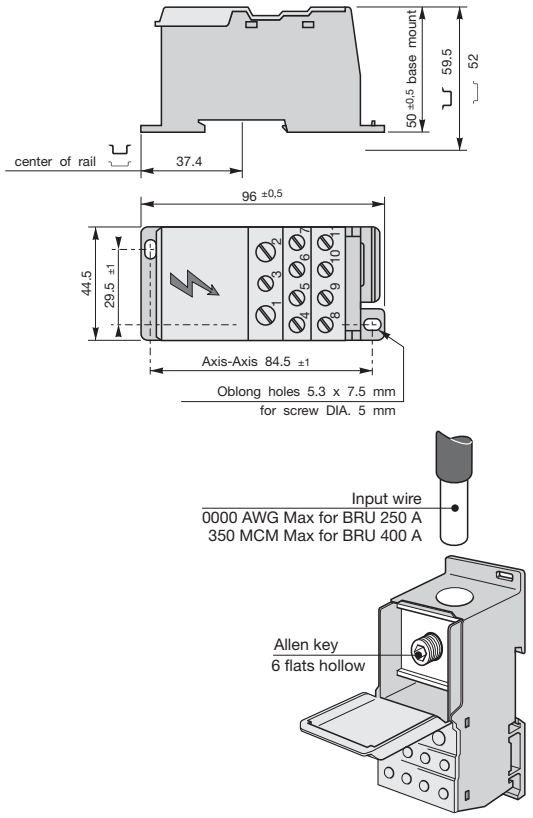

Type	P/N
Grey body **BRU 175**	1SNA **356 212** R0000

Type	P/N
Grey body **BRU 250 A**	1SNA **179 657** R1500
Black body **BRU 250 ALU**	1SNA **356 207** R1400

Type	P/N
Grey body **BRU 400 A**	1SNA **179 650** R2200

Characteristics

	BRU 175 IEC	BRU 175 UL/CSA	BRU 250 A IEC	BRU 250 A UL/CSA	BRU 400 A IEC	BRU 400 A UL/CSA
Rated voltage	690 V	600 V	690 V	600 V	690 V	600 V
Rated current	175 A	175 A	250 A	230 A	400 A	310 A
Input (min. - max. wire size)	16 - 70 mm²	6 AWG - 2/0 AWG	35 - 120 mm²	2 - 0000 AWG	95 - 185 mm²	000 AWG - 350 MCM
Recommended torque	6 Nm	55.2 lb.in	19 Nm	170 lb.in	25 Nm	230 lb.in
Allen key	6 flats/5 mm	6 flats/5 mm	6 flats/6 mm	6 flats/6 mm	6 flats/8 mm	6 flats/8 mm
Outputs						
wire size with ferrule	10 x 2,5 to 16 mm²	10 x14AWG to 4AWG	2 x 2,5 to 25 mm²	2x14AWG to 4AWG	2 x 2,5 to 25 mm²	2x14AWG to 4AWG
wire size without ferrule	10 x 2,5 to 16 mm²	10 x14AWG to 4AWG	2 x 2,5 to 35 mm²	2x14AWG to 2AWG	2 x 2,5 to 35 mm²	2x14AWG to 2AWG
Recommended torque	3 Nm	27.6 lb.in	3,5 Nm	31 lb.in	3,5 Nm	31 lb.in
wire size with/without ferrule			5 x 2,5 to 16 mm²	5x14AWG to 6AWG	5 x 2,5 to 16 mm²	5x14AWG to 6AWG
Recommended torque			2 Nm	18 lb.in	2 Nm	18 lb.in
wire size with or without ferrule			4 x 2,5 to 10 mm²	4x14AWG to 8AWG	4 x 2,5 to 10 mm²	4x14AWG to 8AWG
Recommended torque			2 Nm	18 lb.in	2 Nm	18 lb.in

Weight	BRU 175	BRU 250 A	BRU 250 ALU	BRU 400 A
	230 gr	450 gr	220 gr	450 gr
	0.507 lb	*0.992 lb*	*0.485 lb*	*0.992 lb*

Accessories

Type	P/N

Three and four pole distribution blocks

DIN 3

Three pole

Four pole

BADL		th. 9 mm	1SNA **399 903** R0200
BAM2		th. 10 mm	1SNA **206 351** R1600
BAR		th. 10 mm	1SNA **164 338** R0600
BAMH		th. 9,1 mm	1SNA **114 836** R0000
BAMH		th. 9,1 mm	1SNA **194 836** R0100
PR3.Z2		35 x 7,5 x 1	1SNA **174 300** R1700
PR4		35 x 15 x 2,3	1SNA **168 500** R1200
PR5		35 x 15 x 1,5	1SNA **168 700** R2200
PR1.Z2		32 x 15 x 1,5	1SNA **163 050** R0400

Other end stops, rails and accessories : see section on accessories.

BRT 115 A

Three pole

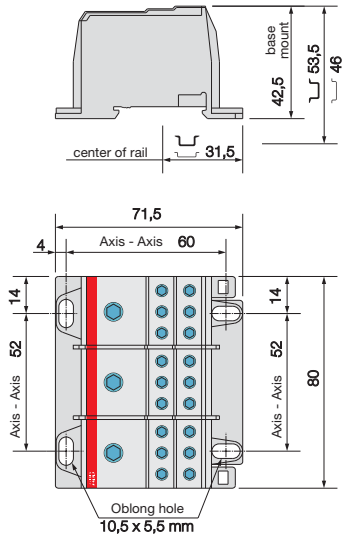

Type	P/N
Grey body **BRT 115 A**	1SNA **356 209** R2600

BRT 175 A

Three pole

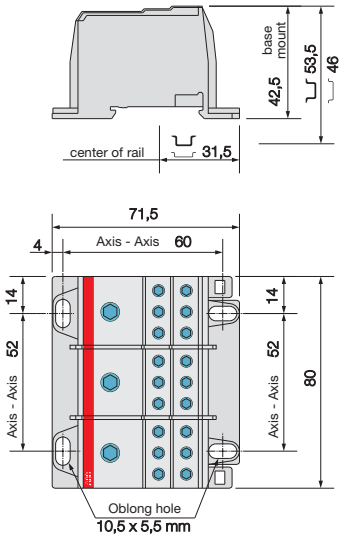

Type	P/N
Grey body **BRT 175 A**	1SNA **356 210** R2100

BRTC 125 A

Four pole

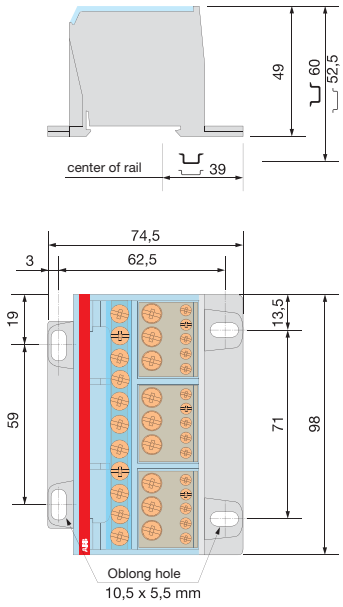

Type	P/N
Grey body **BRTC 125 A**	1SNA **356 211** R0700

Characteristics

	IEC	UL/CSA	IEC	UL/CSA	IEC	UL/CSA
Rated voltage	690 V	600 V	690 V	600 V	690 V	
Rated current	125 A	115 A	175 A	175 A	125 A	
Inputs	10 to 35 mm²	8 to 2 AWG	16 to 70 mm²	6 to 2/0 AWG	10 to 35 mm²	
Recommended torque	6 Nm	53.1 lb. in	6 Nm	53.1 lb. in	1,5 to 3 Nm	
Recommended torque wrench	6 flats 4mm		6 flats 5 mm			
Outputs	6 x 2,5 to 16 mm²	6 x 14 to 4 AWG	6 x 2,5 to 16 mm²	6 x 14 to 4 AWG	5 x 1 to 6 mm² 2 x 1,5 to 10 mm²	
Recommended torque	3 Nm	26.53 lb. in	3 Nm	26.53 lb. in	0,8 to 1,2 Nm	
Recommended torque wrench	6 flats 3mm		6 flats 3mm			
Neutral					6 x 1,5 to 10 mm² 4 x 1,5 to 6 mm²	
Recommended torque					0,8 to 1,2 Nm	
	Weight		**Weight**		**Weight**	
	400 gr		400 gr		320 gr	

Accessories

	Type	P/N	Type	P/N	Type	P/N
1 Jumper bar	Coupling with wire		Coupling with wire		Coupling with wire	

Four pole distribution blocks

DIN 3

BADL		th. 9 mm	1SNA **399 903** R0200
BAM2		th. 10 mm	1SNA **206 351** R1600
BAR		th. 10 mm	1SNA **164 338** R0600
BAMH		th. 9,1 mm	1SNA **114 836** R0000
BAMH		th. 9,1 mm	1SNA **194 836** R0100
PR3.Z2		35 x 7,5 x 1	1SNA **174 300** R1700
PR4		35 x 15 x 2,3	1SNA **168 500** R1200
PR5		35 x 15 x 1,5	1SNA **168 700** R2200
PR1.Z2		32 x 15 x 1,5	1SNA **163 050** R0400

Other end stops, rails and accessories : see section on accessories.

BRT 80 A

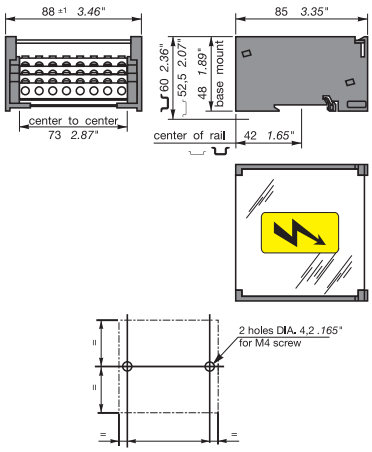

Rail or base mounted
Colour : grey

Type **P/N**

Grey body
BRT 80 A 1SNA **179 534** R2200

Characteristics	IEC	UL	CSA
Rated voltage	600 V	600 V	
Rated current	80 A	65 A	
Short circuit current	21,6 kA / 3 kA 1s.	21,6 kA	
Input (with ferrule)	16 mm²	6 AWG	
Input (without ferrule)			
Outputs (with ferrule)	8 x 10 mm²	8 x 8 AWG	
Weight			
	210 gr		
	0.463 lb		

Accessories **Type** **P/N**

BRT 125 A

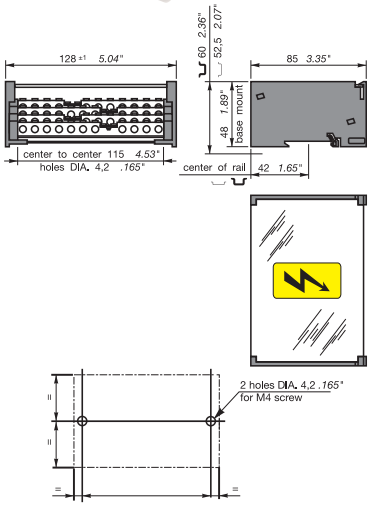

Rail or base mounted
Colour : grey

Type **P/N**

Grey body
BRT 125 A 1SNA **179 535** R2300

Characteristics	IEC	UL	CSA
Rated voltage	600 V		
Rated current	125 A		
Short circuit current	29,6 kA / 4,2 kA 1s.		
Input (with ferrule)	2 x 25 mm²		
Input (without ferrule)	2 x 35 mm²		
Outputs (with ferrule)	10 x 16 mm²		
Weight			
	300 gr		
	0.661 lb		

Accessories **Type** **P/N**

BRT 160 A

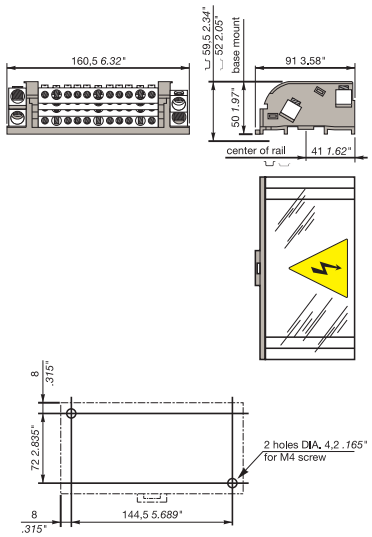

Rail or base mounted
Colour : grey

Type **P/N**

Grey body
BRT 160 A 1SNA **179 892** R2200

Characteristics	IEC	UL	CSA
Rated voltage	600 V		
Rated current	160 A		
Short circuit current	20 kA / 6,2 kA 1s.		
Input (with ferrule)	10 to 50 m²		
Input (without ferrule)			
Outputs (with ferrule)	3 x 6 to 35 mm²		
	8 x 2,5 to 16 mm²		
Weight			
	380 gr		
	0.837 lb		

Accessories **Type** **P/N**

Terminal blocks

H - Special applications

Summary

1. ATEX terminal blocks for explosive atmospheres 351

2. Terminal blocks for railway applications and blocks mounted on reinforced rail type 2 379

3. Other terminal blocks for special applications 433

Terminal Blocks **entrelec**® : The best in connection

Introducing the new ABB ATEX certified Terminal Block **entrelec**® range

As one of the world leaders in connection technology and the world's leading supplier to the oil and gas transportation industry, ABB is pleased to introduce you to its dedicated terminal block range for safe use in explosive atmospheres.

The range is certified to the highest possible certification level of the new ATEX 94/9/EC European directive and offers maximized safety to offer you true security products.

Safe use and Applications

ABB's dedicated ATEX range is designed and certified for use in all industries with potentially explosive atmospheres caused by gas or dust inflammation such as: petrochemical industries, off shores installations, mines industries, flour mills, silos … etc…

The following pages are meant to provide you with some basic information relative to the ATEX directive and protection methods particularly suitable for terminal blocks.

We insist on the increased demand for safety required by the ATEX directive and describe what has been the design and manufacturing choice of ABB to provide you with true security products.

Comprehensive range

The ATEX terminal block range provides terminal blocks in the three main technologies: screw clamp, spring clamp and ADO system® in feed through (grey), neutral (blue) and ground versions. ABB ATEX terminal block range is available in V0 (per UL94) material.

As we are constantly extending our product portfolios, please do not hesitate to contact your local sales if you would like to request an ATEX certified terminal block not mentioned in these pages.



Terminal blocks

H - Special applications

H1 - ATEX terminal blocks for explosive atmospheres

Summary

Screw clamp connection DIN 1 - 3

Standard and ground terminal blocks 352
Double deck terminal blocks 355
Three level sensor terminal blocks 356
Safety connection terminal blocks 357
Thermocouple terminal blocks 358

Power terminal blocks 359

Screw clamp miniblocks DIN 2 362

Spring clamp connection DIN 3

Standard and ground terminal blocks 363

Spring clamp miniblocks DIN 2 and base mount 367

ADO System® - Screw clamp connection DIN 3

Standard and ground terminal blocks 368
Double deck terminal blocks 370

ADO System® connection DIN 3

Standard and ground terminal blocks 371
Double deck terminal blocks 373

ADO System® - Screw clamp connection miniblocks DIN 2 - 3 and base mount 374

ADO System® connection miniblocks DIN 2 - 3 376

Standard and ground Terminal blocks

Screw clamp ⊂ ⊔ **DIN 1-3**

Exe and Exi voltage ratings apply to terminal blocks only without any accessory and mounted on DIN 3 rail. The use of ground terminal blocks do not decrease the standard terminal block's voltage ratings.
For the terminal block voltage rating with its accessories, consult our "ATEX technical instructions sheet for safe mounting".

End stop	⊔	th. 9 mm	**BADL**	1SNA **399 903** R02**00**
End stop	⊔	th. 10 mm	**BAM2**	1SNA **206 351** R16**00**
End stop	⊂	th. 10 mm	**BAR**	1SNA **164 338** R06**00**
Rail	⊂	35 x 7,5 x 1	**PR3.Z2**	1SNA **174 300** R17**00**
Rail	⊔	35 x 15 x 2,3	**PR4**	1SNA **168 500** R12**00**
Rail	⊔	35 x 15 x 1,5	**PR5**	1SNA **168 700** R22**00**
Rail	⊂	32 x 15 x 1,5	**PR1.Z2**	1SNA **163 050** R04**00**

Other end stops, rails and accessories : see section on accessories.

MA 2,5/5...Ex

Spacing 5 mm .200"

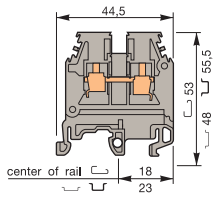

Standard 5 mm block

MA 2,5/5.P.Ex

Spacing 5 mm .200"

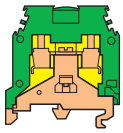

Terminal block for ground wire.

M 4/6...Ex

Spacing 6 mm .238"

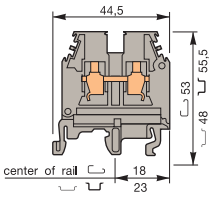

Standard 6 mm block

M 4/6.P.Ex

Spacing 6 mm .238"



Terminal block for ground wire.

		Type	P/N	Type	P/N
Standard blocks UL 94 V0	Grey body	**MA 2,5/5.Ex**	1SNA **146 014** R13**00**	**M 4/6.Ex**	1SNA **146 001** R27**00**
	Blue body	**MA 2,5/5.N.Ex**	1SNA **146 015** R14**00**	**M 4/6.N.Ex**	1SNA **146 002** R20**00**
	Green body			**M 4/6.Ex**	1SNA **146 245** R07**00**
	Yellow body			**M 4/6.Ex**	1SNA **146 285** R20**00**
Terminal blocks for ground wires UL 94 V0	Green/yellow body (with rail contact)	**MA 2,5/5.P.Ex**	1SNA **146 016** R15**00**	**M 4/6.P.Ex**	1SNA **146 023** R14**00**

Characteristics

		IEC NFC DIN	UL		IEC NFC DIN	UL				
Wire size	Rigid	0.2 - 4	22-12 AWG		0.2 - 4	22-10AWG				
	Flexible	0.22 - 2.5			0.22 - 4					
mm² / AWG										
Rated wire size	mm² / AWG	2.5 mm²	12 AWG		4 mm²	10 AWG				
Short circuit current (for ground blocks)	A / s	300 A / 1 s			480 A / 1 s					
Wire stripping length	mm / inches	10 mm / .39"			9.5 mm / .37"					
Recommended torque	Nm / lb.in	0.4-0.6 Nm / *3.5-5.3 lb-in*			0.5-0.8 Nm / *4.4-7.1 lb-in*					
Voltage	EN 60079-7 ; EN 50020	Exe : 750 V	Exi : 90 V		Exe : 750 V	Exi : 375 V				
Current		24 A			32 A					
ATEX marking		⟨Ex⟩ I M2 / M1	⟨Ex⟩ II 2GD / 1GD		⟨Ex⟩ I M2 / M1	⟨Ex⟩ II 2GD / 1GD				
		Ex e/i I / II			Ex e/i I / II					
ATEX certificate		LCIE 02 ATEX 0025U			LCIE 02 ATEX 0014U					

Accessories

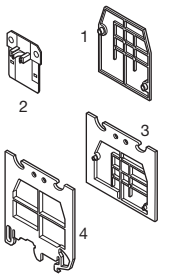

			Type	P/N	Type	P/N
1	End section	grey	FEM6 • th. 2,8	1SNA **146 259** R15**00**	FEM6 • th. 2,8	1SNA **146 259** R15**00**
		blue	FEM6 • th. 2,8	1SNA **199 302** R07**00**	FEM6 • th. 2,8	1SNA **199 302** R07**00**
		yellow	FEM6 • th. 2,8	1SNA **199 305** R02**00**	FEM6 th. 2,8	1SNA **199 305** R02**00**
		orange	FEM6 • th. 2,8	1SNA **103 126** R16**00**	FEM6 • th. 2,8	1SNA **103 126** R16**00**
		green	FEM6 • th. 2,8	1SNA **103 125** R15**00**	FEM6 • th. 2,8	1SNA **103 125** R15**00**
2	Circuit separator	grey	SCMA5	1SNA **116 728** R25**00**	SCM6 •	1SNA **113 003** R10**00**
3	Separator end section (block)	grey	SCF6 th. 3	1SNA **118 707** R03**00**	SCF6 th. 3	1SNA **118 707** R03**00**
4	Separator end section (rail)	grey	SCFM6 th. 3	1SNA **114 825** R05**00**	SCFM6 th. 3	1SNA **114 825** R05**00**

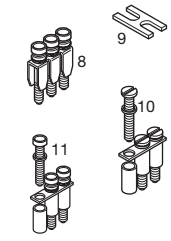

			Type	P/N	Type	P/N
8	Preassembled jumper bar *IP 20 touchproof*	2 poles	BJMI5 (1) •	1SNA **176 278** R16**00**	BJMI6 (1) •	1SNA **176 663** R00**00**
		3 poles	BJMI5 (1) •	1SNA **176 279** R17**00**	BJMI6 (1) •	1SNA **176 664** R01**00**
		4 poles	BJMI5 (1) •	1SNA **176 280** R05**00**	BJMI6 (1) •	1SNA **176 665** R02**00**
	not IP20	5 poles	BJMI5 (1) •	1SNA **176 281** R22**00**	BJMI6 (1) •	1SNA **176 666** R03**00**
	see section : accessories	10 poles	BJMI5 (1) •	1SNA **176 282** R23**00**	BJMI6 (1) •	1SNA **176 667** R04**00**
9	Connector plate		EL6 •	1SNA **173 627** R21**00**	EL6 •	1SNA **173 627** R21**00**
10	Jumper bar not preassembled Post + screw + washer	20 poles	BJS5 (1)	1SNA **177 652** R06**00**		
			EV5 •	1SNA **168 629** R16**00**		
11	Jumper bar not preassembled Post + washer + captive screw IP20	20 poles			BJS6 (1) •	1SNA **174 784** R20**00**
					EV6I •	1SNA **206 394** R02**00**
12	Comb-type jumper bar Isolating cover	10 poles	PC5 (3) •	1SNA **113 544** R12**00**	PC6 (3) •	1SNA **113 548** R26**00**
			EIP •	1SNA **113 550** R24**00**	EIP •	1SNA **113 550** R24**00**
13	Shielding connector	th. 0.5	CBM5 •	1SNA **178 745** R14**00**	CBM5 •	1SNA **178 745** R14**00**
		th. 0.8	CBM8 •	1SNA **178 746** R15**00**	CBM8 •	1SNA **178 746** R15**00**
14	Protection label	4 blocks			EP6 •	1SNA **163 427** R17**00**
	Screw for protection label				VSP6 •	1SNA **163 433** R15**00**
			• *These accessories cannot be mounted on MA 2,5/5.P.Ex block*		• *These accessories cannot be mounted on M 4/6.P.Ex block*	
R	See markers section		RC 55 - RC510		RC 65 - RC610	

Other accessories see section accessories

(1) A circuit separator **SC** is required with the use of these accessories. (2) Use of these accessories requires the cut-out of the block body (precut). (3) For other configurations of poles, see accessories.

Standard and ground Terminal blocks

Screw clamp ⊏ ⊔ **DIN 1-3**

Exe and Exi voltage ratings apply to terminal blocks only without any accessory and mounted on DIN 3 rail. The use of ground terminal blocks do not decrease the standard terminal block's voltage ratings.
For the terminal block voltage rating with its accessories, consult our "ATEX technical instructions sheet for safe mounting".

End stop	⊔	th. 9 mm	**BADL**	1SNA **399 903** R0200
End stop	⊔	th. 10 mm	**BAM2**	1SNA **206 351** R1600
End stop	⊏	th. 10 mm	**BAR**	1SNA **164 338** R0600
Rail	⊏⊔	35 x 7,5 x 1	**PR3.Z2**	1SNA **174 300** R1700
Rail	⊔	35 x 15 x 2,3	**PR4**	1SNA **168 500** R1200
Rail	⊔	35 x 15 x 1,5	**PR5**	1SNA **168 700** R2200
Rail	⊏	32 x 15 x 1,5	**PR1.Z2**	1SNA **163 050** R0400

Other end stops, rails and accessories : see section on accessories.

M 6/8...Ex

Spacing 8 mm .315"

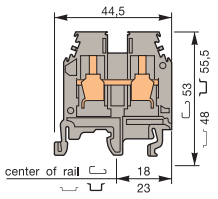

Standard 8 mm block

M 6/8.P.Ex

Spacing 8 mm .315"

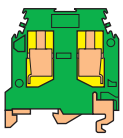

Terminal block for ground wire.

M 10/10...Ex

Spacing 10 mm .394"

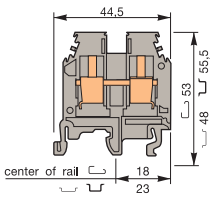

Standard 10 mm block

M 10/10.P.Ex

Spacing 10 mm .394"

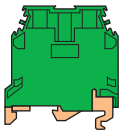

Terminal block for ground wire.
(M 10/10.P.Ex closed terminal block)

M 16/12...Ex

Spacing 12 mm .473"

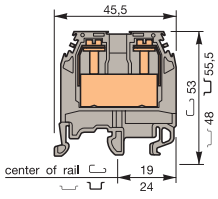

Standard 12 mm block with partition

M 16/12.P.Ex

Spacing 12mm .473"

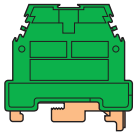

Terminal block for ground wire.
(M 16/12.P.Ex closed terminal block)

		Type	P/N	Type	P/N	Type	P/N
Standard blocks UL 94 V0	Grey body	**M 6/8.Ex**	1SNA **146 003** R2100	**M 10/10.Ex**	1SNA **146 005** R2300	**M 16/12.Ex**	1SNA **146 027** R1000
	Blue body	**M 6/8.N.Ex**	1SNA **146 004** R2200	**M 10/10.N.Ex**	1SNA **146 006** R2400	**M 16/12.N.Ex**	1SNA **146 028** R2100
Terminal blocks for ground wires UL 94 V0	Green/yellow body (with rail contact)	**M 6/8.P.Ex**	1SNA **146 022** R1300	**M 10/10.P.Ex**	1SNA **146 021** R1200	**M 16/12.P.Ex**	1SNA **146 043** R2000

Characteristics

		IEC NFC DIN	UL		IEC NFC DIN	UL		IEC NFC DIN	UL	
Wire size	Rigid	0.5 - 10	22-8 AWG		0.5 - 16	20-6 AWG		0.5 - 25	18-6 AWG	
	Flexible	0.5 - 6			0.5 - 10			0.5 - 16		
mm² / AWG										
Rated wire size	mm² / AWG	6 mm²	8 AWG		10 mm²	6 AWG		16 mm²	4 AWG	
Short circuit current (for ground blocks)	A / s	720 A/1 s			1200 A/1 s			1920 A/1 s		
Wire stripping length	mm / inches	12 mm / .47"			12 mm / .47"			14 mm / .55"		
Recommended torque	Nm / lb.in	0.8-1 Nm / 7.1-8.9 lb-in			1.2-1.4 Nm / 10.6-12.3 lb-in			1.2-1.4 Nm / 10.6-12.3 lb-in		
Voltage	EN 60079-7 / - II ; EN 50020	Exe : 420 V	Exi : 190 V		Exe : 420 V	Exi : 190 V		Exe : 550 V	Exi : 375 V	
Current		41 A			57 A			76 A		
ATEX marking		Ⓔx I M2 / M1	Ⓔx II 2GD / 1GD		Ⓔx I M2 / M1	Ⓔx II 2GD / 1GD		Ⓔx I M2 / M1	Ⓔx II 2GD / 1GD	
		Ex e/i I / II			Ex e/i I / II			Ex e/i I / II		
ATEX certificate		LCIE 02 ATEX 0014U			LCIE 02 ATEX 0014U			LCIE 02 ATEX 0014U		

Accessories

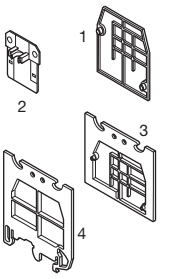

			Type	P/N	Type	P/N	Type	P/N
1	End section	grey	FEM6 • th. 2,8	1SNA **146 259** R1500	FEM6 • th. 2,8	1SNA **146 259** R1500	FEM12 • th. 2,8	1SNA **146 270** R1400
		blue	FEM6 • th. 2,8	1SNA **199 302** R0700	FEM6 • th. 2,8	1SNA **199 302** R0700	FEM12 • th. 2,8	1SNA **128 618** R0300
		yellow	FEM6 • th. 2,8	1SNA **199 305** R0200	FEM6 th. 2,8	1SNA **199 305** R0200	FEM12 • th. 2,8	1SNA **103 065** R2400
		orange	FEM6 • th. 2,8	1SNA **103 126** R1600	FEM6 • th. 2,8	1SNA **103 126** R1600	FEM12 • th. 2,8	1SNA **198 618** R0200
		green	FEM6 • th. 2,8	1SNA **103 125** R1500	FEM6 • th. 2,8	1SNA **103 125** R1500		
2	Circuit separator	grey	SCM6	1SNA **113 003** R1000	SCM6	1SNA **113 003** R1000		
3	Separator end section (block)	grey	SCF6 th. 3	1SNA **118 707** R0300	SCF6 • th. 3	1SNA **118 707** R0300	SCF 12 •	1SNA **113 102** R1000
4	Separator end section (rail)	grey	SCFM6 th. 3	1SNA **114 825** R0500	SCFM6 th. 3	1SNA **114 825** R0500	SCFM6	1SNA **114 825** R0500

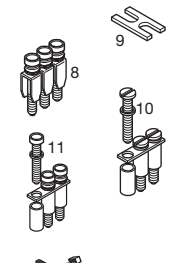

8	Preassembled	2 poles	BJMI8 (1) •	1SNA **176 669** R1600	BJMI10 (1) •	1SNA **176 675** R0400	BJMI12 (2) •	1SNA **179 626** R0600
	jumper bar *IP 20 touchproof*	3 poles	BJMI8 (1) •	1SNA **176 670** R1300	BJMI10 (1) •	1SNA **176 676** R0500	BJMI12 (2) •	1SNA **179 628** R1000
		4 poles	BJMI8 (1) •	1SNA **176 671** R0000	BJMI10 (1) •	1SNA **176 677** R0600	BJMI12 (2) •	1SNA **179 629** R1100
	not IP20	5 poles	BJMI8 (1) •	1SNA **176 672** R0100	BJMI10 (1) •	1SNA **176 678** R1700	BJMI12 (2) •	1SNA **179 630** R1600
	see section : accessories	10 poles	BJMI8 (1) •	1SNA **176 673** R0200	BJMI10 (1) •	1SNA **176 679** R1000	BJMI12 (2) •	1SNA **179 631** R0300
9	Connector plate		EL6 •	1SNA **173 627** R2100				
10	Jumper bar not preassembled Post + screw + washer	20 poles					BJS12 (2) •	1SNA **177 653** R0700
							EV12 •	1SNA **168 664** R1100
11	Jumper bar not preassembled Post + washer + captive screw IP20	20 poles	BJS8 (1)	1SNA **174 789** R0500	BJS10(1) •	1SNA **177 654** R0000		
			EV6I •	1SNA **206 394** R0200	EV6I •	1SNA **206 394** R0200		
12	Comb-type jumper bar Isolating cover	10 poles	PC8 (3) •	1SNA **163 313** R2400	PC10 •	1SNA **163 315** R2600		
13	Shielding connector	th. 0.5						
		th. 0.8						
14	Protection label	3 blocks	EP6 •	1SNA **163 427** R1700	EP8 •	1SNA **163 428** R2000	EP10 •	1SNA **163 429** R2100
		4 blocks	EP8 •	1SNA **163 428** R2000	EP10 •	1SNA **163 429** R2100	EP12 •	1SNA **163 430** R2600
	Screw for protection label		VSP6 •	1SNA **163 433** R1500	VSP6 •	1SNA **163 433** R1500	VSP12 •	1SNA **163 432** R1400
			• *These accessories cannot be mounted on M 6/8.P.Ex block*		• *These accessories cannot be mounted on M 10/10.P.Ex block*		• *These accessories cannot be mounted on M 16/12.P.Ex block*	
R	See markers section		RC 65 - RC610 - RC810		RC 65 - RC610 - RC810		RC 65 - RC610- RC810	

Other accessories see section accessories

(1) Use of these accessories requires the cut-out of the block body (precut).

Standard and ground Terminal blocks

Screw clamp ⊂ ⊥ **DIN 1-3**

Exe and Exi voltage ratings apply to terminal blocks only without any accessory and mounted on DIN 3 rail. The use of ground terminal blocks do not decrease the standard terminal block's voltage ratings.
For the terminal block voltage rating with its accessories, consult our "ATEX technical instructions sheet for safe mounting".

End stop	⊥	th. 12 mm	**BADH**	1SNA **116 900** R**2700**
End stop	⊂	th. 12 mm	**BAEH**	1SNA **116 934** R**0400**
End stop	⊂ ⊥	th. 9,1 mm	**BAMH**	1SNA **194 836** R**0100**
Rail	⊔	35 x 7,5 x 1	**PR3.Z2**	1SNA **174 300** R**1700**
Rail	⊥	35 x 15 x 2,3	**PR4**	1SNA **168 500** R**1200**
Rail	⊥	35 x 15 x 1,5	**PR5**	1SNA **168 700** R**2200**
Rail	⊂	32 x 15 x 1,5	**PR1.Z2**	1SNA **163 050** R**0400**

M 35/16...Ex

Spacing 16 mm .630" ⊂ ⊥ **DIN 1-3**

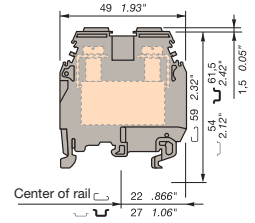

Standard 16 mm block with partition

M 70/22...Ex

Spacing 22mm .866" ⊥ **DIN 3**

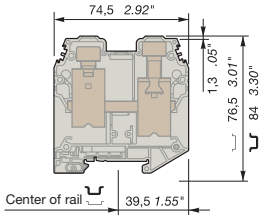

Standard 22 mm block with partition

M 95/26...Ex

Spacing 26 mm 1.02" ⊥ **DIN 3**

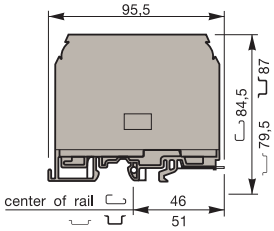

Standard 26 mm block with partition

M 35/16.P.Ex

Spacing 16 mm .630" ⊂ ⊥ **DIN 1-3**

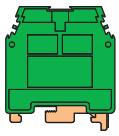

Terminal block for ground wire. (M 35/16.P.Ex closed terminal block)

M 70/22.P.Ex

Spacing 22 mm .866" ⊥ **DIN 3**

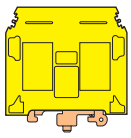

Terminal block for ground wire. (M 70/22.P.Ex closed terminal block)

M 95/26.P.Ex

Spacing 26 mm 1.02" ⊥ **DIN 3**

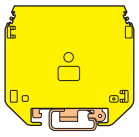

Terminal block for ground wire. (M 95/26.P.Ex closed terminal block)

		Type	P/N	Type	P/N	Type	P/N
Standard blocks UL 94 V0	Grey body	**M 35/16.Ex**	1SNA **146 029** R**2200**	**M 70/22.Ex**	1SNA **146 025** R**1600**	**M 95/26.Ex**	1SNA **146 020** R**2500**
	Blue body	**M 35/16.N.Ex**	1SNA **146 030** R**2700**				
Terminal blocks for ground wires UL 94 V0	Green/yellow body (with rail contact)	**M 35/16.P.Ex**	1SNA **146 044** R**2100**	**M 70/22.P.Ex**	1SNA **146 073** R**2600**	**M 95/26.P.Ex**	1SNA **146 068** R**0100**

Characteristics

		IEC NFC DIN	UL		IEC NFC DIN	UL		IEC NFC DIN	UL	
Wire size	Rigid	1 - 50	10-0 AWG		16 - 95	4-00 AWG		35 - 120	0000 AWG	
	Flexible	1 - 35	10-1 AWG		16 - 70			35 - 95		
mm² / AWG										
Rated wire size	mm² / AWG	35 mm²	0 AWG		70 mm²	00 AWG		95 mm²	0000 AWG	
Short circuit current (for ground blocks)	A / s	4200 A/1s			8400 A/1s			11400 A/1s		
Wire stripping length	mm / inches	17 mm / .67"			25 mm / .98"			26 mm / 1.02"		
Recommended torque	Nm / lb.in	2.8-3 Nm / *24.9-26.7 lb-in*			6-7 Nm / *53.4-62.3 lb-in*			8.5-9.5 Nm / *74-83 lb-in*		
Voltage	EN 60079-7 ; EN 50020	Exe : 750 V	Exi : 375 V		Exe : 660 V	Exi : 375 V		Exe : 750 V	Exi : 375 V	
Current		125 A			192 A			232 A		
ATEX marking		⟨Ex⟩ I M2 / M1	⟨Ex⟩ II 2GD / 1GD		⟨Ex⟩ I M2 / M1	⟨Ex⟩ II 2GD / 1GD		⟨Ex⟩ I M2 / M1	⟨Ex⟩ II 2GD / 1GD	
		Ex e/i I / II			Ex e/i I / II			Ex e/i I / II		
ATEX certificate		LCIE 02 ATEX 0014U			LCIE 02 ATEX 0027U / 0023U			LCIE 02 ATEX 0022U / 0023U		

Accessories

			Type	P/N	Type	P/N	Type	P/N
1	**1** End section	grey ◻			FEM22	th. 3 ◻ 1SNA **146 269** R**1700**		
		blue ◻						
		yellow ◻						
	2 Separator end section (block)	grey ◻	SCFT1	th. 3 ◻ 1SNA **103 588**R**2600**	SCF22	th. 3 ◻ 1SNA **113 851** R**1600**		
2	**5** Preassembled jumper bar *IP 20 touchproof*	2 poles	BJMI16 (1) •	1SNA **206 217** R**0000**				
		3 poles	BJMI16 (1) •	1SNA **206 218** R**1100**				
		4 poles	BJMI16 (1) •	1SNA **206 219** R**1200**				
		5 poles	BJMI16 (1) •	1SNA **206 220** R**1700**				
		10 poles	BJMI16 (1) •	1SNA **206 221** R**0400**				
5	**6** Jumper bar not preassembled Post + screw + washer	20 poles	BJS16 (1) • 10 poles	1SNA **168 238** R**1600**	JB22-2 (2) • 2 poles	1SNK **922 302** R**0000**	JB26-2 (2) • 2 poles	1SNK **926 302** R**0000**
			EV16 •	1SNA **179 627** R**0700**	JB22-3 (2) • 3 poles	1SNK **922 303** R**0000**	JB26-3 (2) • 3 poles	1SNK **926 303** R**0000**
					JB22-5 (2) • 5 poles	1SNK **922 305** R**0000**	JB26-5 (2) • 5 poles	1SNK **926 305** R**0000**
					JB22-10 (2) • 10 poles	1SNK **922 310** R**0000**	JB26-10 (2) • 10 poles	1SNK **926 310** R**0000**
6	**7** Protection label	3 blocks	EP12 •	1SNA **163 430** R**2600**	EP223 •	1SNA **173 327** R**2400**		
		4 blocks	EP16 •	1SNA **163 431** R**1300**	EP224 •	1SNA **173 328** R**0500**		
	Screw for protection label		VSP16 •	1SNA **173 147** R**2000**	VSP22 •	1SNA **400 252** R**1200**		
7								
R			• *These accessories cannot be mounted on M 35/16.P.Ex block*		• *These accessories cannot be mounted on M 70/22.P.Ex block*		• *These accessories cannot be mounted on M 95/26.P.Ex block*	
	R See markers section		RC 65 - RC610 - RC810		RC 65 - RC610 - RC810		RC 65 - RC610- RC810	

Other accessories see section accessories

(1) A circuit separator **SC** is required with the use of these accessories. (2) Use of these accessories requires the cut-out of the block body (precut).

Double-deck terminal blocks

Screw clamp ⊏ ⊔ **DIN 1-3**

Exe and Exi voltage ratings apply to terminal blocks only without any accessory and mounted on DIN 3 rail.
For the terminal block voltage rating with its accessories, consult our "ATEX technical instructions sheet for safe mounting".

End stop	⊔	th. 12 mm	**BADH**	1SNA **116 900** R2700
End stop	⊏⊔	th. 9,1 mm	**BAMH**	1SNA **114 836** R0000
End stop	⊏⊔	th. 9,1 mm	**BAMH**	1SNA **194 836** R0100
Rail	⊏	35 x 7,5 x 1	**PR3.Z2**	1SNA **174 300** R1700
Rail	⊔	35 x 15 x 2,3	**PR4**	1SNA **168 500** R1200
Rail	⊔	35 x 15 x 1,5	**PR5**	1SNA **168 700** R2200
Rail	⊏	32 x 15 x 1,5	**PR1.Z2**	1SNA **163 050** R0400

Other end stops, rails and accessories : see section on accessories.

MA 2,5/5.D2... .Ex

Spacing 5 mm .200"

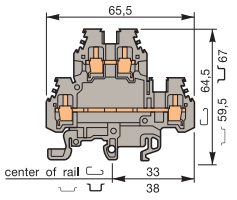

Standard 5 mm block

MA 2,5/5.D2.1.Ex

Spacing 5 mm .200"

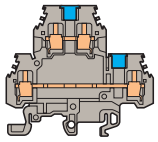

M 2,5/5.D2.Ex with partition

M 4/6.D2.Ex

Spacing 6 mm .238"

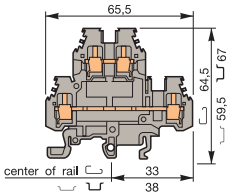

Standard 6 mm block

	Type	P/N	Type	P/N
Standard blocks UL 94 V0 ■ Grey body	**MA 2,5/5.D2.Ex** ■	1SNA **146 017** R1600	**M 4/6.D2.Ex** ■	1SNA **146 009** R0700
■ Blue body	**MA 2,5/5.D2.N.Ex** ■	1SNA **146 018** R2700		
	MA 2,5/5.D2.1.Ex ■	1SNA **146 019** R2000		

Characteristics

		IEC NFC DIN	UL		IEC NFC DIN	UL	
Wire size	Rigid	0.2 - 4	22-12 AWG		0.2 - 4	22-12 AWG	
	Flexible	0.22 - 2.5			0.22 - 4		
mm² / AWG							
Rated wire size	mm² / AWG	2.5 mm²	12 AWG		4 mm²	12 AWG	
Wire stripping length	mm / inches	9 mm / *.35"*			8.5 mm / .33"		
Recommended torque	Nm / lb.in	0.4-0.6 Nm / *3.5-5.3 lb-in*			0.5-0.8 Nm / *4.4-7.1 lb.in*		
Voltage	EN 60079-7 ; EN 50020	Exe : 380 V		Exi : 90 V	Exe : 380 V		Exi : 190 V
Current		24 A			32 A		
ATEX marking		⟨Ex⟩ I M2 / M1		⟨Ex⟩ II 2GD / 1GD	⟨Ex⟩ I M2 / M1		⟨Ex⟩ II 2GD / 1GD
		Ex e/i I / II			Ex e/i I / II		
ATEX certificate		LCIE 02 ATEX 0026U			LCIE 02 ATEX 0019U		

Accessories

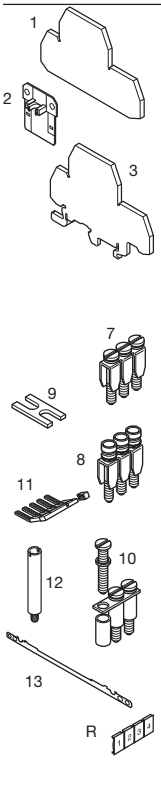

			Type	P/N	Type	P/N
1	End section	grey ■	FEM6D	th. 1 ■ 1SNA **146 260** R1200	FEM6D	th. 1 ■ 1SNA **146 260** R1200
		blue ■	FEM6	th. 1 ■ 1SNA **128 499** R2500	FEM6D	th. 1 ■ 1SNA **128 499** R2500
2	Circuit separator	grey ■	SCMA5D (3)	th. 1 ■ 1SNA **116 720** R2100	SCM6D (3)	th. 1 ■ 1SNA **113 482** R0500
		Beige ■			SCM6D (3)	th. 1 ■ 1SNA **193 482** R0600
3	Separator end section (block)	grey ■			SCF6D	th. 1 ■ 1SNA **118 495** R1700
7	Preassembled jumper bar not IP 20	2 poles	BJM5D (1) (2)	1SNA **176 226** R2200	BJM6D (1) (2)	1SNA **173 515** R1100
		3 poles	BJM5D (1) (2)	1SNA **176 227** R2300	BJM6D (1) (2)	1SNA **173 516** R1200
		4 poles	BJM5D (1) (2)	1SNA **176 228** R0400	BJM6D (1) (2)	1SNA **173 517** R1300
		5 poles	BJM5D (1) (2)	1SNA **176 229** R0500	BJM6D (1) (2)	1SNA **173 519** R2500
		10 poles	BJM5D (1) (2)	1SNA **176 230** R0200	BJM6D (1) (2)	1SNA **173 520** R2200
8	Preassembled jumper bar with IP 20 touchproof	2 poles	BJMI5D (1) (2)	1SNA **176 736** R2100	BJMI6D (1) (2)	1SNA **179 668** R2000
		3 poles	BJMI5D (1) (2)	1SNA **176 737** R2200	BJMI6D (1) (2)	1SNA **179 669** R2100
		4 poles	BJMI5D (1) (2)	1SNA **176 738** R0300	BJMI6D (1) (2)	1SNA **179 670** R2600
		5 poles	BJMI5D (1) (2)	1SNA **176 739** R0400	BJMI6D (1) (2)	1SNA **179 671** R1300
		10 poles	BJMI5D (1) (2)	1SNA **176 740** R1100	BJMI6D (1) (2)	1SNA **179 672** R1400
9	Connector plate		EL6	1SNA **173 627** R2100	EL6	1SNA **173 627** R2100
10	Jumper bar not preassembled Post + screw + washer		BJS5D (1) (2) 20 poles	1SNA **177 651** R0500	BJS61 (1) (2) 10 poles	1SNA **168 485** R2700
			EV5D	1SNA **176 260** R1000	EV6D	1SNA **168 400** R1600
11	Comb-type jumper bar Isolating cover	10 poles	PC5	1SNA **113 544** R1200	PC61	1SNA **163 311** R2200
			EIP	1SNA **113 550** R2400		
12	Vertical interconnection		ITV5	1SNA **176 259** R1300	ITV6	1SNA **168 962** R0400
13	Shielding connector	th. 0.5	CBM5D	1SNA **173 530** R2400	CBM5D	1SNA **173 530** R2400
R	See markers section		RC510		RC65 - RC610	

Other accessories see section accessories

(1) A circuit separator **SC** is required with the use of these accessories.
(2) Use of these accessories requires the cut-out of the block body (precut). (3) Except M 2,5/5.D2.1.Ex and M 4/6.D2.1.Ex

Three level sensor terminal blocks

Screw clamp ⌐ DIN 3

Exe and Exi voltage ratings apply to terminal blocks only without any accessory and mounted on DIN 3 rail.
For the terminal block voltage rating with its accessories, consult our "ATEX technical instructions sheet for safe mounting".

End stop	⌐	th. 12 mm	**BADH**	1SNA **116 900** R2700
End stop	⌐	th. 9,1 mm	**BAMH**	1SNA **194 836** R0100
Rail	⎍	35 x 7,5 x 1	**PR3.Z2**	1SNA **174 300** R1700
Rail	⌐	35 x 15 x 2,3	**PR4**	1SNA **168 500** R1200
Rail	⌐	35 x 15 x 1,5	**PR5**	1SNA **168 700** R2200

D 2,5/6.DA...Ex

Spacing 6 mm .238"

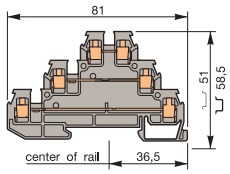

Three level block for power without ground protection.

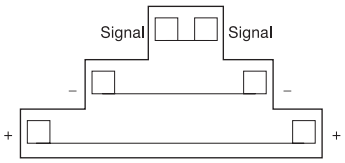

Power supply block for sensors/actuators - Three-wires without Led.

	Type	P/N
Standard blocks UL 94 V0 ■ Grey body	**D 2,5/6.DA.Ex** ■	1SNA **146 098** R2000
■ Blue body	**D 2,5/6.DA.N.Ex** ■	1SNA **146 104** R2300

Characteristics

		IEC NFC DIN	UL	
Wire size	Rigid	0.2 - 2.5	20-12 AWG	
	Flexible	0.22 - 2.5		
mm² / AWG				
Rated wire size	mm² / AWG	2.5 mm²	12 AWG	
Wire stripping length	mm / inches	6 mm / *.24"*		
Recommended torque	Nm / lb.in	0.4-0.6 Nm / *3.5-5.3 lb-in*		
Voltage	EN 60079-7 ; EN 50020	Exe : 60 V	Exi : 30 V	
Current		22 A		
ATEX marking		Ⓔx I M2 / M1	Ⓔx II 2GD / 1GD	
		Ex e/i I / II		
ATEX certificate		LCIE 03 ATEX 0024U		

Accessories

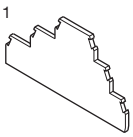

			Type	P/N
1	End section	grey ■	FED3E	th. 3 ■ 1SNA **116 771** R2000
2	Preassembled jumper bar *without IP 20 touchproof - 22 A*	2 poles	BJD6	1SNA **178 024** R2500
		3 poles	BJD6	1SNA **178 025** R2600
		4 poles	BJD6	1SNA **178 026** R2700
		5 poles	BJD6	1SNA **178 027** R2000
		10 poles	BJD6	1SNA **178 032** R2500
		20 poles	BJD6	1SNA **178 033** R2600
3	Connector plate	22 A	EL61	1SNA **177 812** R1700
4	IDC jumper	24 A	AD2,5	1SNA **114 205** R2000
			RC65	red - blank 1SNA **103 776** R0100
R	See markers section		RC65	blue - blank 1SNA **103 775** R0000

Other accessories see section accessories

Safety connection terminal blocks

Screw clamp ⊂ ⊂ **DIN 1-3**

Exe and Exi voltage ratings apply to terminal blocks only without any accessory and mounted on DIN 3 rail.
For the terminal block voltage rating with its accessories, consult our "ATEX technical instructions sheet for safe mounting".

End stop	⊂	th. 9 mm	**BADL**	1SNA **399 903** R02 00
End stop	⊂	th. 10 mm	**BAM2**	1SNA **206 351** R16 00
End stop	⊂	th. 10 mm	**BAR**	1SNA **164 338** R06 00
Rail	⊂	35 x 7,5 x 1	**PR3.Z2**	1SNA **174 300** R17 00
Rail	⊂	35 x 15 x 2,3	**PR4**	1SNA **168 500** R12 00
Rail	⊂	35 x 15 x 1,5	**PR5**	1SNA **168 700** R22 00
Rail	⊂	32 x 15 x 1,5	**PR1.Z2**	1SNA **163 050** R04 00

Other end stops, rails and accessories : see section on accessories.

M 4/6.RS.Ex

Spacing 6 mm .238"

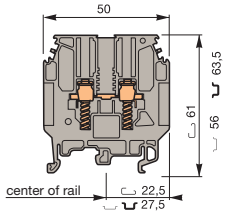

Compression clamp terminal for bare wire or equipped with bent lug.
- 1 spring under each wire-clamp

M 6/8.RS.Ex

Spacing 8 mm .315"

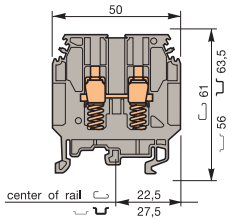

Compression clamp terminal for bare wire or equipped with bent lug.
- 1 spring under each wire-clamp

M 10/10.RS.Ex

Spacing 10 mm .394"

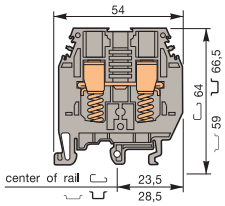

Compression clamp terminal for bare wire or equipped with bent lug.
- 1 spring under each wire-clamp

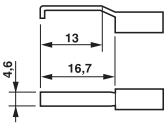

Ground wire-clamp holds 2 bent lugs, as above (not supplied)
for connection of wires :
0.28 to 1.5 mm²
1.0 to 2.5 mm²
2.5 to 6.0 mm² (only for M 10/10.RS.Ex)

	Type	P/N	Type	P/N	Type	P/N
Standard blocks UL 94 V0 ■ Grey body	**M 4/6.RS.Ex**	1SNA **146 350** R14 00	**M 6/8.RS.Ex**	1SNA **146 211** R25 00	**M 10/10.RS.Ex**	1SNA **146 212** R26 00

Characteristics

			IEC NFC DIN	BS TS 50-18	IEC NFC DIN	BS TS 50-18	IEC NFC DIN	BS TS 50-18
Wire size	Screw clamp	Rigid	0.2 - 4		0.5 - 10		0.5 - 16	
		Flexible	0.22 - 4		0.5 - 6		0.5 - 10	
mm² / AWG								
	Lugs	Flexible	0.5 - 1.5	0.28 - 1.65		0.28 - 2.5		0.28 - 6
Rated wire size		mm² / AWG	4 mm²	1.65 mm²	6 mm²	2.5 mm²	10 mm²	6 mm²
Wire stripping length		mm / inches	13 mm / *.51"*		13 mm / *.51"*		14 mm / *.55"*	
Recommended torque		Nm / lb.in	0.5-0.8 Nm / *4.4-7.1 lb-in*		0.8-1 Nm / *7.1-8.9 lb-in*		1.2-1.4 Nm / *10.6-12.3 lb-in*	
Voltage	EN 60079-7 ; EN 50020		Exe : 750 V	Exi : 375 V	Exe : 550 V	Exi : 375 V	Exe : 550 V	Exi : 375 V
Current			32 A		41 A		46 A	
ATEX marking			Ⓔx I M2 / M1	Ⓔx II 2GD / 1GD	Ⓔx I M2 / M1	Ⓔx II 2GD / 1GD	Ⓔx I M2 / M1	Ⓔx II 2GD / 1GD
			Ex e/i I / II		Ex e/i I / II		Ex e/i I / II	
ATEX certificate			LCIE 05 ATEX 004U		LCIE 02 ATEX 0012U		LCIE 02 ATEX 0012U	

Accessories

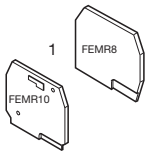

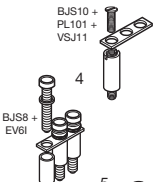

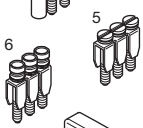

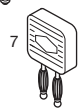

		Type	P/N	Type	P/N	Type	P/N
1	End section grey	FEMR8	th. 2,8 ■ 1SNA **146 272** R02 00	FEMR8	th. 2,8 ■ 1SNA **146 272** R02 00	FEMR10	th. 2,8 ■ 1SNA **146 273** R03 00
4	Jumper bar not assembled	BJS6 (1)	2 poles 1SNA **164 573** R22 00	BJS8 (1)	2 poles 1SNA **164 581** R13 00	BJS10 (1)	2 poles 1SNA **164 585** R17 00
		BJS6 (1)	3 poles 1SNA **164 574** R23 00	BJS8 (1)	3 poles 1SNA **164 582** R14 00	BJS10 (1)	3 poles 1SNA **164 586** R10 00
		BJS6 (1)	4 poles 1SNA **164 575** R24 00	BJS8 (1)	4 poles 1SNA **164 583** R15 00	BJS10 (1)	4 poles 1SNA **164 587** R11 00
		BJS6 (1)	5 poles 1SNA **164 736** R25 00	BJS8 (1)	5 poles 1SNA **164 737** R26 00	BJS10 (1)	5 poles 1SNA **168 273** R11 00
		BJS6 (1)	10 poles 1SNA **164 576** R25 00			BJS10 (1)	10 poles 1SNA **164 588** R22 00
				BJS8 (1)	15 poles 1SNA **174 788** R04 00	BJS10 (1)	20 poles 1SNA **177 654** R00 00
		BJS6 (1)	20 poles 1SNA **174 784** R20 00	BJS8 (1)	20 poles 1SNA **174 789** R05 00		
	Post + washer + captive screw IP20	EV6I	1SNA **206 394** R02 00	EV6I	1SNA **206 394** R02 00		
	Central socket for isolated interconnection					PT101	1SNA **163 181** R11 00
	Screw for central socket					VSJ11	1SNA **163 394** R26 00
5	Assembled jumper bar not IP 20	BJM6 (1)	2 poles 1SNA **168 516** R25 00	BJM8 (1)	2 poles 1SNA **168 520** R05 00		
		BJM6 (1)	3 poles 1SNA **168 517** R26 00	BJM8 (1)	3 poles 1SNA **168 521** R22 00		
		BJM6 (1)	4 poles 1SNA **168 518** R07 00	BJM8 (1)	4 poles 1SNA **168 522** R23 00		
		BJM6 (1)	5 poles 1SNA **168 519** R00 00	BJM8 (1)	5 poles 1SNA **168 523** R24 00		
		BJM6 (1)	10 poles 1SNA **168 973** R07 00	BJM8 (1)	10 poles 1SNA **168 974** R00 00		
6	Assembled jumper bar with IP 20 touchproof	BJMI6 (1)	2 poles 1SNA **176 663** R00 00	BJMI8 (1)	2 poles 1SNA **176 669** R16 00		
		BJMI6 (1)	3 poles 1SNA **176 664** R01 00	BJMI8 (1)	3 poles 1SNA **176 670** R13 00		
		BJMI6 (1)	4 poles 1SNA **176 665** R02 00	BJMI8 (1)	4 poles 1SNA **176 671** R00 00		
		BJMI6 (1)	5 poles 1SNA **176 666** R03 00	BJMI8 (1)	5 poles 1SNA **176 672** R01 00		
		BJMI6 (1)	10 poles 1SNA **176 667** R04 00	BJMI8 (1)	10 poles 1SNA **176 673** R02 00		
7	Short circuiting plug			BP8.A4	1SNA **173 888** R20 00		
R	See markers section	RC610		RC810		RC610 - RC810	

Other accessories see section accessories

(1) Use of these accessories requires the cut-out of the block body (precut).

Thermocouple terminal blocks

Screw clamp ⊂ ⊂ **DIN 1-3**

Exe and Exi voltage ratings apply to terminal blocks only without any accessory and mounted on DIN 3 rail.
For the terminal block voltage rating with its accessories, consult our "ATEX technical instructions sheet for safe mounting".

End stop	⊂	th. 9 mm	**BADL**	1SNA **399 903** R**02**00
End stop	⊂	th. 10 mm	**BAM2**	1SNA **206 351** R**16**00
End stop	⊂	th. 10 mm	**BAR**	1SNA **164 338** R**06**00
Rail	⊂	35 x 7,5 x 1	**PR3.Z2**	1SNA **174 300** R**17**00
Rail	⊂	35 x 15 x 2,3	**PR4**	1SNA **168 500** R**12**00
Rail	⊂	35 x 15 x 1,5	**PR5**	1SNA **168 700** R**22**00
Rail	⊂	32 x 15 x 1,5	**PR1.Z2**	1SNA **163 050** R**04**00

Other end stops, rails and accessories : see section on accessories.

MTC 6.Ex

Spacing 6 mm .238"

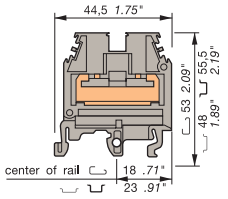

6 mm block for thermocouple conductors.

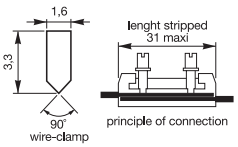

	Type	P/N
Standard blocks UL 94 V0 ■ Grey body	**MTC 6.Ex** ■	1SNA **146 227** R**25**00

Characteristics

Wire size **mm² / AWG**		2 rigid conductors for thermocouple (DIA. 0.9 - 1.5 mm)
Rated wire size	mm² / AWG	
Wire stripping length	mm / inches	31 mm max. / 1.22"
Recommended torque	Nm / lb.in	0.4-0.6 Nm / *3.5-5.3 lb.in*
Voltage	EN 60079-7 ; EN 50020	Exe : 550 V Exi : 90 V
Current		
ATEX marking		Ⓔx I M2 / M1 Ⓔx II 2GD / 1GD
		Ex e/i I / II
ATEX certificate		LCIE 02 ATEX 0025U

Accessories

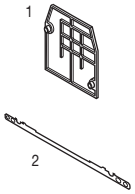

			Type		P/N
1	End section	grey ■	FEM6	th. 2.8 ■	1SNA **146 259** R**15**00
2	Shield connector		CBM5	th. 0.5	1SNA **178 745** R**14**00
			CBM6	th. 0.8	1SNA **178 746** R**15**00

R See markers section — RC65 - RC610

Other accessories see section accessories

Thermocouple terminal blocks

ABB's MTC 6.Ex thermocouple terminal block provides an interface for connecting thermocouple wire with virtually no loss of signal integrity. The interface design ensures positive wire continuity and allows selection and inventory of one terminal block for all thermocouple material.

Figure 1 : MTC 6.Ex with shield connector

The thermocouple principle is based on the reaction of different metals to temperature. When thermocouple wires are terminated or connected, the "metal balance" must be maintained. The introduction of a foreign material (such as copper) results in loss of signal strength and integrity.

When running extended or intermittent lengths of thermocouple wire, to a measurement instrument, two solutions are available :

1. When signals are carried over a long distance, a thermocouple transmitter is required. The thermocouple signal, in millivolts (mV), is converted to a milliampere (mA) signal (i.e. 4-20 mA) for ease of transmission.
2. When thermocouple wire is of insufficient length, termination and interconnection, using terminal blocks, will extend its length.

Universal terminal block

Other thermocouple terminal blocks are available with hardware (screws, clamps and connecting bar) which match the thermocouple

material being used. This requires inventory of many different terminal block types.

ABB's MTC 6.Ex terminal block adapts to all thermocouple material. This "neutral" method of connection limits the introduction of foreign materials to an insignificant level. The thermocouple wire insulation is stripped (31 mm maximum) and the bare wires are superimposed on one another. The thermocouple wires are in contact over their complete 31 mm length and tightened at two points by round tip screws (see figure 2).

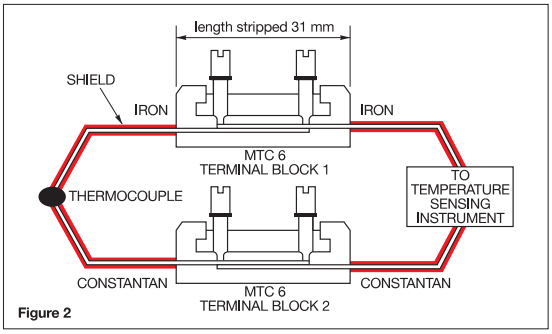

Figure 2

The screws, made of plated brass, have only a mechanical function, that of holding the wires together with a point contact. Thus, the pressure points are not relevant in the connection environment. One thermocouple lead connects through one terminal block.

The MTC 6 requires only 6 mm of space, allowing 50 terminals per foot of rail.

Thermocouple shield wire connector bar

The MTC 6.Ex can be field of factory equipped with a shield connector bar (see figure 1). This bar, made of brass, tin coated mounts in the lower part of the terminal block. It ensures the continuity of the thermocouple wire shield through the terminal block or to ground with no additional spacing.

Power terminal blocks

DIN 3 with bistable foot and base mounting

Exe voltage ratings apply to terminal blocks only without any accessory and mounted on DIN 3 rail.
For the terminal block voltage rating with its accessories, consult our "ATEX technical instructions sheet for safe mounting".

End stop		th. 12 mm	**BADH**	1SNA **116 900** R**27**00
End stop		th. 9,1 mm	**BAMH**	1SNA **114 836** R**00**00
End stop		th. 9,1 mm	**BAMH**	1SNA **194 836** R**01**00
Rail		35 x 7,5 x 1	**PR3.Z2**	1SNA **174 300** R**17**00
Rail		35 x 15 x 2,3	**PR4**	1SNA **168 500** R**12**00
Rail		35 x 15 x 1,5	**PR5**	1SNA **168 700** R**22**00

Other end stops, rails and accessories : see section on accessories.

D 35/27.FF.Ex

Spacing 27 mm *1.06"*

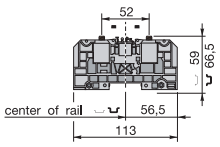

2 studs M6

D 70/32.FF.Ex

Spacing 32 mm *1.26"*

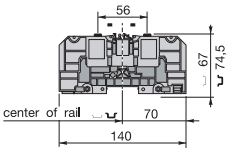

2 studs M8

D 120/42.FF.Ex

Spacing 42 mm *1.65"*

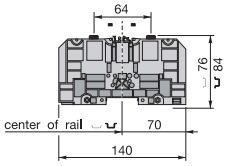

2 studs M10

	Type	P/N	Type	P/N	Type	P/N
Standard block UL 94 V0 ■ Grey body	**D 35/27.FF.Ex** ■	1SNA **146 307** R**06**00	**D 70/32.FF.Ex** ■	1SNA **146 308** R**17**00	**D 120/42.FF.Ex** ■	1SNA **146 309** R**10**00
	Delivered with 2 covers		**Delivered with 2 covers**		**Delivered with 2 covers**	
	D 35/27.FF.Ex ■	1SNA **146 302** R**01**00	**D 70/32.FF.Ex** ■	1SNA **146 303** R**02**00	**D 120/42.FF.Ex** ■	1SNA **146 304** R**03**00
	Without cover		**Without cover**		**Without cover**	

Characteristics

		IEC NFC	IEC DIN	IEC NFC	IEC DIN	IEC NFC	IEC DIN
Wire size	Lug Rigid	(C4) 2.5 - 35	2.5 - 50	(C6) 6 - 95	6 - 70	(C8) 6 - 150	6 - 120
	Flexible	(C4) 2.5 - 35	2.5 - 35	(C6) 6 - 70	6 - 70	(C8) 6 - 120	
mm² / AWG							
Rated wire size	mm² / AWG	35 mm²	35 mm²	70 mm²	70 mm²	120 mm²	120 mm²
Recommended wrench	Lug / Central bolt	H10 mm / 6 mm Allen key		H13 mm / 6 mm Allen key		H17 mm / 6 mm Allen key	
Recommended torque	Nm / lb.in	3 Nm / *26.1 lb-in* / 6 Nm / *52 lb-in*		6 Nm / *52 lb-in* / 6 Nm / *52 lb-in*		10 Nm / *87 lb-in* / 6 Nm / *52 lb-in*	
Voltage	EN 60079-7	750 V		750 V		750 V	
Current		125 A		192 A		269 A	
ATEX marking		Ⓔx I M2 - II 2GD		Ⓔx I M2 - II 2GD		Ⓔx I M2 - II 2GD	
		Ex e		Ex e		Ex e	
ATEX certificate		LCIE 03 ATEX 0034U		LCIE 03 ATEX 0034U		LCIE 03 ATEX 0034U	

Accessories

		Type	P/N	Type	P/N	Type	P/N
1	Rotating protective cover IP20 Grey	CPUF35	1SNA **190 016** R**16**00	CPUF70	1SNA **190 017** R**17**00	CPUF120	1SNA **190 018** R**20**00
2	Jumper bar with CHc screws						
	2 poles	BJS27	1SNA **205 772** R**13**00	BJS32	1SNA **205 774** R**15**00	BJS42	1SNA **205 776** R**17**00
	3 poles	BJS27	1SNA **205 773** R**14**00	BJS32	1SNA **205 775** R**16**00	BJS42	1SNA **205 777** R**10**00
3	TAP for faston 6.35 x 0.8 mm and screw	DRF6	1SNA **205 767** R**16**00	DRF8	1SNA **205 768** R**27**00	DRF10	1SNA **205 769** R**20**00
R	See marking chapter	RC810 (on cover) - RC810, RPC (on the middle)		RC810 (on cover) - RC810, RPC (on the middle)		RC810 (on cover) - RC810, RPC (on the middle)	

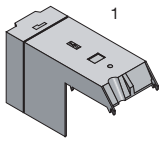

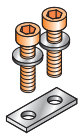

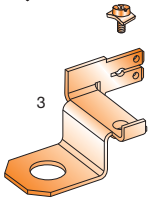

Other accessories see section accessories

Power terminal blocks

DIN 3 with bistable foot and base mounting

Exe voltage ratings apply to terminal blocks only without any accessory and mounted on DIN 3 rail.
For the terminal block voltage rating with its accessories, consult our "ATEX technical instructions sheet for safe mounting".

End stop		th. 12 mm	**BADH**	1SNA **116 900** R**27**00
End stop		th. 9,1 mm	**BAMH**	1SNA **114 836** R**00**00
End stop		th. 9,1 mm	**BAMH**	1SNA **194 836** R**01**00
Rail		35 x 7,5 x 1	**PR3.Z2**	1SNA **174 300** R**17**00
Rail		35 x 15 x 2,3	**PR4**	1SNA **168 500** R**12**00
Rail		35 x 15 x 1,5	**PR5**	1SNA **168 700** R**22**00

Other end stops, rails and accessories : see section on accessories.

D 185/55.FF.Ex

Spacing 55 mm *2.16"*

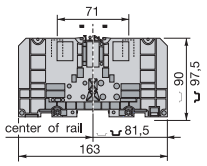

2 studs M12

D 300/55.FF.Ex

Spacing 55 mm *2.16"*

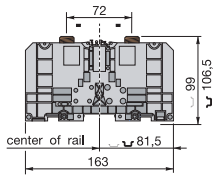

2 studs M16

	Type	P/N	Type	P/N
Standard block UL 94 V0 ▢ Grey body	**D 185/55.FF.Ex**	▢ 1SNA **146 310** R**04**00	**D 300/55.FF.Ex**	▢ 1SNA **146 311** R**21**00
	Delivered with 2 covers		**Delivered with 2 covers**	
	D 185/55.FF.Ex	▢ 1SNA **146 305** R**04**00	**D 300/55.FF.Ex**	▢ 1SNA **146 306** R**05**00
	Without cover		**Without cover**	

Characteristics

		IEC NFC	IEC DIN		IEC NFC	IEC DIN	
Wire size Lug	Rigid	(C11) 25 - 240	6 - 185		25 - 300	6 - 300	
	Flexible	(C11) 6 - 185			6 - 300		
mm² / AWG							
Rated wire size	mm² / AWG/MCM	185 mm²	185 mm²		300 mm²	300 mm²	
Recommended wrench	lug / central bolt	H19 mm / 6 mm Allen key			H24 mm / 6 mm Allen key		
Recommended torque	Nm / lb.in	14 Nm / *121 lb-in* / 6 Nm / *52 lb-in* .			25 Nm / *217 lb-in* / 6 Nm / *52 lb-in* .		
Voltage	EN 60079-7	750 V			750 V		
Current		353 A			520 A		
ATEX marking		Ⓔx I M2 - II 2GD			Ⓔx I M2 - II 2GD		
		Ex e			Ex e		
ATEX certificate		LCIE 03 ATEX 0034U			LCIE 03 ATEX 0034U		

Accessories

		Type	P/N	Type	P/N
1	Rotating protective cover IP20 Grey	CPUF185	1SNA **190 019** R**21**00	CPUF185	1SNA **190 019** R**21**00
2	Jumper bar with CHc screws				
	2 poles	BJS51	1SNA **205 778** R**21**00	BJS51	1SNA **205 778** R**21**00
	3 poles	BJS51	1SNA **205 779** R**22**00	BJS51	1SNA **205 779** R**22**00
3	TAP for faston 6.35 x 0.8 mm and screw	DRF12	1SNA **205 770** R**25**00	DRF16	1SNA **205 771** R**12**00
R	See marking chapter	RC810 (on cover) - RC810, RPC (on the middle)		RC810 (on cover) - RC810, RPC (on the middle)	

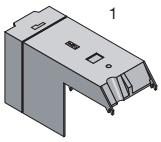

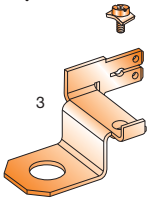

Other accessories see section accessories

Power terminal blocks

Drilling position for base mounting and dimensions with covers

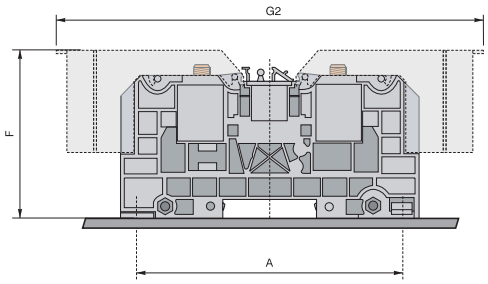

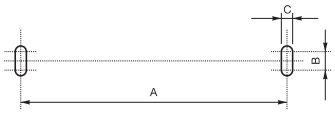

D 35/27.FF - D 70/32.FF - D 120/42.FF

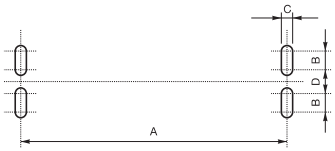

D 185/55.FF - D 300/55.FF

Particular conditions for mounting

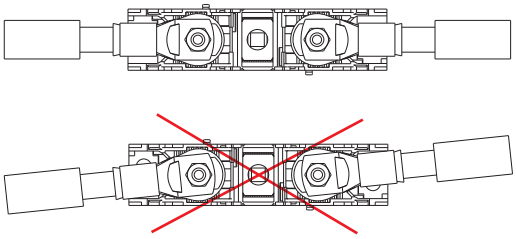

Type	Mounting with	A	B	C	D	F	G1	G2	H
D 35/27...	2 Screws	100,5	7,5	6,5	/	63,5	136,5	160	82,5
D 70/32...	2 Screws	120	7,5	6,5	/	72,5	165	190,5	105,7
D 120/42...	2 Screws	120	7,5	6,5	/	83,5	197	255,5	129,7
D 185/55...	4 Screws	135	13,5	6,5	8,5	103,5	228,5	295	151,5
D 300/55...	4 Screws	135	13,5	6,5	8,5	105	/	295	/

Dimensions in mm.

Marking

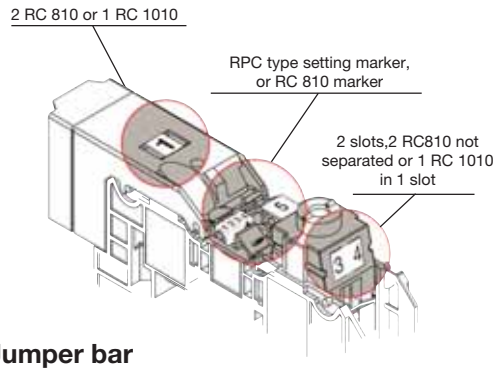

Jumper bar

- move the marker holders up
- cut out the partition
- screw the jumper bar

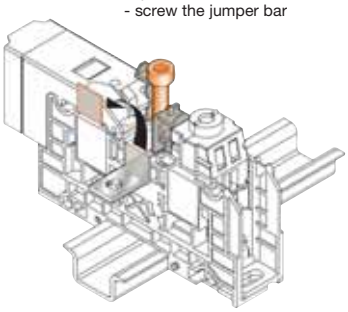

Locking foot operating with screwdriver DIA. 4

Center opening (to be made after jumper bar has been removed). As soon as the screwdriver is removed, the locking foot comes back to closed position

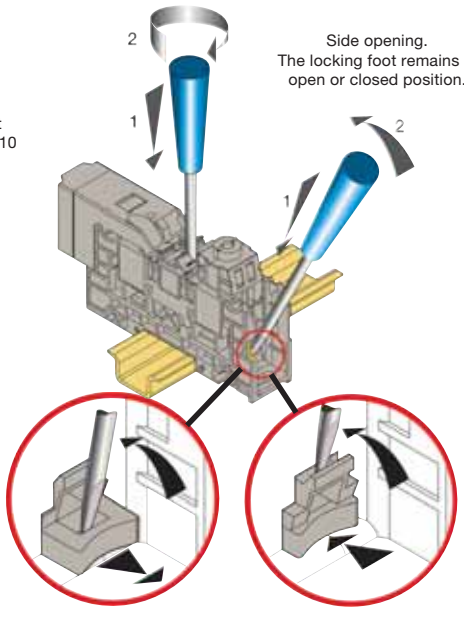

Locking

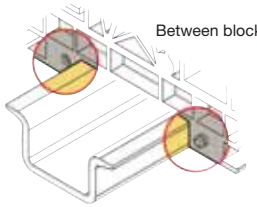

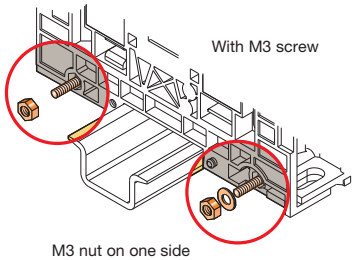

M3 nut on one side
M3 nut + washer on the other side

Mounting of the derivative system

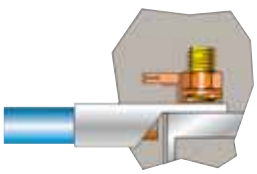

Standard and ground Miniblocks

Screw clamp ⏡ **DIN 2**

Exe and Exi voltage ratings apply to terminal blocks only without any accessory.
The use of ground terminal blocks do not decrease the standard terminal block's voltage ratings.

End stop	⏡	th. 6.5 mm	**BADRL**	1SNA **199 420** R**2100**
Rail	⏡	15 x 5 x 1	**PR2**	1SNA **164 600** R**1200**

DR 4/6... .Ex

Spacing 6 mm .238"

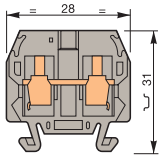

DR 4/6.Ex : Standard block 6 mm
DR 4/6.1.Ex : Standard block 6 mm with partition.

DR 4/6.P.Ex

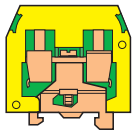

Terminal block for ground wire.

		Type	P/N
Standard blocks UL 94 V0	Grey body	**DR 4/6.Ex**	1SNA **146 199** R**2200**
	Grey body	**DR 4/6.1.Ex**	1SNA **146 200** R**1700**
	Blue body	**DR 4/6.N.Ex**	1SNA **146 276** R**0600**
	Blue body	**DR 4/6.1.N.Ex**	1SNA **146 277** R**0700**
Terminal blocks for ground wires UL 94 V0	Green/yellow body (with rail contact)	**DR 4/6.P.Ex**	1SNA **146 201** R**0400**

Characteristics

		IEC NFC DIN	UL
Wire size	Rigid	0.2 - 4	18-12 AWG
	Flexible	0.22 - 4	
mm² / AWG	With isolated ferrule		
Rated wire size	mm² / AWG	4 mm²	12 AWG
Wire stripping length	mm / inches	9.5 mm max. / .37"	
Recommended torque	Nm / lb.in	0.5-0.8 Nm / *4.4-7.1 lb.in*	
Voltage	EN 60079-7 ; EN 50020	Exe : 275 V	Exi : 90 V
Current		30 A	
ATEX marking		Ⓔx I M2 / M1	Ⓔx II 2GD / 1GD
		Ex e/i I / II	
ATEX certificate		LCIE 02 ATEX 0017U / 0024U	

Accessories

			Type	P/N
1	**1** End section	grey	FEDR61	th. 1 1SNA **146 293** R**2000**
		blue	FEDR61	th. 1 1SNA **127 600** R**0500**
2	**2** Circuit separator	white	SCDR61	th. 0,3 1SNA **173 016** R**1000**
6	**6** Assembled jumper bar not IP20	2 poles	BJM62 (1)	32 A 1SNA **173 217** R**2600**
		3 poles	BJM62 (1)	32 A 1SNA **173 218** R**0700**
		4 poles	BJM62 (1)	32 A 1SNA **173 219** R**0000**
		5 poles	BJM62 (1)	32 A 1SNA **173 221** R**2200**
		6 poles	BJM62 (1)	32 A 1SNA **174 112** R**1600**
		7 poles	BJM62 (1)	32 A 1SNA **174 113** R**1700**
		8 poles	BJM62 (1)	32 A 1SNA **174 114** R**1000**
		9 poles	BJM62 (1)	32 A 1SNA **174 115** R**1100**
		10 poles	BJM62 (1)	32 A 1SNA **173 226** R**2700**
7	**7** Jumper bar not assembled Post + screw + washer			
8	**8** Pivoting jumper bar		BJPD6	1SNA **173 223** R**2400**
9	**9** Comb-type jumper bar	10 poles	PC61	1SNA **163 311** R**2200**
10	**10** Protection label	3 blocks	EPD61	1SNA **173 206** R**0400**
	Screw for protection label		VSPD61	1SNA **173 207** R**0500**
R	**R** See markers section		RC65	

Other accessories see section accessories

(1) Use of these accessories requires the cut-out of the block body (precut).

Standard and ground Terminal blocks

Spring clamp ⊔ **DIN 2**

Exe and Exi voltage ratings apply to terminal blocks only without any accessory. The use of ground terminal blocks do not decrease the standard terminal blocks' voltage ratings.
1 wire per spring.
For the terminal block voltage rating with its accessories, consult our "ATEX technical instructions sheet for safe mounting".

End stop	⊔	th. 9 mm	**BADL**	1SNA **399 903** R02**00**
End stop	⊔	th. 10 mm	**BAM2**	1SNA **399 967** R01**00**
Rail	⊔	35 x 7,5 x 1	**PR3.Z2**	1SNA **174 300** R17**00**
Rail	⊔	35 x 15 x 2,3	**PR4**	1SNA **168 500** R12**00**
Rail	⊔	35 x 15 x 1,5	**PR5**	1SNA **168 700** R22**00**

Other end stops, rails and accessories : see section on accessories.

D 2,5/5... .2L.Ex

Spacing 5 mm .200"

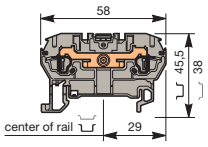

Terminal block with 2 springs

D 2,5/5... .3L.Ex

Spacing 5 mm .200"

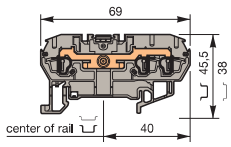

Terminal block with 3 spring

D 2,5/5... .4L.Ex

Spacing 5 mm .200"

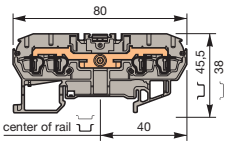

Terminal block with 4 spring

D 2,5/5.P.2L.Ex

Spacing 5 mm .200"

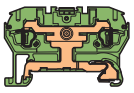

Terminal block with 2 springs for ground wire.

D 2,5/5.P.3L.Ex

Spacing 5 mm .200"

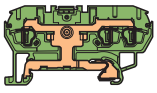

Terminal block with 3 springs for ground wire

D 2,5/5.P.4L.Ex

Spacing 5 mm .200"

Terminal block with 4 springs for ground wire

		Type	P/N	Type	P/N	Type	P/N
Standard blocks UL 94 V0	Grey body	**D 2,5/5.2L.Ex**	1SNA **146 053** R22**00**	**D 2,5/5.3L.Ex**	1SNA **146 055** R24**00**	**D 2,5/5.4L.Ex**	1SNA **146 049** R06**00**
	Blue body	**D 2,5/5.N.2L.Ex**	1SNA **146 052** R21**00**	**D 2,5/5.N.3L.Ex**	1SNA **146 056** R25**00**	**D 2,5/5.N.4L.Ex**	1SNA **146 050** R03**00**
Terminal blocks for ground wires UL 94 V0	Green/yellow body (with rail contact)	**D 2,5/5.P.2L.Ex**	1SNA **146 054** R23**00**	**D 2,5/5.P.3L.Ex**	1SNA **146 057** R26**00**	**D 2,5/5.P.4L.Ex**	1SNA **146 051** R20**00**

Characteristics

		IEC NFC DIN		IEC NFC DIN		IEC NFC DIN	
Wire size	Rigid	0.12 - 4		0.12 - 4		0.12 - 4	
	Flexible	0.12 - 2.5		0.12 - 2.5		0.12 - 2.5	
mm² / AWG	With isolated ferrule	0.5 - 2.5		0.5 - 2.5		0.5 - 2.5	
Rated wire size	mm² / AWG	2.5 mm²		2.5 mm²		2.5 mm²	
Short circuit current (for ground blocks)	A / s	300 A / 1 s		300 A / 1 s		300 A / 1 s	
Wire stripping length	mm / inches	9.5 mm / .37"		9.5 mm / .37"		9.5 mm / .37"	
Recommended screwdriver	mm / inches	3.5 mm / .14"		3.5 mm / .14"		3.5 mm / .14"	
Voltage	EN 60079-7 ; EN 50020	Exe : 550 V	Exi : 60 V	Exe : 550 V	Exi : 60 V	Exe : 550 V	Exi : 60 V
Current		24 A		24 A		24 A	
ATEX marking		⟨Ex⟩ I M2 / M1	⟨Ex⟩ II 2GD / 1GD	⟨Ex⟩ I M2 / M1	⟨Ex⟩ II 2GD / 1GD	⟨Ex⟩ I M2 / M1	⟨Ex⟩ II 2GD / 1GD
		Ex e/i I / II		Ex e/i I / II		Ex e/i I / II	
ATEX certificate		LCIE 02 ATEX 0031U		LCIE 02 ATEX 0010U		LCIE 02 ATEX 0010U	

Accessories

			Type		P/N	Type		P/N	Type		P/N
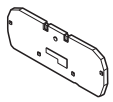 1	**1** End section	grey	FED5.2L	th. 2,5	1SNA **291 061** R24**00**	FED5.3L	th. 2,5	1SNA **291 051** R22**00**	FED5.4L	th. 2,5	1SNA **291 041** R20**00**
		orange	FED5.2L	th. 2,5	1SNA **291 062** R25**00**	FED5.3L	th. 2,5	1SNA **291 052** R23**00**	FED5.4L	th. 2,5	1SNA **291 042** R21**00**
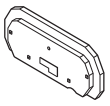 2	**2** Circuit separator	orange	SCD5.2L	th. 2,5	1SNA **291 352** R04**00**	SCD5.3L	th. 2,5	1SNA **291 362** R06**00**	SCD5.4L	th. 2,5	1SNA **291 372** R00**00**
	4 Jumper bar IP 20 - 24 A	orange	BJDL5.2	2 poles	1SNA **291 102** R23**00**	BJDL5.2	2 poles	1SNA **291 102** R23**00**	BJDL5.2	2 poles	1SNA **291 102** R23**00**
			BJDL5.3	3 poles	1SNA **291 103** R24**00**	BJDL5.3	3 poles	1SNA **291 103** R24**00**	BJDL5.3	3 poles	1SNA **291 103** R24**00**
			BJDL5.4	4 poles	1SNA **291 104** R25**00**	BJDL5.4	4 poles	1SNA **291 104** R25**00**	BJDL5.4	4 poles	1SNA **291 104** R25**00**
			BJDL5.5	5 poles	1SNA **291 105** R26**00**	BJDL5.5	5 poles	1SNA **291 105** R26**00**	BJDL5.5	5 poles	1SNA **291 105** R26**00**
			BJDL5.6	6 poles	1SNA **291 106** R27**00**	BJDL5.6	6 poles	1SNA **291 106** R27**00**	BJDL5.6	6 poles	1SNA **291 106** R27**00**
			BJDL5.7	7 poles	1SNA **291 107** R20**00**	BJDL5.7	7 poles	1SNA **291 107** R20**00**	BJDL5.7	7 poles	1SNA **291 107** R20**00**
			BJDL5.8	8 poles	1SNA **291 108** R01**00**	BJDL5.8	8 poles	1SNA **291 108** R01**00**	BJDL5.8	8 poles	1SNA **291 108** R01**00**
			BJDL5.9	9 poles	1SNA **291 109** R02**00**	BJDL5.9	9 poles	1SNA **291 109** R02**00**	BJDL5.9	9 poles	1SNA **291 109** R02**00**
			BJDL5.10	10 poles	1SNA **291 110** R26**00**	BJDL5.10	10 poles	1SNA **291 110** R26**00**	BJDL5.10	10 poles	1SNA **291 110** R26**00**
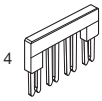 4	**5** Jumper bar between 2 blocks, different spacing	orange									
	- spacing 5 and 6 mm	IP 20 - 24 A	BJDPL5.6 (1)		1SNA **291 150** R06**00**	BJDPL5.6 (1)		1SNA **291 150** R06**00**	BJDPL5.6 (1)		1SNA **291 150** R06**00**
	- spacing 5 and 8 mm	IP 20 - 24 A	BJDPL5.8 (1)		1SNA **291 160** R00**00**	BJDPL5.8 (1)		1SNA **291 160** R00**00**	BJDPL5.8 (1)		1SNA **291 160** R00**00**
5	**6** Shielding connector		CBD5.2L	•	th. 0,5 1SNA **291 077** R24**00**						
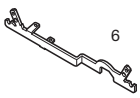 6											
R	**R** See markers section		• *This accessory cannot be mounted on M 2.5/5.P.L2.Ex block*								
	Other accessories see section accessories		RC510, RPC (on top) - RC55 (on side)			RC510, RPC (on top) - RC55 (on side)			RC510, RPC (on top) - RC55 (on side)		

(1) Insert an end section between the 2 connected blocks

Standard and ground Terminal blocks

Spring clamp ⊔ DIN 2

Exe and Exi voltage ratings apply to terminal blocks only without any accessory. The use of ground terminal blocks do not decrease the standard terminal blocks' voltage ratings.
1 wire per spring.
For the terminal block voltage rating with its accessories, consult our "ATEX technical instructions sheet for safe mounting".

* Can accept 4 mm² rigid wire.

End stop	⊔	th. 9 mm	**BADL**	1SNA **399 903** R**02**00
End stop	⊔	th. 9,1 mm	**BAM2**	1SNA **206 351** R**16**00
Rail	⊔	35 x 7,5 x 1	**PR3.Z2**	1SNA **174 300** R**17**00
Rail	⊔	35 x 15 x 2,3	**PR4**	1SNA **168 500** R**12**00
Rail	⊔	35 x 15 x 1,5	**PR5**	1SNA **168 700** R**22**00

D 2,5/5.I.3L.Ex

Spacing 5 mm .200"

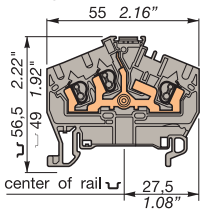

Terminal block with 2 springs

	Type	P/N	Type	P/N	Type	P/N
Standard blocks UL 94 V0 ■ Grey body	**D 2,5/5.I.3L.Ex** ■	1SNA **146 352** R**02**00				
Terminal blocks for ground wires UL 94 V0 Green/yellow body (with rail contact)						

Characteristics

		IEC NFC DIN		IEC NFC DIN		IEC NFC DIN	
Wire size	Rigid	0.12 - 4*					
	Flexible	0.12 - 2.5					
mm² / AWG	With isolated ferrule	0.5 - 2.5					
Rated wire size	mm² / AWG	2.5 mm²					
Short circuit current (for ground blocks)	A / s	300 A / 1 s					
Wire stripping length	mm / inches	9,5 mm / .37"					
Recommended screwdriver	mm / inches	3.5 mm / .14"					
Voltage	EN 60079-7 ; EN 50020	Exe : 630 V	Exi : 375 V				
Current		24 A					
ATEX marking		Ⓔx I M2 / M1	Ⓔx II 2GD / 1GD				
ATEX certificate		LCIE 05 ATEX 0015U					

Accessories

			Type		P/N	Type	P/N	Type	P/N
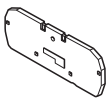 1	**1** End section	grey ■	FED5.2L	th. 2,5 ■	1SNA **291 061** R**24**00				
		orange ■	FED5.2L	th. 2,5 ■	1SNA **291 062** R**25**00				
	2 Circuit separator	orange ■	SCD5.2L	th. 2,5 ■	1SNA **291 352** R**04**00				
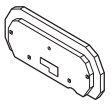 2	**4** Jumper bar IP 20 - 24 A	orange ■	BJDL5.2	2 poles ■	1SNA **291 102** R**23**00				
			BJDL5.3	3 poles ■	1SNA **291 103** R**24**00				
			BJDL5.4	4 poles ■	1SNA **291 104** R**25**00				
			BJDL5.5	5 poles ■	1SNA **291 105** R**26**00				
			BJDL5.6	6 poles ■	1SNA **291 106** R**27**00				
			BJDL5.7	7 poles ■	1SNA **291 107** R**20**00				
			BJDL5.8	8 poles ■	1SNA **291 108** R**01**00				
			BJDL5.9	9 poles ■	1SNA **291 109** R**02**00				
			BJDL5.10	10 poles ■	1SNA **291 110** R**26**00				
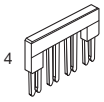 4	**5** Jumper bar between 2 blocks, different spacing	orange ■							
	- spacing 5 and 6 mm	IP 20 - 24 A	BJDPL5.6 (1)	■	1SNA **291 150** R**06**00				
	- spacing 5 and 8 mm	IP 20 - 24 A	BJDPL5.8 (1)	■	1SNA **291 160** R**00**00				
5	**6** Shielding connector		CBD5.2L	• th. 0,5	1SNA **291 077** R**24**00				
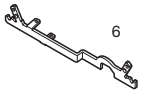 6									
R	**R** See markers section								
	Other accessories see section accessories								

• *This accessory cannot be mounted on M 2.5/5.P.L2.Ex block*

RC510, RPC (on top) - RC55 (on side)

(1) Insert an end section between the 2 connected blocks

Standard and ground Terminal blocks

Spring clamp ⌴ **DIN 3**

Exe and Exi voltage ratings apply to terminal blocks only without any accessory. The use of ground terminal blocks do not decrease the standard terminal blocks' voltage ratings.
1 wire per spring.
For the terminal block voltage rating with its accessories, consult our "ATEX technical instructions sheet for safe mounting".

End stop	⌴	th. 9 mm	**BADL**	1SNA **399 903** R02**00**
End stop	⌴	th. 10 mm	**BAM2**	1SNA **399 967** R01**00**
Rail	⎽⎽	35 x 7,5 x 1	**PR3.Z2**	1SNA **174 300** R17**00**
Rail	⌴	35 x 15 x 2,3	**PR4**	1SNA **168 500** R12**00**
Rail	⌴	35 x 15 x 1,5	**PR5**	1SNA **168 700** R22**00**

Other end stops, rails and accessories : see section on accessories.

D 2,5/5... ..2L.2L.Ex

Spacing 5 mm .200"

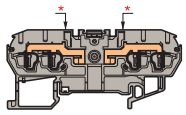

Double circuit
Terminal block with 4 springs with 2 electrically separated circuits. Each circuit has its own test socket and can be jumpered independently.

** Marking to make a difference between the D 2,5/5... .4L.Ex and the D 2,5/5.2L.2L.Ex terminal blocks. Same dimensions as D 2,5/5...4L.Ex*

D 4/6... .2L.Ex

Spacing 6 mm .236"

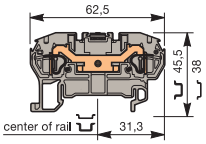

Terminal block with 2 springs

D 4/6.P.2L.Ex

Spacing 6 mm .236"

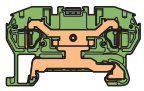

Terminal block with 2 springs for ground wire.

D 6/8... .2L.Ex

Spacing 8 mm .315"

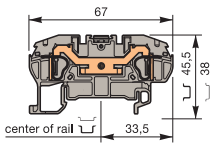

Terminal block with 2 springs

D 6/8.P.2L.Ex

Spacing 8 mm .315"

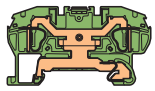

Terminal block with 2 springs for ground wire.

		Type	P/N	Type	P/N	Type	P/N
Standard blocks UL 94 V0	Grey body	**D 2,5/5.2L.2L.Ex**	1SNA **146 047** R24**00**	**D 4/6.2L.Ex**	1SNA **146 251** R05**00**	**D 6/8.2L.Ex**	1SNA **146 059** R00**00**
	Blue body	**D 2,5/5.N.2L.2L.Ex**	1SNA **146 048** R05**00**	**D 4/6.N.2L.Ex**	1SNA **146 058** R07**00**	**D 6/8.N.2L.Ex**	1SNA **146 060** R05**00**
Terminal blocks for ground wires UL 94 V0	Green/yellow body (with rail contact)			**D 4/6.P.2L.Ex**	1SNA **146 253** R07**00**	**D 6/8.P.2L.Ex**	1SNA **146 061** R22**00**

Characteristics

		IEC NFC DIN		IEC NFC DIN		IEC NFC DIN	
Wire size	Rigid	0.12 - 4		0.2 - 6		0.5 - 10	
	Flexible	0.12 - 2.5		0.2 - 4		0.5 - 6	
mm² / AWG	With isolated ferrule	0.5 - 2.5		0.5 - 4		0.5 - 6	
Rated wire size	mm² / AWG	2.5 mm²		4 mm²		6 mm²	
Short circuit current (for ground blocks)	A / s			480 A / 1 s		720 A / 1 s	
Wire stripping length	mm / inches	9.5 mm / .37"		11 mm / .43"		12.5 mm / .49"	
Recommended screwdriver	mm / inches	3.5 mm / .14"		4 mm / .16"		5.5 mm / .22"	
Voltage	EN 60079-7 ; EN 50020	Exe : 110 V	Exi : 60 V	Exe : 660 V	Exi : 90 V	Exe : 550 V	Exi : 90 V
Current		24 A		32 A		41 A	
ATEX marking		Ⓔx I M2 / M1	Ⓔx II 2GD / 1GD	Ⓔx I M2 / M1	Ⓔx II 2GD / 1GD	Ⓔx I M2 / M1	Ⓔx II 2GD / 1GD
		Ex e/i I / II		Ex e/i I / II		Ex e/i I / II	
ATEX certificate		LCIE 02 ATEX 0010U		LCIE 02 ATEX 0015U		LCIE 02 ATEX 0015U	

Accessories

		Type	P/N	Type	P/N	Type	P/N
1	**1** End section grey	FED5.4L th. 2,5	1SNA **291 041** R20**00**	FED5.2L th. 2,5	1SNA **291 061** R24**00**	FED8.2L th. 2,5	1SNA **291 161** R25**00**
	orange	FED5.4L th. 2,5	1SNA **291 042** R21**00**	FED5.2L th. 2,5	1SNA **291 062** R25**00**	FED8.2L th. 2,5	1SNA **291 162** R26**00**
	2 Circuit separator orange	SCD5.4L th. 2,5	1SNA **291 372** R00**00**	SCD5.2L th. 2,5	1SNA **291 352** R04**00**		
2	**4** Jumper bar orange IP 20 - 24 A - D 2,5/5.2L.2L.Ex IP 20 - 32 A - D 4/6.2L.Ex IP 20 - 41 A - D 6/8.2L.Ex	BJDL5.2 2 poles	1SNA **291 102** R23**00**	BJDL6.2 2 poles	1SNA **291 128** R24**00**	BJDL8.2 2 poles	1SNA **291 122** R16**00**
		BJDL5.3 3 poles	1SNA **291 103** R24**00**	BJDL6.3 3 poles	1SNA **291 129** R25**00**	BJDL8.3 3 poles	1SNA **291 123** R17**00**
		BJDL5.4 4 poles	1SNA **291 104** R25**00**	BJDL6.4 4 poles	1SNA **291 194** R17**00**	BJDL8.4 4 poles	1SNA **291 144** R24**00**
		BJDL5.5 5 poles	1SNA **291 105** R26**00**	BJDL6.5 5 poles	1SNA **291 195** R10**00**	BJDL8.5 5 poles	1SNA **291 145** R25**00**
		BJDL5.6 6 poles	1SNA **291 106** R27**00**				
		BJDL5.7 7 poles	1SNA **291 107** R20**00**				
		BJDL5.8 8 poles	1SNA **291 108** R01**00**				
		BJDL5.9 9 poles	1SNA **291 109** R02**00**				
		BJDL5.10 10 poles	1SNA **291 110** R26**00**				
4	**5** Jumper bar orange between 2 blocks, different spacing - spacing 5 and 6 mm IP 20 - 24 A	BJDPL5.6 (1)	1SNA **291 150** R06**00**	BJDPL5.6 (1)	1SNA **291 150** R06**00**		
	- spacing 5 and 8 mm IP 20 - 24 A	BJDPL5.8 (1)	1SNA **291 160** R00**00**			BJDPL5.8 (1)	1SNA **291 160** R00**00**
5	- spacing 6 and 8 mm IP 20 - 32 A			BJDPL6.8 (1)	1SNA **291 170** R02**00**	BJDPL6.8 (1)	1SNA **291 170** R02**00**
R	**R** See markers section	RC510, RPC (on top) - RC55 (on side)		RC610, RPC (on top) - RC65 (on side)		RC610, RC810, RPC (on top) - RC65, RCAL (on side)	

Other accessories see section accessories

(1) Insert an end section between the 2 connected blocks

Standard and ground Terminal blocks

Spring clamp ⌙ **DIN 3**

Exe and Exi voltage ratings apply to terminal blocks only without any accessory. The use of ground terminal blocks do not decrease the standard terminal blocks' voltage ratings.
1 wire per spring.
For the terminal block voltage rating with its accessories, consult our "ATEX technical instructions sheet for safe mounting".

End stop	⌙	th. 9 mm	**BADL**	1SNA **399 903** R02**00**
End stop	⌙	th. 10 mm	**BAM2**	1SNA **399 967** R01**00**
Rail	⌙	35 x 7,5 x 1	**PR3.Z2**	1SNA **174 300** R17**00**
Rail	⌙	35 x 15 x 2,3	**PR4**	1SNA **168 500** R12**00**
Rail	⌙	35 x 15 x 1,5	**PR5**	1SNA **168 700** R22**00**

Other end stops, rails and accessories : see section on accessories.

D 10/10.2L.Ex

Spacing 10 mm .394"

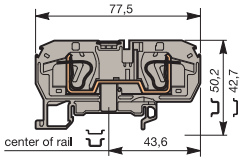

Terminal block with 2 springs with 1 test + 1 interconnection on one side

D 16/12.2L.Ex

Spacing 12 mm .473"

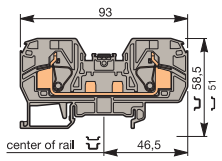

Terminal block with 2 springs with 1 test + 1 interconnection on both sides

D 35/16.2L.Ex

Spacing 16 mm .630"

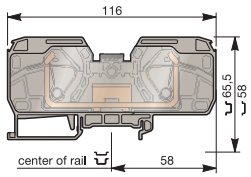

Terminal block with 2 springs with 1 test + 1 interconnection on both sides

D 10/10.P.2L.Ex

Spacing 10 mm .394"

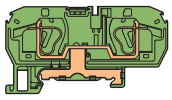

Terminal block with 2 springs for ground wire.

D 16/12.P.2L.Ex

Spacing 12 mm .473"

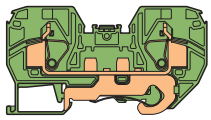

Terminal block with 2 springs for ground wire.

D 35/16.P.2L.Ex

Spacing 16 mm .630"



Terminal block with 2 springs for ground wire.

		Type	P/N	Type	P/N	Type	P/N
Standard blocks UL 94 V0	Grey body	**D 10/10.2L.Ex**	1SNA **146 118** R20**00**	**D 16/12.2L.Ex**	1SNA **146 130** R20**00**	**D 35/16.2L.Ex**	1SNA **146 136** R12**00**
	Blue body	**D 10/10.N.2L.Ex**	1SNA **146 120** R26**00**	**D 16/12.N.2L.Ex**	1SNA **146 132** R16**00**	**D 35/16.N.2L.Ex**	1SNA **146 138** R24**00**
Terminal blocks for ground wires UL 94 V0	Green/yellow body (with rail contact)	**D 10/10.P.2L.Ex**	1SNA **146 122** R14**00**	**D 16/12.P.2L.Ex**	1SNA **146 134** R10**00**	**D 35/16.P.2L.Ex**	1SNA **146 140** R02**00**

Characteristics

		IEC / NFC / DIN		IEC / NFC / DIN		IEC / NFC / DIN	
Wire size	Rigid	0.5 - 16		0.5 - 25		2.5 - 50	
	Flexible	0.5 - 10		0.5 - 16		2.5 - 35	
mm² / AWG							
Rated wire size	mm² / AWG	10 mm²		16 mm²		35 mm²	
Short-circuit current (for ground blocks)	A / s	1200 A / 1 s		1920 A / 1 s		4200 A / 1 s	
Wire stripping length	mm / inches	12 mm / .47"		19 mm / .79"		26 mm / 1.02"	
Recommended screwdriver	mm / inches	5,5 mm / .22"		6,5 mm / .26"		6,5 mm / .26"	
Voltage	EN 60079-7 ; EN 50020	Exe : 550 V	Exi : 375 V	Exe : 550 V	Exi : 375 V	Exe : 750 V	Exi : 375 V
Current		57 A		76 A		125 A	
ATEX marking		Ⓔx I M2 / M1	Ⓔx II 2GD / 1GD	Ⓔx I M2 / M1	Ⓔx II 2GD / 1GD	Ⓔx I M2 / M1	Ⓔx II 2GD / 1GD
		Ex e/i I / II		Ex e/i I / II		Ex e/i I / II	
ATEX certificate		LCIE 05 ATEX 0016U		LCIE 05 ATEX 0016U		LCIE 05 ATEX 0016U	

Accessories

		Type	P/N	Type	P/N	Type	P/N
1	**1** End section grey	FED10.2L th. 2,5	1SNA **291 461** R22**00**	FED12.2L th. 2,5	1SNA **399 571** R04**00**		
		FED10.2L th. 2,5	1SNA **291 462** R23**00**	FED12.2L th. 2,5	1SNA **399 572** R05**00**		
	3 Jumper bar orange	BJDL1.10.2 (1) 2 poles	1SNA **291 472** R25**00**	BJDL12.2 (1) 2 poles	1SNA **399 563** R04**00**	BJDL16.2 (1) 2 poles	1SNA **399 621** R06**00**
	57 A - D 10/10.2L.Ex	BJDL1.10.3 (1) 3 poles	1SNA **291 474** R27**00**				
	76 A - D 16/12.2L.Ex	BJDL1.10.4 (1) 4 poles	1SNA **291 476** R21**00**				
	115 A - D 35/16.2L.Ex	BJDL1.10.5 (1) 5 poles	1SNA **291 478** R03**00**				
3	**4** Jumper bar orange						
	between 2 blocks, different spacing						
	- spacing 5 and 6 mm *IP 20 - 24 A*	BJDPL5.10 (2)	1SNA **291 480** R22**00**				
4	- spacing 6 and 10 mm *IP 20 - 32 A*	BJDPL6.10 (2)	1SNA **291 482** R10**00**				
	- spacing 8 and 10 mm *IP 20 - 41 A*	BJDPL8.10 (2)	1SNA **291 484** R12**00**				
R	**R** See markers section						
	Other accessories see section accessories	RC1010, RC810, RCC610 (on top) RCAL85, RC65 (on side)		RC1010, RC810, RCC610 (on top) RCAL85, RC65 (on side)		RC1010, RC810, RCC610 (on top) RCAL85, RC65 (on side)	

(1) No voltage decrease EExe and EExi with BJDL - (2) Insert an end section between the 2 connected blocks

Standard and ground miniblocks

- Spring clamp ⌣ **DIN 2**

- Base mount with flanges

Exe and Exi voltage ratings apply to terminal blocks only without any accessory. The use of ground terminal blocks do not decrease the standard terminal blocks' voltage ratings.
1 wire per spring.
For the terminal block voltage rating with its accessories, consult our "ATEX technical instructions sheet for safe mounting".

End stop	⌣	th. 6.5 mm	**BADRL**	1SNA **199 420** R**21**00
Rail	⌣	15 x 5 x 1	**PR2**	1SNA **164 600** R**12**00

DR 2,5/5.2L.Ex

Spacing 5 mm *.200"*

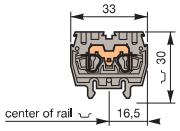

Miniblock with 2 springs



DR 2,5/10.P.4L.Ex

Spacing 10 mm *.396"*

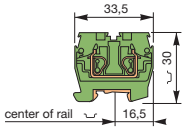

Ground miniblock with 4 springs

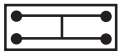

DB 2,5/5.2L.Ex

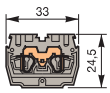

Miniblock with 2 springs



		Type	P/N	Type	P/N
Standard blocks UL 94 V0	Grey body	**DR 2,5/5.2L.Ex**	1SNA **146 207** R**02**00	**DB 2,5/5.2L.Ex**	1SNA **146 246** R**00**00
	Blue body	**DR 2,5/5.N.2L.Ex**	1SNA **146 279** R**11**00	**DB 2,5/5.N.2L.Ex**	1SNA **146 247** R**01**00
Terminal blocks for ground wires UL 94 V0	Green/yellow body (with rail contact)	**DR 2,5/10.P.4L.Ex**	1SNA **146 263** R**01**00		

Characteristics

		IEC NFC DIN		IEC NFC DIN	
Wire size	Rigid	0.12 - 4		0.12 - 4	
	Flexible	0.12 - 2.5		0.12 - 2.5	
mm² / AWG	With isolated ferrule	0.5 - 2.5		0.5 - 2.5	
Rated wire size	mm² / AWG	2.5 mm²		2.5 mm²	
Short-circuit current (for ground blocks)	A / s	300 A / 1 s			
Wire stripping length	mm / inches	9.5 mm / *.37"*		9.5 mm / *.37"*	
Recommended screwdriver	mm / inches	3.5 mm / *.14"*		3.5 mm / *.14"*	
Voltage	EN 60079-7 ; EN 50020	Exe : 275 V	Exi : 60 V	Exe : 275 V	Exi : 60 V
Current		24 A		24 A	
ATEX marking		Ⓔx I M2 / M1	Ⓔx II 2GD / 1GD	Ⓔx I M2 / M1	Ⓔx II 2GD / 1GD
		Ex e/i I / II		Ex e/i I / II	
ATEX certificate		LCIE 02 ATEX 0031U		LCIE 02 ATEX 0031U	

Accessories

			Type	P/N	Type	P/N
1	**1** End section	grey	FED1.L th. 1.5	1SNA **291 301** R**02**00		
		orange	FED1.L th. 1.5	1SNA **291 302** R**03**00		
	2 Kit end section (right + left)	grey			FEDB.L	1SNA **290 281** R**01**00
		orange			FEDB.L	1SNA **290 282** R**02**00
	3 Separator section	grey	FED2.L th. 4	1SNA **291 311** R**23**00	FED2.L th. 4	1SNA **291 311** R**23**00
		orange	FED2.L th. 4	1SNA **291 312** R**24**00	FED2.L th. 4	1SNA **291 312** R**24**00
2	**4** Jumper bar IP 20 - 24 A	orange	BJDL5.2 (1) 2 poles	1SNA **291 102** R**23**00	BJDL5.2 (1) 2 poles	1SNA **291 102** R**23**00
			BJDL5.3 (1) 3 poles	1SNA **291 103** R**24**00	BJDL5.3 (1) 3 poles	1SNA **291 103** R**24**00
			BJDL5.4 (1) 4 poles	1SNA **291 104** R**25**00	BJDL5.4 (1) 4 poles	1SNA **291 104** R**25**00
			BJDL5.5 (1) 5 poles	1SNA **291 105** R**26**00	BJDL5.5 (1) 5 poles	1SNA **291 105** R**26**00
			BJDL5.6 (1) 6 poles	1SNA **291 106** R**27**00	BJDL5.6 (1) 6 poles	1SNA **291 106** R**27**00
			BJDL5.7 (1) 7 poles	1SNA **291 107** R**20**00	BJDL5.7 (1) 7 poles	1SNA **291 107** R**20**00
			BJDL5.8 (1) 8 poles	1SNA **291 108** R**01**00	BJDL5.8 (1) 8 poles	1SNA **291 108** R**01**00
			BJDL5.9 (1) 9 poles	1SNA **291 109** R**02**00	BJDL5.9 (1) 9 poles	1SNA **291 109** R**02**00
			BJDL5.10 (1) 10 poles	1SNA **291 110** R**26**00	BJDL5.10 (1) 10 poles	1SNA **291 110** R**26**00
3	**5** Jumper bar IP 20 - 24 A	orange	BJDL10.2 (2) 2 poles	1SNA **291 322** R**26**00		
			BJDL10.3 (2) 3 poles	1SNA **291 323** R**27**00		
			BJDL10.4 (2) 4 poles	1SNA **291 324** R**20**00		
			BJDL10.5 (2) 5 poles	1SNA **291 325** R**21**00		
4						
5						
R	**R** See markers section		RC55		RC55	

Other accessories see section accessories

(1) For D.....2,5/5.2L.Ex only.
(2) For DR 2,5/10.P.4L.Ex only.

Terminal blocks
Insulation displacement

Screw clamp - ADO ⊔ DIN 3

Exe and Exi voltage ratings apply to terminal blocks only without any accessory. The use of ground terminal blocks do not decrease the standard terminal blocks' voltage ratings.
2 wires max. same gage and nature per ADO connection.

For the terminal block voltage rating with its accessories, consult our "ATEX technical instructions sheet for safe mounting".

End stop	⊔	th. 9 mm	**BADL**	1SNA **399 903** R0200
End stop	⊔	th. 10 mm	**BAM2**	1SNA **399 967** R0100
Rail	⊔	35 x 7,5 x 1	**PR3.Z2**	1SNA **174 300** R1700
Rail	⊔	35 x 15 x 2,3	**PR4**	1SNA **168 500** R1200
Rail	⊔	35 x 15 x 1,5	**PR5**	1SNA **168 700** R2200

Other end stops, rails and accessories : see section on accessories.

D 2,5/5.ADO.Ex

Spacing 5 mm .200"

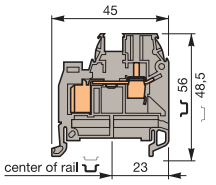

Standard 5 mm block

D 4/6.ADO.Ex

Spacing 6 mm .238"

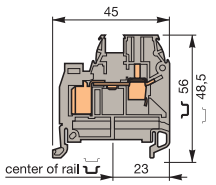

Standard 6 mm block

D 6/8.ADO.Ex

Spacing 8 mm .315"

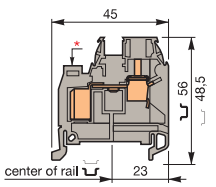

*Standard 8 mm block - * Black marking*

D 2,5/5.P.ADO.Ex

Spacing 5 mm .200"

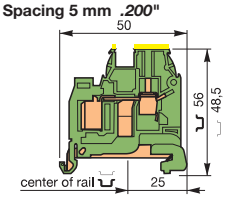

Terminal block for ground wire with rail contact

D 4/6.P.ADO.Ex

Spacing 6 mm .238"

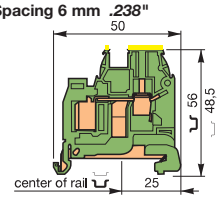

Terminal block for ground wire with rail contact

D 6/8.P.ADO.Ex

Spacing 8 mm .315"

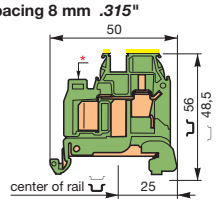

*Terminal block for ground wire with rail contact - * Black marking*

		Type	P/N	Type	P/N	Type	P/N
Standard blocks UL 94 V0	Grey body	D 2,5/5.ADO.Ex	1SNA **146 071** R2400	D 4/6.ADO.Ex	1SNA **146 032** R1500	D 6/8.ADO.Ex	1SNA **146 034** R1700
	Blue body	D 2,5/5.N.ADO.Ex	1SNA **146 072** R2500	D 4/6.N.ADO.Ex	1SNA **146 033** R1600	D 6/8.N.ADO.Ex	1SNA **146 035** R1000
	Yellow body	D 2,5/5.ADO.Ex	1SNA **146 413** R1000	D 4/6.ADO.Ex	1SNA **146 281** R2400	D 6/8.ADO.Ex	1SNA **146 417** R1400
Terminal blocks for ground wires UL 94 V0	Green/yellow body (with rail contact)	D 2,5/5.P.ADO.Ex	1SNA **146 074** R2700	D 4/6.P.ADO.Ex	1SNA **146 031** R1400	D 6/8.P.ADO.Ex	1SNA **146 042** R2700

Characteristics

			IEC NFC DIN		IEC NFC DIN		IEC NFC DIN	
Wire size	Screw	Rigid	0.2 - 4		0.2 - 4		0.2 - 10	
		Flexible	0.22 - 2.5		0.22 - 4		0.22 - 6	
mm² / AWG	ADO	Rigid	0.2 - 1		0.28 - 1.5		1 - 2.5	
		Flexible	0.22 - 1		0.34 - 1.5		1 - 2.5	
Rated wire size		mm² / AWG	1 mm²		1.5 mm²		2.5 mm²	
Short-circuit current (for ground blocks)		A / s	120 A / 1 s		180 A / 1 s		300 A / 1 s	
Wire stripping length		mm / inches	9.5 mm / .37"		9.5 mm / .37"		12 mm / .47"	
Recommended torque		Nm / lb.in	0.4-0.6 Nm / *3.5-5.3 lb.in*		0.5-0.8 Nm / *4.4-7.1 lb.in*		0.8-1 Nm / *7.1-8.9 lb.in*	
Voltage	EN 60079-7 ; EN 50020		Exe : 750 V	Exi : 60 V	Exe : 550 V	Exi : 90 V	Exe : 550 V	Exi : 90 V
Current			13,5 A		17,5 A		24 A	
ATEX marking			Ⓔx I M2 / M1	Ⓔx II 2GD / 1GD	Ⓔx I M2 / M1	Ⓔx II 2GD / 1GD	Ⓔx I M2 / M1	Ⓔx II 2GD / 1GD
			Ex e/i I / II		Ex e/i I / II		Ex e/i I / II	
ATEX certificate			LCIE 02 ATEX 0029U		LCIE 02 ATEX 0020U / 0021U		LCIE 02 ATEX 0020U / 0021U	

Accessories

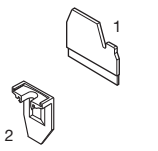

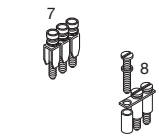

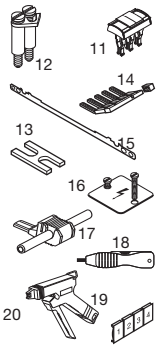

			Type	P/N	Type	P/N	Type	P/N
1	End section	grey	FEDAD1	th. 3 1SNA **199 336** R2000	FEDAD1	th. 3 1SNA **199 336** R2000	FEDAD1	th. 3 1SNA **199 336** R2000
		yellow	FEDAD1	th. 3 1SNA **199 339** R0300	FEDAD1	th. 3 1SNA **199 339** R0300	FEDAD1	th. 3 1SNA **199 339** R0300
2	Circuit separator	grey	SCAD5	1SNA **199 551** R2000	SCAD	1SNA **196 896** R0000	SCAD	1SNA **196 896** R0000
7	Assembled jumper bar (with IP20 protection)		BJMI (1)	see accessories	BJMI (1)	see accessories	BJMI (1)	see accessories
8	Jumper bar not assembled		BJS (1)	see accessories	BJS (1)	see accessories	BJS (1)	see accessories
11	Screwless jumper bar to be inserted into ADO jaw	orange IP20	BJADO	see accessories	BJADO	see accessories	BJADO	see accessories
12	Pivoting jumper bar				BJP6	1SNA **174 413** R1400	BJP8	1SNA **174 448** R0700
13	Connector plate				EL6	1SNA **173 627** R2100	EL6	1SNA **173 627** R2100
14	Comb-type jumper bar		PC5	10 poles 1SNA **113 544** R1200	PC6	10 poles 1SNA **113 548** R2600	PC8	10 pôles 1SNA **163 313** R2400
	Isolating cover		EIP	1SNA **113 550** R2400	EIP	1SNA **113 550** R2400		
15	Shielding connector	th. 0,5	CBM5	1SNA **178 745** R1400	CBM5	1SNA **178 745** R1400		
		th. 0,8	CBM8	1SNA **178 746** R1500	CBM8	1SNA **178 746** R1500		
16	Protection label				EP6	4 blocks 1SNA **163 427** R1700	EP6	3 blocks 1SNA **163 427** R1700
							EP8	4 blocks 1SNA **163 428** R2000
	Screw for protection label				VSP6	1SNA **163 433** R1500	VSP6	1SNA **163 433** R1500
17	IDC jumper				AD2,5	1SNA **114 205** R2000	AD2,5	1SNA **114 205** R2000
18	Manual tool		OUMAD	1SNA **179 466** R0600	OUMAD	1SNA **179 466** R0600	OUMAD	1SNA **179 466** R0600
19	Semi-automatic tool		OUPAD	1SNA **178 944** R0400	OUPAD	1SNA **178 944** R0400	OUPAD	1SNA **178 944** R0400
20	Interchangeable head kit		OUTA	1SNA **205 284** R0300	OUTA	1SNA **205 284** R0300	OUTA	1SNA **205 284** R0300
			• *These accessories cannot be mounted on D 2,5/5.P.ADO.Ex block*		• *These accessories cannot be mounted on D 4/6.P.ADO.Ex block*		• *These accessories cannot be mounted on D 6/8.P.ADO.Ex block*	
R	See markers section		RC55 - RC510 - RTM 7		RC65 - RC610 - RTM7		RCAL85 - RC810 - RTM7	

(1) A circuit separator SC.... is required with these accessories.

Terminal blocks
Insulation displacement

Screw clamp - ADO ⌴ DIN 3

Exe and Exi voltage ratings apply to terminal blocks only without any accessory. The use of ground terminal blocks do not decrease the standard terminal blocks' voltage ratings.
Only 1 wire per ADO connection.
For the terminal block voltage rating with its accessories, consult our "ATEX technical instructions sheet for safe mounting".

End stop	⌴	th. 9 mm	**BADL**	1SNA **399 903** R02**00**
End stop	⌴	th. 10 mm	**BAM2**	1SNA **399 967** R01**00**
Rail	⎽⎽	35 x 7,5 x 1	**PR3.Z2**	1SNA **174 300** R17**00**
Rail	⌴	35 x 15 x 2,3	**PR4**	1SNA **168 500** R12**00**
Rail	⌴	35 x 15 x 1,5	**PR5**	1SNA **168 700** R22**00**

Other end stops, rails and accessories : see section on accessories.

D 6/8.ADO3.Ex

Spacing 8 mm *.315"*

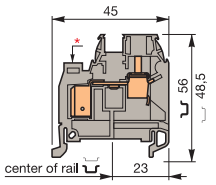

*Standard 8 mm block - * White marking*

D 6/8.P.ADO3.Ex

Spacing 8 mm *.315"*

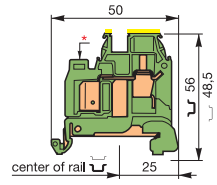

*Terminal block for ground wire with rail contact - * White marking*

		Type	P/N
Standard blocks UL 94 V0	Grey body	**D 6/8.ADO3.Ex**	1SNA **146 078** R03**00**
	Blue body	**D 6/8.N.ADO3.Ex**	1SNA **146 079** R04**00**
Terminal blocks for ground wires UL 94 V0	Green/yellow body (with rail contact)	**D 6/8.P.ADO3.Ex**	1SNA **146 081** R17**00**

Characteristics

			IEC NFC DIN			
Wire size	Screw	Rigid	0.2 - 10			
		Flexible	0.22 - 6			
mm² / AWG	ADO	Rigid	4			
		Flexible	4			
Rated wire size		mm² / AWG	4 mm²			
Short-circuit current (for ground blocks)		A / s	480 A / 1 s			
Wire stripping length		mm / inches	12 mm / *.47"*			
Recommended torque		Nm / lb.in	0.8-1 Nm / *7.1-8.9 lb.in*			
Voltage	EN 60079-7 ; EN 50020		Exe : 750 V	Exi : 375 V		
Current			32 A			
ATEX marking			Ⓔx I M2 / M1	Ⓔx II 2GD / 1GD		
			Ex e/i	I / II		
ATEX certificate			LCIE 02 ATEX 0029U			

Accessories

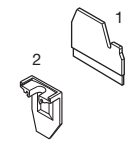

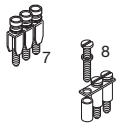

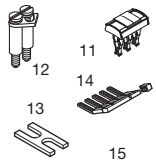

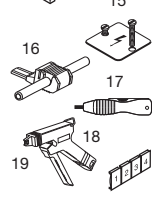

		Type	P/N
1 End section	grey	FEDAD1 th. 3	1SNA **199 336** R20**00**
	yellow	FEDAD1 th. 3	1SNA **199 339** R03**00**
2 Circuit separator	grey	SCAD •	1SNA **196 896** R00**00**
7 Assembled jumper bar (with IP20 protection)		BJMI8 (1) •	see accessories
8 Jumper bar not assembled		BJS (1) •	see accessories
11 Screwless jumper bar to be inserted into ADO jaw	orange IP20	BJADO	see accessories
12 Pivoting jumper bar		BJP8 •	1SNA **174 448** R07**00**
13 Connector plate		EL6 •	1SNA **173 627** R21**00**
14 Comb-type jumper bar		PC8 10 poles	1SNA **163 313** R24**00**
15 Protection label		EP6 • 3 blocks	1SNA **163 427** R17**00**
		EP8 • 4 blocks	1SNA **163 428** R20**00**
Screw for protection label		VSP6 •	1SNA **163 433** R15**00**
16 IDC jumper		AD2,5	1SNA **114 205** R20**00**
17 Manual tool		OUMAD	1SNA **179 466** R06**00**
18 Semi-automatic tool		OUPAD	1SNA **178 944** R04**00**
19 Interchangeable head kit		OUTA	1SNA **205 284** R03**00**

• *These accessories cannot be mounted on D 6/8.P.ADO3.Ex block*

R See markers section	RCAL85 - RC810 - RTM7	

(1) A circuit separator SC.... is required with these accessories.

Double deck terminal blocks
Insulation displacement

Screw clamp - ADO ⊔ DIN 3

ADO SYSTEM

Exe and Exi voltage ratings apply to terminal blocks only without any accessory. The use of ground terminal blocks do not decrease the standard terminal blocks' voltage ratings.

2 wires max. same gage and nature per ADO connection.

For the terminal block voltage rating with its accessories, consult our "ATEX technical instructions sheet for safe mounting".

End stop	⊔	th. 12 mm	**BADH**	1SNA **116 900** R**27**00
End stop	⊔ ⊔	th. 9,1 mm	**BAMH**	1SNA **114 836** R**00**00
End stop	⊔ ⊔	th. 9,1 mm	**BAMH**	1SNA **194 836** R**01**00
Rail	⊔	35 x 7,5 x 1	**PR3.Z2**	1SNA **174 300** R**17**00
Rail	⊔	35 x 15 x 2,3	**PR4**	1SNA **168 500** R**12**00
Rail	⊔	35 x 15 x 1,5	**PR5**	1SNA **168 700** R**22**00

Other end stops, rails and accessories : see section on accessories.

D 4/6.D2.ADO.Ex

Spacing 6 mm .238"

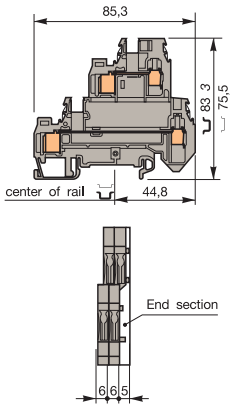

Terminal block 6 mm, double deck opened.

	Type	P/N
Standard blocks UL 94 V0 ■ Grey body	**D 4/6.D2.ADO.Ex** ■	1SNA **146 045** R**22**00
■ Blue body	**D 4/6.D2.N.ADO.Ex** ■	1SNA **146 046** R**23**00

Characteristics

			IEC NFC DIN
Wire size	Screw	Rigid	0.2 - 4
		Flexible	0.22 - 4
mm² / AWG	ADO	Rigid	0.28 - 1.5
		Flexible	0.34 - 1.5
Rated wire size		mm² / AWG	1.5 mm²
Wire stripping length		mm / inches	9.5 mm / *.37"*
Recommended torque		Nm / lb.in	0.5-0.8 Nm / *4.4-7.1 lb.in*
Voltage	EN 60079-7 ; EN 50020		Exe : 550 V Exi : 375 V
Current			17.5 A
ATEX marking			⟨Ex⟩ I M2 / M1 ⟨Ex⟩ II 2GD / 1GD
			Ex e/i I / II
ATEX certificate			LCIE 02 ATEX 0021U

Accessories

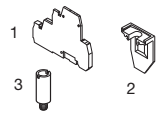

		Type		P/N
1	End section grey ■	FED2AD1	th. 5 ■	1SNA **199 417** R**12**00
2	Circuit separator grey ■	SCAD	■	1SNA **196 896** R**00**00
3	Test socket DIA. 2 mm	AL2 (1)	DIA 2	1SNA **163 043** R**21**00
	DIA. 3 mm	AL3 (1)	DIA 3	1SNA **163 261** R**00**00

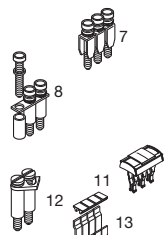

7	Assembled jumper bar with IP20 protection	BJMI6...		see accessories
8	Jumper bar not assembled Post + washer + captive screw IP20	BJS6	20 poles	1SNA **174 784** R**20**00
		EV6I		1SNA **206 394** R**02**00

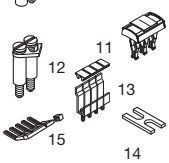

11	Screwless jumper bar to be inserted into ADO jaw orange IP20	BJADO6...		see accessories
12	Pivoting jumper bar	BJP6 (1)		1SNA **174 413** R**14**00
13	Jumper bar for alternated jumping	BJA6 (1)	10 poles	1SNA **116 541** R**12**00
14	Connector plate	EL6		1SNA **173 627** R**21**00
15	Comb-type jumper bar	PC6	10 poles	1SNA **113 548** R**26**00
	Isolating cover	EIP		1SNA **113 550** R**24**00
16	Vertical jumper bar	ITVE		1SNA **179 694** R**03**00
17	Shielding connector	CBD2S		1SNA **178 408** R**14**00
18	Protection label	EP6	4 blocks	1SNA **163 427** R**17**00
	Screw for protection label	VSP6		1SNA **163 433** R**15**00
19	IDC jumper	AD2,5		1SNA **114 205** R**20**00
20	Manual tool	OUMAD		1SNA **179 466** R**06**00
21	Semi-automatic tool	OUPAD		1SNA **178 944** R**04**00
22	Interchangeable head kit	OUTA		1SNA **205 284** R**03**00

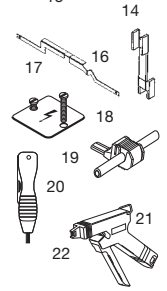

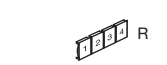

R	See markers section	RC65 - RC610 - RTM7

(1) A circuit separator SC.... is required with these accessories.

Terminal blocks
Insulation displacement

ADO - ADO ⊔ DIN 3

Exe and Exi voltage ratings apply to terminal blocks only without any accessory. The use of ground terminal blocks do not decrease the standard terminal blocks' voltage ratings.

2 wires max. same gage and nature per ADO connection.

For the terminal block voltage rating with its accessories, consult our "ATEX technical instructions sheet for safe mounting".

End stop	⊔	th. 9 mm	**BADL**	1SNA **399 903** R02**00**
End stop	⊔	th. 10 mm	**BAM2**	1SNA **399 967** R01**00**
Rail	⊔	35 x 7,5 x 1	**PR3.Z2**	1SNA **174 300** R17**00**
Rail	⊔	35 x 15 x 2,3	**PR4**	1SNA **168 500** R12**00**
Rail	⊔	35 x 15 x 1,5	**PR5**	1SNA **168 700** R22**00**

Other end stops, rails and accessories : see section on accessories.

D 1/5.ADO.Ex

Spacing 5 mm .200"

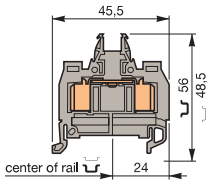

Standard 5 mm block

D 1,5/6.ADO.Ex

Spacing 6 mm .238"

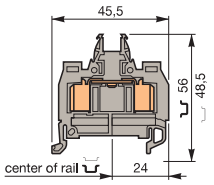

Standard 6 mm block

D 1/5.P.ADO.Ex

Spacing 5 mm .200"

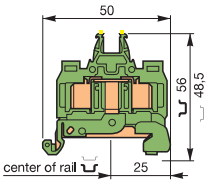

Terminal block for ground wire with rail contact

D 1,5/6.P.ADO.Ex

Spacing 6 mm .238"

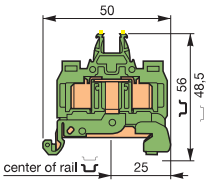

Terminal block for ground wire with rail contact

		Type	P/N	Type	P/N
Standard blocks UL 94 V0	Grey body	**D 1/5.ADO.Ex**	1SNA **146 069** R02**00**	**D 1,5/6.ADO.Ex**	1SNA **146 036** R11**00**
	Blue body	**D 1/5.N.ADO.Ex**	1SNA **146 070** R07**00**	**D 1,5/6.N.ADO.Ex**	1SNA **146 037** R12**00**
	Yellow body			**D 1,5/6.ADO.Ex**	1SNA **146 287** R22**00**
Terminal blocks for ground wires UL 94 V0	Green/yellow body (with rail contact)	**D 1/5.P.ADO.Ex**	1SNA **146 075** R20**00**	**D 1,5/6.P.ADO.Ex**	1SNA **146 040** R01**00**

Characteristics

			IEC NFC DIN		IEC NFC DIN	
Wire size	Screw	Rigid				
		Flexible				
mm² / AWG	ADO	Rigid	0.2 - 1		0.34 - 1.5	
		Flexible	0.22 - 1		0.34 - 1.5	
Rated wire size		mm² / AWG	1 mm²		1.5 mm²	
Short-circuit current (for ground blocks)		A / s	120 A / 1 s		180 A / 1 s	
Wire stripping length		mm / inches				
Recommended torque		Nm / lb.in				
Voltage	EN 60079-7 ; EN 50020		Exe : 750 V	Exi : 60 V	Exe : 550 V	Exi : 90 V
Current			13,5 A		17,5 A	
ATEX marking			Ⓔx I M2 / M1	Ⓔx II 2GD / 1GD	Ⓔx I M2 / M1	Ⓔx II 2GD / 1GD
			Ex e/i I / II		Ex e/i I / II	
ATEX certificate			LCIE 02 ATEX 0029U		LCIE 02 ATEX 0021U	

Accessories

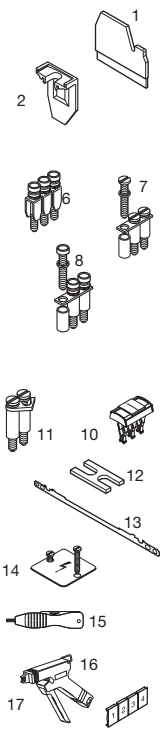

			Type	P/N	Type	P/N
1	End section	grey	FEMAD3	th. 3 1SNA **199 341** R05**00**	FEMAD3	th. 3 1SNA **199 341** R05**00**
		yellow	FEMAD3	th. 3 1SNA **199 343** R07**00**	FEMAD3	th. 3 1SNA **199 343** R07**00**
2	Circuit separator	grey	SCAD5	1SNA **199 551** R20**00**	SCAD	1SNA **199 551** R20**00**
6	Assembled jumper bar (with IP20 protection)		BJMI5 (1)	see accessories	BJMI6 (1)	see accessories
7	Jumper bar not assembled Post + screw + washer		BJS5 (1) EV5	see accessories		
8	Jumper bar not assembled Post + washer + captive screw IP20				BJS6 (1) EV6I	see accessories
10	Screwless jumper bar to be inserted into ADO jaw	orange IP20	BJADO5...	see accessories	BJADO6...	see accessories
11	Pivoting jumper bar				BJP6	1SNA **174 413** R14**00**
12	Connector plate				EL6	1SNA **173 627** R21**00**
13	Shielding connector	th. 0,5	CBM5	1SNA **178 745** R14**00**	CBM5	1SNA **178 745** R14**00**
		th. 0,8	CBM8	1SNA **178 746** R15**00**	CBM8	1SNA **178 746** R15**00**
14	Protection label				EP6	1SNA **163 427** R17**00**
	Screw for protection label				VSP6	1SNA **163 433** R15**00**
15	Manual tool		OUMAD	1SNA **179 466** R06**00**	OUMAD	1SNA **179 466** R06**00**
16	Semi-automatic tool		OUPAD	1SNA **178 944** R04**00**	OUPAD	1SNA **178 944** R04**00**
17	Interchangeable head kit		OUTA	1SNA **205 284** R03**00**	OUTA	1SNA **205 284** R03**00**
R	See markers section		RC55 - RC510 - RTM 7		RC65 - RC610 - RTM7	

(1) A circuit separator SC.... is required with these accessories.

Terminal blocks
Insulation displacement

ADO - ADO ⊔ DIN 3

Exe and Exi voltage ratings apply to terminal blocks only without any accessory. The use of ground terminal blocks do not decrease the standard terminal blocks' voltage ratings.
2 wires max. same gage and nature per ADO connection.

For the terminal block voltage rating with its accessories, consult our "ATEX technical instructions sheet for safe mounting".

End stop	⊔	th. 9 mm	**BADL**	1SNA **399 903** R0200
End stop	⊔	th. 10 mm	**BAM2**	1SNA **399 967** R0100
Rail	⊔	35 x 7,5 x 1	**PR3.Z2**	1SNA **174 300** R1700
Rail	⊔	35 x 15 x 2,3	**PR4**	1SNA **168 500** R1200
Rail	⊔	35 x 15 x 1,5	**PR5**	1SNA **168 700** R2200

Other end stops, rails and accessories : see section on accessories.

D 2,5/8.ADO.Ex

Spacing 8 mm .315"

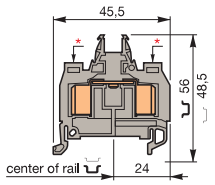

*Standard 8 mm block - * Black marking*

D 4/8.ADO.Ex

Spacing 8 mm .315"

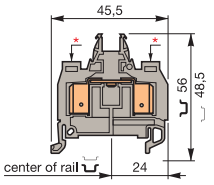

*Standard 8 mm block - * White marking*

D 2,5/8.P.ADO.Ex

Spacing 8 mm .315"

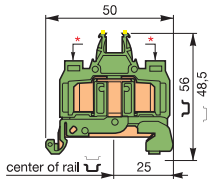

*Terminal block for ground wire with rail contact - * Black marking*

D 4/8.P.ADO.Ex

Spacing 8 mm .315"

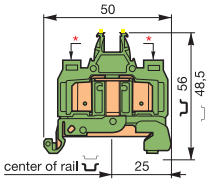

*Terminal block for ground wire with rail contact - * White marking*

		Type	P/N	Type	P/N
Standard blocks UL 94 V0	Grey body	**D 2,5/8.ADO.Ex**	1SNA **146 038** R2300	**D 4/8.ADO.Ex**	1SNA **146 076** R2100
	Blue body	**D 2,5/8.N.ADO.Ex**	1SNA **146 039** R2400	**D 4/8.N.ADO.Ex**	1SNA **146 077** R2200
	Yellow body	**D 2,5/8.ADO.Ex**	1SNA **146 144** R2200	**D 4/8.ADO.Ex**	1SNA **146 146** R2400
Terminal blocks for ground wires UL 94 V0	Green/yellow body (with rail contact)	**D 2,5/8.P.ADO.Ex**	1SNA **146 041** R2600	**D 4/8.P.ADO.Ex**	1SNA **146 080** R2200

Characteristics

			IEC NFC DIN		IEC NFC DIN	
Wire size	Screw	Rigid				
		Flexible				
mm² / AWG	ADO	Rigid	1 - 2.5		2.5 - 4	
		Flexible	1 - 2.5		4	
Rated wire size		mm² / AWG	2.5 mm²		4 mm²	
Short-circuit current (for ground blocks)		A / s	300 A / 1 s		480 A / 1 s	
Wire stripping length		mm / inches				
Recommended torque		Nm / lb.in				
Voltage	EN 60079-7 ; EN 50020		Exe : 420 V	Exi : 90 V	Exe : 420 V	Exi : 190 V
Current			24 A		32 A	
ATEX marking			Ⓔx I M2 / M1	Ⓔx II 2GD / 1GD	Ⓔx I M2 / M1	Ⓔx II 2GD / 1GD
			Ex e/i I / II		Ex e/i I / II	
ATEX certificate			LCIE 02 ATEX 0021U		LCIE 02 ATEX 0029U	

Accessories

		Type	P/N	Type	P/N
1	End section grey	FEMAD3	th. 3 1SNA **199 341** R0500	FEMAD3	th. 3 1SNA **199 341** R0500
2	Circuit separator grey	SCAD	1SNA **196 896** R0000	SCAD	1SNA **196 896** R0000
5	Assembled jumper bar (without IP20 protection)	BJM8 (1)	see accessories	BJM8 (1)	see accessories
6	Assembled jumper bar (with IP20 protection)	BJMI8 (1)	see accessories	BJMI8 (1)	see accessories
7	Jumper bar not assembled Post + washer + captive screw IP20	BJS8 (1) EV6I	see accessories	BJS8 (1) EV6I	see accessories
10	Pivoting jumper bar	BJP8	1SNA **174 448** R0700	BJP8	1SNA **174 448** R0700
11	Connector plate	EL6	1SNA **173 627** R2100	EL6	1SNA **173 627** R2100
12	Protection label	EP6	1SNA **163 427** R1700	EP6	1SNA **163 427** R1700
		EP8	1SNA **163 428** R2000	EP8	1SNA **163 428** R2000
	Screw for protection label	VSP6	1SNA **163 433** R1500	VSP6	1SNA **163 433** R1500
13	Manual tool	OUMAD	1SNA **179 466** R0600	OUMAD	1SNA **179 466** R0600
14	Semi-automatic tool	OUPAD	1SNA **178 944** R0400	OUPAD	1SNA **178 944** R0400
15	Interchangeable head kit	OUTA	1SNA **205 284** R0300	OUTA	1SNA **205 284** R0300
R	See markers section	RCAL85 - RC610 - RTM7		RCAL85 - RC610 - RTM7	

(1) A circuit separator SC.... is required with these accessories.

Double deck terminal blocks
Insulation displacement

ADO - ADO ⊔ DIN 3

Exe and Exi voltage ratings apply to terminal blocks only without any accessory. The use of ground terminal blocks do not decrease the standard terminal blocks' voltage ratings.

2 wires max. same gage and nature per ADO connection.

For the terminal block voltage rating with its accessories, consult our "ATEX technical instructions sheet for safe mounting".

End stop	⊔	th. 12 mm	**BADH**	1SNA **116 900** R**27**00
End stop	⊔ ⊔	th. 9,1 mm	**BAMH**	1SNA **114 836** R**00**00
End stop	⊔ ⊔	th. 9,1 mm	**BAMH**	1SNA **194 836** R**01**00
Rail	⊔	35 x 7,5 x 1	**PR3.Z2**	1SNA **174 300** R**17**00
Rail	⊔	35 x 15 x 2,3	**PR4**	1SNA **168 500** R**12**00
Rail	⊔	35 x 15 x 1,5	**PR5**	1SNA **168 700** R**22**00

Other end stops, rails and accessories : see section on accessories.

D 1,5/6.D2.ADO.Ex

Spacing 6 mm .238"

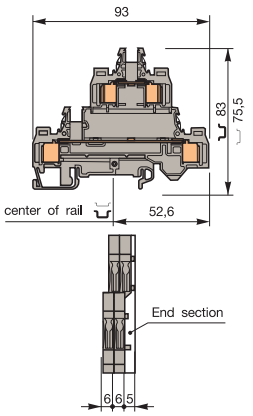

Terminal block 6 mm, double deck opened.

	Type	P/N
Standard blocks UL 94 V0 ■ Grey body	**D 1,5/6.D2.ADO.Ex** ■	1SNA **146 062** R**23**00
■ Blue body	**D 1,5/6.D2.N.ADO.Ex** ■	1SNA **146 063** R**24**00

Characteristics

			IEC / NFC / DIN					
Wire size	Screw	Rigid						
		Flexible						
mm² / AWG	ADO	Rigid	0.28 - 1.5					
		Flexible	0.34 - 1.5					
Rated wire size		mm² / AWG	1.5 mm²					
Wire stripping length		mm / inches						
Recommended torque		Nm / lb.in						
Voltage	EN 60079-7 ; EN 50020		Exe : 550 V	Exi : 375 V				
Current			17.5 A					
ATEX marking			Ⓔx I M2 / M1	Ⓔx II 2GD / 1GD				
			Ex e/i I / II					
ATEX certificate			LCIE 02 ATEX 0029U					

Accessories

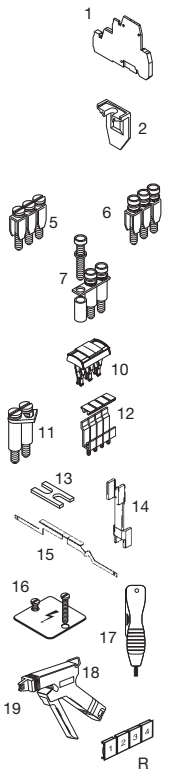

		Type		P/N
1	End section grey ■	FED2AD2	th. 5 ■	1SNA **199 476** R**25**00
2	Circuit separator grey ■	SCAD	■	1SNA **196 896** R**00**00
5	Assembled jumper bar without IP20	BJM6		see accessories
6	Assembled jumper bar with IP20	BJMI6		see accessories
7	Jumper bar not assembled	BJS6	20 poles	1SNA **174 784** R**20**00
	Post + washer + captive screw IP20	EV6I		1SNA **206 394** R**02**00
10	Svrewless jumper bar to be inserted into ADO jaw orange IP20	BJADO6...		see accessories
11	Pivoting jumper bar	BJP6		1SNA **174 413** R**14**00
12	Jumper bar for alternated jumping	BJA6	10 poles	1SNA **116 541** R**12**00
13	Connector plate	EL6		1SNA **173 627** R**21**00
14	Vertical jumper bar	ITVE		1SNA **179 694** R**03**00
15	Shielding connector	CBD2S		1SNA **178 408** R**14**00
16	Protection label	EP6	4 blocks	1SNA **163 427** R**17**00
	Screw for protection label	VSP6		1SNA **163 433** R**15**00
17	Manual tool	OUMAD		1SNA **179 466** R**06**00
18	Semi-automatic tool	OUPAD		1SNA **178 944** R**04**00
19	Interchangeable head kit	OUTA		1SNA **205 284** R**03**00
R	See markers section	RC65 - RC610 - RTM7		

(1) A circuit separator SC.... is required with these accessories.

Standard miniblocks

- Screw clamp - ADO ⌣ DIN 2 / ⌞ DIN 3 / Base mount

Exe and Exi voltage ratings apply to terminal blocks only without any accessory. The use of ground terminal blocks do not decrease the standard terminal blocks' voltage ratings.

2 wires max. same gage and nature per ADO connection.
For the terminal block voltage rating with its accessories, consult our "ATEX technical instructions sheet for safe mounting".

End stop	⌣	th. 6.5 mm	**BADRL**	1SNA **199 420** R2100
End stop	⌞	th. 9 mm	**BADL**	1SNA **399 903** R0200
End stop	⌞	th. 10 mm	**BAM2**	1SNA **399 967** R0100
Rail	⌞	35 x 7,5 x 1	**PR3.Z2**	1SNA **174 300** R1700
Rail	⌞	35 x 15 x 2,3	**PR4**	1SNA **168 500** R1200
Rail	⌞	35 x 15 x 1,5	**PR5**	1SNA **168 700** R2200
Rail	⌣	15 x 5 x 1	**PR2**	1SNA **164 600** R1200

DR... 4/6.ADO.Ex

Spacing 6 mm .238"
Mounting rail DIN 2

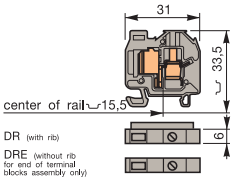

DS 4/6... ADO.Ex

Spacing 6 mm .238"
Mounting rail DIN 3

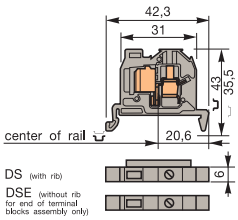

DB 4/6.ADO.Ex

Spacing 6 mm .238"
Base mount with flanges

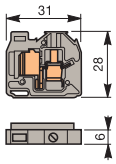

		Type	P/N	Type	P/N	Type	P/N
Standard blocks UL 94 V0	Grey body	**DR 4/6.ADO.Ex**	1SNA **146 202** R0500	**DS 4/6.ADO.Ex**	1SNA **146 064** R2500	**DB 4/6.ADO.Ex**	1SNA **146 210** R0000
	Orange body	**DR 4/6.ADO.Ex**	1SNA **146 208** R1300				
	Grey body (without rib)	**DRE 4/6.ADO.Ex**	1SNA **146 209** R1400				
	Blue body			**DS 4/6.N.ADO.Ex**	1SNA **146 065** R2600		

Characteristics

			IEC NFC DIN		IEC NFC DIN		IEC NFC DIN	
Wire size	Screw	Rigid	0.2 - 4		0.2 - 4		0.2 - 4	
		Flexible	0.22 - 4		0.22 - 4		0.22 - 4	
mm² / AWG	ADO	Rigid	0.28 - 1.5		0.28 - 1.5		0.28 - 1.5	
		Flexible	0.34 - 1.5		0.34 - 1.5		0.34 - 1.5	
Rated wire size		mm² / AWG	1.5 mm²		1.5 mm²		1.5 mm²	
Wire stripping length		mm / inches	9.5 mm / .37"		9.5 mm / .37"		9.5 mm / .37"	
Recommended torque		Nm / lb.in	0,5-0,8 Nm / *4,4-7,1 lb-in*		0,5-0,8 Nm / *4,4-7,1 lb-in*		0,5-0,8 Nm / *4,4-7,1 lb-in*	
Voltage	EN 60079-7 ; EN 50020		Exe : 420 V Exi : 190 V		Exe : 420 V Exi : 190 V		Exe : 420 V Exi : 190 V	
Current			17,5 A		17,5 A		17,5 A	
ATEX marking			Ⓔx I M2 / M1 Ⓔx II 2GD / 1GD		Ⓔx I M2 / M1 Ⓔx II 2GD / 1GD		Ⓔx I M2 / M1 Ⓔx II 2GD / 1GD	
			Ex e/i I / II		Ex e/i I / II		Ex e/i I / II	
ATEX certificate			LCIE 02 ATEX 0032U		LCIE 02 ATEX 0032U		LCIE 02 ATEX 0032U	

Accessories

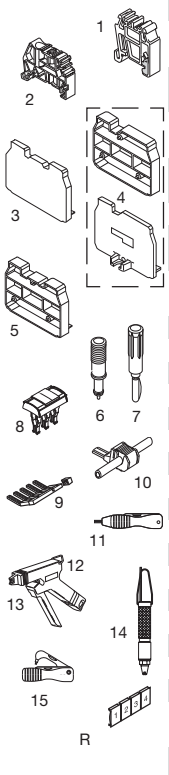

			Type	P/N	Type	P/N	Type	P/N
1	End stop (DIN 2)	grey	BADRL	th. 6.5 1SNA **199 420** R2100				
2	End stop (DIN 3)	grey			BADL	th. 9.0 1SNA **399 903** R0200		
3	End section	grey	FEAD1	th. 2.5 1SNA **199 421** R1600	FEAD1	th. 2.5 1SNA **199 421** R1600		
		orange	FEAD1	th. 2.5 1SNA **199 422** R1700	FEAD1	th. 2.5 1SNA **199 422** R1700		
4	End section kit with screw locks (right + left)	grey					FEAD3	1SNA **199 437** R1600
		orange					FEAD3	1SNA **199 438** R2700
5	Separator	grey	FEAD5	th. 5.0 1SNA **199 433** R1200	FEAD5	th. 5.0 1SNA **199 433** R1200	FEAD5	th. 5.0 1SNA **199 433** R1200
		orange	FEAD5	th. 5.0 1SNA **199 434** R1300	FEAD5	th. 5.0 1SNA **199 434** R1300	FEAD5	th. 5.0 1SNA **199 434** R1300
6	Test device		DCJ	1SNA **173 059** R0300	DCJ	1SNA **173 059** R0300	DCJ	1SNA **173 059** R0300
7	Test plug		FC2	DIA. 2 1SNA **007 865** R2600	FC2	DIA. 2 1SNA **007 865** R2600	FC2	DIA. 2 1SNA **007 865** R2600
8	Screwless jumper bar to be inserted into ADO jaw orange IP20		BJADO6...	see accessories	BJADO6...	see accessories	BJADO6...	see accessories
9	Comb-type jumper bar InsulatinG		PC6	see accessories	PC6	see accessories	PC6	see accessories
			EIP	1SNA **113 550** R2400	EIP	1SNA **113 550** R2400	EIP	1SNA **113 550** R2400
10	IDC jumper				AD2,5	1SNA **114 205** R2000	AD2,5	1SNA **114 205** R2000
11	Manual tool		OUMAD	1SNA **179 466** R0600	OUMAD	1SNA **179 466** R0600	OUMAD	1SNA **179 466** R0600
12	Semi-automatic tool		OUPAD	1SNA **178 944** R0400	OUPAD	1SNA **178 944** R0400	OUPAD	1SNA **178 944** R0400
13	Interchangeable head kit		OUTA	1SNA **205 284** R0300	OUTA	1SNA **205 284** R0300	OUTA	1SNA **205 284** R0300
14	Pneumatic tool kit		OUTAD	1SNA **205 710** R1100	OUTAD	1SNA **205 710** R1100	OUTAD	1SNA **205 710** R1100
15	Extraction tool kit		EXAD2	1SNA **205 721** R0000	EXAD2	1SNA **205 721** R0000	EXAD2	1SNA **205 721** R0000
R	See markers section		Top of block RC65 - RCAL85		Top of block RC65 - RCAL85		Top of block RC65 - RCAL85	

Standard miniblocks

- Screw clamp - ADO ⌣ DIN 2

DR 4/8.ADO.Ex

Spacing 8 mm *.315"*
Mounting rail DIN 2

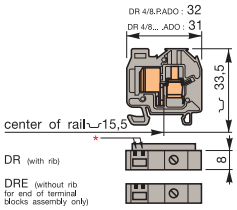

Exe and Exi voltage ratings apply to terminal blocks only without any accessory. The use of ground terminal blocks do not decrease the standard terminal blocks' voltage ratings.
2 wires max. same gage and nature per ADO connection.

For the terminal block voltage rating with its accessories, consult our "ATEX technical instructions sheet for safe mounting".

End stop	⌣	th. 6.5 mm	**BADRL**	1SNA **199 420** R**21**00
Rail	⌣	15 x 5 x 1	**PR2**	1SNA **164 600** R**12**00

	Type	**P/N**
Standard blocks UL 94 V0 ▫ Grey body	**DR 4/8.ADO.Ex** ▫	1SNA **146 255** R**01**00

Characteristics

			IEC NFC DIN
Wire size	Screw	Rigid	0.2 - 4
		Flexible	0.22 - 4
mm² / AWG	ADO	Rigid	1 - 2.5
		Flexible	1 - 2.5
Rated wire size		mm² / AWG	2.5 mm²
Wire stripping length		mm / inches	9.5 mm / *.37"*
Recommended torque		Nm / lb.in	0,5-0,8 Nm / *4,4-7,1 lb-in*
Voltage	EN 60079-7 ; EN 50020		Exe : 550 V Exi : 375 V
Current			24 A
ATEX marking			Ⓔx I M2 / M1 Ⓔx II 2GD / 1GD
			Ex e/i I / II
ATEX certificate			LCIE 02 ATEX 0032U

Accessories

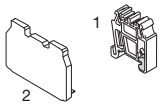

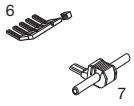

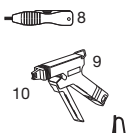

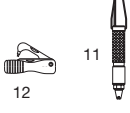

			Type	**P/N**
1	End stop (DIN 2)	grey ▫	BADRL th. 6.5 ▫	1SNA **199 420** R**21**00
2	End section	grey ▫	FEAD1 th. 2.5 ▫	1SNA **199 421** R**16**00
		orange ▪	FEAD1 th. 2.5 ▪	1SNA **199 422** R**17**00
3	Separator	grey ▫	FEAD5 th. 5.0 ▫	1SNA **199 433** R**12**00
		orange ▪	FEAD5 th. 5.0 ▪	1SNA **199 434** R**13**00
6	Comb-type jumper bar		PC8	see accessories
7	IDC jumper		AD2,5	1SNA **114 205** R**20**00
8	Manual tool		OUMAD	1SNA **179 466** R**06**00
9	Semi-automatic tool		OUPAD	1SNA **178 944** R**04**00
10	Interchangeable head kit		OUTA	1SNA **205 284** R**03**00
11	Pneumatic tool kit		OUTAD	1SNA **205 710** R**11**00
12	Extraction tool kit		EXAD2	1SNA **205 721** R**00**00
R	See markers section		Top of block RCAL85	

Standard miniblocks

- ADO - ADO ⌣ DIN 2 / ⊔ DIN 3

Exe and Exi voltage ratings apply to terminal blocks only without any accessory. The use of ground terminal blocks do not decrease the standard terminal blocks' voltage ratings.

2 wires max. same gage and nature per ADO connection.

For the terminal block voltage rating with its accessories, consult our "ATEX technical instructions sheet for safe mounting".

End stop	⌣	th. 6.5 mm	**BADRL**	1SNA **199 420** R**21**00
End stop	⊔	th. 9 mm	**BADL**	1SNA **399 903** R**02**00
End stop	⊔	th. 10 mm	**BAM2**	1SNA **399 967** R**01**00
Rail	⌣	35 x 7,5 x 1	**PR3.Z2**	1SNA **174 300** R**17**00
Rail	⊔	35 x 15 x 2,3	**PR4**	1SNA **168 500** R**12**00
Rail	⊔	35 x 15 x 1,5	**PR5**	1SNA **168 700** R**22**00
Rail	⌣	15 x 5 x 1	**PR2**	1SNA **164 600** R**12**00

DR 1,5/6.ADO.Ex

Spacing 6 mm .238"
Mounting rail DIN 2

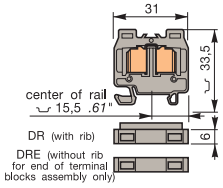

DS 1,5/6... ADO.Ex

Spacing 6 mm .238"
Mounting rail DIN 3

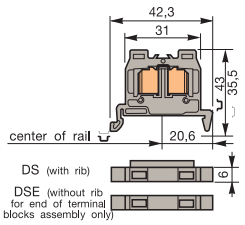

		Type	P/N	Type	P/N
Standard blocks UL 94 V0	Grey body	**DR 1,5/6.ADO.Ex**	1SNA **146 205** R**00**00	**DS 1,5/6.ADO.Ex**	1SNA **146 066** R**27**00
	Blue body			**DS 1,5/6.N.ADO.Ex**	1SNA **146 067** R**20**00

Characteristics

			IEC NFC DIN		IEC NFC DIN	
Wire size	Screw	Rigid				
		Flexible				
mm² / AWG	ADO	Rigid	0.28 - 1.5		0.28 - 1.5	
		Flexible	0.34 - 1.5		0.34 - 1.5	
Rated wire size		mm² / AWG	1.5 mm²		1.5 mm²	
Wire stripping length		mm / inches				
Recommended torque		Nm / lb.in				
Voltage	EN 60079-7 ; EN 50020		Exe : 550 V	Exi : 375 V	Exe : 550 V	Exi : 375 V
Current			17,5 A		17,5 A	
ATEX marking			Ⓔx I M2 / M1	Ⓔx II 2GD / 1GD	Ⓔx I M2 / M1	Ⓔx II 2GD / 1GD
			Ex e/i I / II		Ex e/i I / II	
ATEX certificate			LCIE 02 ATEX 0032U		LCIE 02 ATEX 0032U	

Accessories

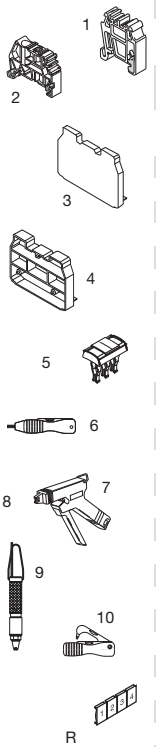

			Type	P/N	Type	P/N
1	End stop (DIN 2)	grey	BADRL	th. 6.5 1SNA **199 420** R**21**00		
2	End stop (DIN 3)	grey			BADL	th. 9.0 1SNA **399 903** R**02**00
3	End section	grey	FEAD2	th. 2.5 1SNA **199 423** R**10**00	FEAD2	th. 2.5 1SNA **199 423** R**10**00
		orange	FEAD2	th. 2.5 1SNA **199 424** R**11**00	FEAD2	th. 2.5 1SNA **199 424** R**11**00
4	Separator	grey	FEAD6	th. 5.0 1SNA **199 435** R**14**00	FEAD6	th. 5.0 1SNA **199 435** R**14**00
		orange	FEAD6	th. 5.0 1SNA **199 436** R**15**00	FEAD6	th. 5.0 1SNA **199 436** R**15**00
5	Screwless jumper bar to be inserted into ADO jaw orange IP20		BJADO6...	see accessories	BJADO6...	see accessories
6	Manual tool		OUMAD	1SNA **179 466** R**06**00	OUMAD	1SNA **179 466** R**06**00
7	Semi-automatic tool		OUPAD	1SNA **178 944** R**04**00	OUPAD	1SNA **178 944** R**04**00
8	Interchangeable head kit		OUTA	1SNA **205 284** R**03**00	OUTA	1SNA **205 284** R**03**00
9	Pneumatic tool kit		OUTAD	1SNA **205 710** R**11**00	OUTAD	1SNA **205 710** R**11**00
10	Extraction tool kit		EXAD2	1SNA **205 721** R**00**00	EXAD2	1SNA **205 721** R**00**00
R	See markers section		Top of block RC65 - RCAL85		Top of block RC65 - RCAL85	

Notes

Terminal blocks

H - Special applications

H2 - Terminal blocks for railway applications and blocks mounted on reinforced rail type 2

Summary

Terminal blocks with quick-connect tabs

Terminal blocks with longitudinal quick-connect tabs 380
Terminal blocks with vertical and longitudinal quick-connect tabs 385
Terminal blocks with vertical quick-connect tabs 386
Component holder with tabs 389
Fuse holder with tabs 392

Terminal blocks with 1stud and quick-connect tabs 393

Terminal blocks with stud terminals

Terminal blocks with 1 stud terminal 394
Terminal blocks with 2 stud terminals 402

Terminal blocks push-turn knob 406

Terminal blocks with insulation displacement ADO System® 408

Feed-through ADO/ADO terminal blocks 409
Double deck ADO/ADO terminal block 412
Heavy duty switch ADO/ADO terminal blocks with plug 413
Component holder ADO/ADO terminal block 414
ADO/Pluggable terminal blocks 415
ADO/Feed-through 1 plug - 1 plug 420
ADO female plugs 421
ADO male plugs 423
Mounting oof cable clamp plugs on ADO System® plugs 427

ADO System® Tools presentation 428

Terminal blocks with various technologies, mounting on reinforced rail type 2 429

Terminal block with longitudinal quick connect tabs

Assembled without cover

DIN 3 - reinforced rail type 2

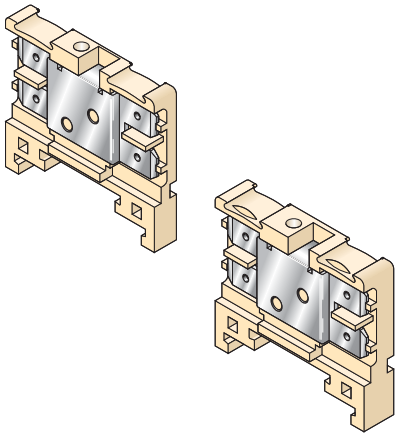

End stop		th. 10 mm	**BAM2**	1SNA **296 351** R**0**000
End stop		th. 10,7 mm	**BAH24**	1SNA **168 355** R**13**00
Rail		35 x 7,5 x 1	**PR3.Z2**	1SNA **174 300** R**17**00
Rail		35 x 15 x 2,3	**PR4**	1SNA **168 500** R**12**00
Rail		35 x 15 x 1,5	**PR5**	1SNA **168 700** R**22**00
Rail		21,8 x 8,2 x 1,5	**PRH2R**	1SNA **163 350** R**15**00

Other end stops, rails and accessories : see section on accessories.

Notes

HD 2,5/6.2G.2G.1

Spacing 6 mm (or 7 mm with end section)

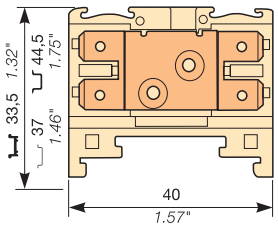

1terminal block with 4 tabs for 6,3 x 0,8 mm (.248" x .031") quick connect with possible testing and transverse connection.

SNCF NF F 61017 RATP NF F 61017

Color	Type	Part numbers
Beige	**HD 2,5/6.2G.2G.1**	1SNA **160 487** R**25**00
NF F 61017	**BB 0006-2G2G**	1SNA **160 487** R**25**00
NF F 61017	**BB 0007-2G2G**	1SNA **160 487** R**25**00 **+ FEH3**

Characteristics

Wire size

	NFC	DIN	NF F 61-017
Quick-connect	6,3 x 0,8 mm (serie 250) - 2,5 mm² max.		

Rated voltage

V AC	250 Cat. C	125 Gr. C	250
V DC	250 Cat. C	150 Gr. C	250
Pollution degre			

Rated current

Rated	20/25 A	26 A	20 A

Wire size

Rated	2,5 mm²	2,5 mm²	2,5 mm²

Weight			Protection
7 g *0.25 oz*			IP 20 *NEMA 1*

HD 6/8.2G.2G.1

Spacing 8 mm (or 9 mm with end section)

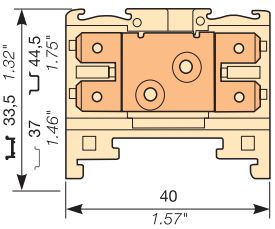

1 terminal block with 4 tabs for 6,3 x 0,8 mm (.248" x .031") quick connect with possible testing and transverse connection.

SNCF NF F 61017 RATP NF F 61017

Color	Type	Part numbers
Beige	**HD 6/8.2G.2G.1**	1SNA **160 606** R**14**00
NF F 61017	**BB 0008-2G2G**	1SNA **160 606** R**14**00
NF F 61017	**BB 0009-2G2G**	1SNA **160 606** R**14**00 **+ FEH3**

Characteristics

Wire size

	NFC	DIN	NF F 61-017
Quick-connect	6,3 x 0,8 mm (serie 250) - 6 mm² max.		

Rated voltage

V AC	250	250 Gr. C (2)	250
V DC	250	300 Gr. C (2)	250
Pollution degre			

Rated current

Rated	20/25 A	26 A	20

Wire size

Rated	6 mm²	6 mm²	6 mm²

Weight			Protection
8 g *0.28 oz*			IP 20 *NEMA 1*

Accessories

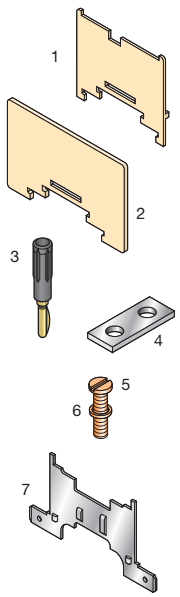

		Type		Part numbers
1	End section	FEH3	th. 1 mm	1SNA **198 352** R**07**00
2	Circuit separator	SCH3	th. 1,6 mm	1SNA **198 692** R**25**00
3	Test plug	FC2	DIA. 2 mm	1SNA **007 865** R**26**00
4	Jumper bar	BJS61 (1)	spacing 6 mm	
			2 poles	1SNA **168 481** R**23**00
			3 poles	1SNA **168 482** R**24**00
			4 poles	1SNA **168 483** R**25**00
			5 poles	1SNA **168 484** R**26**00
			10 poles	1SNA **168 485** R**27**00
		BJH7 (1)	spacing 7 mm	
			2 poles	1SNA **168 486** R**20**00
			3 poles	1SNA **168 487** R**21**00
			10 poles	1SNA **168 490** R**00**00
5	Screw for BJH	VSJ6		1SNA **167 735** R**27**00
6	Washer for VSJ	RDJ6		1SNA **173 241** R**06**00
7	Shield connector	EBHD	th. 1,6 mm	1SNA **168 353** R**11**00
R	**See section on markers marking method**	RC 610		

		Type		Part numbers
		FEH3	th. 1 mm	1SNA **198 352** R**07**00
		SCH3	th. 1,6 mm	1SNA **198 692** R**25**00
		FC2	DIA. 2 mm	1SNA **007 865** R**26**00
		BJH8 (1)	spacing 8 mm	
			2 poles	1SNA **168 456** R**01**00
			3 poles	1SNA **168 457** R**02**00
			4 poles	1SNA **168 458** R**13**00
			5 poles	1SNA **168 459** R**14**00
			10 poles	1SNA **168 356** R**14**00
		BJH9 (1)	spacing 9 mm	
			2 poles	1SNA **168 460** R**11**00
			3 poles	1SNA **168 461** R**06**00
			4 poles	1SNA **168 462** R**07**00
			5 poles	1SNA **168 463** R**00**00
			10 poles	1SNA **168 357** R**15**00
		VSJ6		1SNA **167 735** R**27**00
		RDJ6		1SNA **173 241** R**06**00
		EBHD	th. 1,6 mm	1SNA **168 353** R**11**00
		RC 610 RC 810		

(1) Use of these accessories requires the cut out of the block body (precut).
(2) Values given for 8 mm spacing. Values for 9 mm spacing : DIN Gr C : 380 V~ 450 V= , NFC Cat.C : 400 V~ 250 V=

Terminal block with longitudinal quick connect tabs

Assembled without cover

DIN 3 - reinforced rail type 2

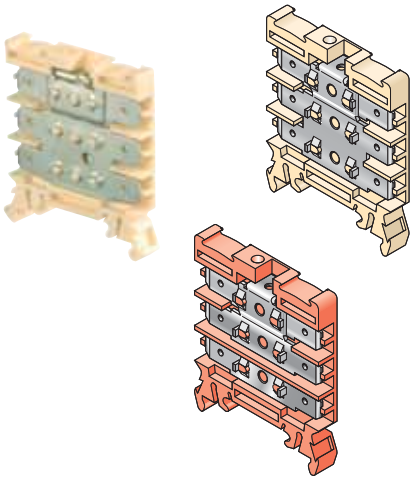

End stop		th. 10 mm	**BAM2**	1SNA **296 351** R**0**000
End stop		th. 10,7 mm	**BAH24**	1SNA **168 355** R**13**00
Rail		35 x 7,5 x 1	**PR3.Z2**	1SNA **174 300** R**17**00
Rail		35 x 15 x 2,3	**PR4**	1SNA **168 500** R**12**00
Rail		35 x 15 x 1,5	**PR5**	1SNA **168 700** R**22**00
Rail		21,8 x 8,2 x 1,5	**PRH2R**	1SNA **163 350** R**15**00

Other end stops, rails and accessories : see section on accessories.

Notes

HD 2,5/6.3.3G.3G.1

Spacing 6 mm

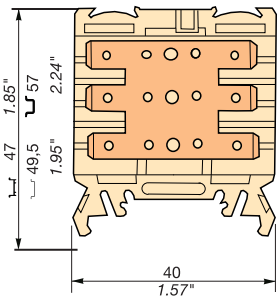

1 circuit. 1 terminal block with 6 tabs for 6.3 x 0.8 mm (.248" x .031") quick connect with possible testing and transverse connection.

Color	Type	Part numbers
Beige	**HD 2,5/6.3.3G.3G.1**	1SNA **190 316** R**27**00

Characteristics

Wire size

	NFC	DIN	
Quick-connect	6,3 x 0,8 mm (serie 250) - 2,5 mm² max.		

Rated voltage

V AC	250 Cat. C (2)	250 Gr. C	
V DC	250 Cat. C (2)	300 Gr. C	
Pollution degre			

Rated current

Rated	25		

Wire size

Rated	2,5 mm²		

Weight			
10 g *0.35 oz*			

HD 2,5/6.3.2G.2G.1.GG

Spacing 6 mm

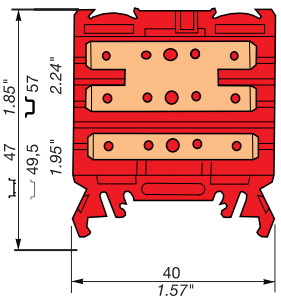

2 circuits. 1 terminal block with 4 tabs for 6.3 x 0.8 mm (.248" x .031") quick connect with possible testing and transverse connection. 1 terminal block with 2 tabs for 6.3 x 0.8 mm (.248" x .031") quick connect.

Color	Type	Part numbers
Red	**HD 2,5/6.3.2G.2G.1.GG**	1SNA **190 312** R**23**00

Characteristics

Wire size

	NFC	DIN	
Quick-connect	6,3 x 0,8 mm (serie 250) - 6 mm² max.		

Rated voltage

V AC	250 Cat. C (2)	250 Gr. C (2)	
V DC	250 Cat. C (2)	300 Gr. C (2)	
Pollution degre			

Rated current

Rated	25 A		

Wire size

Rated	2,5 mm²		

Weight			
10 g *0.35 oz*			

Accessories

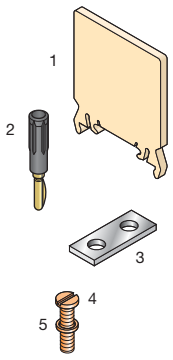

		Type		Part numbers
1	End section	FEHD2	th. 3 mm	1SNA **168 949** R**17**00
2	Test plug	FC2	DIA 2 mm	1SNA **007 865** R**26**00
3	Jumper bar	BJS61 (1)	spacing 6 mm	
			2 poles	1SNA **168 481** R**23**00
			3 poles	1SNA **168 482** R**24**00
			4 poles	1SNA **168 483** R**25**00
			5 poles	1SNA **168 484** R**26**00
			10 poles	1SNA **168 485** R**27**00
4	Screw for **BJS**	VSJ6		1SNA **167 735** R**27**00
5	Washer for **VSJ6**	RDJ6		1SNA **173 241** R**06**00

		Type		Part numbers
		FEHD2	th. 3 mm	1SNA **168 949** R**17**00
		FC2	DIA 2 mm	1SNA **007 865** R**26**00
		BJS61 (1)	spacing 6 mm	
			2 poles	1SNA **168 481** R**23**00
			3 poles	1SNA **168 482** R**24**00
			4 poles	1SNA **168 483** R**25**00
			5 poles	1SNA **168 484** R**26**00
			10 poles	1SNA **168 485** R**27**00
		VSJ6		1SNA **167 735** R**27**00
		RDJ6		1SNA **173 241** R**06**00

R **R** See section on markers marking method

RC610 On top RC65 Each side (on foot)

RC610 On top RC65 Each side (on foot)

(1) Use of these accessories requires the cut out of the block body (precut).

(2) Voltage only when isolated fast-on clips are used.

Terminal block with longitudinal quick connect tabs

Assembled without cover

DIN 3 - reinforced rail type 2

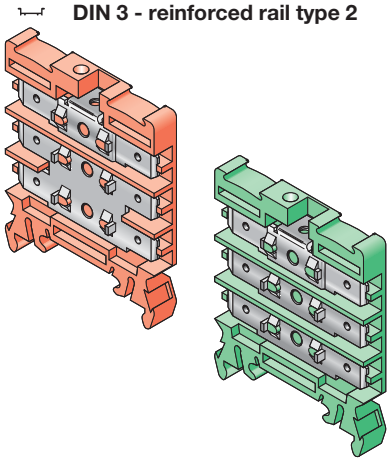

End stop		th. 10 mm	**BAM2**	1SNA **296 351** R**0**000
End stop		th. 10,7 mm	**BAH24**	1SNA **168 355** R**13**00
Rail		35 x 7,5 x 1	**PR3.Z2**	1SNA **174 300** R**17**00
Rail		35 x 15 x 2,3	**PR4**	1SNA **168 500** R**12**00
Rail		35 x 15 x 1,5	**PR5**	1SNA **168 700** R**22**00
Rail		21,8 x 8,2 x 1,5	**PRH2R**	1SNA **163 350** R**15**00

Other end stops, rails and accessories : see section on accessories.

Notes

HD 2,5/6.3.GG1.2G.2G

Spacing 6 mm

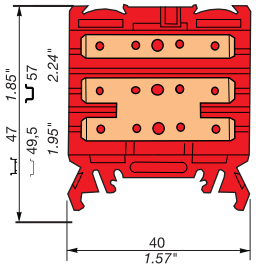

2 circuits. 1 terminal block with 2 tabs for 6.3 x 0.8 mm (.248" x .031") quick connect with possible testing and transverse connection. 1 terminal block with 4 tabs 6.3 x 0.8 mm (.248" x .031") quick connect.

Color	Type	Part numbers
Red	**HD 2,5/6.3.GG1.2G.2G**	1SNA **190 314** R**25**00

Characteristics

Wire size

	NFC	DIN	
Quick-connect	6,3 x 0,8 mm (serie 250) - 2,5 mm² max.		

Rated voltage			
V AC	250 Cat. C (2)	250 Gr. C (2)	
V DC	250 Cat. C (2)	300 Gr. C (2)	
Pollution degre			
Rated current			
Rated	25		
Wire size			
Rated	2,5 mm²		
Weight			
10 g *0.35 oz*			

HD 2,5/6.3.GG.1.2GG

Spacing 6 mm

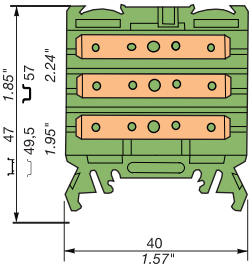

3 circuits. 1 terminal block with 2 tabs for 6.3 x 0.8 mm (.248" x .031") quick connect with possible testing and transverse connection. 2 terminal blocks with 2 tabs 6.3 x 0.8 mm (.248" x .031") quick connect.

Color	Type	Part numbers
Green	**HD 2,5/6.3.GG.1.2GG**	1SNA **199 025** R**14**00

Characteristics

Wire size

	NFC	DIN	
Quick-connect	6,3 x 0,8 mm (serie 250) - 6 mm² max.		

Rated voltage			
V AC	250 Cat. C (2)	250 Gr. C (2)	
V DC	250 Cat. C (2)	300 Gr. C (2)	
Pollution degre			
Rated current			
Rated	25 A		
Wire size			
Rated	2,5 mm²		
Weight			
10 g *0.35 oz*			

Accessories

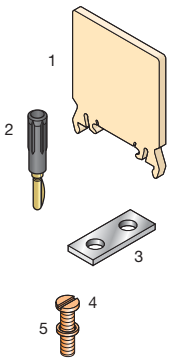

		Type		Part numbers	Type		Part numbers
1	End section	FEHD2	th. 3 mm	1SNA **168 949** R**17**00	FEHD2	th. 3 mm	1SNA **168 949** R**17**00
2	Test plug	FC2	DIA 2 mm	1SNA **007 865** R**26**00	FC2	DIA 2 mm	1SNA **007 865** R**26**00
3	Jumper bar	BJS61 (1)	spacing 6 mm		BJS61 (1)	spacing 6 mm	
			2 poles	1SNA **168 481** R**23**00		2 poles	1SNA **168 481** R**23**00
			3 poles	1SNA **168 482** R**24**00		3 poles	1SNA **168 482** R**24**00
			4 poles	1SNA **168 483** R**25**00		4 poles	1SNA **168 483** R**25**00
			5 poles	1SNA **168 484** R**26**00		5 poles	1SNA **168 484** R**26**00
			10 poles	1SNA **168 485** R**27**00		10 poles	1SNA **168 485** R**27**00
4	Screw for BJS	VSJ6		1SNA **167 735** R**27**00	VSJ6		1SNA **167 735** R**27**00
5	Washer for VSJ6	RDJ6		1SNA **173 241** R**06**00	RDJ6		1SNA **173 241** R**06**00

R **R** See section on markers marking method

RC610 On top RC65 Each side (on foot)

RC610 On top RC65 Each side (on foot)

(1) Use of these accessories requires the cut out of the block body (precut).

(2) Voltage only when isolated fast-on clips are used.

Terminal block with longitudinal quick connect tabs

Assembled without cover

DIN 3 - reinforced rail type 2

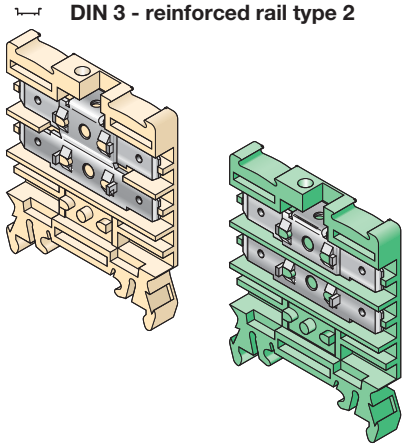

End stop		th. 10 mm	**BAM2**	1SNA **296 351** R**00**00
End stop		th. 10,7 mm	**BAH24**	1SNA **168 355** R**13**00
Rail		35 x 7,5 x 1	**PR3.Z2**	1SNA **174 300** R**17**00
Rail		35 x 15 x 2,3	**PR4**	1SNA **168 500** R**12**00
Rail		35 x 15 x 1,5	**PR5**	1SNA **168 700** R**22**00
Rail		21,8 x 8,2 x 1,5	**PRH2R**	1SNA **163 350** R**15**00

Other end stops, rails and accessories : see section on accessories.

Notes

HD 2,5/6.3.2G.2G.1

Spacing 6 mm

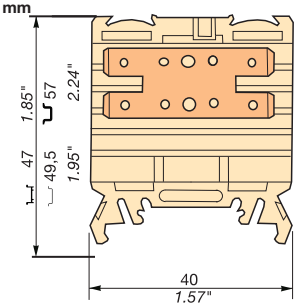

1 circuit. 1 terminal block with 4 tabs for 6.3 x 0.8 mm (.248" x .031") quick connect with possible testing and transverse connection.

Color	Type	Part numbers
Beige	**HD 2,5/6.3.2G.2G.1**	1SNA **190 305** R**05**00

Characteristics

Wire size

	NFC	DIN	
Quick-connect	6,3 x 0,8 mm (serie 250) - 2,5 mm² max.		

Rated voltage

V AC	250 Cat. C (2)	250 Gr. C (2)	
V DC	250 Cat. C (2)	300 Gr. C (2)	
Pollution degre			

Rated current

Rated	25		

Wire size

Rated	2,5 mm²		

Weight			
10 g *0.35 oz*			

HD 2,5/6.3.GG1.GG

Spacing 6 mm

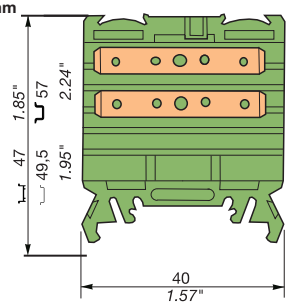

2 circuits. 1 terminal block with 2 tabs for 6.3 x 0.8 mm (.248" x .031") quick connect with possible testing and transverse connection. 1 terminal block with 2 tabs 6.3 x 0.8 mm (.248" x .031") quick connect.

Color	Type	Part numbers
Green	**HD 2,5/6.3.GG1.GG**	1SNA **199 024** R**13**00

Characteristics

Wire size

	NFC	DIN	
Quick-connect	6,3 x 0,8 mm (serie 250) - 6 mm² max.		

Rated voltage

V AC	250 Cat. C (2)	250 Gr. C (2)	
V DC	250 Cat. C (2)	300 Gr. C (2)	
Pollution degre			

Rated current

Rated	25 A		

Wire size

Rated	2,5 mm²		

Weight			
10 g *0.35 oz*			

Accessories

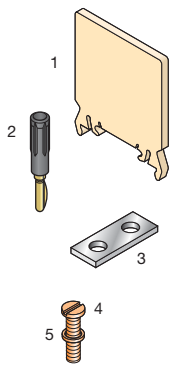

		Type		Part numbers	Type		Part numbers
1	End section	FEHD2	th. 3 mm	1SNA **168 949** R**17**00	FEHD2	th. 3 mm	1SNA **168 949** R**17**00
2	Test plug	FC2	DIA 2 mm	1SNA **007 865** R**26**00	FC2	DIA 2 mm	1SNA **007 865** R**26**00
3	Jumper bar	BJS61 (1)	spacing 6 mm		BJS61 (1)	spacing 6 mm	
			2 poles	1SNA **168 481** R**23**00		2 poles	1SNA **168 481** R**23**00
			3 poles	1SNA **168 482** R**24**00		3 poles	1SNA **168 482** R**24**00
			4 poles	1SNA **168 483** R**25**00		4 poles	1SNA **168 483** R**25**00
			5 poles	1SNA **168 484** R**26**00		5 poles	1SNA **168 484** R**26**00
			10 poles	1SNA **168 485** R**27**00		10 poles	1SNA **168 485** R**27**00
4	Screw for **BJS**	VSJ6		1SNA **167 735** R**27**00	VSJ6		1SNA **167 735** R**27**00
5	Washer for **VSJ6**	RDJ6		1SNA **173 241** R**06**00	RDJ6		1SNA **173 241** R**06**00

R

R See section on markers marking method

RC610 On top RC65 Each side (on foot)

RC610 On top RC65 Each side (on foot)

(1) Use of these accessories requires the cut out of the block body (precut).

(2) Voltage only when isolated fast-on clips are used.

Terminal block with longitudinal quick connect tabs

Assembled without cover

DIN 3 - reinforced rail type 2

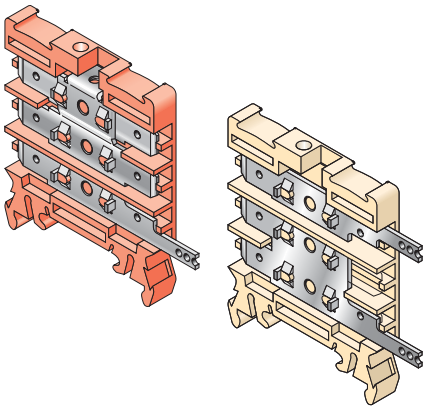

End stop		th. 10 mm	**BAM2**	1SNA **296 351** R**0**000
End stop		th. 10,7 mm	**BAH24**	1SNA **168 355** R**13**00
Rail		35 x 7,5 x 1	**PR3.Z2**	1SNA **174 300** R**17**00
Rail		35 x 15 x 2,3	**PR4**	1SNA **168 500** R**12**00
Rail		35 x 15 x 1,5	**PR5**	1SNA **168 700** R**22**00
Rail		21,8 x 8,2 x 1,5	**PRH2R**	1SNA **163 350** R**15**00

Other end stops, rails and accessories : see section on accessories.

Notes

HD 2,5/6.3.2G.2G.GH

Spacing 6 mm

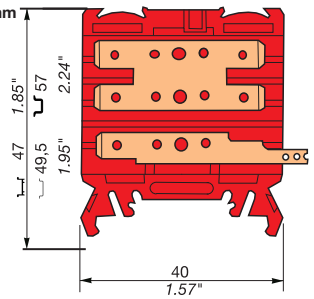

2 circuits. 1 terminal block with 4 tabs for 6.3 x 0.8 mm (.248" x .031") quick connect with possible testing and transverse connection. 1 terminal block with 1 tabs for 6.3 x 0.8 mm (.248" x .031") quick connect and 1 pin for soldered connection.

Color	Type	Part numbers
Red	**HD 2,5/6.3.2G.2G.GH**	1SNA **199 029** R**20**00

Characteristics

Wire size

	NFC	DIN	
Quick-connect	6,3 x 0,8 mm (serie 250) - 2,5 mm² max.		
	0,5 - 1,5 mm²	0,5 - 1,5 mm²	
	0,5 - 1 mm²	0,5 - 1 mm²	

Rated voltage			
V AC	250 Cat. C (2)	250 Gr. C (2)	
V DC	250 Cat. C (2)	300 Gr. C (2)	
Pollution degre			
Rated current			
Rated	25		
Wire size			
Rated	2,5 mm²		

Weight			
10 g *0.35 oz*			

HD 2,5/6.3.GH.2G.H

Spacing 6 mm

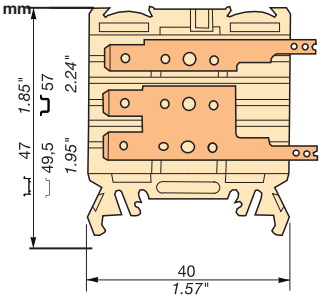

2 circuits. 1 terminal block with 1 tab for 6.3 x 0.8 mm (.248" x .031") quick connect. 1 terminal block with 1 tabs for 6.3 x 0.8 mm (.248" x .031") quick connect and 1 pin for soldered connection.

Color	Type	Part numbers
Beige	**HD 2,5/6.3.GH.2G.H**	1SNA **199 096** R**14**00

Characteristics

Wire size

	NFC	DIN	
Quick-connect	6,3 x 0,8 mm (serie 250) - 6 mm² max.		
	0,5 - 1,5 mm²	0,5 - 1,5 mm²	
	0,5 - 1 mm²	0,5 - 1 mm²	

Rated voltage			
V AC	250 Cat. C (1)	250 Gr. C (1)	
V DC	250 Cat. C (1)	300 Gr. C (1)	
Pollution degre			
Rated current			
Rated	25 A		
Wire size			
Rated	2,5 mm²		

Weight			
10 g *0.35 oz*			

Accessories

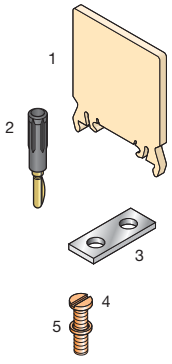

		Type		Part numbers
1	End section	FEHD2	th. 3 mm	1SNA **168 949** R**17**00
2	Test plug	FC2	DIA 2 mm	1SNA **007 865** R**26**00
3	Jumper bar	BJS61 (1)	spacing 6 mm	
			2 poles	1SNA **168 481** R**23**00
			3 poles	1SNA **168 482** R**24**00
			4 poles	1SNA **168 483** R**25**00
			5 poles	1SNA **168 484** R**26**00
			10 poles	1SNA **168 485** R**27**00
4	Screw for **BJS**	VSJ6		1SNA **167 735** R**27**00
5	Washer for **VSJ6**	RDJ6		1SNA **173 241** R**06**00

	Type		Part numbers
	FEHD2	th. 3 mm	1SNA **168 949** R**17**00

R

R See section on markers marking method

RC610 On top RC65 Each side (on foot)

RC610 On top RC65 Each side (on foot)

(1) Use of these accessories requires the cut out of the block body (precut).

(2) Voltage only when isolated fast-on clips are used.

Terminal block with vertical and longitudinal quick connect tabs

Assembled without cover

DIN 3 - reinforced rail type 2

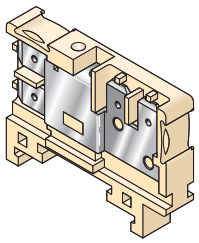

HD 6/8.2G.2G.2

Spacing 8 mm (*.315*") or 9 mm (*.354*") with end section

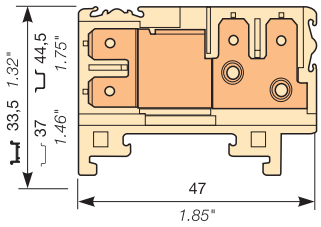

1 terminal block with 4 tabs for 6.3 x 0.8 mm (.248" x .031") quick connect with possible testing and transverse connection.

SNCF RATP

Color	Type	Part numbers
Beige	HD 6/8.2G.2G.2	1SNA **160 619** R**1**000

End stop	th. 10 mm	**BAM2**	1SNA **296 351** R**00**00
End stop	th. 10,7 mm	**BAH24**	1SNA **168 355** R**13**00
Rail	35 x 7,5 x 1	**PR3.Z2**	1SNA **174 300** R**17**00
Rail	35 x 15 x 2,3	**PR4**	1SNA **168 500** R**12**00
Rail	35 x 15 x 1,5	**PR5**	1SNA **168 700** R**22**00
Rail	21,8 x 8,2 x 1,5	**PRH2R**	1SNA **163 350** R**15**00

Other end stops, rails and accessories : see section on accessories.

Notes

Characteristics

Wire size

	DIN-VDE	NF F 61017	NFC-UTE
Quick-connect	6,3 x 0,8 mm (series 250) - 6 mm² max.		

Rated voltage

V AC	380 Gr. C	380	400 Cat. C
V DC	450 Gr. C	380	250 Cat. C
Pollution degre			

Rated current

Rated	26	20	20/25

Wire size

Rated	6 mm²		6 mm²

Weight			Protection
9 g *0,32 oz*			IP 20 raccordé *NEMA* 1 connected

Accessories

		Type			Part numbers
1	**1** End section	FEH4	th.	1 mm	1SNA **193 878** R**22**00
2	**2** Circuit separator	SCH3	th.	1,6 mm	1SNA **198 692** R**25**00
3	**3** Test plug	FC2	DIA.	2 mm	1SNA **007 865** R**26**00
4	**4** Jumper bar	BJH8 (1)	spacing	8 mm	
			2	poles	1SNA **168 456** R**01**00
			3	poles	1SNA **168 457** R**02**00
			4	poles	1SNA **168 458** R**13**00
			5	poles	1SNA **168 459** R**14**00
			10	poles	1SNA **168 356** R**14**00
		BJH9 (1)	spacing	9 mm	
			2	poles	1SNA **168 460** R**11**00
			3	poles	1SNA **168 461** R**06**00
			4	poles	1SNA **168 462** R**07**00
			5	poles	1SNA **168 463** R**00**00
			10	poles	1SNA **168 357** R**15**00
5	**5** Screw for **BJS**	VSJ6			1SNA **167 735** R**27**00
6	**6** Washer for **VSJ6**	RDJ6			1SNA **173 241** R**06**00
R	**R** See section on markers marking method	RC 610 RC 810			

(1) Use of these accessories requires the cut out of the block body (precut).

Terminal block with vertical and longitudinal quick connect tabs

Assembled without cover

DIN 3 - reinforced rail type 2

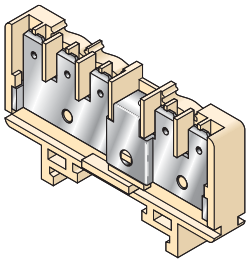

End stop		th. 10 mm	**BAM2**	1SNA **296 351** R**0000**
End stop		th. 10,7 mm	**BAH24**	1SNA **168 355** R**1300**
Rail		35 x 7,5 x 1	**PR3.Z2**	1SNA **174 300** R**1700**
Rail		35 x 15 x 2,3	**PR4**	1SNA **168 500** R**1200**
Rail		35 x 15 x 1,5	**PR5**	1SNA **168 700** R**2200**
Rail		21,8 x 8,2 x 1,5	**PRH2R**	1SNA **163 350** R**1500**

Other end stops, rails and accessories : see section on accessories.

Notes

HD 6/9.5G

Spacing 9 mm (.354")

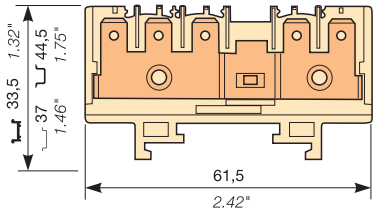

1 circuit. 1 terminal block with 5 tabs for 6.3 x 0.8 mm (.248" x .031") quick connect with possible testing and transverse connection.

SNCF NF F 61017 RATP NF F 61017

Color	Type	Part numbers
Beige	**HD 6/9.5G**	1SNA **160 621** R**0200**
NF F 61017	**BC 0009-3G2G**	1SNA **160 621** R**0200**

Characteristics

Wire size

	DIN-VDE	NF F 61017	NFC-UTE
Quick-connect	6,3 x 0,8 mm (series 250) - 6 mm² max.		

Rated voltage			
V AC	380 Gr. C	380	400 Cat. C
V DC	450 Gr. C	380	250 Cat. C
Pollution degre			
Rated current			
Rated	26	20	20/25
Wire size			
Rated	6 mm²		6 mm²

Weight			Protection
13 g *0,46 oz*			IP 20 raccordé *NEMA* 1 connected

HD 6/7.5G

Spacing 7 mm (.275")

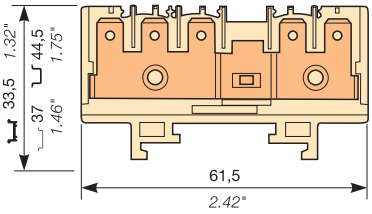

1 circuit. 1 terminal block with 5 tabs for 6.3 x 0.8 mm (.248" x .031") quick connect with possible testing and transverse connection.

Color	Type	Part numbers
Beige	**HD 6/7.5G**	1SNA **400 766** R**1500**

Characteristics

Wire size

		NF F 61017	IEC NFC DIN
Quick-connect	6,3 x 0,8 mm - 6 mm² max.		

Rated voltage			
V AC			320
V DC			320
Pollution degre			
Rated current			
Rated			20/25
Wire size			
Rated			6 mm²

Weight			Protection
13 g *0,46 oz*			IP 20 raccordé *NEMA* 1 connected

Accessories

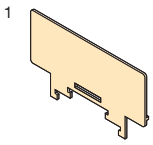

		Type		Part numbers
1	End section	FEHD1	th. 1 mm	1SNA **199 400** R**0600**
2	Jumper bar	BJH9 (1)	spacing 9 mm	
			2 poles	1SNA **168 460** R**1100**
			3 poles	1SNA **168 461** R**0600**
			4 poles	1SNA **168 462** R**0700**
			5 poles	1SNA **168 463** R**0000**
			10 poles	1SNA **168 357** R**1500**
3	Screw for **BJS**	VSJ6		1SNA **167 735** R**2700**
4	Washer for **VSJ6**	RDJ6		1SNA **173 241** R**0600**

		Type		Part numbers
1	End section	FEHD1	th. 1 mm	1SNA **199 400** R**0600**
2	Jumper bar	BJH7 (1)	spacing 7 mm	
			2 poles	1SNA **168 486** R**2000**
			3 poles	1SNA **168 487** R**2100**
			10 poles	1SNA **168 490** R**0000**
3	Screw for **BJS**	VSJ6		1SNA **167 735** R**2700**
4	Washer for **VSJ6**	RDJ6		1SNA **173 241** R**0600**

R	**R** See section on markers marking method	RC510 only	RB310	Strip of 10 markers 1SNA **400 749** R**2400**

(1) Use of these accessories requires the cut out of the block body (precut).

Terminal block with vertical quick connect tabs

Assembled without cover

DIN 3 - reinforced rail type 2

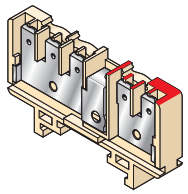

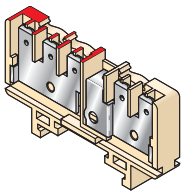

End stop		th. 10 mm	**BAM2**	1SNA **296 351** R**0**000
End stop		th. 10,7 mm	**BAH24**	1SNA **168 355** R**13**00
Rail		35 x 7,5 x 1	**PR3.Z2**	1SNA **174 300** R**17**00
Rail		35 x 15 x 2,3	**PR4**	1SNA **168 500** R**12**00
Rail		35 x 15 x 1,5	**PR5**	1SNA **168 700** R**22**00
Rail		21,8 x 8,2 x 1,5	**PRH2R**	1SNA **163 350** R**15**00

Other end stops, rails and accessories : see section on accessories.

Notes

HD 6/7.3G.2G

Spacing 7 mm (.275")

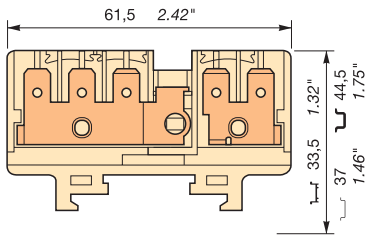

2 circuits. 1 terminal block with 3 tabs for 6.3 x 0.8 mm (.248" x .031") quick connect with possible transverse connection. 1 terminal block with 2 tabs for 6.3 x 0.8 mm (.248" x .031") quick connect, marked in red.

SNCF RATP

Color	Type	Part numbers
Beige	**HD 6/7.3G.2G**	1SNA **400 767** R**16**00

Characteristics

Wire size

		NF F 61017	IEC NFC DIN
Quick-connect	6,3 x 0,8 mm - 6 mm² max.		

Rated voltage			
V AC			320
V DC			320
Pollution degre			
Rated current			
Rated			20/25
Wire size			
Rated			6 mm²

Weight			Protection
13 g *0,46 oz*			IP 20 raccordé *NEMA* 1 connected

HD 6/7.2G.3G

Spacing 7 mm (.275")

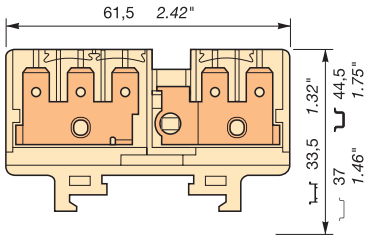

2 circuits. 1 terminal block with 3 tabs for 6.3 x 0.8 mm (.248" x .031") quick connect, marked in red. 1 terminal block with 2 tabs for 6.3 x 0.8 mm (.248" x .031") quick connect, with possible transverse connection.

SNCF RATP

Color	Type	Part numbers
Beige	**HD 6/7.2G.3G**	1SNA **400 768** R**27**00

Characteristics

Wire size

		NF F 61017	IEC NFC DIN
Quick-connect	6,3 x 0,8 mm - 6 mm² max.		

Rated voltage			
V AC			320
V DC			320
Pollution degre			
Rated current			
Rated			20/25
Wire size			
Rated			6 mm²

Weight			Protection
13 g *0,46 oz*			IP 20 raccordé *NEMA* 1 connected

Accessories

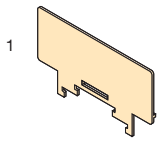

		Type		Part numbers	Type		Part numbers
1	End section	FEHD1	th. 1 mm	1SNA **199 400** R**06**00	FEHD1	th. 1 mm	1SNA **199 400** R**06**00
2	Jumper bar	BJH7 (1)	spacing 7 mm		BJH7 (1)	spacing 7 mm	
			2 poles	1SNA **168 486** R**20**00		2 poles	1SNA **168 486** R**20**00
			3 poles	1SNA **168 487** R**21**00		3 poles	1SNA **168 487** R**21**00
			10 poles	1SNA **168 490** R**00**00		10 poles	1SNA **168 490** R**00**00
3	Screw for **BJS**	VSJ6		1SNA **167 735** R**27**00	VSJ6		1SNA **167 735** R**27**00
4	Washer for **VSJ6**	RDJ6		1SNA **173 241** R**06**00	RDJ6		1SNA **173 241** R**06**00
R	marking method	RCB10	Strip of 10 markers	1SNA **400 749** R**24**00	RB310	Strip of 10 markers	1SNA **400 749** R**24**00

(1) Use of these accessories requires the cut out of the block body (precut).

Terminal block with vertical quick connect tabs

Assembled without cover

DIN 3 - reinforced rail type 2

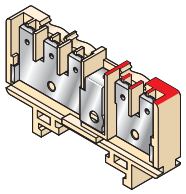

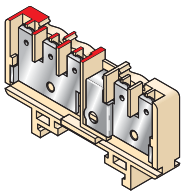

End stop		th. 10 mm	**BAM2**	1SNA **296 351** R**0**000
End stop		th. 10,7 mm	**BAH24**	1SNA **168 355** R**13**00
Rail		35 x 7,5 x 1	**PR3.Z2**	1SNA **174 300** R**17**00
Rail		35 x 15 x 2,3	**PR4**	1SNA **168 500** R**12**00
Rail		35 x 15 x 1,5	**PR5**	1SNA **168 700** R**22**00
Rail		21,8 x 8,2 x 1,5	**PRH2R**	1SNA **163 350** R**15**00

Other end stops, rails and accessories : see section on accessories.

Notes

HD 6/9.3G.2G

Spacing 9 mm (*.354"*)

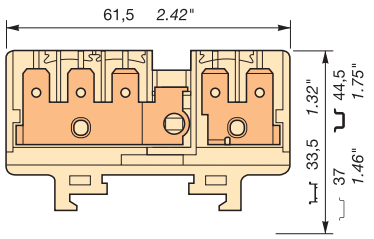

2 circuits. 1 terminal block with 3 tabs for 6.3 x 0.8 mm (.248" x .031") quick connect with possible testing and transverse connection. 1 terminal block with 2 tabs for 6.3 x 0.8 mm (.248" x .031") quick connect, marked in red.

SNCF NF F 61017 RATP NF F 61017

Color	Type	Part numbers
Beige	**HD 6/9.3G.2G**	1SNA **160 563** R**00**00
NF F 61017	**BK 0009-3Ge/2G**	

Characteristics

Wire size

	DIN-VDE	NF F 61017	NFC-UTE
Quick-connect	6,3 x 0,8 mm (series 250) - 6 mm² max.		

Rated voltage

V AC	380 Gr. C	380	400 Cat. C
V DC	450 Gr. C	380	250 Cat. C
Pollution degre			

Rated current

Rated	26	20	20/25

Wire size

Rated	6 mm²		6 mm²

Weight			Protection
13 g *0,46 oz*			IP 20 raccordé *NEMA* 1 connected

HD 6/9.2G.3G

Spacing 9 mm (*.354"*)

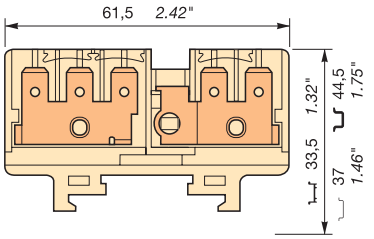

2 circuits. 1 terminal block with 3 tabs for 6.3 x 0.8 mm (.248" x .031") quick connect, marked in red. 1 terminal block with 2 tabs for 6.3 x 0.8 mm (.248" x .031") quick connect, with possible testing and transverse connection.

SNCF NF F 61017 RATP NF F 61017

Color	Type	Part numbers
Beige	**HD 6/9.2G.3G**	1SNA **160 564** R**01**00
NF F 61017	**BK 0009-3G/2Ge**	

Characteristics

Wire size

	DIN-VDE	NF F 61017	NFC-UTE
Quick-connect	6,3 x 0,8 mm (series 250) - 6 mm² max.		

Rated voltage

V AC	380 Gr. C	380	400 Cat. C
V DC	450 Gr. C	380	250 Cat. C
Pollution degre			

Rated current

Rated	26	20	20/25

Wire size

Rated	6 mm²		6 mm²

Weight			Protection
13 g *0,46 oz*			IP 20 raccordé *NEMA* 1 connected

Accessories

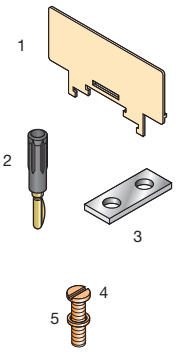

		Type		Part numbers
1	End section	FEHD1	th. 1 mm	1SNA **199 400** R**06**00
2	Test plug	FC2	DIA. 2 mm	1SNA **007 865** R**26**00
3	Jumper bar	BJH9 (1)	spacing 9 mm	
			2 poles	1SNA **168 460** R**11**00
			3 poles	1SNA **168 461** R**06**00
			4 poles	1SNA **168 462** R**07**00
			5 poles	1SNA **168 463** R**00**00
			10 poles	1SNA **168 357** R**15**00
4	Screw for **BJS**	VSJ6		1SNA **167 735** R**27**00
5	Washer for **VSJ6**	RDJ6		1SNA **173 241** R**06**00

R See section on markers marking method

RC510 only

		Type		Part numbers
1	End section	FEHD1	th. 1 mm	1SNA **199 400** R**06**00
2	Test plug	FC2	DIA. 2 mm	1SNA **007 865** R**26**00
3	Jumper bar	BJH9 (1)	spacing 9 mm	
			2 poles	1SNA **168 460** R**11**00
			3 poles	1SNA **168 461** R**06**00
			4 poles	1SNA **168 462** R**07**00
			5 poles	1SNA **168 463** R**00**00
			10 poles	1SNA **168 357** R**15**00
4	Screw for **BJS**	VSJ6		1SNA **167 735** R**27**00
5	Washer for **VSJ6**	RDJ6		1SNA **173 241** R**06**00

RC510 only

(1) Use of these accessories requires the cut out of the block body (precut).

Component holder with tabs

(outside supply scope)

DIN 3 - reinforced rail type 2

End stop		th. 10 mm	**BAM2**	1SNA **296 351** R**0**000
End stop		th. 10,7 mm	**BAH24**	1SNA **168 355** R**13**00
Rail		35 x 7,5 x 1	**PR3.Z2**	1SNA **174 300** R**17**00
Rail		35 x 15 x 2,3	**PR4**	1SNA **168 500** R**12**00
Rail		35 x 15 x 1,5	**PR5**	1SNA **168 700** R**22**00
Rail		21,8 x 8,2 x 1,5	**PRH2R**	1SNA **163 350** R**15**00

Other end stops, rails and accessories : see section on accessories.

Notes

HD 6/14.DH

Spacing 14 mm (*.551"*)

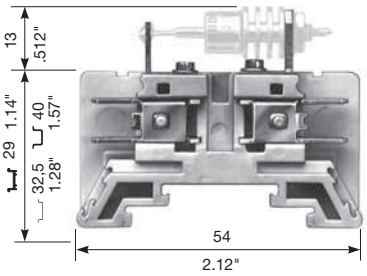

Block for screw and solder diodes type SKN2,5 or SKNa2. Connection by 2 tabs for quick disconnects 6,3 x 0,8 mm (.248" x .031") on each side.

SNCF NF F 61017 RATP NF F 61017

Color	Type	Part numbers
Beige	**HD 6/14.DH**	1SNA **162 971** R**27**00
NF F 61017	**BG 0014-2G2G**	

Characteristics

Wire size

	DIN-VDE	NF F 61017	NFC-UTE
Quick-connect	6,3 x 0,8 mm (series 250) - 6 mm² max.		

Rated voltage

V AC	500 Gr. C	380	500 Cat. C
V DC	600 Gr. C	500	500 Cat. C
Pollution degre			

Rated current

Rated	26 A	12 A	20/25 A

Wire size

Rated	6 mm²		6 mm²

Weight			
17 g *0.60 oz*			

HD 6/14.DG

Spacing 14 mm (*.551"*)

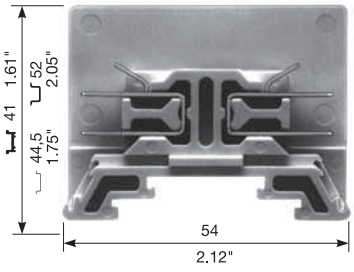

Block for soldered diodes or resistors. Connection by 2 tabs for quick disconnects 6,3 x 0,8 mm (.248" x .031") on each side.

SNCF NF F 61017 RATP NF F 61017

Color	Type	Part numbers
Beige	**HD 6/14.DG**	1SNA **162 309** R**10**00
NF F 61017	**BG 0014-2G2G**	

Characteristics

Wire size

	DIN-VDE	NF F 61017	NFC-UTE
Quick-connect	6,3 x 0,8 mm (series 250) - 6 mm² max.		

Rated voltage

V AC	500 Gr. C	380	500 Cat. C
V DC	600 Gr. C	500	500 Cat. C
Pollution degre			

Rated current

Rated	26 A	12 A	20/25 A

Wire size

Rated	6 mm²		6 mm²

Weight			
15.4 g *0.54 oz*			

Accessories

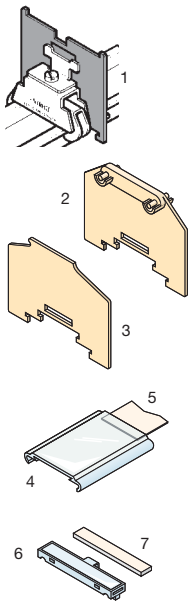

		Type		Part numbers	Type		Part numbers
1	End section	FEH9	th. 1,6 mm	1SNA **198 549** R**05**00	FEH8	th. 1,5 mm	1SNA **198 729** R**01**00
2	Intermediate section	FJH501	th. 1,5 mm	1SNA **199 411** R**14**00	FJH501	th. 1,5 mm	1SNA **199 411** R**14**00
3	Circuit separator	SCH8	th. 1,2 mm	1SNA **199 412** R**15**00	SCH8	th. 1,2 mm	1SNA **199 412** R**15**00
4	Clear cover	CPM		1SNA **187 312** R**14**00	CPM		1SNA **187 312** R**14**00
	Cover	CPM		1SNA **197 312** R**16**00	CPM		1SNA **197 312** R**16**00
5	Transverse marking for cover	RTC		1SNA **163 156** R**27**00	RTC		1SNA **163 156** R**27**00
6	Terminal board lavel holder on **FEH**	PEFH		1SNA **163 497** R**16**00			
7	Label for **PEFH** (29 x 5 mm)	RPED		1SNA **163 518** R**22**00			
R	See section on markers marking method	RC610	REH3		RC610	REH3	

Removable component holder with tabs

(outside supply scope)

DIN 3 - reinforced rail type 2

End stop		th. 10 mm	**BAM2**	1SNA **296 351** R**0**0
End stop		th. 10,7 mm	**BAH24**	1SNA **168 355** R**1**3
Rail		35 x 7,5 x 1	**PR3.Z2**	1SNA **174 300** R**1**7
Rail		35 x 15 x 2,3	**PR4**	1SNA **168 500** R**1**2
Rail		35 x 15 x 1,5	**PR5**	1SNA **168 700** R**2**2
Rail		21,8 x 8,2 x 1,5	**PRH2R**	1SNA **163 350** R**1**5

Other end stops, rails and accessories : see section on accessories.

Notes

HD 6/14.SDH.1

Spacing 14 mm (.551")

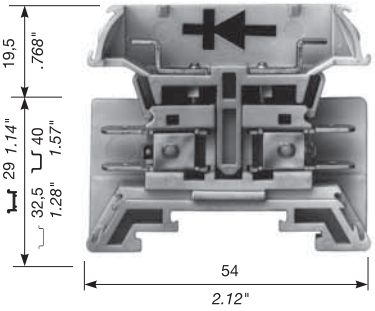

Connection interruptible by plugs. For screw and solder diodes. Connection by 2 tabs for quick disconnects 6,3 x 0,8 mm (.248" x .031") on each side.

SNCF NF F 61017 RATP NF F 61017

Color	Type	Part numbers
Beige (with plug) NF F 61017	**HD 6/14.SDH.1** **BH 0014-2G2G**	1SNA **162 988** R**2**100

Characteristics

Wire size

	DIN-VDE	NF F 61017	NFC-UTE
Quick-connect	6,3 x 0,8 mm (series 250) - 6 mm² max.		

Rated voltage			
V AC	500 Gr. C	380	500 Cat. C
V DC	600 Gr. C	500	500 Cat. C
Pollution degre			
Rated current			
Rated	26 A	16 A	20/25 A
Wire size			
Rated	6 mm²		6 mm²
Weight			
30 g *1.06 oz*			

HD 6/14.SDH
HD 6/14.SDH.2

Spacing 14 mm (.551")

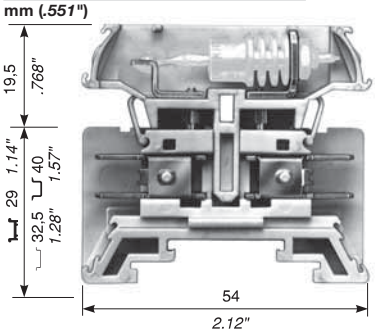

Connection interruptible by plugs. For screw and solder diodes type SKN2,5 or SKNa2. Connection by 2 tabs for quick disconnects 6,3 x 0,8 mm (.248" x .031") on each side.

SNCF NF F 61017 RATP NF F 61017

Color	Type	Part numbers
Beige (with plug) NF F 61017	**HD 6/14.SDH** **BH 0014-2G2G**	1SNA **162 972** R**2**000
Beige (without plug)	**HD 6/14.SDH.2**	1SNA **162 993** R**1**600

Characteristics

Wire size

	DIN-VDE	NF F 61017	NFC-UTE
Quick-connect	6,3 x 0,8 mm (series 250) - 6 mm² max.		

Rated voltage			
V AC	500 Gr. C	380	500 Cat. C
V DC	600 Gr. C	500	500 Cat. C
Pollution degre			
Rated current			
Rated	26 A	16 A	20/25 A
Wire size			
Rated	6 mm²		6 mm²
Weight			
30 g *1.06 oz*			

Accessories

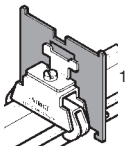

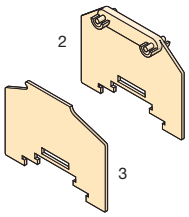

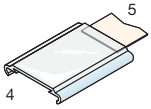

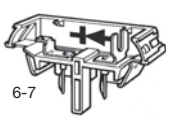

		Type		Part numbers	Type		Part numbers
1	End section	FEH9	th. 1,6 mm	1SNA **198 549** R**0**500	FEH9	th. 1,6 mm	1SNA **198 549** R**0**500
2	Intermediate section	FJH501	th. 1,5 mm	1SNA **199 411** R**1**400	FJH501	th. 1,5 mm	1SNA **199 411** R**1**400
3	Circuit separator	SCH8	th. 1,2 mm	1SNA **199 412** R**1**500	SCH8	th. 1,2 mm	1SNA **199 412** R**1**500
4	Clear cover	CPM		1SNA **187 312** R**1**400	CPM		1SNA **187 312** R**1**400
	Cover	CPM		1SNA **197 312** R**1**600	CPM		1SNA **197 312** R**1**600
5	Transverse marking for cover	RTC		1SNA **163 156** R**2**700	RTC		1SNA **163 156** R**2**700
6	Plug for diode screw and solder tag				BNHD.VS		1SNA **168 621** R**0**600
7	Plug with solder tag				BNHD.S		1SNA **168 957** R**0**700
R	See section on markers marking method	RC610	REH3		RC610	REH3	

Component holders with tabs

DIN 3 - reinforced rail type 2

HD 6/24.DH

Spacing 25,2 mm (*1.01"*) (spacing 24 mm (*.945"*) + separator 1.2 mm (*.047"*))

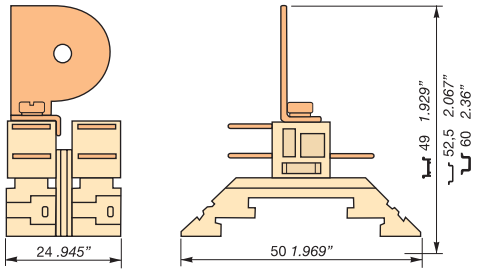

Block for screw and solder diodes type SKNa4 or SKN5. Connection by 6 tabs for quick disconnects 6,3 x 0,8 mm (.248" x .031").

SNCF NF F 61017 RATP NF F 61017

Color	Type	Part numbers
Beige	HD 6/24.DH	1SNA **399 964** R**0600**

NF F 61017 **BG25,2-2G2G** 1SNA **399 964** R**0600+SCHD2**

Characteristics

Wire size

	DIN-VDE	NF F 61017	NFC-UTE
Quick-connect	6,3 x 0,8 mm (series 250) - 6 mm² max.		

Rated voltage			
V AC	250 Gr. C	250	400 Cat. C
V DC	250 Gr. C	250	250 Cat. C
Pollution degre			
Rated current			
Rated	26 A	16 A	20/25 A
Wire size			
Rated	6 mm²		6 mm²
Weight			
20 g *0.71 oz*			

HD 6/24.DH

Spacing 25,2 mm (*1.01"*) (spacing 24 mm (*.945"*) + separator 1.2 mm (*.047"*))

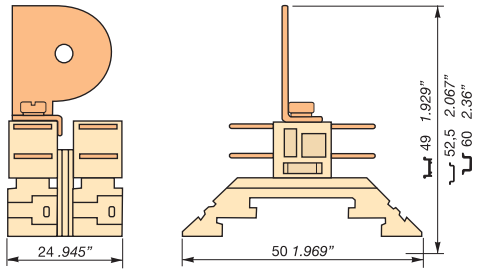

Block for screw and solder diodes type SKNa4 or SKN5. Connection by 8 tabs for quick disconnects 6,3 x 0,8 mm (.248" x .031").

SNCF RATP

Color	Type	Part numbers
Beige	HD 6/24.DH	1SNA **399 963** R**0500**

Characteristics

Wire size

	DIN-VDE	NF F 61017	NFC-UTE
Quick-connect	6,3 x 0,8 mm (series 250) - 6 mm² max.		

Rated voltage			
V AC	250 Gr. C	250	400 Cat. C
V DC	250 Gr. C	250	250 Cat. C
Pollution degre			
Rated current			
Rated	26 A	16 A	20/25 A
Wire size			
Rated	6 mm²		6 mm²
Weight			
20 g *0.71 oz*			

End stop	th. 10 mm	**BAM2**	1SNA **296 351** R**0000**
End stop	th. 10,7 mm	**BAH24**	1SNA **168 355** R**1300**
Rail	35 x 7,5 x 1	**PR3.Z2**	1SNA **174 300** R**1700**
Rail	35 x 15 x 2,3	**PR4**	1SNA **168 500** R**1200**
Rail	35 x 15 x 1,5	**PR5**	1SNA **168 700** R**2200**
Rail	21,8 x 8,2 x 1,5	**PRH2R**	1SNA **163 350** R**1500**

Other end stops, rails and accessories : see section on accessories.

Notes

Accessories

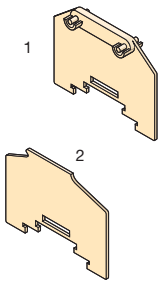

		Type		Part numbers
1	End section	FJHD40	th. 1,5 mm	1SNA **295 424** R**1100**
2	Circuit separator	SCHD2	th. 1,2 mm	1SNA **295 429** R**2600**

		Type		Part numbers
		FJHD40	th. 1,5 mm	1SNA **295 424** R**1100**
		SCHD2	th. 1,2 mm	1SNA **295 429** R**2600**

R See section on markers marking method

REH3

REH3

Fuse holder with tabs

(outside supply scope)

DIN 3 - reinforced rail type 2

HD 6/14.SF.2G.2G

Spacing 14 mm (.551")

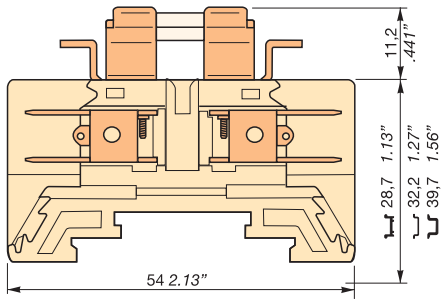

Block for fuses 5 x 20 mm (.197" x .787") 6,3 A max. Connection by 2 tabs for quick disconnects 6,3 x 0,8 mm (.248" x .031") on each side.

SNCF RATP

Color	Type	Part numbers
Beige	HD 6/14.SF.2G.2G	1SNA 162 315 R2500

End stop	th. 10 mm	BAM2	1SNA 296 351 R0000
End stop	th. 10,7 mm	BAH24	1SNA 168 355 R1300
Rail	35 x 7,5 x 1	PR3.Z2	1SNA 174 300 R1700
Rail	35 x 15 x 2,3	PR4	1SNA 168 500 R1200
Rail	35 x 15 x 1,5	PR5	1SNA 168 700 R2200
Rail	21,8 x 8,2 x 1,5	PRH2R	1SNA 163 350 R1500

Other end stops, rails and accessories : see section on accessories.

Characteristics

Wire size	DIN-VDE	NF F 61017	NFC-UTE
Quick-connect	6,3 x 0,8 mm (series 250) - 6 mm² max.		
Rated voltage			
V AC	500 Gr. C	380	500 Cat. C
V DC	600 Gr. C	500	500 Cat. C
Pollution degre			
Rated current			
Rated	26 A	12 A	20/25 A
Wire size			
Rated	6 mm²		6 mm²
Weight			
17 g 0.60 oz			

Characteristics

Wire size	DIN-VDE	NF F 61017	NFC-UTE
Rated voltage			
V AC			
V DC			
Pollution degre			
Rated current			
Rated			
Wire size			
Rated			

Notes

Accessories

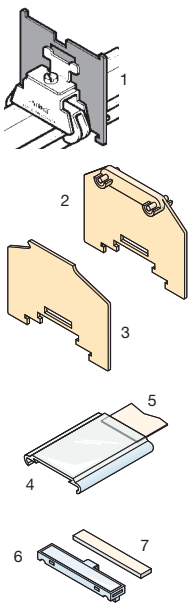

		Type		Part numbers
1	End section	FEH9	th. 1,6 mm	1SNA 198 549 R0500
2	Intermediate section	FJH501	th. 1,5 mm	1SNA 199 411 R1400
3	Circuit separator	SCH8	th. 1,2 mm	1SNA 199 412 R1500
4	Clear cover	CPM		1SNA 187 312 R1400
	Cover beige	CPM		1SNA 197 312 R1600
5	Transverse marking for cover	RTC		1SNA 163 156 R2700
6	Terminal board lavel holder on **FEH**	PEFH		1SNA 163 497 R1600
7	Label for **PEFH** (29 x 5 mm)	RPED		1SNA 163 518 R2200
R	See section on markers marking method	RC610	REH3	

Terminal block with 1 stud terminal and quick connect tabs

Assembled with cover

DIN 3 - reinforced rail type 2

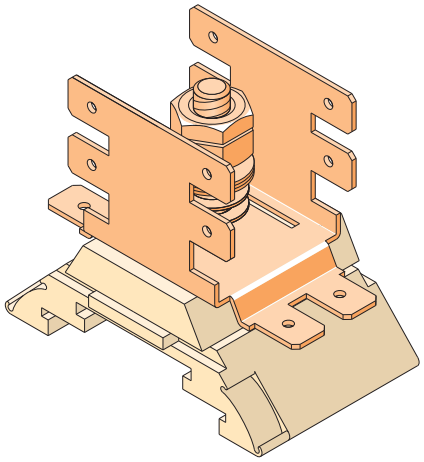

End stop	th. 10 mm	**BAM2**	1SNA **206 351** R**16**00
End stop	th. 8,2 mm	**BAH22**	1SNA **164 655** R**04**00
Rail	21,8 x 8,2 x 1,5	**PRH2R**	1SNA **163 350** R**15**00

Other end stops, rails and accessories : see section on accessories.

Notes

Equipment (as per NF F 61017) :
self locking nut
+ spring washer
+ washer

HD 6/30.F12G

Spacing 31,2 mm (*1.23*") (spacing 30 mm (*1.18*") + separator 1.2 mm (*.04*"))

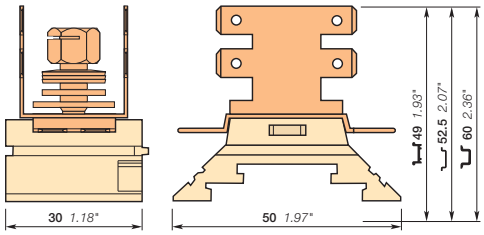

155 A main circuit - 1 stud terminal M6 x 19,5 mm (.768") without clamp. Branch by 12 tabs for quick disconnect 6,3 x 0,8 mm (.248" x .031"). 16 A maximum per tab.

SNCF NF F 61017 RATP NF F 61017

Color	Type	Part numbers
Beige	**HD 6/30.F12G**	1SNA **295 015** R**12**00
NF F 61017	**BF 31,2-1F12G**	1SNA **295 015** R**12**00**+SCH8**

Characteristics

Wire size	DIN-VDE	NF F 61017	NFC-UTE
Quick-connect	6,3 x 0,8 mm (series 250) - 6 mm² max.		
Rated voltage			
V AC	750 Gr. C	380 Gr. C	750 Cat. C
V DC	900 Gr. C	500 Gr. C	750 Cat. C
Pollution degre			
Rated current			
Rated	190/26 A	155/16 A	190/25 A
Wire size			
Rated			

Recommended torque
5,3 Nm

Accessories

		Type		Part numbers
1	End section	FJH501	th. 1.5 mm	1SNA **199 411** R**14**00
2	Intermediate section	FJH501	th. 1.5 mm	1SNA **199 411** R**14**00
3	Double section (height 40/50,5mm)	FJDHD		1SNA **295 426** R**13**00
4	Circuit separator	SCH8	th. 1.2 mm	1SNA **199 412** R**15**00
5	Clear cover	CPM		1SNA **187 312** R**14**00
	Cover	CPM		1SNA **197 312** R**16**00
6	Transverse marking for cover	RTC		1SNA **163 156** R**27**00
7	Terminal board label holder on **FEH**	PEFH		1SNA **163 497** R**16**00
8	Label for **PEFH** (29 x 5 mm)	RPED		1SNA **163 518** R**22**00
R	See section on markers marking method	RC610		

Terminal block with 1 stud terminal - Assembled with cover

DIN 3 - reinforced rail type 2

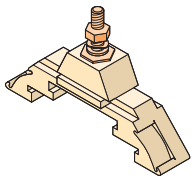

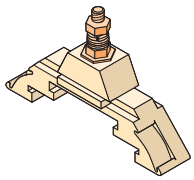

End stop		th. 10 mm	**BAM2**	1SNA **296 351** R**00**00
End stop		th. 7,1 mm	**BAH21**	1SNA **167 489** R**22**00
Rail		35 x 7,5 x 1	**PR3.Z2**	1SNA **174 300** R**17**00
Rail		35 x 15 x 2,3	**PR4**	1SNA **168 500** R**12**00
Rail		35 x 15 x 1,5	**PR5**	1SNA **168 700** R**22**00
Rail		21,8 x 8,2 x 1,5	**PRH2R**	1SNA **163 350** R**15**00

Other end stops, rails and accessories : see section on accessories.

Notes

* *The use of a jumper bar requires to use a spacer instead of a circuit separator.*

HD4/9.F4

Spacing 10.7 mm (.421")
(spacing 9.5 mm (.374") + separator* 1.2 mm (.047"))

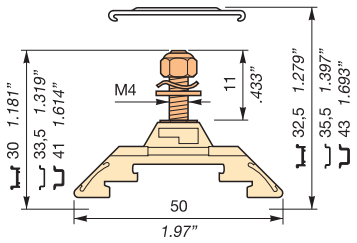

1 stud terminal M4 x 11.5 mm (.453") - Equipment: self locking nut + spring washer + washer

SNCF RATP

Colour	Type	Part numbers
Beige	**HD4/9.F4**	1SNA **295 391** R**20**00

Characteristics

Wire size

	NFC		
Tubular lug (NFC 20130)	1,5 mm² to 4 mm²(1)		

Voltage

V AC	500 Cat. C		
V DC	500 Cat. C		
Pollution degree			

Current

Rated	32 A		

Wire size

Rated (Rigid)	4 mm²		

Weight		Recommended torque	
6 g		1,2 Nm	
0.21 oz		*10.6 lb.in*	

HD4/9.F4.2 Brass

Spacing 10.7 mm (.421")
(spacing 9.5 mm (.374") + separator* 1.2 mm (.047"))

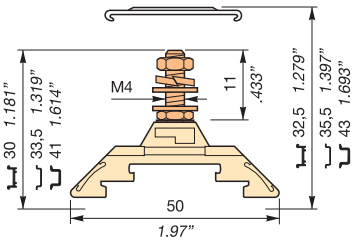

1 stud terminal M4 x 11.5 mm (.453") - Equipment: 1 bottom nut + 2 washers + 1 spring washer + 1 top nut

SNCF RATP

Colour	Type	Part numbers
Beige brass	**HD4/9.F4.2**	1SNA **295 392** R**21**00
Yellow brass	**HD4/9.F4.2**	1SNA **205 392** R**07**00

Characteristics

Wire size

	NFC		
Tubular lug (NFC 20130)	1,5 mm² to 4 mm²(1)		

Voltage

V AC	500 Cat. C		
V DC	500 Cat. C		
Pollution degree			

Current

Rated	32 A		

Wire size

Rated (Rigid)	4 mm²		

Weight		Recommended torque	
6 g		1,2 Nm	
0.21 oz		*10.6 lb.in*	

Accessories

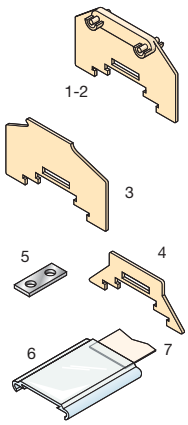

			Type		P/N
1	End section	beige	FJHD32	th. 1,5 mm	1SNA **295 431** R**10**00
		yellow	FJHD32	th. 1,5 mm	1SNA **205 431** R**26**00
2	Intermediate section	beige	FJHD32	th. 1,5 mm	1SNA **295 431** R**10**00
		Yellow	FJHD32	th. 1,5 mm	1SNA **205 431** R**26**00
3	Circuit separator	beige	SCHD1	th. 1,2 mm	1SNA **295 428** R**25**00
		yellow	SCHD1	th. 1,2 mm	1SNA **205 428** R**03**00
4	Spacer	beige	INHD	th. 1,2 mm	1SNA **295 427** R**14**00
		yellow	INHD	th. 1,2 mm	1SNA **205 427** R**22**00
5	Jumper bar		BJH105	spacing 10,5 mm 10 poles	1SNA **163 503** R**24**00
6	Cover	clear	CPM		1SNA **187 312** R**14**00
	Cover	beige	CPM		1SNA **197 312** R**16**00
		yellow	CPM		1SNA **199 405** R**27**00
7	Marking for clear cover		RTC		1SNA **163 156** R**27**00

R

R See section on markers marking method

RC610 or RC510

RC610 or RC510

(1) In order to make compatible the spacing of the block with the size of the lug, it may be needed to insert one or more spacers INHD between blocks.

Terminal block with 1 stud terminal - Assembled with cover

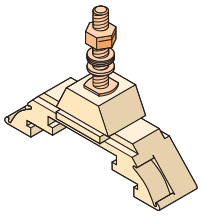

HD4/10.F4.19

Spacing 11.7 mm (.460")
(spacing 10.5 mm (.413") + separator* 1.2 mm (.047"))

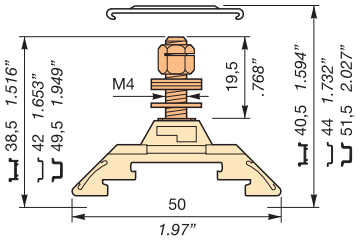

1 stud terminal M4 x 19.5 mm (.768") - Equipment : H 130 self locking nut + TREP 3L washer + washer

SNCF RATP

Colour	Type	Part numbers
Beige	**HD4/10.F4.19**	1SNA **295 298** R**03**00

Colour	Type	Part numbers

End stop	th. 10 mm	**BAM2**	1SNA **296 351** R**00**00
End stop	th. 8,2 mm	**BAH22**	1SNA **164 655** R**04**00
Rail	35 x 7,5 x 1	**PR3.Z2**	1SNA **174 300** R**17**00
Rail	35 x 15 x 2,3	**PR4**	1SNA **168 500** R**12**00
Rail	35 x 15 x 1,5	**PR5**	1SNA **168 700** R**22**00
Rail	21,8 x 8,2 x 1,5	**PRH2R**	1SNA **163 350** R**15**00

Other end stops, rails and accessories : see section on accessories.

Characteristics

Wire size	NFC	DIN	
Tubular lug (NFC 20130)	1,5 mm² to 4 mm² (1)		
Lug (DIN 46235)			
Voltage			
V AC	500 Cat. C		
V DC	500 Cat. C		
Pollution degree			
Current			
Rated	32 A		
Wire size			
Rated (Rigid)	4 mm²		
		Recommended torque	
		1,5 Nm	

Characteristics

Wire size	NFC	DIN	
Voltage			
V AC			
V DC			
Pollution degree			
Current			
Rated			
Wire size			
Rated (Rigid)			
		Recommended torque	

Notes

** The use of a jumper bar requires to use a spacer instead of a circuit separator.*

Accessories

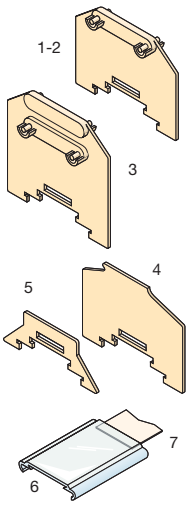

			Type		P/N
1	End section	beige	FJHD40	th. 1,5 mm	1SNA **295 424** R**11**00
2	Intermediate section	beige	FJHD40	th. 1,5 mm	1SNA **295 424** R**11**00
3	Double section (height 40/50.5 mm)	beige	FJDHD	th. 1,5 mm	1SNA **295 426** R**13**00
4	Circuit separator	beige	SCHD2	th. 1,2 mm	1SNA **295 429** R**26**00
5	Spacer	beige	INHD	th. 1,2 mm	1SNA **295 427** R**14**00
6	Cover	clear	CPM		1SNA **187 312** R**14**00
	Cover	beige	CPM		1SNA **197 312** R**16**00
7	Marking for clear cover		RTC		1SNA **163 156** R**27**00

R

R	See section on markers marking method	

RC610 / RC510

Note : for H 130 self locked nut, after tightening the connections, a protective coat will be required on the threaded stud.

(1) In order to make compatible the spacing of the block with the size of the lug, it may be needed to insert one or more spacers INHD between blocks.

Terminal block with 1 stud terminal - Assembled with cover

DIN 3 - reinforced rail type 2

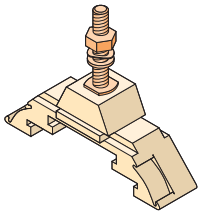

HD10/12.F5.3

Spacing 13.2 mm (.520")
(spacing 12 mm (.473") + separator* 1.2 mm (.047"))

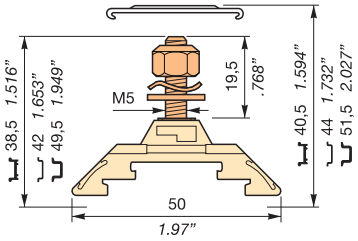

1 stud terminal M5 x 19.5 mm (.768") - Equipment (As per NF F 61017): self locking nut + spring washer + washer

SNCF NF F 61017 RATP NF F 61017

Colour	Type	Part numbers
Beige	HD10/12.F5.3	1SNA 295 011 R1600
NF F 61017	BD13.2-1F5	1SNA 295 011 R1600+SCHD2*

End stop	th. 10 mm	BAM2	V0	1SNA 296 351 R0000
End stop	th. 8,2 mm	BAH22		1SNA 164 655 R0400
Rail	35 x 7,5 x 1	PR3.Z2		1SNA 174 300 R1700
Rail	35 x 15 x 2,3	PR4		1SNA 168 500 R1200
Rail	35 x 15 x 1,5	PR5		1SNA 168 700 R2200
Rail	21,8 x 8,2 x 1,5	PRH2R		1SNA 163 350 R1500

Other end stops, rails and accessories : see section on accessories.

Characteristics

Wire size	NFC	DIN	NF F 61-017
Tubular lug (NFC 20130)	2,5 mm² to 10 mm² (1)		
Lug (DIN 46235)		6 mm² to 10 mm²	
Voltage			
V AC	750 Cat. C		750 V
V DC	750 Cat. C		750 V
Pollution degree			
Current			
Rated	57 A		51 A
Wire size			
Rated (Rigid)	10 mm²		

Weight	Recommended torque
11 g	2,5 Nm
0.39 oz	

Notes

** The use of a jumper bar requires to use a spacer instead of a circuit separator.*

Accessories

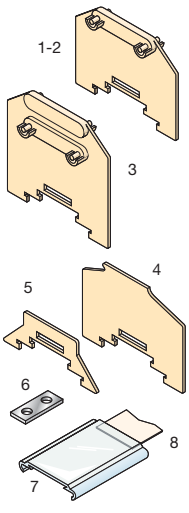

			Type		P/N
1	End section	beige yellow	FJHD40	th. 1,5 mm	1SNA 295 424 R1100
2	Intermediate section	beige yellow	FJHD40	th. 1,5 mm	1SNA 295 424 R1100
3	Double section (height 40/50.5 mm)	beige	FJDHD	th. 1,5 mm	1SNA 295 426 R1300
4	Circuit separator	beige yellow	SCHD2	th. 1,2 mm	1SNA 295 429 R2600
5	Spacer	beige yellow	INHD	th. 1,2 mm	1SNA 295 427 R1400
6	Jumper bar		BJH131	spacing 13,2 mm 10 poles	1SNA 163 468 R0000
7	Cover Cover	clear beige yellow	CPM CPM		1SNA 187 312 R1400 1SNA 197 312 R1600
8	Marking for clear cover		RTC		1SNA 163 156 R2700

R	See section on markers marking method	RC610 / RC510

(1) In order to make compatible the spacing of the block with the size of the lug, it may be needed to insert one or more spacers INHD between blocks.

Terminal block with 1 stud terminal - Assembled with cover

DIN 3 - reinforced rail type 2

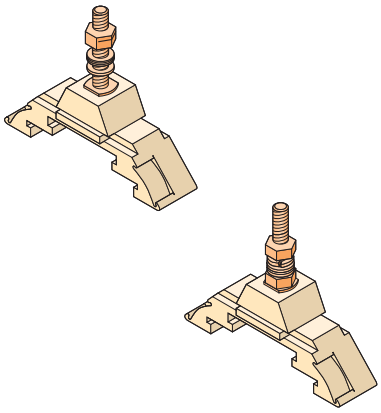

End stop		th. 10 mm	**BAM2**	1SNA **296 351** R**00**00
End stop		th. 8,2 mm	**BAH22**	1SNA **164 655** R**04**00
Rail		35 x 7,5 x 1	**PR3.Z2**	1SNA **174 300** R**17**00
Rail		35 x 15 x 2,3	**PR4**	1SNA **168 500** R**12**00
Rail		35 x 15 x 1,5	**PR5**	1SNA **168 700** R**22**00
Rail		21,8 x 8,2 x 1,5	**PRH2R**	1SNA **163 350** R**15**00

Other end stops, rails and accessories : see section on accessories.

Notes

** The use of a jumper bar requires to use a spacer instead of a circuit separator.*

HD10/12.F5

Spacing 13.2 mm (.520")
(spacing 12 mm (.473") + separator* 1.2 mm (.047"))

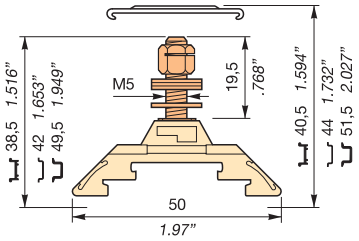

1 stud terminal M5 x 19.5 mm (.768") - Equipment : H 130 self locking nut + TREP 3L washer + washer

SNCF RATP

Colour	Type	Part numbers
Beige	**HD10/12.F5**	1SNA **295 394** R**23**00

Characteristics

Wire size

	NFC	DIN	NF F 61-017
Tubular lug (NFC 20130)	2,5 mm² to 10 mm² (1)		
Lug (DIN 46235)		6 mm² to 10 mm²	

Voltage

V AC	750 Cat. C		750 V
V DC	750 Cat. C		750 V
Pollution degree			

Current

Rated	57 A		51 A

Wire size

Rated (Rigid)	10 mm²		

Weight		Recommended torque	
11 g		2,5 Nm	
0.39 oz			

HD10/12.F5.1 HD10/12.F5.2 Steel Brass

Spacing 13.2 mm (.520")
(spacing 12 mm (.473") + separator* 1.2 mm (.047"))

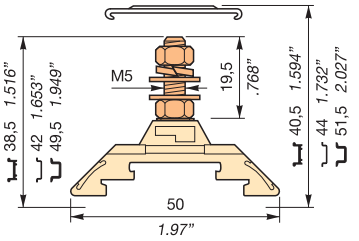

1 stud terminal M5 x 19.5 mm (.768") - Equipment: 1 bottom nut + 2 washers + 1 spring washer + 1 top nut

SNCF RATP

Colour	Type	Part numbers
Beige Steel	**HD10/12.F5.1**	1SNA **295 395** R**24**00
Beige Brass	**HD10/12.F5.2**	1SNA **295 396** R**25**00
Yellow Brass	**HD10/12.F5.2**	1SNA **205 396** R**03**00

Characteristics

Wire size

	NFC	DIN	
Tubular lug (NFC 20130)	2,5 mm² to 10 mm² (1)		
Lug (DIN 46235)		6 mm² to 10 mm²	

Voltage

V AC	750 Cat. C		
V DC	750 Cat. C		
Pollution degree			

Current

Rated	57 A		

Wire size

Rated (Rigid)	10 mm²		

Weight		Recommended torque	
11 g		2 Nm	
0.39 oz			

Accessories

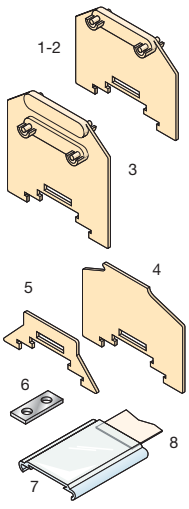

			Type		P/N
1	End section	beige	FJHD40	th. 1,5 mm	1SNA **295 424** R**11**00
		yellow	FJHD40	th. 1,5 mm	1SNA **205 424** R**27**00
2	Intermediate section	beige	FJHD40	th. 1,5 mm	1SNA **295 424** R**11**00
		yellow	FJHD40	th. 1,5 mm	1SNA **205 424** R**27**00
3	Double section (height 40/50.5 mm)	beige	FJDHD	th. 1,5 mm	1SNA **295 426** R**13**00
4	Circuit separator	beige	SCHD2	th. 1,2 mm	1SNA **295 429** R**26**00
		yellow	SCHD2	th. 1,2 mm	1SNA **205 429** R**04**00
5	Spacer	beige	INHD	th. 1,2 mm	1SNA **295 427** R**14**00
		yellow	INHD	th. 1,2 mm	1SNA **205 427** R**22**00
6	Jumper bar		BJH131	spacing 13,2 mm 10 poles	1SNA **163 468** R**00**00
7	Cover	clear	CPM		1SNA **187 312** R**14**00
	Cover	beige	CPM		1SNA **197 312** R**16**00
		yellow	CPM		1SNA **199 405** R**27**00
8	Marking for clear cover		RTC		1SNA **163 156** R**27**00

R See section on markers marking method

RC610 / RC510

(1) In order to make compatible the spacing of the block with the size of the lug, it may be needed to insert one or more spacers INHD between blocks.

Terminal block with 1 stud terminal - Assembled with cover

DIN 3 - reinforced rail type 2

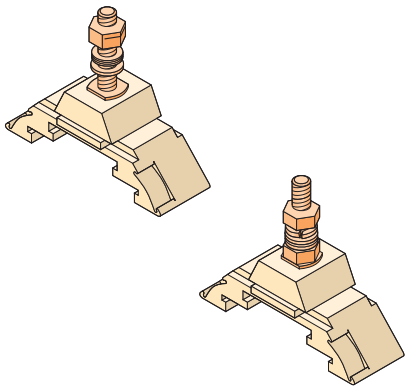

End stop		th. 10 mm	**BAM2**	1SNA **296 351** R**0**000
End stop		th. 8,2 mm	**BAH22**	1SNA **164 655** R**04**00
Rail		35 x 7,5 x 1	**PR3.Z2**	1SNA **174 300** R**17**00
Rail		35 x 15 x 2,3	**PR4**	1SNA **168 500** R**12**00
Rail		35 x 15 x 1,5	**PR5**	1SNA **168 700** R**22**00
Rail		21,8 x 8,2 x 1,5	**PRH2R**	1SNA **163 350** R**15**00

Other end stops, rails and accessories : see section on accessories.

Notes

** The use of a jumper bar requires to use a spacer instead of a circuit separator.*

HD35/16.F6.19

Spacing 17.2 mm (.678")
(spacing 16 mm (.630") + separator* 1.2 mm (.047"))

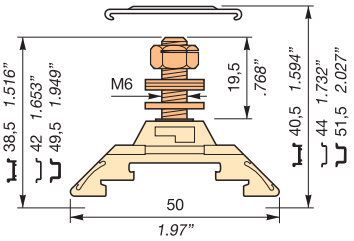

1 stud terminal M6 x 19.5 mm (.768") - Equipment (As per NF F 61017): H 130 self locking nut + TREP 3L washer + washer

SNCF NF F 61017 RATP NF F 61017

Colour	Type	Part numbers
Beige V0 □	**HD35/16.F6.19**	1SNA **295 398** R**07**00
NF F 61017	**BD0018-1F6**	1SNA **295 398** R**07**00 **+ SCHD2***

Characteristics

Wire size	NFC	DIN	NF F 61-017
Tubular lug (NFC 20130)	4 mm² to 35 mm² (1)		
Lug (DIN 46235)		6 mm² to 25 mm²	

Voltage			
V AC	750 Cat. C		750 V
V DC	750 Cat. C		750 V
Pollution degree			

Current			
Rated	125 A		125 A

Wire size			
Rated (Rigid)	35 mm²		

Weight		Recommended torque	
17 g		5,3 Nm	
0.60 oz			

HD35/16.F6.19.1

Spacing 17.2 mm (.678")
(spacing 16 mm (.630") + separator* 1.2 mm (.047"))

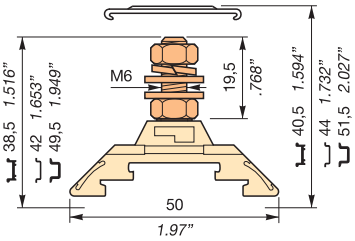

1 stud terminal M6 x 19.5 mm (.768") - Equipment: 1 bottom nut + 2 washers + 1 spring washer + 1 top nut

SNCF RATP

Colour	Type	Part numbers
Beige V0 □	**HD35/16.F6.19.1**	1SNA **295 399** R**00**00

Characteristics

Wire size	NFC	DIN	
Tubular lug (NFC 20130)	4 mm² to 35 mm² (1)		
Lug (DIN 46235)		6 mm² to 25 mm²	

Voltage			
V AC	750 Cat. C		
V DC	750 Cat. C		
Pollution degree			

Current			
Rated	125 A		

Wire size			
Rated (Rigid)	35 mm²		

Weight		Recommended torque	
17 g		3 Nm	
0.60 oz			

Accessories

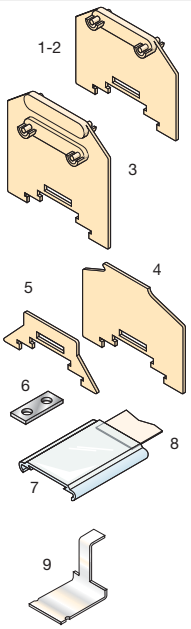

			Type		P/N	Type		P/N
1	End section	beige V0	FJHD40	th. 1,5 mm	1SNA **295 424** R**11**00	FJHD40	th. 1,5 mm	1SNA **295 424** R**11**00
2	Intermediate section	beige V0	FJHD40	th. 1,5 mm	1SNA **295 424** R**11**00	FJHD40	th. 1,5 mm	1SNA **295 424** R**11**00
3	Double section (height 40/50.5 mm)	beige V0	FJDHD	th. 1,5 mm	1SNA **295 426** R**13**00	FJDHD	th. 1,5 mm	1SNA **295 426** R**13**00
4	Circuit separator	beige V0	SCHD2	th. 1,2 mm	1SNA **295 429** R**26**00	SCHD2	th. 1,2 mm	1SNA **295 429** R**26**00
5	Spacer	beige V0	INHD	th. 1,2 mm	1SNA **295 427** R**14**00	INHD	th. 1,2 mm	1SNA **295 427** R**14**00
6	Jumper bar		BJH17	spacing 17,2 mm 10 poles	1SNA **163 475** R**27**00	BJH17	spacing 17,2 mm 10 poles	1SNA **163 475** R**27**00
7	Cover	clear	CPM		1SNA **187 312** R**14**00	CPM		1SNA **187 312** R**14**00
	Cover V0	beige	CPM V0		1SNA **197 312** R**16**00	CPM V0		1SNA **197 312** R**16**00
8	Marking for clear cover		RTC		1SNA **163 156** R**27**00	RTC		1SNA **163 156** R**27**00
9	Distribution bar		BJHS		1SNA **206 539** R**03**00	BJHS		1SNA **206 539** R**03**00
R	See section on markers marking method		RC610 / RC510			RC610 / RC510		

Note : for H 130 self locked nut, after tightening the connections, a protective coat will be required on the threaded stud.
(1) In order to make compatible the spacing of the block with the size of the lug, it may be needed to insert one or more spacers INHD between blocks.

Terminal block with 1 stud terminal - Assembled with cover

DIN 3 - reinforced rail type 2

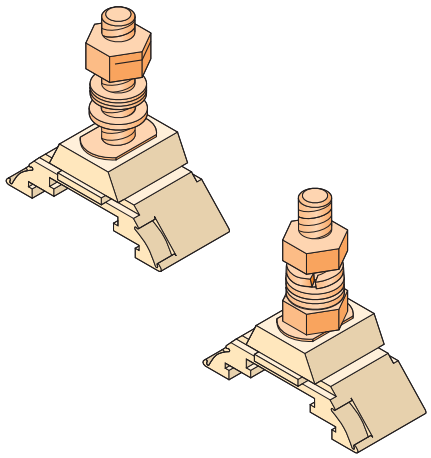

End stop		th. 10 mm	**BAM2**	1SNA **296 351** R**0**000
End stop		th. 8,2 mm	**BAH22**	1SNA **164 655** R**04**00
End stop		th. 10,7 mm	**BAH24**	1SNA **168 355** R**13**00
Rail		35 x 7,5 x 1	**PR3.Z2**	1SNA **174 300** R**17**00
Rail		35 x 15 x 2,3	**PR4**	1SNA **168 500** R**12**00
Rail		35 x 15 x 1,5	**PR5**	1SNA **168 700** R**22**00
Rail		21,8 x 8,2 x 1,5	**PRH2R**	1SNA **163 350** R**15**00

Other end stops, rails and accessories : see section on accessories.

Notes

Possibility to mounting 95 mm² lugs size 23 ± 1 with two INHD spacers.

** The use of a jumper bar requires to use a spacer instead of a circuit separator.*

HD70/22.F8.31

Spacing 23.2 mm (.914")
(spacing 22 mm (.866") + separator* 1.2 mm (.047"))

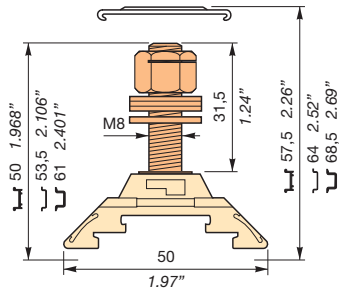

1 stud terminal M8 x 31.5 mm (1.24") - Equipment (As per NF F 61017): H 130 self locking nut + TREP 3L washer + washer

SNCF NF F 61017 RATP NF F 61017

Colour	Type	Part numbers
Beige	**HD70/22.F8.31**	1SNA **295 400** R**06**00
NF F 61017	**BD23,2-1F8**	1SNA **295 400** R**06**00**+SCH8***

Characteristics

Wire size	NFC	DIN	NF F 61-017
Tubular lug (NFC 20130)	6 mm² to 70 mm² (1)		
Lug (DIN 46235)		16 mm² to 50 mm²	
Voltage			
V AC	750 Cat. C		750 V
V DC	750 Cat. C		750 V
Pollution degree			
Current			
Rated	192 A		188 A
Wire size			
Rated (Rigid)	70 mm²		

Weight		Recommended torque	
39 g		13,4 Nm	
1.38 oz			

HD70/22.F8.31.1 Steel
HD70/22.F8.31.2 Brass

Spacing 23.2 mm (.914")
(spacing 22 mm (.866") + separator* 1.2 mm (.047"))

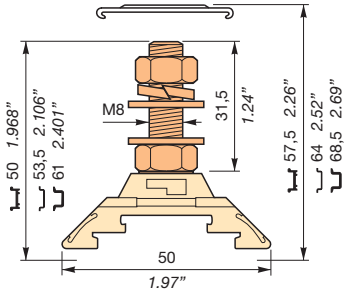

1 stud terminal M8 x 31.5 mm (1.24") - Equipment: 1 bottom nut + 2 washers + 1 spring washer + 1 top nut

SNCF RATP

Colour	Type	Part numbers
Beige steel	**HD70/22.F8.31.1**	1SNA **295 401** R**23**00
Beige brass	**HD70/22.F8.31.2**	1SNA **295 402** R**24**00

Characteristics

Wire size	NFC	DIN	
Tubular lug (NFC 20130)	6 mm² to 70 mm² (1)		
Lug (DIN 46235)		16 mm² to 50 mm²	
Voltage			
V AC	750 Cat. C		
V DC	750 Cat. C		
Pollution degree			
Current			
Rated	192 A		
Wire size			
Rated (Rigid)	70 mm²		

Weight		Recommended torque	
39 g		6 Nm	
1.38 oz			

Accessories

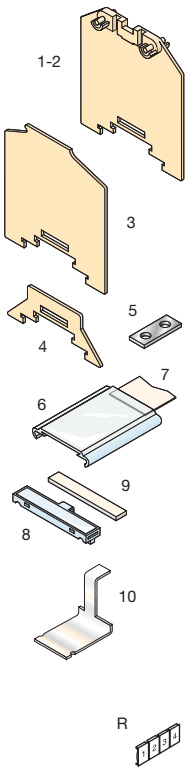

			Type		P/N
1	End section	beige	FJH501	th. 1,5 mm	1SNA **199 411** R**14**00
2	Intermediate section	beige	FJH501	th. 1,5 mm	1SNA **199 411** R**14**00
3	Circuit separator	beige	SCH8	th. 1,2 mm	1SNA **199 412** R**15**00
4	Spacer	beige	INHD	th. 1,2 mm	1SNA **295 427** R**14**00
5	Jumper bar	beige	BJH23	spacing 23,2 mm 10 poles	1SNA **163 476** R**20**00
6	Cover	clear	CPM		1SNA **187 312** R**14**00
	Cover	beige	CPM		1SNA **197 312** R**16**00
7	Marking for clear cover		RTC		1SNA **163 156** R**27**00
8	Terminal board label holder on FEH		PEFH		1SNA **163 497** R**16**00
9	Label for PEFH (29 x 5 mm)		RPED		1SNA **163 518** R**22**00
10	Distribution bar		BJHS		1SNA **206 539** R**03**00

R See section on markers marking method

RC610 / RC510

			Type		P/N
1	End section	beige	FJH501	th. 1,5 mm	1SNA **199 411** R**14**00
2	Intermediate section	beige	FJH501	th. 1,5 mm	1SNA **199 411** R**14**00
3	Circuit separator	beige	SCH8	th. 1,2 mm	1SNA **199 412** R**15**00
4	Spacer	beige	INHD	th. 1,2 mm	1SNA **295 427** R**14**00
5	Jumper bar	beige	BJH23	spacing 23,2 mm 10 poles	1SNA **163 476** R**20**00
6	Cover	clear	CPM		1SNA **187 312** R**14**00
	Cover	beige	CPM		1SNA **197 312** R**16**00
7	Marking for clear cover		RTC		1SNA **163 156** R**27**00
8	Terminal board label holder on FEH		PEFH		1SNA **163 497** R**16**00
9	Label for PEFH (29 x 5 mm)		RPED		1SNA **163 518** R**22**00
10	Distribution bar		BJHS		1SNA **206 539** R**03**00

RC610 / RC510

Note : for H 130 self locked nut, after tightening the connections, a protective coat will be required on the threaded stud.
(1) In order to make compatible the spacing of the block with the size of the lug, it may be needed to insert one or more spacers INHD between blocks.

Terminal block with 1 stud terminal - Assembled with cover

DIN 3 - reinforced rail type 2

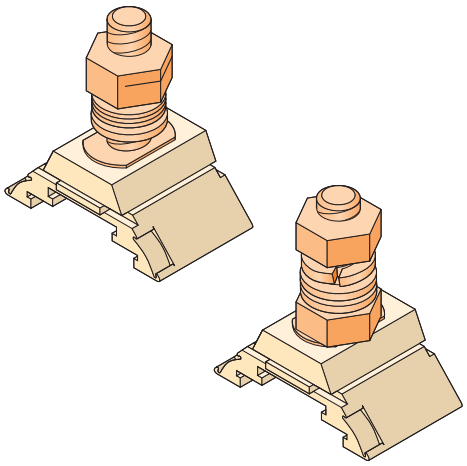

End stop		th. 10 mm	**BAM2**	1SNA **296 351** R**0**000
End stop		th. 8,2 mm	**BAH22**	1SNA **164 655** R**04**00
End stop		th. 10,7 mm	**BAH24**	1SNA **168 355** R**13**00
Rail		35 x 7,5 x 1	**PR3.Z2**	1SNA **174 300** R**17**00
Rail		35 x 15 x 2,3	**PR4**	1SNA **168 500** R**12**00
Rail		35 x 15 x 1,5	**PR5**	1SNA **168 700** R**22**00
Rail		21,8 x 8,2 x 1,5	**PRH2R**	1SNA **163 350** R**15**00

Other end stops, rails and accessories : see section on accessories.

Notes

Possibility to mounting 150 mm² lugs size 30 ± 2 with two INHD spacers.

** The use of a jumper bar requires to use a spacer instead of a circuit separator.*

HD120/30.F10.31

Spacing 31.2 mm (*1.23*")
(spacing 30 mm (*1.18*") + separator* 1.2 mm (*.047*"))

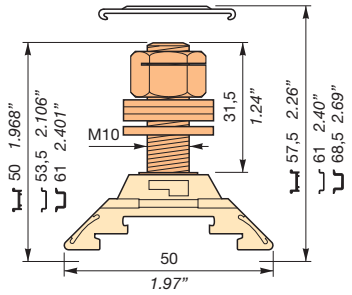

1 stud terminal M10 x 31.5 mm (1.24") - Equipment: H 130 self locking nut + TREP 3L spring washer + washer

SNCF RATP

Colour	Type	Part numbers
Beige	**HD120/30.F10.31**	1SNA **295 448** R**01**00

Characteristics

Wire size	NFC	DIN	
Tubular lug (NFC 20130)	10 mm² to 120 mm²(1)		
Lug (DIN 46235)		16 mm² to 95 mm²	

Voltage			
V AC	750 Cat. C		
V DC	750 Cat. C		
Pollution degree			

Current			
Rated	269 A		

Wire size			
Rated (Rigid)	120 mm²		

Weight		Recommended torque	
60 g		30 Nm	
2.12 oz			

HD120/30.F10.31.1

Spacing 31.2 mm (*1.23*")
(spacing 30 mm (*1.18*") + separator* 1.2 mm (*.047*"))

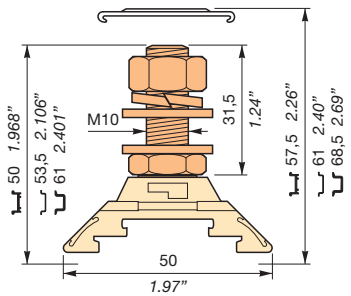

1 stud terminal M10 x 31.5 mm (1.24") - Equipment: 1 bottom nut + 2 washers + 1 spring washer + 1 top nut

SNCF RATP

Colour	Type	Part numbers
Beige	**HD120/30.F10.31.1**	1SNA **295 403** R**25**00

Characteristics

Wire size	NFC	DIN	
Tubular lug (NFC 20130)	10 mm² to 120 mm²(1)		
Lug (DIN 46235)		16 mm² to 95 mm²	

Voltage			
V AC	750 Cat. C		
V DC	750 Cat. C		
Pollution degree			

Current			
Rated	269 A		

Wire size			
Rated (Rigid)	120 mm²		

Weight		Recommended torque	
60 g		10 Nm	
2.12 oz			

Accessories

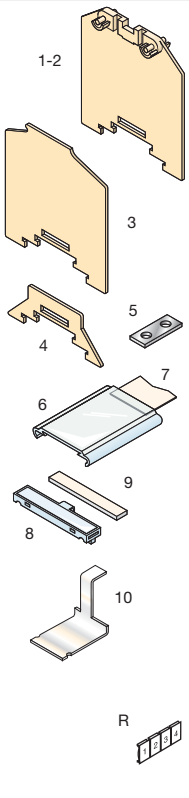

			Type		P/N	Type		P/N
1	End section	beige	FJH501	th. 1,5 mm	1SNA **199 411** R**14**00	FJH501	th. 1,5 mm	1SNA **199 411** R**14**00
2	Intermediate section	beige	FJH501	th. 1,5 mm	1SNA **199 411** R**14**00	FJH501	th. 1,5 mm	1SNA **199 411** R**14**00
3	Circuit separator	beige	SCH8	th. 1,2 mm	1SNA **199 412** R**15**00	SCH8	th. 1,2 mm	1SNA **199 412** R**15**00
4	Spacer	beige	INHD	th. 1,2 mm	1SNA **295 427** R**14**00	INHD	th. 1,2 mm	1SNA **295 427** R**14**00
5	Jumper bar	beige	BJH311	sapcing 31,2 mm 10 poles	1SNA **163 479** R**03**00	BJH311	spacing 31,2 mm 10 poles	1SNA **163 479** R**03**00
6	Cover	clear	CPM		1SNA **187 312** R**14**00	CPM		1SNA **187 312** R**14**00
	Cover	beige	CPM		1SNA **197 312** R**16**00	CPM		1SNA **197 312** R**16**00
7	Marking for clear cover		RTC		1SNA **163 156** R**27**00	RTC		1SNA **163 156** R**27**00
8	Terminal board label holder on FEH		PEFH		1SNA **163 497** R**16**00	PEFH		1SNA **163 497** R**16**00
9	Label for PEFH (29 x 5 mm)		RPED		1SNA **163 518** R**22**00	RPED		1SNA **163 518** R**22**00
10	Distribution bar		BJHS		1SNA **206 539** R**03**00	BJHS		1SNA **206 539** R**03**00
R	See section on markers marking method		RC610 / RC510			RC610 / RC510		

Note : for H 130 self locked nut, after tightening the connections, a protective coat will be required on the threaded stud.
(1) In order to make compatible the spacing of the block with the size of the lug, it may be needed to insert one or more spacers INHD between blocks.

Terminal block with 1 stud terminal - Assembled with cover

DIN 3 - reinforced rail type 2

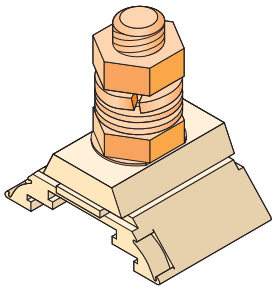

HD185/36.F12.31.1

Spacing 37.2 mm (*1.46*")
(spacing 36 mm (*1.42*") + separator* 1.2 mm (*.047*"))

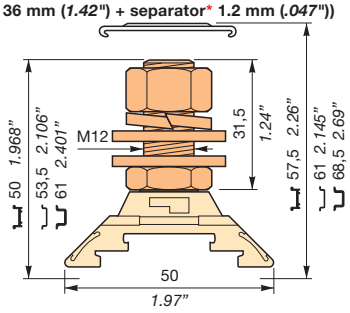

1 stud terminal M12 x 31.5 mm (1.24") - Equipment: 1 bottom nut + 2 washers + 1 spring washer + 1 top nut

SNCF RATP

Colour	Type	Part numbers
Beige	HD185/36.F12.31.1	1SNA **295 405** R**2700**

End stop	th. 10 mm	**BAM2**	1SNA **296 351** R**0000**
End stop	th. 8,2 mm	**BAH22**	1SNA **164 655** R**0400**
End stop	th. 10,7 mm	**BAH24**	1SNA **168 355** R**1300**
Rail	35 x 7,5 x 1	**PR3.Z2**	1SNA **174 300** R**1700**
Rail	35 x 15 x 2,3	**PR4**	1SNA **168 500** R**1200**
Rail	35 x 15 x 1,5	**PR5**	1SNA **168 700** R**2200**
Rail	21,8 x 8,2 x 1,5	**PRH2R**	1SNA **163 350** R**1500**

Other end stops, rails and accessories : see section on accessories.

Characteristics

Wire size	NFC	DIN	
Tubular lug (NFC 20130)	50 mm² to 185 mm²(1)		
Lug (DIN 46235)		25 mm² to 150 mm²	

Voltage			
V AC	750 Cat. C		
V DC	750 Cat. C		
Pollution degree			

Current			
Rated	353 A		

Wire size			
Rated (Rigid)	185 mm²		

Weight		Recommended torque	
79 g		14 Nm	
2.79 oz			

Characteristics

Wire size	NFC	DIN	
Lugs			
Bars			

Voltage			
V AC			
V DC			
Pollution degree			

Current			
Rated			

Wire size			
Rated			

		Recommended torque	

Notes

Possibility to mounting 240 mm² lugs size 37 ± 2 with three INHD spacers.

** The use of a jumper bar requires to use a spacer instead of a circuit separator.*

Accessories

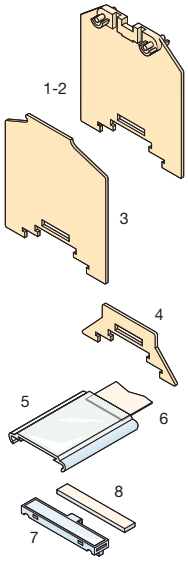

			Type		P/N
1	End section	beige	FJH501	th. 1,5 mm	1SNA **199 411** R**1400**
2	Intermediate section	beige	FJH501	th. 1,5 mm	1SNA **199 411** R**1400**
3	Circuit separator	beige	SCH8	th. 1,2 mm	1SNA **199 412** R**1500**
4	Spacer	beige	INHD	th. 1,2 mm	1SNA **295 427** R**1400**
5	Cover	clear	CPM		1SNA **187 312** R**1400**
	Cover	beige	CPM		1SNA **197 312** R**1600**
6	Marking for clear cover		RTC		1SNA **163 156** R**2700**
7	Terminal board label holder on FEH		PEFH		1SNA **163 497** R**1600**
8	Label for PEFH (29 x 5 mm)		RPED		1SNA **163 518** R**2200**

R

R See section on markers marking method — RC610 / RC510

(1) In order to make compatible the spacing of the block with the size of the lug, it may be needed to insert one or more spacers INHD between blocks.

Terminal block with 2 stud terminals - Assembled without cover

DIN 3 - reinforced rail type 2

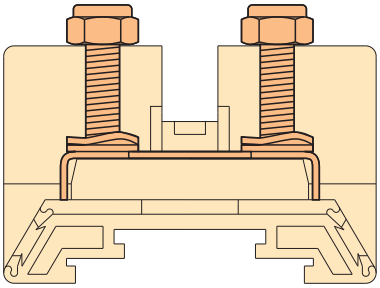

End stop		th. 10 mm	**BAM2**	1SNA **296 351** R**00**00
End stop		th. 7,1 mm	**BAH21**	1SNA **167 489** R**22**00
Rail		21,8 x 8,2 x 1,5	**PRH2R**	1SNA **163 350** R**15**00

Other end stops, rails and accessories : see section on accessories.

Notes

HD 6/13.FF4

Spacing 13 mm (.512")

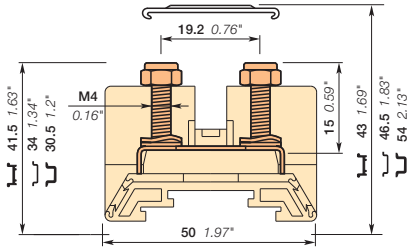

2 stud terminals M4 x15 mm (.531") with interruptor bar and possiblity of transverse connection - Equipment (As per NF F 61017) : self locking nut + spring washer + washer.

SNCF NF F 61017 RATP NF F 61017

Colour	Type	Part numbers
Beige	**HD 6/13.FF4**	1SNA **295 014** R**11**00
NF F 61017	**BE 0013-FF4**	1SNA **295 014** R**11**00

Characteristics

Wire size

	DIN-VDE	NF F 61017	NFC-UTE
Lugs	6 mm² max.		

Voltage			
V AC	380 Gr. C	380	400 Cat. C
V DC	450 Gr. C	380	250 Cat. C
Pollution degree			
Current			
Rated	47 A	51 A	51 A
Wire size			
Rated	6 mm²		6 mm²
		Recommended torque	
		1,2 Nm	

Characteristics

Wire size

	DIN-VDE	NF F 61017	NFC-UTE
Lugs			

Voltage			
V AC			
V DC			
Pollution degree			
Current			
Rated			
Wire size			
Rated			
		Recommended torque	

Accessories

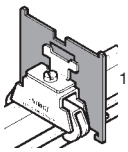

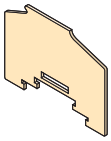

			Type		P/N
1	End section	beige	FEH8	th. 1.5 mm	1SNA **198 729** R**01**00
2	Circuit separator		SCH8	th. 1.2 mm	1SNA **199 412** R**15**00
3	Jumper bar	10 poles	BJS13	spacing 13 mm	1SNA **167 224** R**27**00
R	See section on markers marking method		REH3		

Type	P/N

Terminal block with 2 stud terminals - Assembled with cover

DIN 3 - reinforced rail type 2

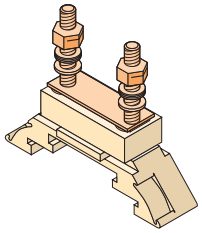

HD10/12.FF5

Spacing 13.2 mm (.520")
(spacing 12 mm (.473") + separator* 1.2 mm (.047"))

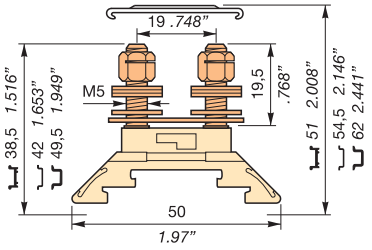

2 stud terminals M5 x 19.5 mm (.768") - Equipment: H 130 self locking nut + TREP 3L washer + washer

SNCF RATP

Colour	Type	Part numbers
Beige	HD10/12.FF5	1SNA **295 397** R**2600**

End stop		th. 10 mm	**BAM2**	1SNA **296 351** R**0000**
End stop		th. 8,2 mm	**BAH22**	1SNA **164 655** R**0400**
Rail		35 x 7,5 x 1	**PR3.Z2**	1SNA **174 300** R**1700**
Rail		35 x 15 x 2,3	**PR4**	1SNA **168 500** R**1200**
Rail		35 x 15 x 1,5	**PR5**	1SNA **168 700** R**2200**
Rail		21,8 x 8,2 x 1,5	**PRH2R**	1SNA **163 350** R**1500**

Other end stops, rails and accessories : see section on accessories.

Characteristics

Wire size	NFC	DIN	
Tubular lug (NFC 20130)	2,5 mm² to 10 mm²(1)		
Lug (DIN 46235)		6 mm² to 10 mm²	

Voltage			
V AC	750 Cat. C		
V DC	750 Cat. C		
Pollution degree			

Current			
Rated	57 A		

Wire size			
Rated (Rigid)	10 mm²		

Weight		Recommended torque	
11 g		2,5 Nm	
0.39 oz			

Characteristics

Wire size	NFC	DIN	

Voltage			
V AC			
V DC			
Pollution degree			

Current			
Rated			

Wire size			
Rated (Rigid)			

Weight		Recommended torque	

Notes

** The use of a jumper bar requires to use a spacer instead of a circuit separator.*

Accessories

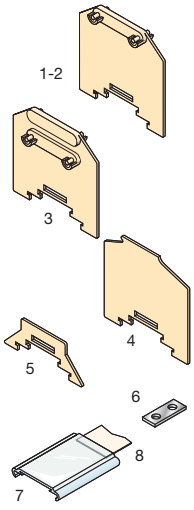

			Type		P/N
1	End section	beige	FJHD50	th. 1,5 mm	1SNA **295 425** R**1200**
2	Intermediate section	beige	FJHD50	th. 1,5 mm	1SNA **295 425** R**1200**
3	Double section (height 40/50.5 mm)	beige	FJDHD	th. 1,5 mm	1SNA **295 426** R**1300**
4	Circuit separator	beige	SCHD5	th. 1,2 mm	1SNA **295 430** R**2300**
5	Spacer	beige	INHD (1)	th. 1,2 mm	1SNA **295 427** R**1400**
6	Jumper bar		BJH131	spacing 13,2 mm 10 poles	1SNA **163 468** R**0000**
7	Cover	clear	CPM		1SNA **187 312** R**1400**
	Cover	beige	CPM		1SNA **197 312** R**1600**
8	Marking for clear cover		RTC		1SNA **163 156** R**2700**

R

R See section on markers marking method

RC610 / RC510

Note : for H 130 self locked nut, after tightening the connections, a protective coat will be required on the threaded stud.
(1) In order to make compatible the spacing of the block with the size of the lug, it may be needed to insert one or more spacers INHD between blocks.

Terminal block with 2 stud terminals

Assembled without cover

DIN 3 - reinforced rail type 2

End stop		th. 10 mm	**BAM2**	1SNA **296 351** R**0**000
End stop		th. 8,2 mm	**BAH22**	1SNA **164 655** R**04**00
Rail		35 x 7,5 x 1	**PR3.Z2**	1SNA **174 300** R**17**00
Rail		35 x 15 x 2,3	**PR4**	1SNA **168 500** R**12**00
Rail		35 x 15 x 1,5	**PR5**	1SNA **168 700** R**22**00
Rail		21,8 x 8,2 x 1,5	**PRH2R**	1SNA **163 350** R**15**00

Other end stops, rails and accessories : see section on accessories.

Notes

* *The use of a jumper bar requires to use a spacer instead of a circuit separator.*

HD 16/14.FF5.21.3

Spacing 18 mm (.708") (spacing 14 mm (.551") + separator* 4 mm (.157"))

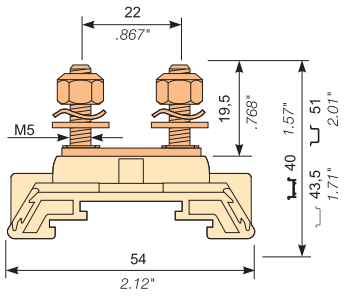

2 stud terminals M5 x 19,5 mm (.768") with interruptor bar and possibility of transverse connection - Equipment (As per NF F 61017) : self locking nut + spring washer + washer

SNCF NF F 61017 RATP NF F 61017

Color	Type	Part numbers
Beige	**HD 16/14.FF5.21.3**	1SNA **295 012** R**17**00
NF F 61017	**BE 0018-FF5**	1SNA **295 012** R**17**00 **+ SCH6***

Characteristics

Wire size

	DIN-VDE	NF F 61017	NFC-UTE
Lugs	25 mm² max.		

Rated voltage			
V AC	500 Gr. C	380/380	500 Cat. C
V DC	600 Gr. C	500/500	500 Cat. C
Pollution degre			
Rated current			
Rated	65 A	51/71 A	71 A
Wire size			
Rated	16 mm²		16 mm²

Weight		Recommended torque	
28 g		2,5 Nm	
0.99 oz			

HD 16/14.FF5.20.3

Spacing 14 mm (.551")

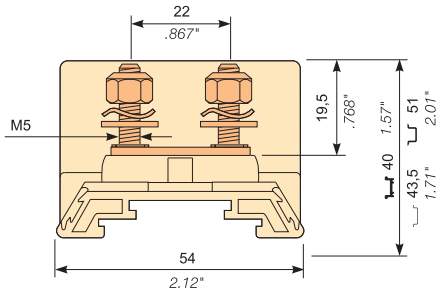

2 stud terminals M5 x 19,5 mm (.768") with interruptor bar - Equipment (As per NF F 61017) : self locking nut + spring washer + washer

SNCF NF F 61017 RATP NF F 61017

Color	Type	Part numbers
Beige	**HD 16/14.FF5.20.3**	1SNA **295 013** R**10**00
NF F 61017	**BE 0014-FF5**	

Characteristics

Wire size

	DIN-VDE	NF F 61017	NFC-UTE
Lugs	16 mm² max.		

Rated voltage			
V AC	500 Gr. C	380	500 Cat. C
V DC	600 Gr. C	500	500 Cat. C
Pollution degre			
Rated current			
Rated	65 A	51 A	71 A
Wire size			
Rated	16 mm²		16 mm²

Weight		Recommended torque	
30 g		2,5 Nm	
1.06 oz			

Accessories

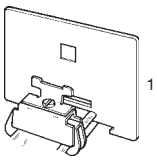

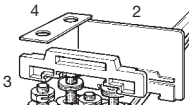

		Type		Part numbers	Type		Part numbers
1	End section	FEH8	th. 1,5 mm	1SNA **198 729** R**01**00	FEH8	th.1,5 mm	1SNA **198 729** R**01**00
2	Circuit separator	SCH6	th. 4 mm	1SNA **199 393** R**22**00			
3	Spacer (1)	INH3	th. 4 mm	1SNA **199 394** R**23**00			
4	Jumper bar	BJH14 spacing 14 mm					
			2 poles	1SNA **173 438** R**24**00			
			3 poles	1SNA **173 439** R**25**00			
			4 poles	1SNA **173 441** R**27**00			
			5 poles	1SNA **173 449** R**07**00			
			10 poles	1SNA **173 451** R**21**00			
		BJH18 spacing 18 mm					
			2 poles	1SNA **173 452** R**22**00			
			3 poles	1SNA **173 453** R**23**00			
			4 poles	1SNA **173 454** R**24**00			
			5 poles	1SNA **173 460** R**06**00			
			10 poles	1SNA **173 461** R**23**00			
R	See section on markers marking method	RC610 REH3			RC610 REH3		

(1) Placed between 2 blocks, the spacer permits to obtain the 18 mm (*0.708"*) spacing.

Terminal block with 2 stud terminals

Assembled without cover

DIN 3 - reinforced rail type 2

End stop		th. 10 mm	**BAM2**	1SNA **296 351** R**00**00
End stop		th. 8,2 mm	**BAH22**	1SNA **164 655** R**04**00
Rail		35 x 7,5 x 1	**PR3.Z2**	1SNA **174 300** R**17**00
Rail		35 x 15 x 2,3	**PR4**	1SNA **168 500** R**12**00
Rail		35 x 15 x 1,5	**PR5**	1SNA **168 700** R**22**00
Rail		21,8 x 8,2 x 1,5	**PRH2R**	1SNA **163 350** R**15**00

Other end stops, rails and accessories : see section on accessories.

Notes

* *The use of a jumper bar requires to use a spacer instead of a circuit separator.*

HD 16/14.FF5.21

Spacing 18 mm (.708") (spacing 14 mm (.551") + separator* 4 mm (.157"))

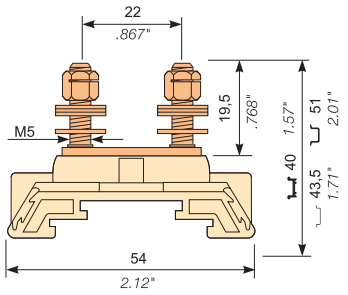

2 stud terminals M5 x 19,5 mm (.768") with interruptor bar and possibility of transverse connection - Equipment : self locking nut + spring washer + washer

SNCF RATP

Color	Type	Part numbers
Beige	**HD 16/14.FF5.21**	1SNA **162 991** R**14**00

Characteristics

Wire size

	DIN-VDE	NF F 61017	NFC-UTE
Lugs	25 mm² max.		

Rated voltage			
V AC	500 Gr. C	380/380	500 Cat. C
V DC	600 Gr. C	500/500	500 Cat. C
Pollution degre			
Rated current			
Rated	65 A	51/71 A	71 A
Wire size			
Rated	16 mm²		16 mm²

Weight		Recommended torque	
28 g		2,5 Nm	
0.99 oz			

HD 16/14.FF5.20

Spacing 14 mm

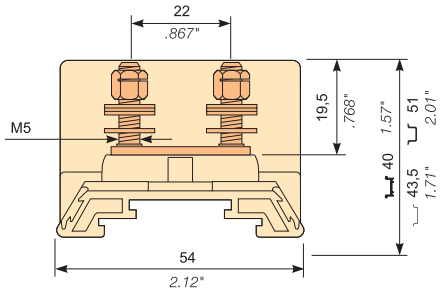

2 stud terminals M5 x 19,5 mm (.768") with interruptor bar - Equipment : self locking nut + spring washer + washer

SNCF RATP

Color	Type	Part numbers
Beige	**HD 16/14.FF5.20**	1SNA **162 979** R**07**00

Characteristics

Wire size

	DIN-VDE	NF F 61017	NFC-UTE
Lugs	16 mm² max.		

Rated voltage			
V AC	500 Gr. C	380	500 Cat. C
V DC	600 Gr. C	500	500 Cat. C
Pollution degre			
Rated current			
Rated	65 A	51 A	71 A
Wire size			
Rated	16 mm²		16 mm²

Weight		Recommended torque	
30 g		2,5 Nm	
1.06 oz			

Accessories

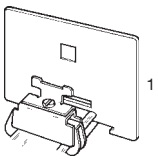

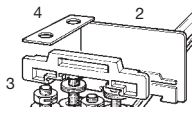

1	End section		
2	Circuit separator		
3	Spacer	(1)	
4	Jumper bar		
R	See section on markers marking method		

Type		Part numbers
FEH8	th. 1,5 mm	1SNA **198 729** R**01**00
SCH6 spacing 18 mm	th. 4 mm	1SNA **199 393** R**22**00
INH3	th. 4 mm	1SNA **199 394** R**23**00
BJH14 spacing 14 mm		
	2 poles	1SNA **173 438** R**24**00
	3 poles	1SNA **173 439** R**25**00
	4 poles	1SNA **173 441** R**27**00
	5 poles	1SNA **173 449** R**07**00
	10 poles	1SNA **173 451** R**21**00
BJH18 spacing 18 mm		
	2 poles	1SNA **173 452** R**22**00
	3 poles	1SNA **173 453** R**23**00
	4 poles	1SNA **173 454** R**24**00
	5 poles	1SNA **173 460** R**06**00
	10 poles	1SNA **173 461** R**23**00

RC610 REH3

Type		Part numbers
FEH8	th.1,5 mm	1SNA **198 729** R**01**00

RC610 REH3

(1) Placed between 2 blocks, the spacer permits to obtain the 18 mm (*0.708*") spacing.

Heavy duty switch terminal blocks with push-turn knob with self-cleaning contacts

Screw clamp

DIN 1 - DIN 3



ES8CG

Spacing 8 mm - *0,05 (.315")*

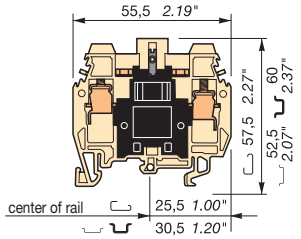

Switch terminal block by a dark grey push-turn knob (1/4 turn), can be sealed in the open position. Block equipped with 2 test sockets DIA. 4 mm / .16".

Colour	Type	Part numbers
Ivory	**ES8CG**	1SNA **400 015** R**2**000
Green	**ES8CG**	1SNA **400 014** R**27**00

End stop	th. 9 mm	**BADL**	1SNA **399 903** R**02**00
End stop	th. 10 mm	**BAM2**	1SNA **206 351** R**16**00
End stop	th. 10 mm	**BAR**	1SNA **164 338** R**06**00
Rail	35 x 7,5 x 1	**PR3.Z2**	1SNA **174 300** R**17**00
Rail	35 x 15 x 2,3	**PR4**	1SNA **168 500** R**12**00
Rail	35 x 15 x 1,5	**PR5**	1SNA **168 700** R**22**00
Rail	32 x 15 x 1,5	**PR1.Z2**	1SNA **163 050** R**04**00

Other end stops, rails and accessories : see section on accessories.

Characteristics

Wire size		According to CT 448 of the IG PS 52
Screw clamp	Rigid	0,5-10 mm²
	Flexible	0,5-6 mm²

Voltage	
Rated	500 V
Impulse withstand	

Current	
Rated operational current	2 A
Conventional free air thermal current	6 A

Wire size		
Rated / Gauge	6 mm²	8 AWG

Wire stripping length	Recomm. screwdriver	Recomm. torque	Protection
11 mm *.433 "*	4 mm *.157"*	0,8-1 Nm *7,1-8,9 lb.in*	IP 10

Notes

The use of some accessories may decrease the block's voltage rating. For more information, consult us.

- *Self-cleaning contacts when opening and closing.*
- *Corrosion-proof compression clamp **
- *Disturbed environment*
- *Specific for low level*

* NC screw clamps on Ivory and Green versions.

Accessories

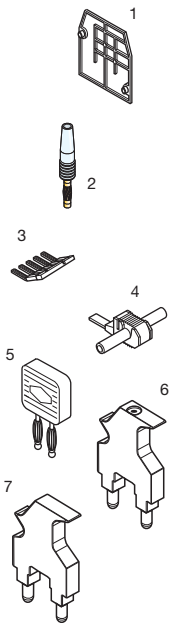

		Type		Part numbers
1	End section grey	FEMT1	th. 2,8 mm	1SNA **113 137** R**02**00
	End section ivory	FEMT1	th. 2,8 mm	1SNA **193 137** R**03**00
2	Test plug	FC4	DIA. 4 mm	1SNA **167 860** R**01**00
3	Comb type jumper bar 50 A	PC8	2 poles	1SNA **116 538** R**17**00
	50 A	PC8	3 poles	1SNA **116 539** R**10**00
	50 A	PC8	4 poles	1SNA **116 540** R**25**00
	50 A	PC8	10 poles	1SNA **163 313** R**24**00
4	IDC jumper	AD2,5		1SNA **114 205** R**20**00
5	Short-circuiting plug	BP8.A4		1SNA **173 888** R**20**00
6	Short-circuiting plug with test socket DIA. 4 mm/.16"	BNSTP1	light ivory	1SNA **196 792** R**17**00
		BNSTP1	grey	1SNA **196 793** R**10**00
7	Short-circuiting plug without test	BNSTP2	red	1SNA **196 789** R**24**00
		BNSTP2	grey	1SNA **196 790** R**21**00
R	See section on markers marking method	RC810	Sides of block	

Notes

Selection table of ADO terminal blocks for railway application wires according to NF F 63-808, 63-296, 63-826 and EN 50306

(for other wires, consult us)

According to standard:	Wire size (mm²)	D 1,5/5.ADO.NF 1SNA 400 315 R0100	D 1,5/7.ADO-CPE.NF 1SNA 400 153 R0700 D 1,5/7.2ADO-CPE.NF 1SNA 400 154 R0000 D 1,5/6.ADO.NF 1SNA 399 730 R1700 D 1,5/6.D2.ADO.NF 1SNA 399 742 R1700 D 1,5/6.ADO.D2.NF 1SNA 399 916 R2600 D 1,5/6.S.ADO.NF 1SNA 400 083 R2500	D 2,5/7.ADO-CPE.NF 1SNA 400 061 R0600 D 2,5/7.2ADO-CPE.NF 1SNA 400 062 R0700 D 2,5/8.ADO.NF 1SNA 399 736 R0100 D 2,5/8.S.ADO.NF 1SNA 399 752 R1100	D 4/7.ADO-CPE.NF 1SNA 400 240 R2200 D 4/7.2ADO-CPE.NF 1SNA 400 241 R1700 D 4/8.ADO.NF 1SNA 399 748 R2500	D 2,5/7.ADO-CPE.NF1 1SNA 400 156 R0200 D 2,5/7.2ADO-CPE.NF1 1SNA 400 157 R0300 D 2,5/8.ADO.NF1 1SNA 399 749 R2600
NF F 63-808	0,60	●	●			
	0,93	●	●	●		
	1,34	●	●	●		
	1,82		●	●		
	2,61			●		
	4,32				●	
NF F 63-296 NF F 63-826	1,5*					●
EN 50306	0,5	●	●			
	0,75	●	●			
	1	●	●	●		
	1,5	●	●	●		
	2,5			●		
Colour identification		*without tempo*	*red*	*blue*	*yellow*	*black*

Legend: ● **1 or 2 wires (of the same gage and nature) allowed per jaw (3 wires per jaw: consult us).**

* **Max. insulating sleeve : 4,7 mm**

Railway applications Terminal blocks with insulation displacement

ADO - ADO

DIN 3

D 1,5/5.ADO.NF

Spacing 5 mm (.200")

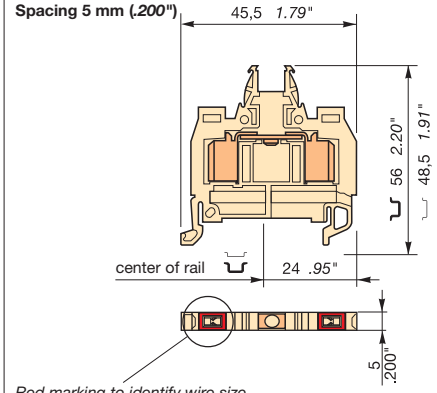

Red marking to identify wire size.

SNCF CE

Colour	Type	Part numbers
Beige	**D 1,5/5.ADO.NF**	1SNA **400 315** R**01**00

Characteristics

Wire size

	NF F 63-808	EN 50306
ADO	0,6 - 1,34 mm²	0,5 - 1,5 mm²

1 or 2 wires (same wire size) per ADO jaw

	IEC NFE DIN	NF F 61-017
Voltage		
Rated	1000 V	500 V
Pollution degree	3	
Current		
Rated	17,5 A	16 A

Body weight	Metallic part weight	Total weight	Protection
3,5 g	3,23 g	6,73 g	IP 20
0.008 lb	*0.007 lb*	*0.015 lb*	*NEMA 1*

End stop	th. 10 mm	**BAM2**	1SNA **296 351** R**00**00
Rail	35 x 7,5 x 1	**PR3.Z2**	1SNA **174 300** R**17**00
Rail	35 x 15 x 2,3	**PR4**	1SNA **168 500** R**12**00
Rail	35 x 15 x 1,5	**PR5**	1SNA **168 700** R**22**00

Other end stops, rails and accessories : see section on accessories.

Notes

Accessories

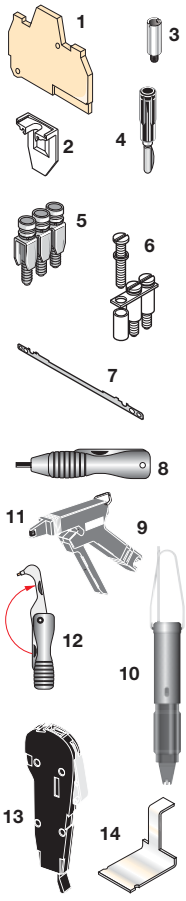

			Type		P/N
1	End section	beige	FEMAD3	th. 3 mm	1SNA **399 802** R**05**00
2	Circuit separator		SCAD5		1SNA **199 551** R**20**00
3	Test socket		AL2	DIA. 2 mm	1SNA **163 043** R**21**00
			AL3	DIA. 3 mm	1SNA **163 261** R**00**00
4	Test plug		FC2	DIA. 2 mm	1SNA **007 865** R**26**00
5	Jumper bar	24 A	BJMI 5.2	2 poles	1SNA **176 278** R**16**00
	(with IP20 protection)	24 A	BJMI 5.3	3 poles	1SNA **176 279** R**17**00
		24 A	BJMI 5.4	4 poles	1SNA **176 280** R**05**00
		24 A	BJMI 5.5	5 poles	1SNA **176 281** R**22**00
		24 A	BJMI 5.10	10 poles	1SNA **176 282** R**23**00
6	Jumper bar not assembled		BJS5	24 A 20 poles	1SNA **177 652** R**06**00
	Post + screw + washer		EV5		1SNA **168 629** R**16**00
7	Shield connector		CBM5	th. 0,5 mm	1SNA **178 745** R**14**00
			CBM8	th. 0,8 mm	1SNA **178 746** R**15**00
8	Hand tool kit		OUMAD		1SNA **179 466** R**06**00
9	Semi-automatic tool		OUPAD		1SNA **178 944** R**04**00
10	Pneumatic tool kit		OUTAD		1SNA **205 710** R**11**00
11	Replacement head kit		OUTA		1SNA **205 284** R**03**00
12	Extraction tool kit		EXAD2		1SNA **205 721** R**00**00
13	Test connector		CEADO.5		1SNA **399 345** R**11**00
			CEADOE		1SNA **399 341** R**15**00
14	Distribution bar		BJHS		1SNA **206 539** R**03**00
R	See section on markers Terminal block's marking		RC55 - RC510 - RTM7		

Railway applications Terminal blocks with insulation displacement

ADO - ADO

DIN 3

D 1,5/6.ADO.NF

Spacing 6 mm (.236")

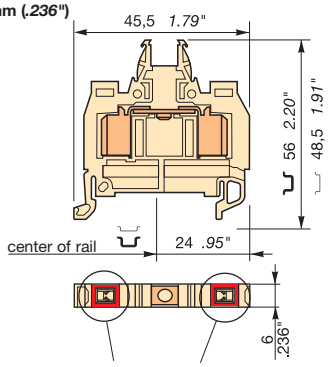

Red marking to identify wire size

D 2,5/8.ADO.NF

Spacing 8 mm (.315")

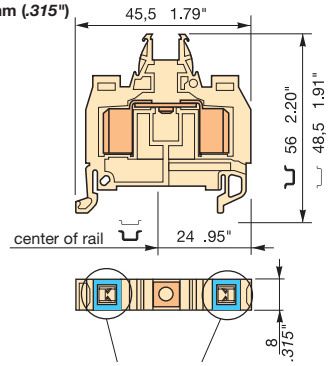

Blue marking to identify wire size

Colour	Type	Part numbers
Beige	**D 1,5/6.ADO.NF**	1SNA **399 730** R**1700**
Beige	**D 1,5/6.ADO.1.NF***	1SNA **400 281** R**0000**

Colour	Type	Part numbers
Beige	**D 2,5/8.ADO.NF**	1SNA **399 736** R**0100**
Beige	**D 2,5/8.ADO.1.NF****	1SNA **400 282** R**0100**

Characteristics

Wire size

	NF F 63-808	EN 50306
ADO	0,6 - 1,82 mm²	0,5 - 1,5 mm²

1 or 2 wires (same wire size) per ADO jaw

Characteristics

Wire size

	NF F 63-808	EN 50306
ADO	0,93 - 2,61 mm²	1 - 2,5 mm²

1 or 2 wires (same wire size) per ADO jaw

	IEC	NF F 61-017	UL/CSA
Voltage			
Rated	1000 V	500 V	600 V
Pollution degree	3		
Current			
Rated	17,5 A	16 A	18 A

Body weight	Metallic part weight	Total weight	Protection
3,5 g	3,23 g	6,73 g	IP 20
0.008 lb	*0.007 lb*	*0.015 lb*	*NEMA 1*

	IEC	NF F 61-017	UL/CSA
Voltage			
Rated	1000 V	500 V	600 V
Pollution degree	3		
Current			
Rated	24 A	16 A	25 A

Body weight	Metallic part weight	Total weight	Protection
4,63 g	4,53 g	9,16 g	IP 20
0.010 lb	*0.009 lb*	*0.020 lb*	*NEMA 1*

End stop	th. 10 mm	**BAM2**	1SNA **296 351** R**0000**
Rail	35 x 7,5 x 1	**PR3.Z2**	1SNA **174 300** R**1700**
Rail	35 x 15 x 2,3	**PR4**	1SNA **168 500** R**1200**
Rail	35 x 15 x 1,5	**PR5**	1SNA **168 700** R**2200**

Other end stops, rails and accessories : see section on accessories.

Notes

**D 1,5/6.ADO.1.NF : Terminal block with precut partition.*

***D 2,5/8.ADO.1.NF : Terminal block with precut partition.*

Accessories

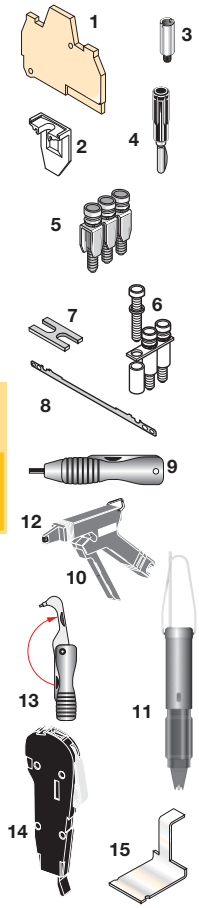

			Type		P/N	Type		P/N
1	End section	beige	FEMAD3	th. 3 mm	1SNA **399 802** R**0500**	FEMAD3	th. 3 mm	1SNA **399 802** R**0500**
2	Circuit separator		SCAD		1SNA **196 896** R**0000**	SCAD		1SNA **196 896** R**0000**
3	Test socket		AL2	DIA. 2 mm	1SNA **163 043** R**2100**	AL2	DIA. 2 mm	1SNA **163 043** R**2100**
			AL3	DIA. 3 mm	1SNA **163 261** R**0000**	AL3	DIA. 3 mm	1SNA **163 261** R**0000**
						AL4-M3	DIA. 4 mm	1SNA **206 721** R**0100**
4	Test plug		FC2	DIA. 2 mm	1SNA **007 865** R**2600**	FC2	DIA. 2 mm	1SNA **007 865** R**2600**
						FC4	DIA. 4 mm	1SNA **167 860** R**0100**
5	Jumper bar	32 A	BJMI 6.2	2 poles	1SNA **176 663** R**0000**	BJMI 8.2	2 poles	1SNA **176 669** R**1600**
	(With IP20 protection)	32 A	BJMI 6.3	3 poles	1SNA **176 664** R**0100**	BJMI 8.3	3 poles	1SNA **176 670** R**1300**
		32 A	BJMI 6.4	4 poles	1SNA **176 665** R**0200**	BJMI 8.4	4 poles	1SNA **176 671** R**0000**
		32 A	BJMI 6.5	5 poles	1SNA **176 666** R**0300**	BJMI 8.5	5 poles	1SNA **176 672** R**0100**
		32 A	BJMI 6.10	10 poles	1SNA **176 667** R**0400**	BJMI 8.10	10 poles	1SNA **176 673** R**0200**
6	Jumper bar not assembled		BJS6	32 A 20 poles	1SNA **174 784** R**2000**	BJS8	41 A 20 poles	1SNA **174 789** R**0500**
	Post + washer + captive screw IP20		EV6I		1SNA **206 394** R**0200**	EV6I		1SNA **206 394** R**0200**
7	Connector plate		EL6		1SNA **173 627** R**2100**	EL6		1SNA **173 627** R**2100**
8	Shield connector		CBM5	th. 0,5 mm	1SNA **178 745** R**1400**			
			CBM8	th. 0,8 mm	1SNA **178 746** R**1500**			
9	Hand tool kit		OUMAD		1SNA **179 466** R**0600**	OUMAD		1SNA **179 466** R**0600**
10	Semi-automatic tool		OUPAD		1SNA **178 944** R**0400**	OUPAD		1SNA **178 944** R**0400**
11	Pneumatic tool kit		OUTAD		1SNA **205 710** R**1100**	OUTAD		1SNA **205 710** R**1100**
12	Replacement head kit		OUTA		1SNA **205 284** R**0300**	OUTA		1SNA **205 284** R**0300**
13	Extraction tool kit		EXAD2		1SNA **205 721** R**0000**	EXAD2		1SNA **205 721** R**0000**
14	Test connector		CEADO.6		1SNA **399 346** R**1200**	CEADO.8		1SNA **399 348** R**2400**
			CEADOE		1SNA **399 341** R**1500**	CEADOE		1SNA **399 341** R**1500**
15	Distribution bar		BJHS		1SNA **206 539** R**0300**	BJHS		1SNA **206 539** R**0300**
R	See section on markers Terminal block's marking		RC65 - RC610 - RTM7			RCAL85 - RC810 - RTM7		

Railway applications Terminal blocks with insulation displacement

ADO - ADO

DIN 3

End stop		th. 10 mm	**BAM2**	1SNA **296 351** R0000
Rail		35 x 7,5 x 1	**PR3.Z2**	1SNA **174 300** R1700
Rail		35 x 15 x 2,3	**PR4**	1SNA **168 500** R1200
Rail		35 x 15 x 1,5	**PR5**	1SNA **168 700** R2200

Other end stops, rails and accessories : see section on accessories.

Notes

D 4/8.ADO.NF

Spacing 8 mm (*.315"*)

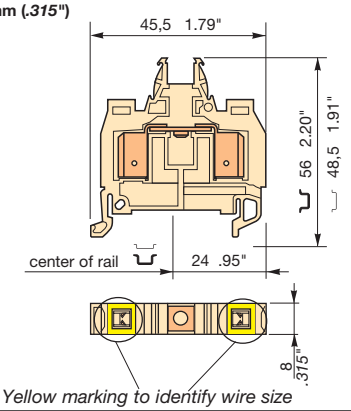

Yellow marking to identify wire size

SNCF CE

Colour	Type	Part numbers
Beige	**D 4/8.ADO.NF**	1SNA **399 748** R2500

Characteristics

Wire size

	NF F 63-808
ADO	4,32 mm²
	1 or 2 wires per ADO jaw

	IEC NFE	IEC DIN	NF F 61-017	UL/CSA
Voltage				
Rated	1000 V			
Pollution degree	3			
Current				
Rated	32 A		16 A	

Body weight	Metallic part weight	Total weight	Protection
4,5 g	4,5 g	9 g	IP 20
0.01 lb	*0.01 lb*	*0.02 lb*	*NEMA 1*

D 2,5/8.ADO.NF1

Spacing 8 mm (*.315"*)

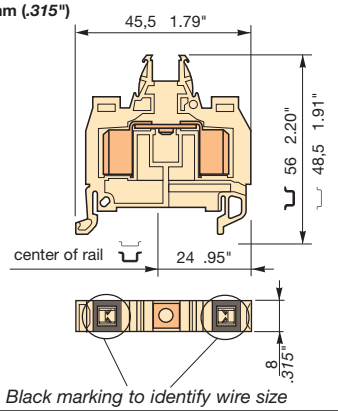

Black marking to identify wire size

SNCF CE

Colour	Type	Part numbers
Beige	**D 2,5/8.ADO.NF1**	1SNA **399 749** R2600

Characteristics

Wire size

	NF F 63-296 NF F 63-826
ADO	1,5 mm²
	1 or 2 wires per ADO jaw

	IEC NFE	IEC DIN	NF F 61-017	UL/CSA
Voltage				
Rated	1000 V			
Pollution degree	3			
Current				
Rated	24 A		16 A	

Body weight	Metallic part weight	Total weight	Protection
4,63 g	4,53 g	9,16 g	IP 20
0.010 lb	*0.009 lb*	*0.020 lb*	*NEMA 1*

Accessories

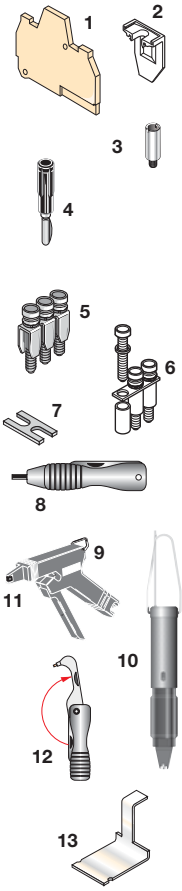

			Type			P/N
1	End section	beige	FEMAD3		th. 3 mm	1SNA **399 802** R0500
2	Circuit separator		SCAD			1SNA **196 896** R0000
3	Test socket		AL2		DIA. 2 mm	1SNA **163 043** R2100
			AL3		DIA. 3 mm	1SNA **163 261** R0000
			AL4-M3		DIA. 4 mm	1SNA **206 721** R0100
4	Test plug		FC2		DIA. 2 mm	1SNA **007 865** R2600
			FC4		DIA. 4 mm	1SNA **167 860** R0100
5	Jumper bar	41 A	BJMI 8.2		2 poles	1SNA **176 669** R1600
	(with IP20 protection)	41 A	BJMI 8.3		3 poles	1SNA **176 670** R1300
		41 A	BJMI 8.4		4 poles	1SNA **176 671** R0000
		41 A	BJMI 8.5		5 poles	1SNA **176 672** R0100
		41 A	BJMI 8.10		10 poles	1SNA **176 673** R0200
6	Jumper bar not assembled		BJS8	41 A	20 poles	1SNA **174 789** R0500
	Post + washer + captive screw IP20		EV6I			1SNA **206 394** R0200
7	Connector plate					
8	Hand tool kit		OUMAD			1SNA **179 466** R0600
9	Semi-automatic tool		OUPAD			1SNA **178 944** R0400
10	Pneumatic tool kit		OUTAD			1SNA **205 710** R1100
11	Replacement head kit		OUTA			1SNA **205 284** R0300
12	Extraction tool kit		EXAD2			1SNA **205 721** R0000
13	Distribution bar		BJHS			1SNA **206 539** R0300
R	See section on markers Terminal block's marking		RCAL85 - RC810 - RTM7			

			Type			P/N
1	End section	beige	FEMAD3		th. 3 mm	1SNA **399 802** R0500
3	Test socket		AL2		DIA. 2 mm	1SNA **163 043** R2100
			AL3		DIA. 3 mm	1SNA **163 261** R0000
			AL4-M3		DIA. 4 mm	1SNA **206 721** R0100
4	Test plug		FC2		DIA. 2 mm	1SNA **007 865** R2600
			FC4		DIA. 4 mm	1SNA **167 860** R0100
5	Jumper bar	41 A	BJMI 8.2		2 poles	1SNA **176 669** R1600
	(with IP20 protection)	41 A	BJMI 8.3		3 poles	1SNA **176 670** R1300
		41 A	BJMI 8.4		4 poles	1SNA **176 671** R0000
		41 A	BJMI 8.5		5 poles	1SNA **176 672** R0100
		41 A	BJMI 8.10		10 poles	1SNA **176 673** R0200
6	Jumper bar not assembled		BJS8	41 A	20 poles	1SNA **174 789** R0500
	Post + washer + captive screw IP20		EV6I			1SNA **206 394** R0200
7	Connector plate		EL6			1SNA **173 627** R2100
8	Hand tool kit		OUMAD			1SNA **179 466** R0600
9	Semi-automatic tool		OUPAD			1SNA **178 944** R0400
10	Pneumatic tool kit		OUTAD			1SNA **205 710** R1100
11	Replacement head kit		OUTA			1SNA **205 284** R0300
12	Extraction tool kit		EXAD2			1SNA **205 721** R0000
13	Distribution bar		BJHS			1SNA **206 539** R0300
R	See section on markers Terminal block's marking		RCAL85 - RC810 - RTM7			

Railway applications Double deck terminal block with insulation displacement

ADO - ADO

DIN 3

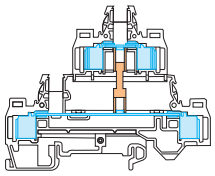

Vertical jumper bar assembly (**ITVE** marker 8)

End stop		th. 9,1 mm	**BAMH**	1SNA **194 836** R0100
Rail		35 x 7,5 x 1	**PR3.Z2**	1SNA **174 300** R1700
Rail		35 x 15 x 2,3	**PR4**	1SNA **168 500** R1200
Rail		35 x 15 x 1,5	**PR5**	1SNA **168 700** R2200

Other end stops, rails and accessories : see section on accessories.

Notes

D 1,5/6.D2.ADO.NF

Spacing 6 mm (.236")

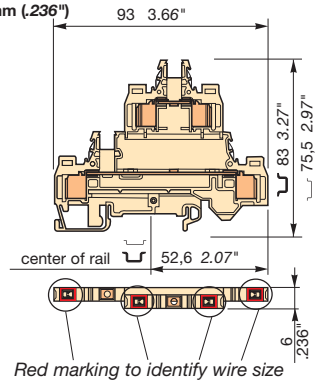

Red marking to identify wire size

SNCF CE

Colour	Type	Part numbers
Beige	**D 1,5/6.D2.ADO.NF**	1SNA **399 742** R1700

Characteristics

Wire size

	NF F 63-808	EN 50306
ADO	0,6 - 1,82 mm²	0,5 - 1,5 mm²

1 or 2 wires (same wire size) per ADO jaw

	IEC	NF F 61-017	UL/CSA
Voltage			
Rated	800 V	500 V	
Pollution degree	3		
Current			
Rated	17,5 A	16 A	

Body weight	Metallic part weight	Total weight	Protection
8,57 g	9,35 g	17,92 g	IP 20
0.019 lb	*0.021 lb*	*0.039 lb*	*NEMA 1*

Characteristics

Wire size

	NF F 63-808	EN 50306
ADO		

	IEC	NF F 61-017	UL/CSA
Voltage			
Rated			
Pollution degree			
Current			
Rated			

Body weight	Metallic part weight	Total weight	Protection

Accessories

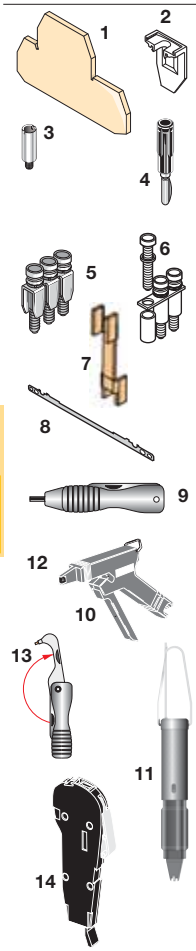

			Type		P/N
1	End section	beige	FED2AD2	th. 5 mm	1SNA **399 803** R0600
2	Circuit separator		SCAD		1SNA **196 896** R0000
3	Test socket		AL2 (1)	DIA. 2 mm	1SNA **163 043** R2100
			AL3 (1)	DIA. 3 mm	1SNA **163 261** R0000
4	Test plug		FC2	DIA. 2 mm	1SNA **007 865** R2600
5	Jumper bar	32 A	BJMI 6.2	2 poles	1SNA **176 663** R0000
	(with IP20 protection)	32 A	BJMI 6.3	3 poles	1SNA **176 664** R0100
		32 A	BJMI 6.4	4 poles	1SNA **176 665** R0200
		32 A	BJMI 6.5	5 poles	1SNA **176 666** R0300
		32 A	BJMI 6.10	10 poles	1SNA **176 667** R0400
6	Jumper bar not assembled		BJS6	32 A 20 poles	1SNA **174 784** R2000
	Post + washer + captive screw IP20		EV6I		1SNA **206 394** R0200
7	Vertical jumper bar		ITVE		1SNA **179 694** R0300
8	Shield connector		CBD2S		1SNA **178 408** R1400
9	Hand tool kit		OUMAD		1SNA **179 466** R0600
10	Semi-automatic tool		OUPAD		1SNA **178 944** R0400
11	Pneumatic tool kit		OUTAD		1SNA **205 710** R1100
12	Replacement head kit		OUTA		1SNA **205 284** R0300
13	Extraction tool kit		EXAD2		1SNA **205 721** R0000
14	Test connector		CEADO.6		1SNA **399 346** R1200
			CEADOE		1SNA **399 341** R1500
R	See section on markers Terminal block's marking		RC65 - RC610 - RTM7		

Railway applications Heavy duty switch terminal blocks

with plug insulation displacement

ADO - ADO

DIN 3

End stop		th. 10 mm	**BAM2**	1SNA **296 351** R0000
Rail		35 x 7,5 x 1	**PR3.Z2**	1SNA **174 300** R1700
Rail		35 x 15 x 2,3	**PR4**	1SNA **168 500** R1200
Rail		35 x 15 x 1,5	**PR5**	1SNA **168 700** R2200

Other end stops, rails and accessories : see section on accessories.

Notes

D 1,5/6.S.ADO.NF

Spacing 6 mm .236"

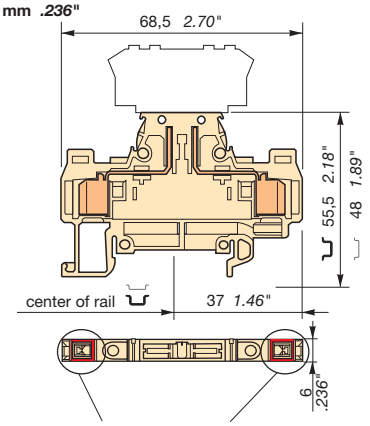

Red marking to identify wire size

SNCF CE

Colour	Type	Part number
Beige	**D 1,5/6.S.ADO.NF**	1SNA **400 083** R2500

Characteristics

Wire size

	NF F 63-808	EN 50306
ADO	0,6 - 1,82 mm²	0,5 - 1,5 mm²

1 or 2 wires (same wire size) per ADO jaw

	IEC	NF F 61-017	UL/CSA
Voltage			
Rated	500 V		
Pollution degree	3		
Current			
Rated	10 A		

Body weight	Metallic part weight	Total weight	Protection
6,48 g	4,76 g	11,25 g	IP 20
0.014 lb	*0.010 lb*	*0.025 lb*	*NEMA 1*

D 2,5/8.S.ADO.NF

Spacing 8 mm .315"

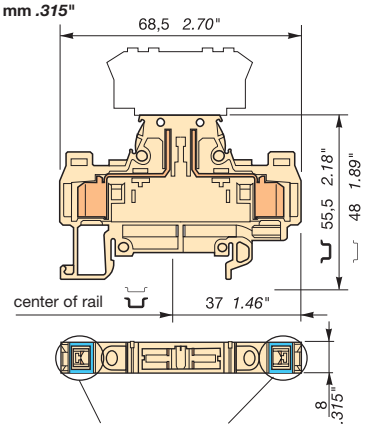

Blue marking to identify wire size

SNCF CE

Colour	Type	Part numbers
Beige	**D 2,5/8.S.ADO.NF**	1SNA **399 752** R1100

Characteristics

Wire size

	NF F 63-808	EN 50306
ADO	0,93 - 2,61 mm²	1 - 2,5 mm²

1 or 2 wires (same wire size) per ADO jaw

	IEC	NF F 61-017	UL/CSA
Voltage			
Rated	500 V		
Pollution degree	3		
Current			
Rated	15 A		

Body weight	Metallic part weight	Total weight	Protection
6,48 g	4,76 g	11,25 g	IP 20
0.014 lb	*0.010 lb*	*0.025 lb*	*NEMA 1*

Accessories

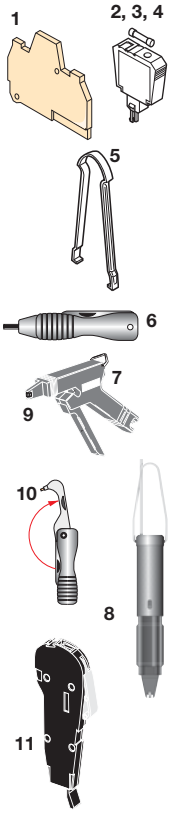

		Type		P/N	Type		P/N
1	End section beige	FEDAD5	th. 2 mm	1SNA **399 804** R0700	FEDAD5	th. 2 mm	1SNA **399 804** R0700
2	Short circuit plug	BNC62	th. 6 mm	1SNA **196 853** R1400	BNCT82	th. 8 mm	1SNA **196 926** R0500
3	Component holder plug	BNSV62	th. 6 mm	1SNA **196 854** R1500	BNSV82	th. 8 mm	1SNA **196 927** R0600
		BNSV62-1	th. 6 mm	1SNA **400 142** R0400			
4	Fuse holder plug for fuses 5x20 or 5x25	BNF652	th. 6 mm	1SNA **116 998** R1500	BNF52	th. 8 mm	1SNA **196 924** R0300
5	Plug extractor	EXBN2		1SNA **171 018** R2000	EXBN2		1SNA **171 018** R2000
6	Hand tool kit	OUMAD		1SNA **179 466** R0600	OUMAD		1SNA **179 466** R0600
7	Semi-automatic tool	OUPAD		1SNA **178 944** R0400	OUPAD		1SNA **178 944** R0400
8	Pneumatic tool kit	OUTAD		1SNA **205 710** R1100	OUTAD		1SNA **205 710** R1100
9	Replacement head kit	OUTA		1SNA **205 284** R0300	OUTA		1SNA **205 284** R0300
10	Extraction tool kit	EXAD2		1SNA **205 721** R0000	EXAD2		1SNA **205 721** R0000
11	Test connector	CEADO.6		1SNA **399 346** R1200	CEADO.8		1SNA **399 348** R2400
		CEADOE		1SNA **399 341** R1500	CEADOE		1SNA **399 341** R1500
R	See section on markers Terminal block's marking	RC65 - RC610			RCAL85 - RC810		

Railway applications Terminal block with insulation displacement Component holder

ADO - ADO

DIN 3

End stop		th. 10 mm	**BAM2**	1SNA **296 351** R0000
Rail		35 x 7,5 x 1	**PR3.Z2**	1SNA **174 300** R1700
Rail		35 x 15 x 2,3	**PR4**	1SNA **168 500** R1200
Rail		35 x 15 x 1,5	**PR5**	1SNA **168 700** R2200

Other end stops, rails and accessories : see section on accessories.

Notes

D 1,5/6.ADO.D2.NF

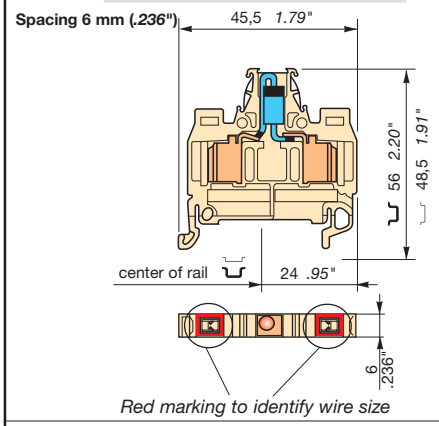

SNCF CE

Colour	Type	Part numbers
Beige	**D 1,5/6.ADO.D2.NF**	1SNA **399 916** R2600

Block equipped with one 1N5408 diode

Characteristics

Wire size

	NF F 63-808	EN 50306
ADO	0,6 - 1,82 mm²	0,5 - 1,5 mm²

1 or 2 wires (same wire size) per ADO jaw

	IEC	NF F 61-017	UL/CSA
Voltage			
Rated	80 V		
Pollution degree	3		
Current			
Rated	1 A		

Body weight	Metallic part weight	Total weight	Protection
4,5 g	2,54 g	7,04 g	IP 20
0.010 lb	*0.006 lb*	*0.015 lb*	*NEMA 1*

D 1,5/6.ADO.D1.NF

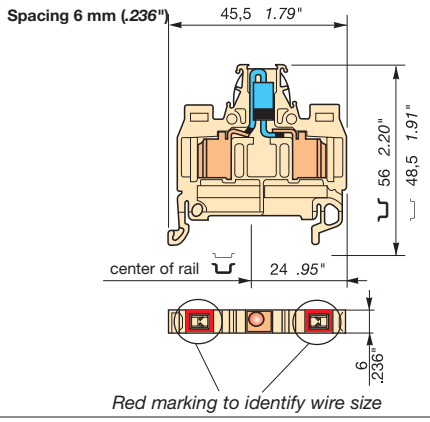

SNCF CE

Colour	Type	Part numbers
Beige	**D 1,5/6.ADO.D1.NF**	1SNA **400 291** R0200

Block equipped with one 1N5408 diode

Characteristics

Wire size

	NF F 63-808	EN 50306
ADO	0,6 - 1,82 mm²	0,5 - 1,5 mm²

1 or 2 wires (same wire size) per ADO jaw

	IEC	NF F 61-017	UL/CSA
Voltage			
Rated	80 V		
Pollution degree	3		
Current			
Rated	1 A		

Body weight	Metallic part weight	Total weight	Protection
4,5 g	2,54 g	7,04 g	IP 20
0.010 lb	*0.006 lb*	*0.015 lb*	*NEMA 1*

Accessories

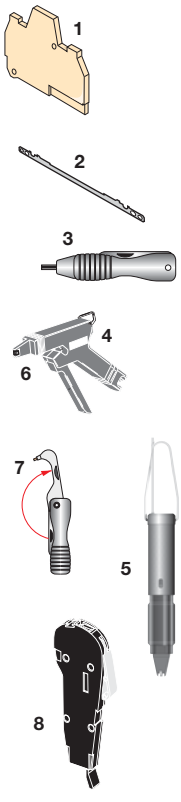

			Type		P/N
1	End section	beige	FEMAD3	th. 3 mm	1SNA **399 802** R0500
2	Shield connector		CBM5	th. 0,5 mm	1SNA **178 745** R1400
			CBM8	th. 0,8 mm	1SNA **178 746** R1500
3	Hand tool kit		OUMAD		1SNA **179 466** R0600
4	Semi-automatic tool		OUPAD		1SNA **178 944** R0400
5	Pneumatic tool kit		OUTAD		1SNA **205 710** R1100
6	Replacement head kit		OUTA		1SNA **205 284** R0300
7	Extraction tool kit		EXAD2		1SNA **205 721** R0000
8	Test connector		CEADO.6		1SNA **399 346** R1200
			CEADOE		1SNA **399 341** R1500
R	See section on markers Terminal block's marking		RC65 - RC610		

			Type		P/N
			FEMAD3	th. 3 mm	1SNA **399 802** R0500
			CBM5	th. 0,5 mm	1SNA **178 745** R1400
			CBM8	th. 0,8 mm	1SNA **178 746** R1500
			OUMAD		1SNA **179 466** R0600
			OUPAD		1SNA **178 944** R0400
			OUTAD		1SNA **205 710** R1100
			OUTA		1SNA **205 284** R0300
			EXAD2		1SNA **205 721** R0000
			CEADO.6		1SNA **399 346** R1200
			CEADOE		1SNA **399 341** R1500
			RC65 - RC610		

Railway applications
Terminal blocks
Insulation displacement
Pluggable

Feed-through 1 ADO - 1 plug
2 ADO - 1 plug

DIN 3



End stop		th. 10 mm	**BAM2**	1SNA **296 351** R0000
Rail		35 x 7,5 x 1	**PR3.Z2**	1SNA **174 300** R1700
Rail		35 x 15 x 2,3	**PR4**	1SNA **168 500** R1200
Rail		35 x 15 x 1,5	**PR5**	1SNA **168 700** R2200

Other end stops, rails and accessories : see section on accessories.

Notes

** : Caution, maximum current of "terminal block and plug" set is limited by the device with the lowest current rating.*

D 1,5/7.ADO-CPE.NF

Spacing 7,62 mm .300"

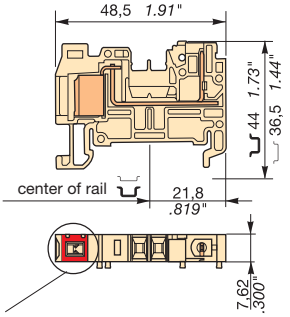

Red marking to identify wire size.

SNCF CE

Colour	Type	Part number
Beige	**D 1,5/7.ADO-CPE.NF**	1SNA **400 153** R0700

Mating female plugs :

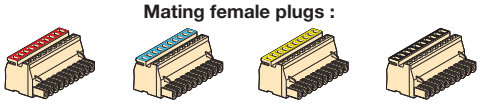

L 266 200 15 **L 267 200 15** **L 276 200 15** **L 277 200 15**

Characteristics

Wire size

	NF F 63-808	EN 50306
ADO	0,6 - 1,82 mm²	0,5 - 1,5 mm²
	1 or 2 wires (same wire size) per ADO jaw	

	IEC	NF F 61-017	UL/CSA
Voltage			
Rated	500 V	500 V	300 V
Pollution degree	3		
Current			
Rated	16 A*	16 A*	15 A*
Wire size			
Rated			

		Total weight	Protection
		8,3 g	IP 20
		0.018 lb	*NEMA 1*

D 1,5/7.2ADO-CPE.NF

Spacing 7,62 mm .300"

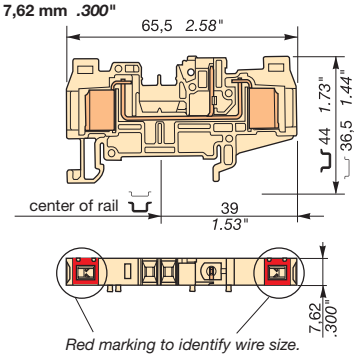

Red marking to identify wire size.

SNCF CE

Colour	Type	Part number
Beige	**D 1,5/7.2ADO-CPE.NF**	1SNA **400 154** R0000

Mating female plugs :

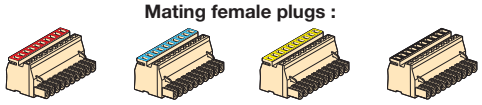

L 266 200 15 **L 267 200 15** **L 276 200 15** **L 277 200 15**

Characteristics

Wire size

	NF F 63-808	EN 50306
ADO	0,6 - 1,82 mm²	0,5 - 1,5 mm²
	1 or 2 wires (same wire size) per ADO jaw	

	IEC	NF F 61-017	UL/CSA
Voltage			
Rated	500 V	500 V	300 V
Pollution degree	3		
Current			
Rated	16 A*	16 A*	15 A*
Wire size			
Rated			

		Total weight	Protection
		11,6 g	IP 20
		0.025 lb	*NEMA 1*

Accessories

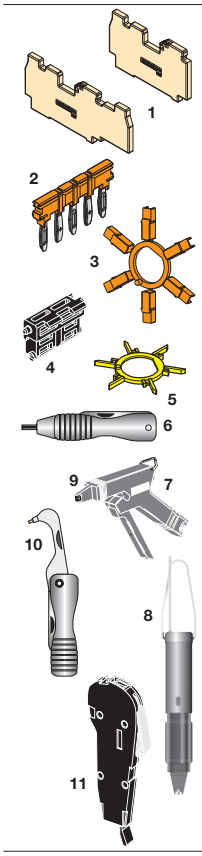

			Type		Part numbers
1	End section	beige(1)	FECPE.ADO	th. 2,9 mm	1SNA **400 019** R0400
		grey(1)	FECPE.ADO	th. 2,9 mm	1SNA **291 832** R1600
2	Jumper bar		BJE 762.2	2 poles(1)	1SNA **290 451** R0300
			BJE 762.5	5 poles(1)	1SNA **290 452** R0400
			BJE 762.10	10 poles(1)	1SNA **290 453** R0500
3	6 isolation kit for jumper bar		EIP		1SNA **290 454** R0600
4	Locking lever		VRADO.CPE7 (2)		1SNA **400 063** R0000
5	6 coding peg kit		COCE		1SNA **199 321** R2100
6	Hand tool kit		OUMAD		1SNA **179 466** R0600
7	Semi-automatic tool		OUPAD		1SNA **178 944** R0400
8	Pneumatic tool kit		OUTAD		1SNA **205 710** R1100
9	Replacement head kit		OUTA		1SNA **205 284** R0300
10	Extraction tool kit		EXAD2		1SNA **205 721** R0000
11	Test connector		CEADO7		1SNA **399 347** R1300
R	See section on markers	marking method	Strip marker	RB-12W7	1SNA **290 455** R0700

			Type		Part numbers
1	End section	beige(1)	FECPE.2ADO	th. 2,9 mm	1SNA **400 018** R0300
		grey(1)	FECPE.2ADO	th. 2,9 mm	1SNA **291 833** R1700
2	Jumper bar		BJE 762.2	2 poles(1)	1SNA **290 451** R0300
			BJE 762.5	5 poles(1)	1SNA **290 452** R0400
			BJE 762.10	10 poles(1)	1SNA **290 453** R0500
3	6 isolation kit for jumper bar		EIP		1SNA **290 454** R0600
4	Locking lever		VRADO.CPE7 (2)		1SNA **400 063** R0000
5	6 coding peg kit		COCE		1SNA **199 321** R2100
6	Hand tool kit		OUMAD		1SNA **179 466** R0600
7	Semi-automatic tool		OUPAD		1SNA **178 944** R0400
8	Pneumatic tool kit		OUTAD		1SNA **205 710** R1100
9	Replacement head kit		OUTA		1SNA **205 284** R0300
10	Extraction tool kit		EXAD2		1SNA **205 721** R0000
11	Test connector		CEADO7		1SNA **399 347** R1300
R	See section on markers	marking method	Strip marker	RB-12W7	1SNA **290 455** R0700

(1) Other colours, other pole numbers : on request.
(2) - 1 VRADO.CPE7 2 pole locking lever can safely lock a mating female plug from 2 to 6 poles.
- Up to 3 VRADO.CPE7 can be mounted together for single manipulation.

Railway applications
Terminal blocks
Insulation displacement
Pluggable

Feed-through 1 ADO - 1 pluggable
2 ADO - 1 pluggable

DIN 3



End stop		th. 10 mm	**BAM2**	1SNA **296 351** R0000
Rail		35 x 7,5 x 1	**PR3.Z2**	1SNA **174 300** R1700
Rail		35 x 15 x 2,3	**PR4**	1SNA **168 500** R1200
Rail		35 x 15 x 1,5	**PR5**	1SNA **168 700** R2200

Other end stops, rails and accessories : see section on accessories.

Notes

** : Caution, maximum current of "terminal block and plug" set is limited by the device with the lowest current rating.*

D 2,5/7.ADO-CPE.NF

Spacing 7,62 mm .300"

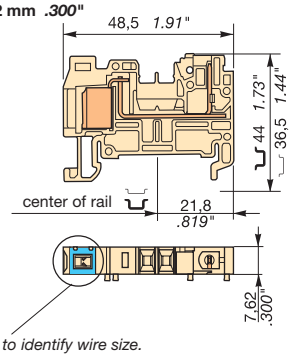

Blue marking to identify wire size.

SNCF CE

Colour	Type	Part number
Beige □	**D 2,5/7.ADO-CPE.NF**	1SNA **400 061** R0600

Mating female plugs :



L 266 200 15 **L 267 200 15** **L 276 200 15** **L 277 200 15**

Characteristics

Wire size

	NF F 63-808	EN 50306
ADO	0,93 - 2,61 mm²	1 - 2,5 mm²
	1 or 2 wires (same wire size) per ADO jaw	

	IEC	NF F 61-017	UL/CSA
Voltage			
Rated	500 V	500 V	300 V
Pollution degree	3		
Current			
Rated	24 A*	16 A*	15 A*
Wire size			
Rated			

		Total weight	Protection
		8,3 g	IP 20
		0.018 lb	*NEMA 1*

D 2,5/7.2ADO-CPE.NF

Spacing 7,62 mm .300"

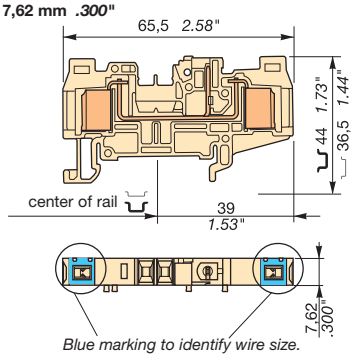

Blue marking to identify wire size.

SNCF CE

Colour	Type	Part number
Beige □	**D 2,5/7.2ADO-CPE.NF**	1SNA **400 062** R0700

Mating female plugs :

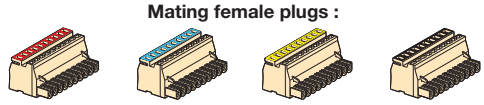

L 266 200 15 **L 267 200 15** **L 276 200 15** **L 277 200 15**

Characteristics

Wire size

	NF F 63-808	EN 50306
ADO	0,93 - 2,61 mm²	1 - 2,5 mm²
	1 or 2 wires (same wire size) per ADO jaw	

	IEC	NF F 61-017	UL/CSA
Voltage			
Rated	500 V	500 V	300 V
Pollution degree	3		
Current			
Rated	24 A*	16 A*	15 A*
Wire size			
Rated			

		Total weight	Protection
		11,6 g	IP 20
		0.025 lb	*NEMA 1*

Accessories

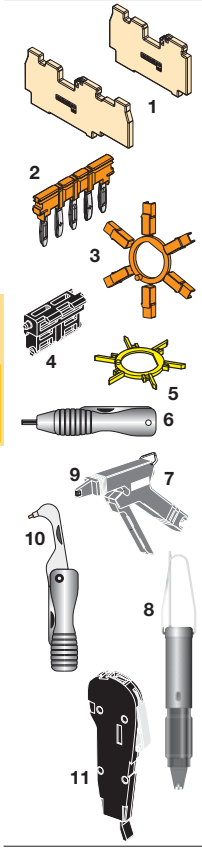

			Type		Part numbers
1	End section	beige(1)	FECPE.ADO	th. 2,9 mm	1SNA **400 019** R0400
		grey(1)	FECPE.ADO	th. 2,9 mm	1SNA **291 832** R1600
2	Jumper bar		BJE 762.2	2 poles(1)	1SNA **290 451** R0300
			BJE 762.5	5 poles(1)	1SNA **290 452** R0400
			BJE 762.10	10 poles(1)	1SNA **290 453** R0500
3	6 isolation kit for jumper bar		EIP		1SNA **290 454** R0600
4	Locking lever		VRADO.CPE7 (2)		1SNA **400 063** R0000
5	6 coding peg kit		COCE		1SNA **199 321** R2100
6	Hand tool kit		OUMAD		1SNA **179 466** R0600
7	Semi-automatic tool		OUPAD		1SNA **178 944** R0400
8	Pneumatic tool kit		OUTAD		1SNA **205 710** R1100
9	Replacement head kit		OUTA		1SNA **205 284** R0300
10	Extraction tool kit		EXAD2		1SNA **205 721** R0000
11	Test connector		CEADO7		1SNA **399 347** R1300
R	See section on markers	marking method	Strip marker	RB-12W7	1SNA **290 455** R0700

			Type		Part numbers
1	End section	beige(1)	FECPE.2ADO	th. 2,9 mm	1SNA **400 018** R0300
		grey(1)	FECPE.2ADO	th. 2,9 mm	1SNA **291 833** R1700
2	Jumper bar		BJE 762.2	2 poles(1)	1SNA **290 451** R0300
			BJE 762.5	5 poles(1)	1SNA **290 452** R0400
			BJE 762.10	10 poles(1)	1SNA **290 453** R0500
3	6 isolation kit for jumper bar		EIP		1SNA **290 454** R0600
4	Locking lever		VRADO.CPE7 (2)		1SNA **400 063** R0000
5	6 coding peg kit		COCE		1SNA **199 321** R2100
6	Hand tool kit		OUMAD		1SNA **179 466** R0600
7	Semi-automatic tool		OUPAD		1SNA **178 944** R0400
8	Pneumatic tool kit		OUTAD		1SNA **205 710** R1100
9	Replacement head kit		OUTA		1SNA **205 284** R0300
10	Extraction tool kit		EXAD2		1SNA **205 721** R0000
11	Test connector		CEADO7		1SNA **399 347** R1300
R	See section on markers	marking method	Strip marker	RB-12W7	1SNA **290 455** R0700

(1) Other colours, other pole numbers : on request.
(2) - 1 VRADO.CPE7 2 pole locking lever can safely lock a mating female plug from 2 to 6 poles.
- Up to 3 VRADO.CPE7 can be mounted together for single manipulation.

Railway applications
Terminal blocks
Insulation displacement
Pluggable

Feed-through 1 ADO - 1 pluggable
2 ADO - 1 pluggable

DIN 3



End stop	DIN	th. 10 mm	**BAM2**	1SNA **296 351** R0000
Rail	C	35 x 7,5 x 1	**PR3.Z2**	1SNA **174 300** R1700
Rail	DIN	35 x 15 x 2,3	**PR4**	1SNA **168 500** R1200
Rail	DIN	35 x 15 x 1,5	**PR5**	1SNA **168 700** R2200

Other end stops, rails and accessories : see section on accessories.

Notes

** : Caution, maximum current of "terminal block and plug" set is limited by the device with the lowest current rating.*

D 2,5/7.ADO-CPE.NF1

Spacing 7,62 mm .300"

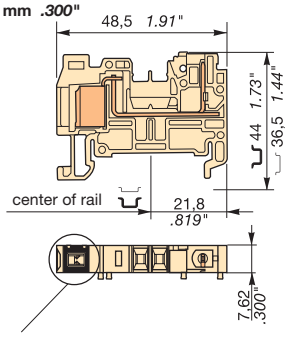

Black marking to identify wire size.

SNCF CE

Colour	Type	Part number
Beige □	**D 2,5/7.ADO-CPE.NF.1**	1SNA **400 156** R0200

Mating female plugs :

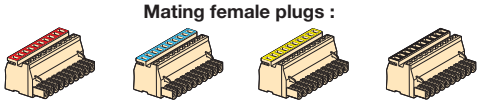

L 266 200 15 | L 267 200 15 | L 276 200 15 | L 277 200 15

Characteristics

Wire size

	NF F 63-296 NF F 63-826
ADO	1,5 mm²
	1 or 2 wires per ADO jaw

	IEC NFE DIN	NF F 61-017	UL/CSA
Voltage			
Rated	500 V	500 V	
Pollution degree	3		
Current			
Rated	24 A*	16 A*	
Wire size			
Rated			

		Total weight	Protection
		8,3 g	IP 20
		0.018 lb	*NEMA 1*

D 2,5/7.2ADO-CPE.NF1

Spacing 7,62 mm .300"

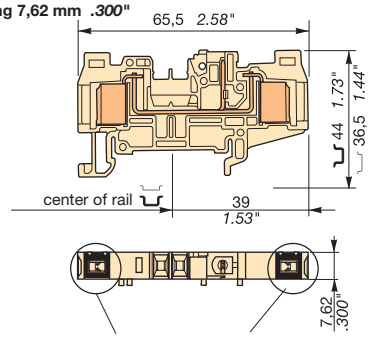

Black marking to identify wire size.

SNCF CE

Colour	Type	Part number
Beige □	**D 2,5/7.2ADO-CPE.NF1**	1SNA **400 157** R0300

Mating female plugs :

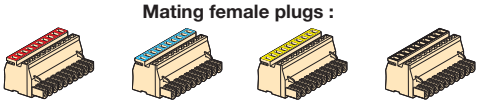

L 266 200 15 | L 267 200 15 | L 276 200 15 | L 277 200 15

Characteristics

Wire size

	NF F 63-296 NF F 63-826
ADO	1,5 mm²
	1 or 2 wires per ADO jaw

	IEC NFE DIN	NF F 61-017	UL/CSA
Voltage			
Rated	500 V	500 V	
Pollution degree	3		
Current			
Rated	24 A*	16 A*	
Wire size			
Rated			

		Total weight	Protection
		11,6 g	IP 20
		0.025 lb	*NEMA 1*

Accessories

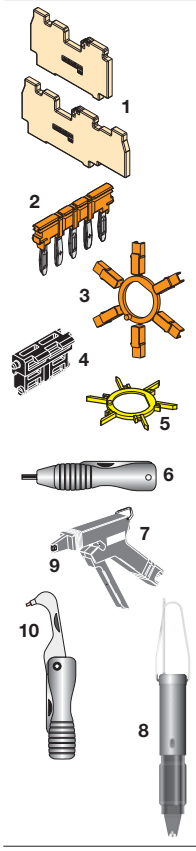

			Type		Part numbers
1	End section	beige(1)	FECPE.ADO	th. 2,9 mm	1SNA **400 019** R0400
		grey(1)	FECPE.ADO	th. 2,9 mm	1SNA **291 832** R1600
2	Jumper bar		BJE 762.2	2 poles(1)	1SNA **290 451** R0300
			BJE 762.5	5 poles(1)	1SNA **290 452** R0400
			BJE 762.10	10 poles(1)	1SNA **290 453** R0500
3	6 isolation kit for jumper bar		EIP		1SNA **290 454** R0600
4	Locking lever		VRADO.CPE7 (2)		1SNA **400 063** R0000
5	6 coding peg kit		COCE		1SNA **199 321** R2100
6	Hand tool kit		OUMAD		1SNA **179 466** R0600
7	Semi-automatic tool		OUPAD		1SNA **178 944** R0400
8	Pneumatic tool kit		OUTAD		1SNA **205 710** R1100
9	Replacement head kit		OUTA		1SNA **205 284** R0300
10	Extraction tool kit		EXAD2		1SNA **205 721** R0000
R	See section on markers	marking method	Strip marker	RB-12W7	1SNA **290 455** R0700

			Type		Part numbers
1	End section	beige(1)	FECPE.2ADO	th. 2,9 mm	1SNA **400 018** R0300
		grey(1)	FECPE.2ADO	th. 2,9 mm	1SNA **291 833** R1700
2	Jumper bar		BJE 762.2	2 poles(1)	1SNA **290 451** R0300
			BJE 762.5	5 poles(1)	1SNA **290 452** R0400
			BJE 762.10	10 poles(1)	1SNA **290 453** R0500
3	6 isolation kit for jumper bar		EIP		1SNA **290 454** R0600
4	Locking lever		VRADO.CPE7 (2)		1SNA **400 063** R0000
5	6 coding peg kit		COCE		1SNA **199 321** R2100
6	Hand tool kit		OUMAD		1SNA **179 466** R0600
7	Semi-automatic tool		OUPAD		1SNA **178 944** R0400
8	Pneumatic tool kit		OUTAD		1SNA **205 710** R1100
9	Replacement head kit		OUTA		1SNA **205 284** R0300
10	Extraction tool kit		EXAD2		1SNA **205 721** R0000
R	See section on markers	marking method	Strip marker	RB-12W7	1SNA **290 455** R0700

(1) Other colours, other pole numbers : on request.
(2) - 1 VRADO.CPE7 2 pole locking lever can safely lock a mating female plug from 2 to 6 poles.
- Up to 3 VRADO.CPE7 can be mounted together for single manipulation.

Railway applications
Terminal blocks
Insulation displacement
Pluggable

Feed-through 1 ADO - 1 pluggable
2 ADO - 1 pluggable

DIN 3





End stop		th. 10 mm	**BAM2**	1SNA **296 351** R**0**000
Rail		35 x 7,5 x 1	**PR3.Z2**	1SNA **174 300** R**17**00
Rail		35 x 15 x 2,3	**PR4**	1SNA **168 500** R**12**00
Rail		35 x 15 x 1,5	**PR5**	1SNA **168 700** R**22**00

Other end stops, rails and accessories : see section on accessories.

Notes

** : Caution, maximum current of "terminal block and plug" set is limited by the device with the lowest current rating.*

D 4/7.ADO-CPE.NF

Spacing 7,62 mm .300"

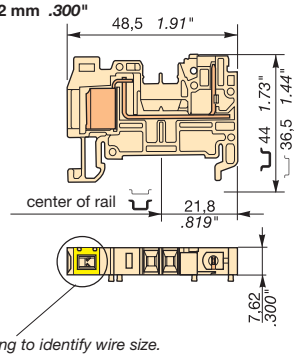

Yellow marking to identify wire size.

SNCF CE

Colour	Type	Part number
Beige	**D 4/7.ADO-CPE.NF**	1SNA **400 240** R**22**00

Mating female plugs :



L 266 200 15 **L 267 200 15** **L 276 200 15** **L 277 200 15**

Characteristics

Wire size

		NF F 63-808
ADO		4,32 mm²
		1 or 2 wires per ADO jaw

	IEC NFE DIN	NF F 61-017	UL/CSA
Voltage			
Rated	500 V	500 V	300 V
Pollution degree	3		
Current			
Rated	24 A*	16 A*	18 A*
Wire size			
Rated			

		Total weight	Protection
		8,3 g	IP 20
		0.018 lb	*NEMA 1*

D 4/7.2ADO-CPE.NF

Spacing 7,62 mm .300"

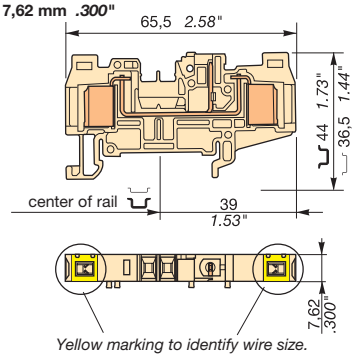

Yellow marking to identify wire size.

SNCF CE

Colour	Type	Part number
Beige	**D 4/7.2ADO-CPE.NF**	1SNA **400 241** R**17**00

Mating female plugs :

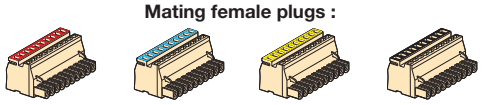

L 266 200 15 **L 267 200 15** **L 276 200 15** **L 277 200 15**

Characteristics

Wire size

		NF F 63-808
ADO		4,32 mm²
		1 or 2 wires per ADO jaw

	IEC NFE DIN	NF F 61-017	UL/CSA
Voltage			
Rated	500 V	500 V	300 V
Pollution degree	3		
Current			
Rated	24 A*	16 A*	18 A*
Wire size			
Rated			

		Total weight	Protection
		11,6 g	IP 20
		0.025 lb	*NEMA 1*

Accessories

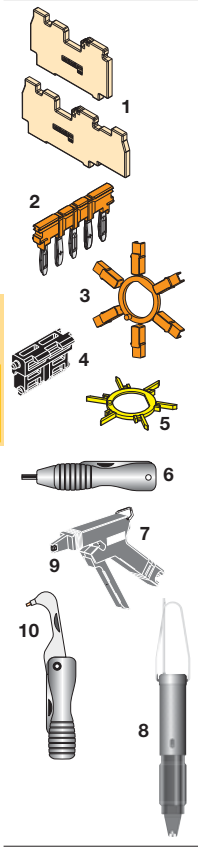

			Type		Part numbers
1	End section	beige(1)	FECPE.ADO	th. 2,9 mm	1SNA **400 019** R**04**00
		grey(1)	FECPE.ADO	th. 2,9 mm	1SNA **291 832** R**16**00
2	Jumper bar		BJE 762.2	2 poles(1)	1SNA **290 451** R**03**00
			BJE 762.5	5 poles(1)	1SNA **290 452** R**04**00
			BJE 762.10	10 poles(1)	1SNA **290 453** R**05**00
3	6 isolation kit for jumper bar		EIP		1SNA **290 454** R**06**00
4	Locking lever		VRADO.CPE7 (2)		1SNA **400 063** R**00**00
5	6 coding peg kit		COCE		1SNA **199 321** R**21**00
6	Hand tool kit		OUMAD		1SNA **179 466** R**06**00
7	Semi-automatic tool		OUPAD		1SNA **178 944** R**04**00
8	Pneumatic tool kit		OUTAD		1SNA **205 710** R**11**00
9	Replacement head kit		OUTA		1SNA **205 284** R**03**00
10	Extraction tool kit		EXAD2		1SNA **205 721** R**00**00
R	See section on markers	marking method	Strip marker	RB-12W7	1SNA **290 455** R**07**00

			Type		Part numbers
1	End section	beige(1)	FECPE.2ADO	th. 2,9 mm	1SNA **400 018** R**03**00
		grey(1)	FECPE.2ADO	th. 2,9 mm	1SNA **291 833** R**17**00
2	Jumper bar		BJE 762.2	2 poles(1)	1SNA **290 451** R**03**00
			BJE 762.5	5 poles(1)	1SNA **290 452** R**04**00
			BJE 762.10	10 poles(1)	1SNA **290 453** R**05**00
3	6 isolation kit for jumper bar		EIP		1SNA **290 454** R**06**00
4	Locking lever		VRADO.CPE7 (2)		1SNA **400 063** R**00**00
5	6 coding peg kit		COCE		1SNA **199 321** R**21**00
6	Hand tool kit		OUMAD		1SNA **179 466** R**06**00
7	Semi-automatic tool		OUPAD		1SNA **178 944** R**04**00
8	Pneumatic tool kit		OUTAD		1SNA **205 710** R**11**00
9	Replacement head kit		OUTA		1SNA **205 284** R**03**00
10	Extraction tool kit		EXAD2		1SNA **205 721** R**00**00
R	See section on markers	marking method	Strip marker	RB-12W7	1SNA **290 455** R**07**00

(1) Other colours, other pole numbers : on request.
(2) - 1 VRADO.CPE7 2 pole locking lever can safely lock a mating female plug from 2 to 6 poles.
- Up to 3 VRADO.CPE7 can be mounted together for single manipulation.

Railway applications
Terminal blocks
Insulation displacement
Pluggable

Feed-through 2 ADO - 1 pluggable

DIN 3



D 2,5/7.2ADO.H-CPE.NF

Spacing 7,62 mm .300"

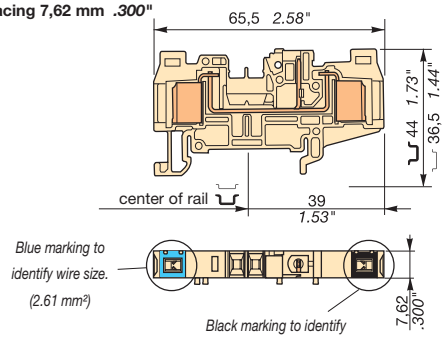

SNCF CE

Colour	Type	Part number
Beige	D 2,5/7.2ADO.H-CPE.NF	1SNA 400 267 R1100

Mating female plugs :

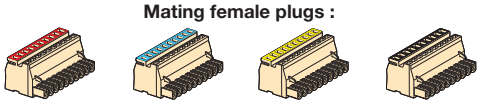

L 266 200 15 | L 267 200 15 | L 276 200 15 | L 277 200 15

Characteristics

Wire size

	NF F 63-808	EN 50306	NF F 63-296 NF F 63-826
ADO	0,93 - 2,61 mm²	1 - 2,5 mm²	1,5 mm²
1 or 2 wires (same wire size) per ADO jaw			

	IEC	NF F 61-017	UL/CSA
Voltage			
Rated	500 V	500 V	
Pollution degree	3		
Current			
Rated	16 A*	16 A*	

		Total weight	Protection
		11,6 g	IP 20
		0.025 lb	*NEMA 1*

End stop	th. 10 mm	BAM2	1SNA 296 351 R0000
Rail	35 x 7,5 x 1	PR3.Z2	1SNA 174 300 R1700
Rail	35 x 15 x 2,3	PR4	1SNA 168 500 R1200
Rail	35 x 15 x 1,5	PR5	1SNA 168 700 R2200

Other end stops, rails and accessories : see section on accessories.

Notes

** : Caution, maximum current of "terminal block and plug" set is limited by the device with the lowest current rating.*

Accessories

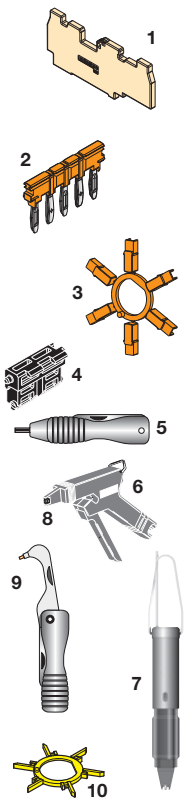

		Type		Part numbers
1	End section beige(1)	FECPE.2ADO	th. 2,9 mm	1SNA 400 018 R0300
	grey(1)	FECPE.2ADO	th. 2,9 mm	1SNA 291 833 R1700
2	Jumper bar	BJE 762.2	2 poles(1)	1SNA 290 451 R0300
		BJE 762.5	5 poles(1)	1SNA 290 452 R0400
		BJE 762.10	10 poles(1)	1SNA 290 453 R0500
3	6 isolation plug kit for jumper bar	EIP		1SNA 290 454 R0600
4	Locking lever	VRADO.CPE7		1SNA 400 063 R0000
5	Hand tool kit	OUMAD		1SNA 179 466 R0600
6	Semi-automatic tool	OUPAD		1SNA 178 944 R0400
7	Pneumatic tool kit	OUTAD		1SNA 205 710 R1100
8	Replacement head kit	OUTA		1SNA 205 284 R0300
9	Extraction tool kit	EXAD2		1SNA 205 721 R0000
10	6 coding peg kit	COCE		1SNA 199 321 R2100
R	See section on markers marking method	Strip marker	RB-12W7	1SNA 290 455 R0700

(1) Other colours, other pole numbers : on request

Railway applications
Terminal blocks
Insulation displacement
Pluggable

Feed-through 1 plug - 1 plug

DIN 3



End stop		th. 10 mm	**BAM2**	1SNA **296 351** R0000
Rail		35 x 7,5 x 1	**PR3.Z2**	1SNA **174 300** R1700
Rail		35 x 15 x 2,3	**PR4**	1SNA **168 500** R1200
Rail		35 x 15 x 1,5	**PR5**	1SNA **168 700** R2200

Other end stops, rails and accessories : see section on accessories.

Notes

** : Caution, maximum current of "terminal block and plug" set is limited by the device with the lowest current rating.*

D 2,5/7.2CPE

Spacing 7,62 mm .300"

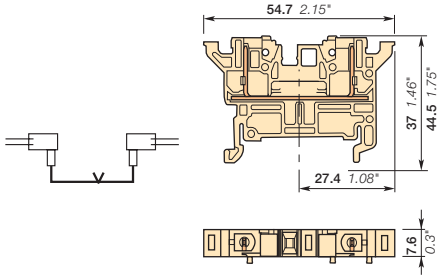

1 circuit.

Colour	Type	Part number
Beige	**D 2,5/7.2CPE**	1SNA **400 703** R1700

Mating female plugs :



L 266 200 15 **L 267 200 15** **L 276 200 15** **L 277 200 15**

Characteristics

Wire size

	IEC	NF F 61-017	UL/CSA
Voltage			
Rated	500 V	500 V	
Pollution degree	3		
Current			
Rated	16 A*	16 A*	
Wire size			
Rated			

		Total weight	Protection
		7 g	IP 20
		0.015 lb	*NEMA 1*

D 2,5/7.CPE.CPE

Spacing 7,62 mm .300"

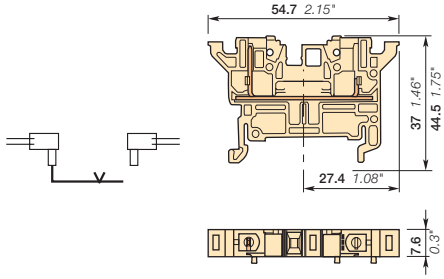

2 circuits.

Colour	Type	Part number
Beige	**D 2,5/7.CPE.CPE**	1SNA **400 704** R1000

Mating female plugs :



L 266 200 15 **L 267 200 15** **L 276 200 15** **L 277 200 15**

Characteristics

Wire size

	IEC NFE DIN	NF F 61-017	UL/CSA
Voltage			
Rated	500 V	500 V	
Pollution degree	3		
Current			
Rated	16 A*	16 A*	
Wire size			
Rated			

		Total weight	Protection
		7 g	IP 20
		0.015 lb	*NEMA 1*

Accessories

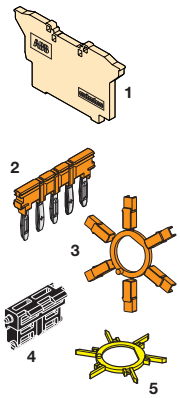

			Type		Part numbers
1	End section	beige	FECPE	th. 2,9 mm	1SNA **400 708** R2400
2	Jumper bar		BJE 762.2	2 poles	1SNA **290 451** R0300
			BJE 762.5	5 poles	1SNA **290 452** R0400
			BJE 762.10	10 poles	1SNA **290 453** R0500
3	6 isolation kit for jumper bar		EIP		1SNA **290 454** R0600
4	Locking lever		VRADO.CPE7 (1)		1SNA **400 063** R0000
5	6 coding peg kit		COCE		1SNA **199 321** R2100
R	See section on markers	marking method	Strip marker	RB-12W7	1SNA **290 455** R0700

(1) - 1 VRADO.CPE7 2 pole locking lever can safely lock a mating female plug from 2 to 6 poles.
- Up to 3 VRADO.CPE7 can be mounted together for single manipulation.

Railway applications
Female plugs
Insulation displacement

L 266 200 15
Female plugs

Spacing 7.62 mm .300"

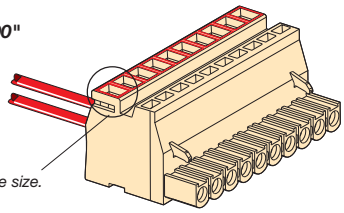

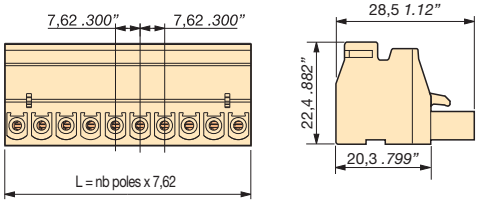

L 266 200 25
Female plugs with brackets

Spacing 7.62 mm .300"

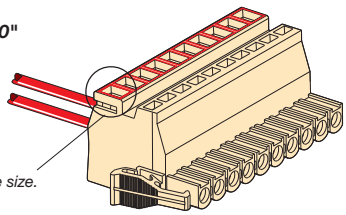

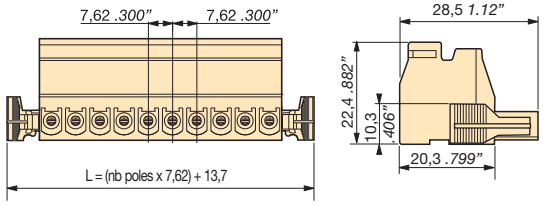

Part number

Spacing 7.62 mm Beige color

N. Poles

2	1SSS **266 202** R8800	15.24
3	1SSS **266 203** R8800	22.86
4	1SSS **266 204** R8800	30.48
5	1SSS **266 205** R8800	38.10
6	1SSS **266 206** R8800	45.72
8	1SSS **266 208** R8800	60.96
10	1SSS **266 210** R8800	76.20

Part number

Spacing 7.62 mm Beige color

N. Poles **2 to 24 poles**

Consult us

* : *Caution, maximum current of the device set is limited by the device with the lowest current rating.*

Characteristics

Wire size

	NF F 63-808	EN 50306
ADO	0,6 - 1,82 mm²	0,5 - 1,5 mm²
1 or 2 wires (same wire size) per ADO jaw		

Rated voltage

		IEC	NF F 61-017	UL/CSA
V	~	500	500	300
	=	500	500	300

Rated current

A	17,5*	16*	15*

Rated wire size

1,82 mm²	1,82 mm²	16 AWG

Other characteristics

Weight per point, standard			
Body weight	Metal part weight	Total weight	Protection
1,6 g *0.003 lb*	1,6 g *0.003 lb*	3,2 g *0.006 lb*	IP 20 *NEMA 1*

Max. working temperature :	100 °C
Insulation resistance :	≥ 100 MΩ
Pollution degree :	3

Compatible products :

Insulaton displacement pluggable terminal blocks

Insulation displacement male plugs

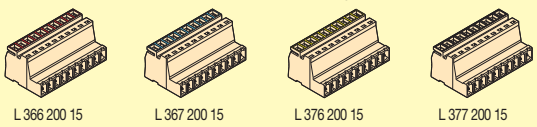

Compatible products :

Insulation displacement male plugs with brackets

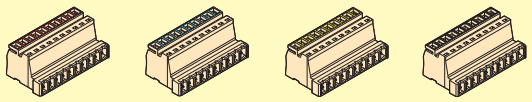

Insulation displacement male plugs with flanges and inserts

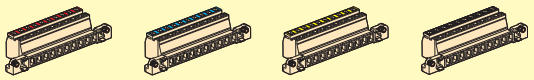

Accessories

			Type		Part number
1	Coding accessory		COCF		1SNA **199 320** R0400
2	Cable clamp plug	beige, 3 to 7 poles	PT1	7,62 mm	1SSS **299 253** R2800
3	Cable clamp plug	beige, 8 to 16 poles	PT2	7,62 mm	1SSS **299 254** R2800
4	Manual tool		OUMAD		1SNA **179 466** R0600
5	Semi-automatic tool		OUPAD		1SNA **178 944** R0400
6	Pneumatic tool		OUTAD		1SNA **205 710** R1100
7	DIN 3 foot	grey			1SSA **299 190** R0000
8	DIN 2 foot	grey			1SSA **299 191** R0000
9	Strip marking		RB-12 W7		1SNA **290 455** R0700

Type		Part number
COCF		1SNA **199 320** R0400
PT1	7,62 mm	1SSS **299 253** R2800
PT2	7,62 mm	1SSS **299 254** R2800
OUMAD		1SNA **179 466** R0600
OUPAD		1SNA **178 944** R0400
OUTAD		1SNA **205 710** R1100
		1SSA **299 190** R0000
		1SSA **299 191** R0000
RB-12 W7		1SNA **290 455** R0700

Railway applications
Female plugs
Insulation displacement displacement

L 267 200 15
Female plugs

Spacing 7.62 mm .300"

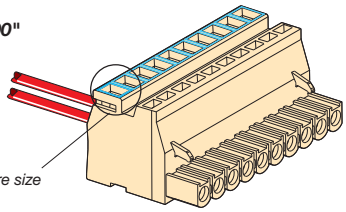

Blue marking to identify wire size range 0,93-2,61 mm²

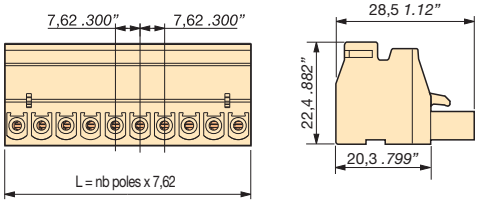

L 267 200 25
Female plugs with brackets

Spacing 7.62 mm .300"

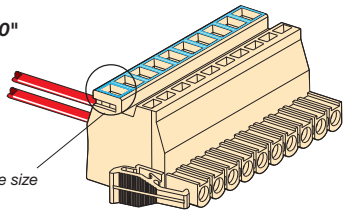

Blue marking to identify wire size range 0,93-2,61 mm²

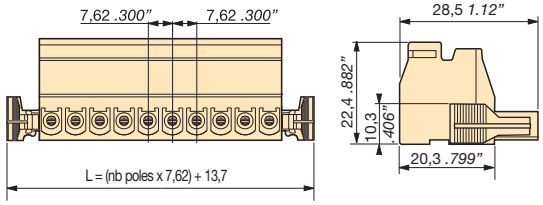

Part number

Spacing 7.62 mm Beige color

N. Poles		
2	1SSS **267 202** R8800	15.24
3	1SSS **267 203** R8800	22.86
4	1SSS **267 204** R8800	30.48
5	1SSS **267 205** R8800	38,10
6	1SSS **267 206** R8800	45.72
8	1SSS **267 208** R8800	60.96
10	1SSS **267 210** R8800	76.20

Part number

Spacing 7.62 mm Beige color

N. Poles **2 to 24 poles**

Consult us

* : *Caution, maximum current of the device set is limited by the device with the lowest current rating.*

Characteristics

Wire size

	NF F 63-808	EN 50306
ADO	0,93 - 2,61 mm²	1 - 2,5 mm²
1 or 2 wires (same wire size) per ADO jaw		

Rated voltage

	IEC	NF F 61-017	UL/CSA
V ~	500	500	300
V =	500	500	300

Rated current

A	24*	16*	15*

Rated wire size (NF F 63-808)

	2,61 mm²	2,61 mm²	14 AWG

Other characteristics

Weight per point, standard				
	Body weight	Metal part weight	Total weight	Protection
	1,6 g *0.003 lb*	1,6 g *0.003 lb*	3,2 g *0.006 lb*	IP 20 *NEMA 1*

Max. working temperature :	100 °C
Insulation resistance :	≥ 100 MΩ
Pollution degree :	3

Compatible products :

Insulaton displacement pluggable terminal blocks

D 2,5/7.ADO-CPE.NF | D 2,5/7.2ADO-CPE.NF | D 2,5/7.ADO-CPE.1.NF | D 2,5/7.2ADO-CPE.1.NF

D 4/7.ADO-CPE.NF | D 4/7.2ADO-CPE.NF | D 1,5/7.ADO-CPE.NF | D 1,5/7.2ADO-CPE.NF

Insulation displacement male plugs

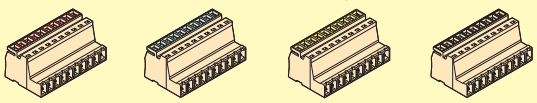

L 366 200 15 | L 367 200 15 | L 376 200 15 | L 377 200 15

Compatible products :

Insulation displacement male plugs with brackets

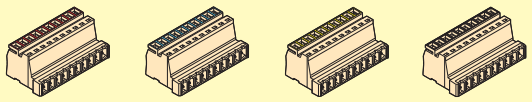

L 366 200 25 | L 367 200 25 | L 376 200 25 | L 377 200 25

Insulation displacement male plugs with flanges and inserts

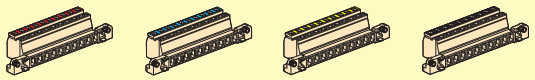

L 366 200 45 | L 367 200 45 | L 376 200 45 | L 377 200 45

Accessories

			Type		Part number
1	Coding accessory		COCF		1SNA **199 320** R0400
2	Cable clamp plug	beige, 3 to 7 poles	PT1	7,62 mm	1SSS **299 253** R2800
3	Cable clamp plug	beige, 8 to 16 poles	PT2	7,62 mm	1SSS **299 254** R2800
4	Manual tool		OUMAD		1SNA **179 466** R0600
5	Semi-automatic tool		OUPAD		1SNA **178 944** R0400
6	Pneumatic tool		OUTAD		1SNA **205 710** R1100
7	DIN 3 foot (1)	grey			1SSA **299 190** R0000
8	DIN 2 foot (1)	grey			1SSA **299 191** R0000
9	Strip marking		RB-12 W7		1SNA **290 455** R0700

(1) Accessories for mounting of male and female plugs on DIN 3 or DIN 2 rail.

Railway applications
Male plugs
Insulation displacement

L 366 200 15
Male plugs

Spacing 7.62 mm .300"

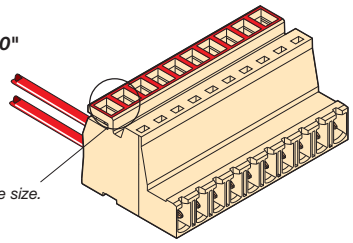

Red marking to identify wire size.

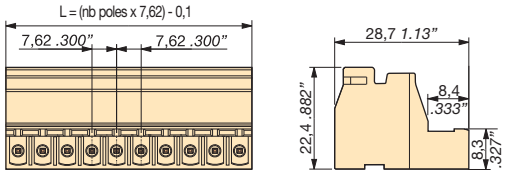

Part number

Spacing 7.62 mm Beige color

N. Poles	2 to 24 poles	
2	1SSS **366 202** R8800	15.14
3	1SSS **366 203** R8800	22.76
4	1SSS **366 204** R8800	30.38
5	1SSS **366 205** R8800	38.00
6	1SSS **366 206** R8800	45.62
8	1SSS **366 208** R8800	60.86
10	1SSS **366 210** R8800	76.10

Consult us for pole numbers :
7, 9 and more than 10

* : *Caution, maximum current of the device set is limited by the device with the lowest current rating.*

Characteristics

Wire size

	NF F 63-808	EN 50306
ADO	0,6 - 1,82 mm²	0,5 - 1,5 mm²

1 or 2 wires (same wire size) per ADO jaw

Rated voltage

		IEC	NF F 61-017	UL/CSA
V	~	500	500	300
	=	500	500	300

Rated current

A	16*	16*	15*

Rated wire size

	1,82 mm²	1,82 mm²	16 AWG

Other characteristics

Weight per point, standard				
	Body weight	Metal part weight	Total weight	Protection
	1,6 g *0.003 lb*	1,6 g *0.003 lb*	3,2 g *0.006 lb*	IP 20 *NEMA 1*

Max. working temperature :	100 °C
Insulation resistance :	≥ 100 MΩ
Pollution degree :	3

Compatible products :

Insulation displacement female plugs

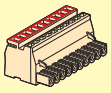
L 266 200 15

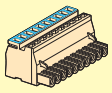
L 267 200 15

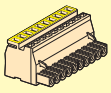
L 276 200 15

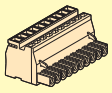
L 277 200 15

SNCF CE

Accessories

			Type		Part number
1	Cable clamp plug	beige, 3 to 7 poles	PT1	7,62 mm	1SSS **299 253** R2800
2	Cable clamp plug	beige, 8 to 16 poles	PT2	7,62 mm	1SSS **299 254** R2800
3	Manual tool		OUMAD		1SNA **179 466** R0600
4	Semi-automatic tool		OUPAD		1SNA **178 944** R0400
5	Pneumatic tool		OUTAD		1SNA **205 710** R1100
6	DIN 3 foot	grey			1SSA **299 190** R0000
7	DIN 2 foot	grey			1SSA **299 191** R0000
8	Strip marking		RB-12 W7		1SNA **290 455** R0700

Railway applications
Male plugs
Insulation displacement

ADO SYSTEM

L 366 200 45

Male plugs with flanges and inserts

Spacing 7.62 mm *.300"*

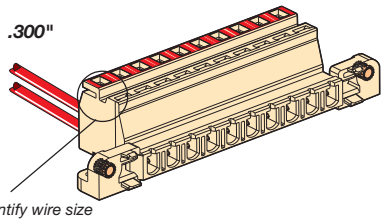

Yellow marking to identify wire size

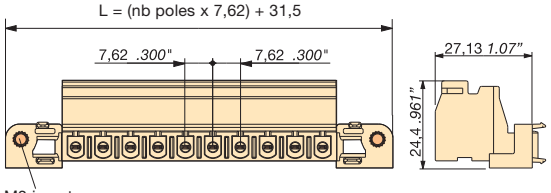

Part number

Spacing 7.62 mm Beige color

N. Poles **2 to 24 poles**

Consult us

Compatible products :

Insulation displacement female plugs with brackets

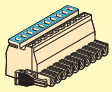
L 267 200 25

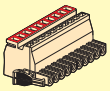
L 266 200 25

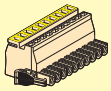
L 276 200 25

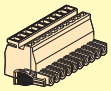
L 277 200 25

for panel feed-through mounting, with locking mechanism

Panel feed-through mounting or base mounting

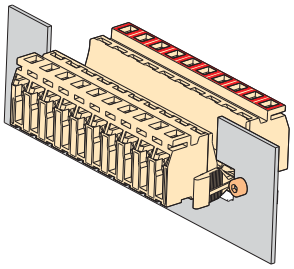

Drilling for panel feed-through mounting

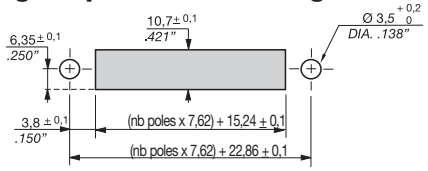

Panel thickness : 0,8 to 2.3 mm

Drilling for base mounting

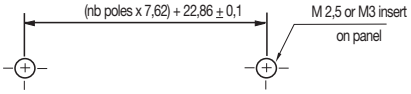

** : Caution, maximum current of the device set is limited by the device with the lowest current rating.*

Characteristics

Wire size

	NF F 63-808	EN 50306
ADO	0,6 - 1,82 mm²	0,5 - 1,5 mm²
1 or 2 wires (same wire size) per ADO jaw		

Rated voltage

		IEC	NF F 61-017	UL/CSA
V	~	500	500	300
	=	500	500	300

Rated current

A	16*	16*	15*

Rated wire size

	1,82 mm²	1,82 mm²	16 AWG

Other characteristics

Weight per point, standard			
Body weight	Metal part weight	Total weight	Protection
1,6 g *0.003 lb*	1,6 g *0.003 lb*	3,2 g *0.006 lb*	IP 20 *NEMA 1*

Max. working temperature :	100 °C
Insulation resistance :	≥ 100 MΩ
Pollution degree :	3

Accessories

			Type		Part number
1	Cable clamp plug	beige, 3 to 7 poles	PT1	7,62 mm	1SSS **299 253** R2800
2	Cable clamp plug	beige, 8 to 16 poles	PT2	7,62 mm	1SSS **299 254** R2800
3	Manual tool		OUMAD		1SNA **179 466** R0600
4	Semi-automatic tool		OUPAD		1SNA **178 944** R0400
5	Pneumatic tool		OUTAD		1SNA **205 710** R1100
6	Strip marking		RB-12W7		1SNA **290 455** R0700

Railway applications
Male plugs
Insulation displacement

L 367 200 15
Male plugs

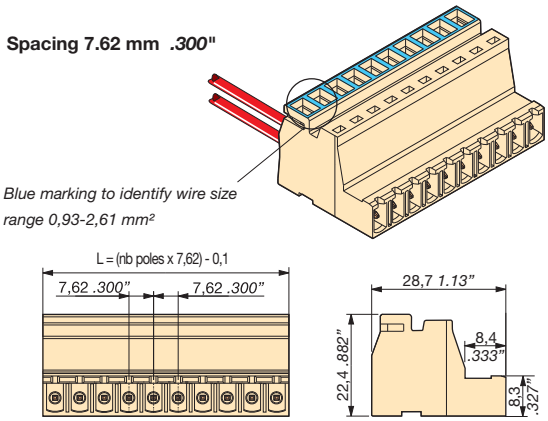

Part number

Spacing 7.62 mm Beige color

N. Poles	2 to 24 poles	
2	1SSS **367 202** R8800	15.14
3	1SSS **367 203** R8800	22.76
4	1SSS **367 204** R8800	30.38
5	1SSS **367 205** R8800	38.00
6	1SSS **367 206** R8800	45.62
8	1SSS **367 208** R8800	60.86
10	1SSS **367 210** R8800	76.10

Consult us for pole numbers : 7, 9 and more than 10

* : *Caution, maximum current of the device set is limited by the device with the lowest current rating.*

Characteristics

Wire size

	NF F 63-808	EN 50306
ADO	0,93 - 2,61 mm²	1 - 2,5 mm²

1 or 2 wires (same wire size) per ADO jaw

Rated voltage

		IEC	NF F 61-017	UL/CSA
V	~	500	500	300
	=	500	500	300

Rated current

A	22*	16*	15*

Rated wire size (NF F 63-808)

	2,61 mm²	2,61 mm²	14 AWG

Other characteristics

Weight per point, standard				
	Body weight	Metal part weight	Total weight	Protection
	1,6 g *0.003 lb*	1,6 g *0.003 lb*	3,2 g *0.006 lb*	IP 20 *NEMA 1*

Max. working temperature :	100 °C
Insulation resistance :	≥ 100 MΩ
Pollution degree :	3

Compatible products :

Insulation displacement female plugs

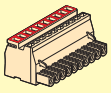
L 266 200 15

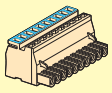
L 267 200 15

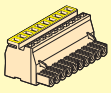
L 276 200 15

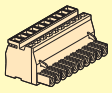
L 277 200 15

SNCF CE

Accessories

			Type		Part number
1	Cable clamp plug	beige, 3 to 7 poles	PT1	7,62 mm	1SSS **299 253** R2800
2	Cable clamp plug	beige, 8 to 16 poles	PT2	7,62 mm	1SSS **299 254** R2800
3	Manual tool		OUMAD		1SNA **179 466** R0600
4	Semi-automatic tool		OUPAD		1SNA **178 944** R0400
5	Pneumatic tool		OUTAD		1SNA **205 710** R1100
6	DIN 3 foot (1)	grey			1SSA **299 190** R0000
7	DIN 2 foot (1)	grey			1SSA **299 191** R0000
8	Strip marking		RB-12 W7		1SNA **290 455** R0700

(1) Accessories for mounting of male and female plugs on DIN 3 or DIN 2 rail.

Railway applications
Male plugs
Insulation displacement

L 367 200 45

Male plugs with flanges and inserts

Spacing 7.62 mm *.300"*

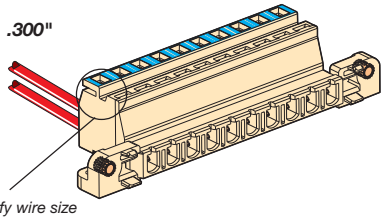

Blue marking to identify wire size

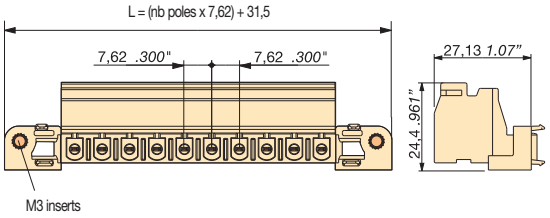

Part number

Spacing 7.62 mm Beige color

N. Poles **2 to 24 poles**

Consult us

Compatible products :

Insulation displacement female plugs with brackets

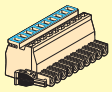
L 267 200 25

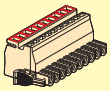
L 266 200 25

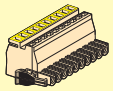
L 276 200 25

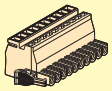
L 277 200 25

for panel feed-through mounting, with locking mechanism

Panel feed-through mounting or base mounting

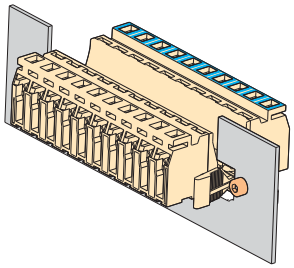

Drilling for panel feed-through mounting

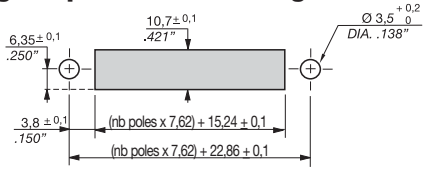

Panel thickness : 0,8 to 2.3 mm

Drilling for base mounting

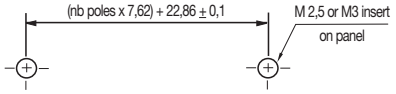

** : Caution, maximum current of the device set is limited by the device with the lowest current rating.*

Characteristics

Wire size

	NF F 63-808	EN 50306
ADO	0,93 - 2,61 mm²	1 - 2,5 mm²

1 or 2 wires (same wire size) per ADO jaw

Rated voltage

		IEC	NF F 61-017	UL/CSA
V	~	500	500	300
	=	500	500	300

Rated current

A	22*	16*	15*

Rated wire size (NF F 63-808)

	2,61 mm²	2,61 mm²	14 AWG

Other characteristics

Weight per point, standard

Body weight	Metal part weight	Total weight	Protection
1,6 g *0.003 lb*	1,6 g *0.003 lb*	3,2 g *0.006 lb*	IP 20 *NEMA 1*

Max. working temperature :	100 °C
Insulation resistance :	≥ 100 MΩ
Pollution degree :	3

Accessories

			Type		Part number
1	Cable clamp plug	beige, 3 to 7 poles	PT1	7,62 mm	1SSS **299 253** R2800
2	Cable clamp plug	beige, 8 to 16 poles	PT2	7,62 mm	1SSS **299 254** R2800
3	Manual tool		OUMAD		1SNA **179 466** R0600
4	Semi-automatic tool		OUPAD		1SNA **178 944** R0400
5	Pneumatic tool		OUTAD		1SNA **205 710** R1100
6	Strip marking		RB-12W7		1SNA **290 455** R0700

Mounting of cable clamp plugs on ADO System® plugs spacing 7.62 mm

Version with PT1 cable clamp

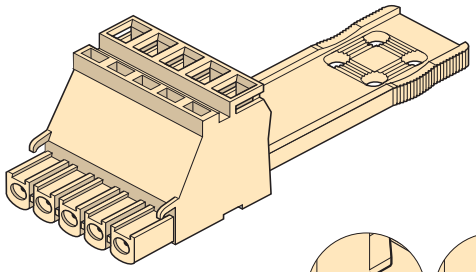

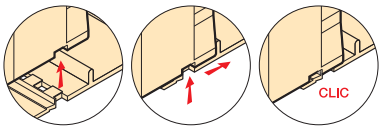

Version with PT2 cable clamp

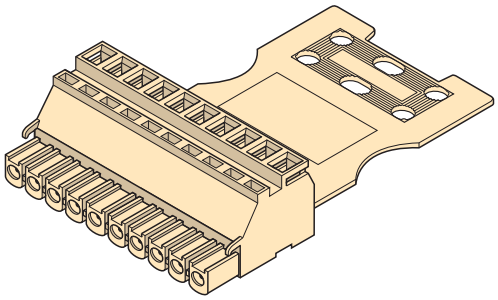

PT1 cable clamp can be used on products from 3 to 7 poles

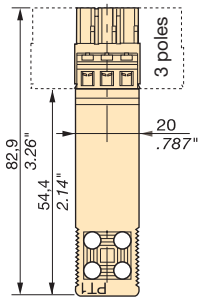

P/N : 1SSS **299 253** R2800

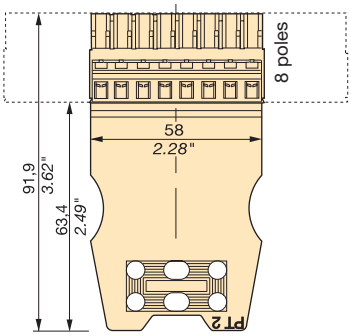

P/N : 1SSS **299 254** R2800

PT2 cable clamp can be used on products from 8 to 16 poles

TOOLS PRESENTATION

PNEUMATIC TOOL KIT

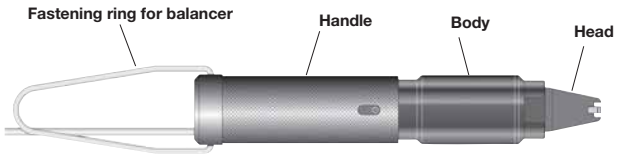

OUTAD 1SNA **205 710** R**11**00

This kit includes extraction tool EXAD2.

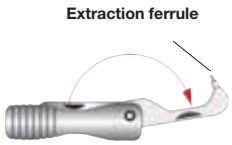

EXAD2 1SNA **205 721** R**00**00

Pneumatic tool installation

Technical information

- Energy : lubricated compressed air.
- Air pressure : 6 ± 0.5 bars.
- Lubrication BY F.R.L.
  (Filter, Regulator, Lubricator)
  (1 oil drop every 20 operations)
- Compressed-air supply : standard pipe DIA. 4 mm.
- Connection of the pipe to the tool by quick release coupling (integrated into the tool).
- Min. nb of operations : 1 000 000
- Dimensions : Lg : 215 mm x DIA. 37 mm.
- Weight : 575 g.

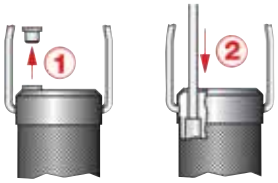

① Remove the protective plug from the compressed air inlet.

② Insert the clean cut pipe without special preparation into the dedicated hole and push in fully.

③ Hang the toll on a balancer.

For more information, contact your entrelec local agent.
Warranty of the tool : 1 year in standard use (except disassembling of the tool's body by customer).

SEMI-AUTOMATIC TOOL

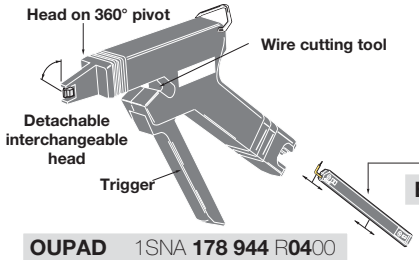

Wire extractor

EXAD 1SNA **178 646** R**11**00

OUPAD 1SNA **178 944** R**04**00

Min. nb of operations : 100 000

SIMPLIFIED TOOL

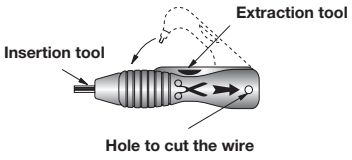

Delivered with simplified tool :

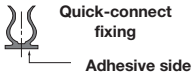

OUMAD 1SNA **179 466** R**06**00

Min. nb of operations : 500

INSTRUCTION FOR USE

Allows connection of two wires of the same gage and type (rigid or flexible) one by one.

A - Connection of the first wire

Pneumatic tool :

① Introduce the wire.

② Apply the tool head to the upper opening without forcing its self-alignment device (the tool must be at right angle with the block).

③ Operate the handle directly in line with the tool to release a connect cycle.

Safety :
This tool must be operated only when positioned on the terminal block.

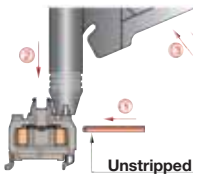

Semi-automatic tool :

① Introduce the wire.

② Apply the tool head to the upper opening without forcing its self-alignment device (the tool must be at right angle with the block).

③ Press the trigger all the way.

④ Release the trigger to disengage the tool.

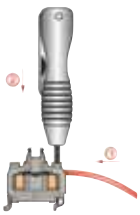

Simplified tool :

① Introduce the wire.

② Place the tool into the upper opening, push the wire home.

B - Connection of the second wire : same as for the first wire.

C - Extraction of wires

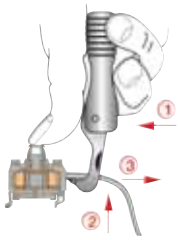

① Place the hook of the extractor under the wire into the slot of the terminal block.

② Slide the wires outside while securing firmly the block.

③ Remove the first wire. Repeat operations ① ② ③ above for a second wire.

NOTE : Wire must be cut clean before reconnecting it to the terminal block.

REPLACEMENT OF THE HEAD

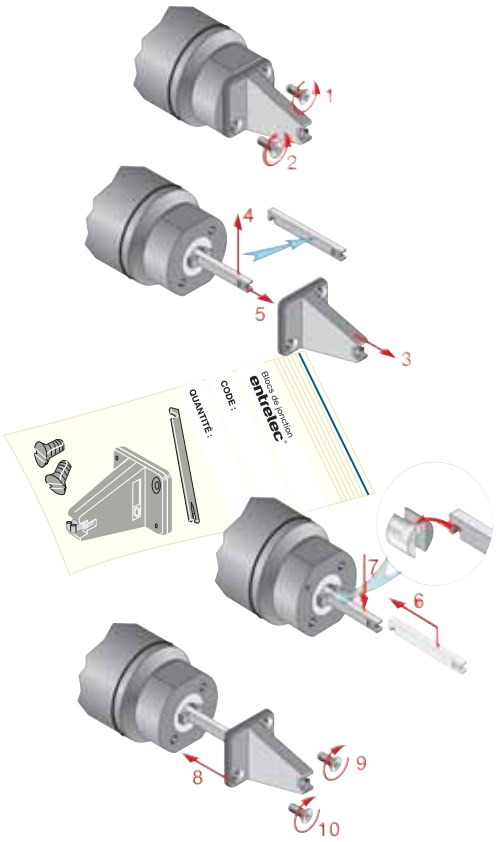

Replacement head kit

OUTA 1SNA **205 284** R**03**00

Terminal blocks

Various technologies

rail type 1 and 2
reinforced rail type 2

End stop		th. 7,1 mm	**BAH11**	1SNA **164 659** R1000
End stop		th. 7,1 mm	**BAH21**	1SNA **167 489** R2200
Rail		35 x 7,5 x 1	**PRH1P**	1SNA **163 390** R0600
Rail		21,8 x 6,4	**PRH2P**	1SNA **163 370** R1100
Rail		21,8 x 8,2 x 1,5	**PRH2R**	1SNA **163 350** R1500

Other end stops, rails and accessories : see section on accessories.

Notes

41 H LT VV

Spacing 4,5 mm *(.177")*

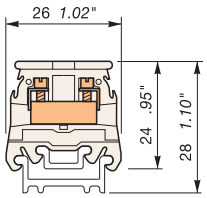

4,5 mm block with partition

Colour	Type	Part numbers
Colourless	**41 H LT VV**	1SNA **180 064** R2400

Characteristics

Wire size

		NFC DIN	UL	CSA
Screw clamp	Rigid	0-2,5 mm²		
	Flexible	0-2,5 mm²		

Voltage

V AC	380 VGr.C		
V DC	440 VGr.C		
Pollution degree			

Current

Rated	20 A		

Wire size

Rated	1,5 mm²		

Wire stripping length	Recomm. screwdriver	Recomm. torque	Protection
6 mm *.24"*	3 mm *.118"*	0,4-0,6 Nm *3.5-5.3 lb.in*	

41 H LSh VV

Spacing 4,5 mm *(.177")*

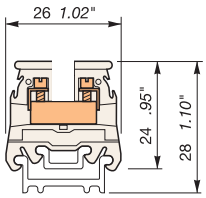

41 H LT VV with partition for jumper bar

Colour	Type	Part numbers
Colourless	**41 H LSh VV**	1SNA **180 065** R2500

Characteristics

Wire size

		NFC DIN	UL	CSA
Screw clamp	Rigid	0-2,5 mm²		
	Flexible	0-2,5 mm²		

Voltage

V AC	380 VGr.C		
V DC	440 VGr.C		
Pollution degree			

Current

Rated	20 A		

Wire size

Rated	1,5 mm²		

Wire stripping length	Recomm. screwdriver	Recomm. torque	Protection
6 mm *.24"*	3 mm *.118"*	0,4-0,6 Nm *3.5-5.3 lb.in*	

Accessories

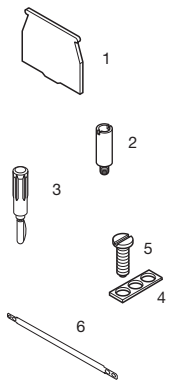

		Type		Part numbers
1	End section	FEH14	th. 1 mm	1SNA **183 676** R2500
2	Test socket	AL2	DIA. 2 mm	1SNA **163 137** R1400
3	Test plug	FC2		1SNA **007 865** R2600
4	Jumper bar	BJH4 (1)	20 poles	1SNA **163 216** R2300
5	Screw for BJH	VSJ4		1SNA **163 359** R1200
6	Shield connector	CBH		1SNA **163 678** R1200

R See section on markers
Marking method

REH2

(1) Use of this accessory requires the user to cut out the partition of the terminal block.

REH2

Terminal blocks

Various technologies

rail type 1 and 2
reinforced rail type 2

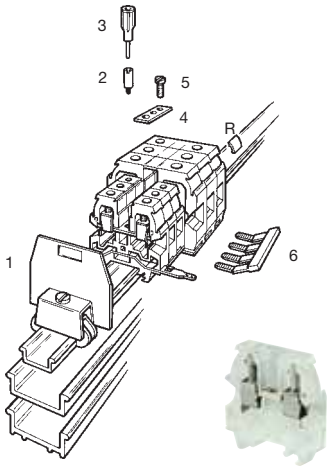

End stop	th. 7,1 mm	**BAH11**	1SNA **164 659** R**10**00
End stop	th. 7,1 mm	**BAH22**	1SNA **164 655** R**04**00
Rail	35 x 7,5 x 1	**PRH1P**	1SNA **163 390** R**06**00
Rail	21,8 x 6,4	**PRH2P**	1SNA **163 370** R**11**00
Rail	21,8 x 8,2 x 1,5	**PRH2R**	1SNA **163 350** R**15**00

Other end stops, rails and accessories : see section on accessories.

Notes

62 H LT VV

Spacing 6 mm *(.236")*

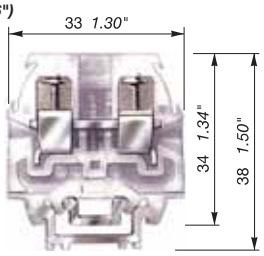

6 mm block with partition - Outputs : Screw clamp-Screw clamp

CE

Colour	Type	Part numbers
Colourless	**62 H LT VV**	1SNA **180 453** R**27**00

Characteristics

Wire size

		NFC DIN	UL	CSA
Screw clamp	Rigid	0-4 mm²		
	Flexible	0-2,5 mm²		

Voltage

V AC	380 VGr.C		
V DC	440 VGr.C		
Pollution degree			

Current

Rated	27 A		

Wire size

Rated	2,5 mm²		

Wire stripping length	Recomm. screwdriver	Recomm. torque	Protection
	4 mm *.16"*	0,4-0,6 Nm *3.5-5.3 lb.in*	

CE

Colour	Type	Part numbers

Characteristics

Wire size

		NFC DIN	UL	CSA
Screw clamp	Rigid			
	Flexible			

Voltage

V AC			
V DC			
Pollution degree			

Current

Rated			

Wire size

Rated			

Wire stripping length	Recomm. screwdriver	Recomm. torque	Protection

Accessories

		Type		Part numbers
1	End section	FEH11	th. 1 mm	1SNA **187 053** R**14**00
2	Test socket	AL2	DIA. 2 mm	1SNA **163 070** R**00**00
		AL3	DIA. 3 mm	1SNA **163 261** R**00**00
3	Test plug	FC2		1SNA **007 865** R**26**00
4	Jumper bar not assembled	BJS6 (1)	20 poles	1SNA **174 784** R**20**00
5	Post + washer + captive screw IP20	EV6I		1SNA **206 394** R**02**00
6	Comb-type jumper bar	PC61	10 poles	1SNA **163 311** R**22**00
R	Voir chapitre repérage			

Mode RC610

(1) Use of this accessory requires the user to cut out the partition of the block.

Type	Part numbers

Terminal blocks

Various technologies

rail type 1 and 2
reinforced rail type 2

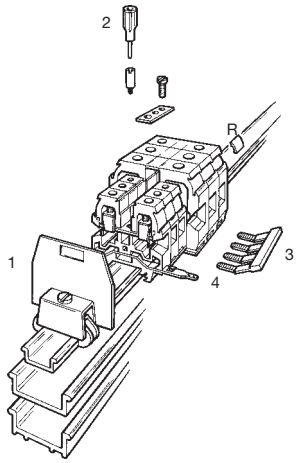

End stop		th. 7,1 mm	**BAH11**	1SNA **164 659** R1000
End stop		th. 7,1 mm	**BAH22**	1SNA **164 655** R0400
Rail		12,2 x 5,1	**PRH1P**	1SNA **163 390** R0600
Rail		21,8 x 6,4	**PRH2P**	1SNA **163 370** R1100
Rail		21,8 x 8,2	**PRH2R**	1SNA **163 350** R1500

Other end stops, rails and accessories : see section on accessories

Notes

61 H IC VV

Spacing 6 mm *(.236")*



6 mm block. Switch connection with short blade. Outputs : Screw clamp-Screw clamp

CE

Colour	Type	Part numbers
Colourless	**61 H IC VV**	1SNA **180 303** R0100

Characteristics

Wire size

		NFC DIN	UL	CSA
Screw clamp	Rigid	0-6 mm²		
	Flexible	0-4 mm²		

Voltage			
V AC	380 VGr.C		
V DC	440 VGr.C		
Pollution degree			

Current			
Rated	6 A		

Wire size			
Rated			

Wire stripping length	Recomm. screwdriver	Recomm. torque	Protection
	4 mm *.16"*	0,4-0,6 Nm *3.5-5.3 lb.in*	

Characteristics

Wire size

		NFC DIN	UL	CSA
Screw clamp	Rigid			
	Flexible			

Voltage			
V AC			
V DC			
Pollution degree			

Current			
Rated			

Wire size			
Rated			

Wire stripping length	Recomm. screwdriver	Recomm. torque	Protection

Accessories

		Type		Part numbers
1	End section	FEH12	th. 1 mm	1SNA **183 454** R1700
2	Test plug	FC2		1SNA **007 865** R2600
3	Comb-type jumper bar	PC61	10 poles	1SNA **163 311** R2200
4	Shield connector	CBEP5		1SNA **163 001** R2000

R See section on markers
Marking method RC610

Terminal blocks

H - Special applications

H3 - Other terminal blocks for special applications

Summary

Terminal blocks for corrosive environments 434

Through panel mounting terminal blocks 436

Terminal blocks for corrosive environments
Screw clamp

Resistance to salt spray : 1000 hours
According to NFC 20711 may 1987 and IEC 68-2-11
Ka tests : salt spray

M 4/6.NC
Spacing 6 mm *(.236")*

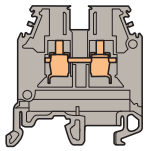

Grey body
M 4/6.NC 1SNA **140 000** R1000

colours

Blue body
M 4/6.N.NC 1SNA **140 001** R0500
Yellow body
M 4/6.NC 1SNA **140 004** R0000
Orange body
M 4/6.NC 1SNA **140 003** R0700
Green body
M 4/6.NC 1SNA **140 026** R2500
Red body
M 4/6.NC 1SNA **140 002** R0600
Black body
M 4/6.NC 1SNA **140 023** R2200

Characteristics and accessories
See terminal block **M 4/6**

M 6/8.NC
Spacing 8 mm *(.315")*

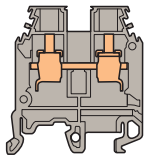

Grey body
M 6/8.NC 1SNA **140 016** R2300
Blue body
M 6/8.N.NC 1SNA **140 017** R2400
Yellow body
M 6/8.NC 1SNA **140 027** R2600
Orange body
M 6/8.NC 1SNA **140 028** R0700

Characteristics and accessories
See terminal block **M 6/8**

M 4/6.P.NC
Spacing 6 mm *(.236")*



Green and yellow body
M 4/6.P.NC 1SNA **140 008** R1400

Characteristics and accessories
See terminal block **M 4/6**

M 6/8.P.NC
Spacing 8 mm *(.315")*

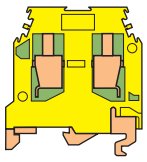

Green and yellow body
M 6/8.P.NC 1SNA **140 009** R1500

Characteristics and accessories
See terminal block **M 6/8**

Terminal blocks for corrosive environments
Screw clamp

Resistance to salt spray : 1000 hours
According to NFC 20711 may 1987 and IEC 68-2-11
Ka tests : salt spray

M 4/6.3A.NC
Spacing 6 mm *(.236")*

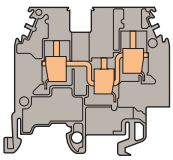

Grey body
M 4/6.3A.NC 1SNA **140 038** R0100

Characteristics and accessories
See terminal block **M 4/6.3A**

M 4/6.D2...NC
Spacing 6 mm *(.236")*

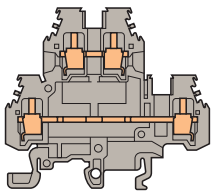

Grey body
M 4/6.D2.NC 1SNA **140 019** R0600
Grey body
M 4/6.D2.1.NC 1SNA **140 020** R0300

Characteristics and accessories
See terminal block **M 4/6.D2**

M 6/8.D2.NC
Spacing 8 mm *(.315")*

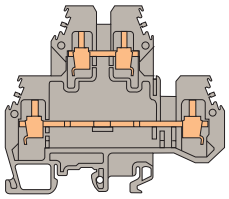

Grey body
M 6/8.D2.NC 1SNA **140 021** R2000

Characteristics and accessories
See terminal block **M 6/8.D2**

M 4/6.D2.SNBT.NC
Spacing 6 mm *(.236")*

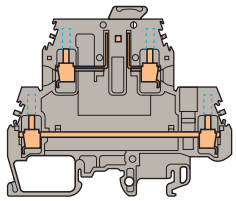

Grey body
M 4/6.D2.SNBT.NC 1SNA **140 030** R0500

Characteristics and accessories
See terminal block **M 4/6.D2.SNBT**

M 4/8.SF.NC
Spacing 8 mm *(.315")*

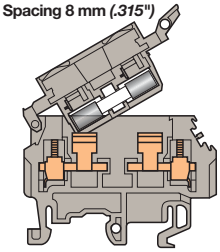

Grey body
M 4/8.SF.NC 1SNA **140 033** R2400

Characteristics and accessories
See terminal block **M 4/8.SF**

Terminal blocks for corrosive environments
Screw clamp

Resistance to salt spray : 1000 hours
According to NFC 20711 may 1987 and IEC 68-2-11
Ka tests : salt spray

M 4/8.SF...NC
Spacing 8 mm *(.315")*

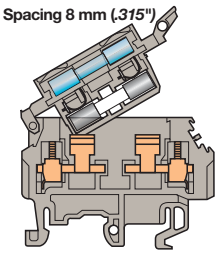

Grey body
M 4/8.SFL.NC 1SNA **140 010** R0100
Grey body
M 4/8.SFD.NC 1SNA **140 011** R2600

Characteristics and accessories
See terminal block **M 4/8.SF**

M 4/8.SFLT.NC
Spacing 8 mm *(.315")*

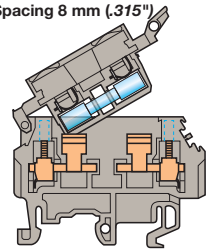

Grey body
M 4/8.SFLT.NC 1SNA **140 013** R2000

Characteristics and accessories
See terminal block **M 4/8.SFLT**

M 4/8.D2.SF.NC
Spacing 8 mm *(.315")*

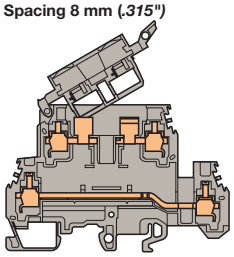

Grey body
M 4/8.D2.SF.NC 1SNA **140 022** R2100

Characteristics and accessories
See terminal block **M 4/8.D2.SF**

Terminal blocks for corrosive environments
ADO/Screw clamp

Resistance to salt spray : 1000 hours
According to NFC 20711 may 1987 and IEC 68-2-11
Ka tests : salt spray

D 4/6.ADO.NC
Spacing 6 mm *(.236")*

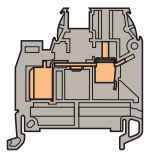

Grey body
D 4/6.ADO.NC 1SNA **140 031** R2200

Characteristics and accessories
See terminal block **D 4/6.ADO**

D 6/8.ADO.NC
Spacing 8 mm *(.315")*

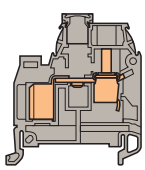

Grey body
D 6/8.ADO.NC 1SNA **140 032** R2300

Characteristics and accessories
See terminal block **D 6/8.ADO**

Terminal blocks for corrosive environments
ADO/ADO

Resistance to salt spray : > 1300 hours
According to NFC 20711 may 1987 and IEC 68-2-11
Ka tests : salt spray

D 1,5/6.ADO
Spacing 6 mm *(.236")*

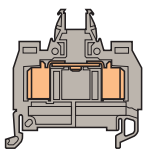

Grey body
D 1,5/6.ADO 1SNA **199 051** R2600

All blocks of the ADO/ADO range are resistant to corrosive environments.

Characteristics and accessories
See terminal block **D 1,5/6.ADO**

Notes

Through panel mounting terminal blocks

Screw clamp/Screw clamp-tabs

T 2,5/5.G

Spacing 5 mm *(.197")*

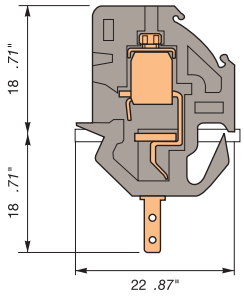

* Drilling I

1 Screw clamp output - 1 tag for 2,8 x 0,5 mm tabs or for solder

Colour	Type	Part numbers
Grey body		
▢	**T 2,5/5.G**	1SNA **112 065** R**14**00

Characteristics

Wire size

		NFC DIN	UL	CSA
Screw clamp	Rigid	0-4 mm²		
	Flexible	0-2,5 mm²		
Tabs		2,8 x 0,5 mm series 110-1,5 mm² max.		

Voltage

Rated	125 VGr.C		
Impulse withstand	110 VGr.C		
Pollution degree			

Current

Rated	8 A		

Wire size

Rated	2,5 mm²		

Wire stripping length	Recomm. screwdriver	Recomm. torquee	Protection
8,5 mm	3 mm	0,4-0,6 Nm	
.33"	*.118"*	*3.5-5.3 lb.in*	

T 4/6.G...

Spacing 6 mm *(.236")*

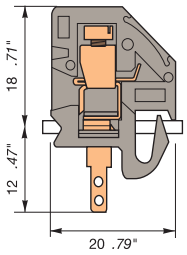

* Drilling I

1 Screw clamp output - 1 tag for tabs or for solder

Colour	Type	Part numbers
Grey body - 2,8 x 0,5 mm tabs		
▢	**T 4/6.G**	1SNA **110 403** R**27**00
Grey body - 2,8 x 0,8 mm tabs		
▢	**T 4/6.G1**	1SNA **110 345** R**03**00

Characteristics

Wire size

		NFC DIN	UL	CSA
Screw clamp	Rigid	0-6 mm²	22-12 AWG	
	Flexible	0-4 mm²	22-12 AWG	
Tabs		2,8 x 0,5 mm series 110-1,5 mm² max. 2,8 x 0,8 mm series 110-1,5 mm² max.		

Voltage

Rated	125 VGr.C	300 V	
Impulse withstand	110 VGr.C	300 V	
Pollution degree			

Current

Rated	8 A	15 A	

Wire size

Rated	4 mm²	12 AWG	

Wire stripping length	Recomm. screwdriver	Recomm. torquee	Protection
8 mm	3 mm	0,4-0,6 Nm	
.31"	*.118"*	*3.5-5.3 lb.in*	

Notes

* Drilling I 17 $^{+0}_{+0,2}$ for panel < 2 mm thick

Accessories

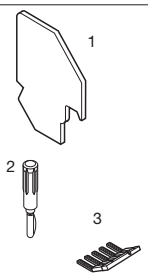

		Type		Part numbers	Type		Part numbers
1	End section grey	FETR5	th. 1 mm	1SNA **117 173** R**12**00	FETR6	th. 1 mm	1SNA **114 835** R**07**00
2	Test plug				FC2	DIA. 2 mm	1SNA **007 865** R**26**00
3	Comb-type jumper bar	PC51	10 poles	1SNA **167 908** R**06**00	PC61	10 poles	1SNA **163 311** R**22**00

R See section on markers marking method — RC55 - RC510 — RC610

Through panel mounting terminal blocks

Screw clamp/Screw clamp-tabs

T 4/6.G1T

Spacing 6 mm *(.236")*

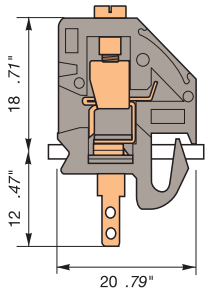

* Drilling I

T 4/6.G equipped with one test socket-screw DIA. 2 mm

Colour	Type	Part numbers
Grey body		
☐	**T 4/6.G1T**	1SNA **110 284** R**27**00

Colour	Type	Part numbers

Characteristics

Wire size		NFC DIN	UL	CSA
Screw clamp	Rigid	0-6 mm²		
	Flexible	0-4 mm²		
Tabs		2,8 x 0,5 mm series 110-1,5 mm² max. 2,8 x 0,8 mm series 110-1,5 mm² max.		

Voltage				
Rated	125 VGr.C 110 VGr.C			
Impulse withstand				
Pollution degree				

Current				
Rated	8 A			

Wire size				
Rated	4 mm²			

Wire stripping length	Recomm. screwdriver	Recomm. torquee	Protection
8 mm	3 mm	0,4-0,6 Nm	
.31"	*.118"*	*3.5-5.3 lb.in*	

Characteristics

Wire size		NFC DIN	UL	CSA
Screw clamp	Rigid			
	Flexible			
Tabs				

Voltage				
Rated				
Impulse withstand				
Pollution degree				

Current				
Rated				

Wire size				
Rated				

Wire stripping length	Recomm. screwdriver	Recomm. torquee	Protection

Notes

* Drilling I 17 + 0 / + 0,2 for panel < 2 mm thick

Accessories

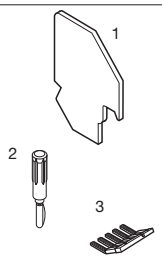

		Type		Part numbers
1	End section grey	FETR6	th. 1 mm	1SNA **114 835** R**07**00
2	Test plug	FC2	DIA. 2 mm	1SNA **007 865** R**26**00
3	Comb-type jumper bar	PC61	10 poles	1SNA **163 311** R**22**00

R See section on markers marking method RC610

Through panel mounting terminal blocks

T 2,5/6.2G1

Spacing 6 mm *(.236")*

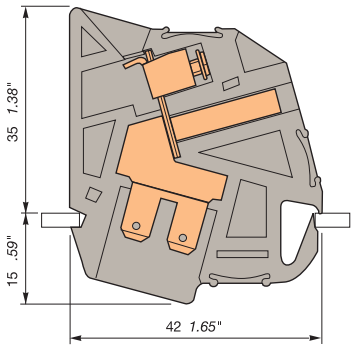

* Drilling II

1 Screw clamp connection - 2 tags for 5 x 0,8 mm tabs. Block equipped with one test socket DIA. 4 mm.

Colour	Type	Part numbers
Grey body - Test socket DIA. 4 mm		
▢	**T 2,5/6.2G1**	1SNA **110 276** R**06**00

Characteristics

Wire size

		NFC DIN	UL	CSA
Screw clamp	Rigid	0-4 mm²		
	Flexible	0-2,5 mm²		
Tabs		5 x 0,8 mm series 200-2,5 mm² max.		

Voltage

Rated	250 VGr.C		
Impulse withstand	300 VGr.C		
Pollution degree			

Current

Rated	20 A		

Wire size

Rated	2,5 mm²		

Wire stripping length	Recomm. screwdriver	Recomm. torquee	Protection
10 mm	4 mm		
.39"			

T 2,5/6.C

Spacing 6 mm *(.236")*

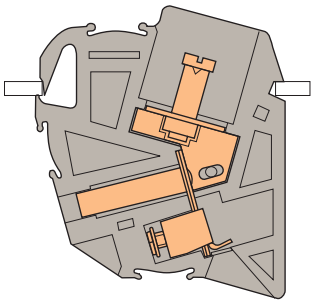

* Drilling II

Block equipped with one flexible test socket DIA. for connector.

Colour	Type	Part numbers
Grey body		
▢	**T 2,5/6.C**	1SNA **110 293** R**20**00

Characteristics

Wire size

		NFC DIN	UL	CSA
Screw clamp	Rigid	0-4 mm²		
	Flexible	0-2,5 mm²		
Tabs				

Voltage

Rated	500 VGr.C		
Impulse withstand	600 VGr.C		
Pollution degree			

Current

Rated	15 A		

Wire size

Rated	2,5 mm²		

Wire stripping length	Recomm. screwdriver	Recomm. torquee	Protection
10 mm	4 mm		
.39"			

Notes

* Drilling II 37,5 +0 / +0,2 for panel < 2 mm thick
38 +0 / +0,2 for panel = 2 mm thick

Accessories

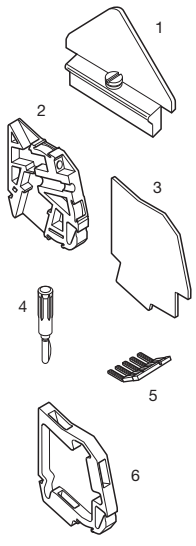

1	End stop		
2	Empty body		
3	End section	grey	
4	Test plug		
5	Comb-type jumper bar		
6	Fixed polarizing part		
R	See section on markers marking method		

Type		Part numbers
BAT1	th. 12 mm	1SNA **163 301** R**01**00
SI		1SNA **113 307** R**25**00
FETR61	th. 1 mm	1SNA **113 292** R**16**00
FC2	DIA 2 mm	1SNA **007 865** R**26**00
PC61	10 poles	1SNA **163 311** R**22**00

RC610

Type		Part numbers
BAT1	th. 12 mm	1SNA **163 301** R**01**00
SI		1SNA **113 307** R**25**00
FETR61	th. 1 mm	1SNA **113 292** R**16**00
FC2	DIA. 2 mm	1SNA **007 865** R**26**00
PC61	10 poles	1SNA **163 311** R**22**00
DFT6 (1)		1SNA **116 500** R**26**00

RC610

(1) Other accessories : see connector plastic cover

Though panel mounting terminal blocks

Tabs / tabs

T 1,5/6.3G.G

Spacing 6 mm *(.236")*

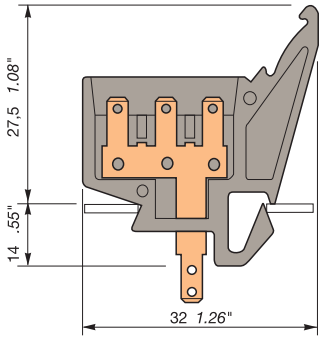

* Drilling I

3 tags for 2,8 x 0,5 mm tabs (in front of the block) - 1 tag for 2,8 x 0,5 mm tabs or solder (back of the block)

CE

Colour	Type	Part numbers
Grey body		
☐	**T 1,5/6.3G.G**	1SNA **110 313** R**23**00

Colour	Type	Part numbers

Characteristics

Wire size	NFC DIN	UL	CSA
Soldered			
Tabs	2,8 x 0,5 mm series 110 - 1,5 mm² max.		
Voltage			
Rated	250 VGr.C		
Impulse withstand	250 VGr.C		
Pollution degree			
Current			
Rated	8 A		
Wire size			
Rated			

Wire stripping length	Recomm. screwdriver	Recomm. torquee	Protection

Characteristics

Wire size	NFC DIN	UL	CSA
Soldered			
Tabs			
Voltage			
Rated			
Impulse withstand			
Pollution degree			
Current			
Rated			
Wire size			
Rated			

Wire stripping length	Recomm. screwdriver	Recomm. torquee	Protection

Notes

* Drilling I 17 + 0 / + 0,2 for panel < 2 mm thick

Accessories

1

		Type		Part numbers
1 End section	grey	FETR62	th. 1 mm	1SNA **113 563** R**15**00

R

R See section on markers marking method RC610

Terminal blocks

J - Accessories

Summary

1. Mounting rails 442

2. End stops 444

3. Circuit separators, seperator end sections 447

4. Jumper bars

Screw clamp jumper bars 449
Screwless jumper bars 452
Jumper bars for spring blocks 453
Jumper bars for railway terminal blocks 454

5. Test accessories

Test connectors 456
Test devices 458

6. Other accessories

Comb-type jumper bars, insulation displacement jumper 459
Connector plates, pivoting jumper bars, bridging or short-circuiting plugs, shield connectors 460

7. Tools 461

Mounting rails
Symmetrical - DIN 3

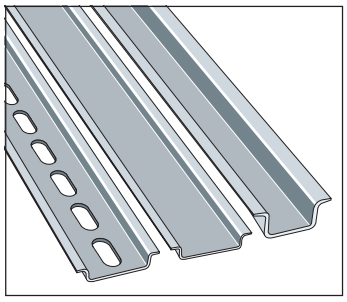

* All the part numbers agree to 1 m *(38")* length.

RAIL CURRENT CARRYING CAPACITY

Rail	Material	Equivalent E-Cu cross section AWG	mm²
PR30	Steel	8	10
PR3.Z2 - PR3.G2	Steel	6	16
PR50	Steel	4	25
PR5	Steel	4	25
PR4	Steel	0	50

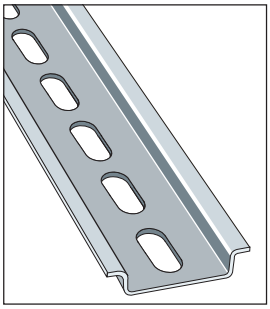

In compliance with IEC 60715 standard (DIN 3)

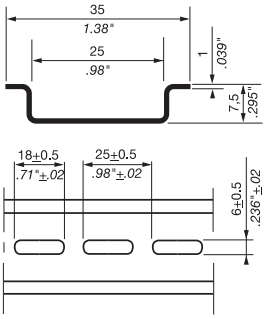

Type	P/N
PR30	* 1SNA **173 220** R**0**5**0**0

White, zinc plating and passivation, prepunched, length 2 m *(79")* approx. The length and prepunched cut out dimensions are approximate.

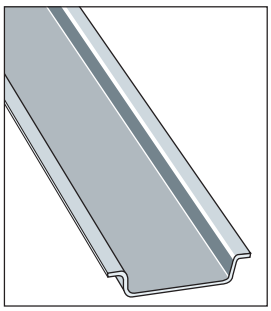

In compliance with IEC 60715 standard (DIN 3)

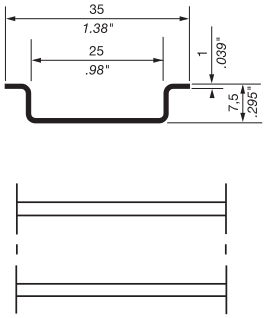

Type	P/N
PR3.Z2	* 1SNA **174 300** R**1**7**0**0

White, zinc plating and passivation, length 2 m *(79")* approx.

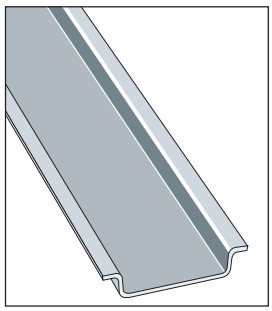

In compliance with IEC 60715 standard (DIN 3)

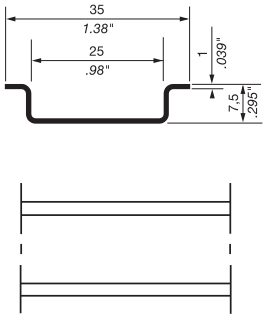

Type	P/N
PR3.G2	* 1SNA **164 800** R**0**3**0**0

White, passivated galvanized steel, length 2 m *(79")* approx.

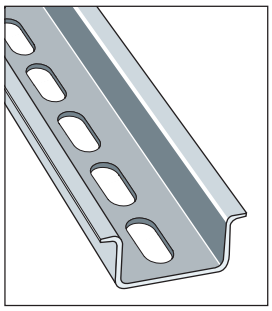

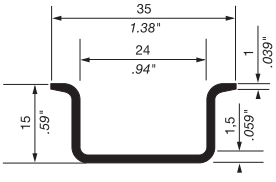

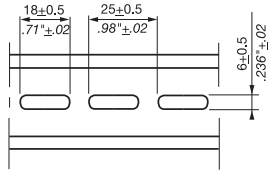

Type	P/N
PR50	* 1SNA **178 529** R**0**4**0**0

White, zinc plating and passivation, prepunched length 2 m *(79")* approx. The length and prepunched cut out dimensions are approximate.

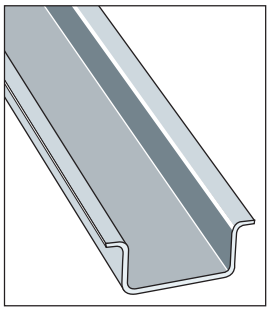

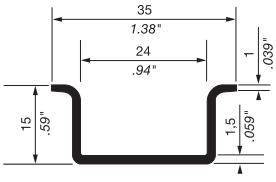

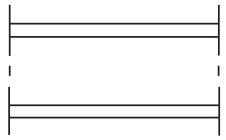

Type	P/N
PR5	* 1SNA **168 700** R**2**2**0**0

White, zinc plating and passivation, length 2 m *(79")* approx.

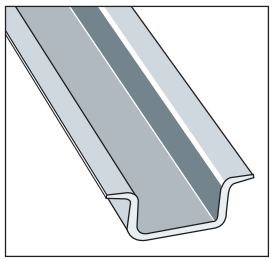

In compliance with IEC 60715 standard (DIN 3)

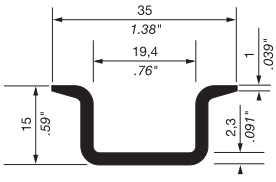

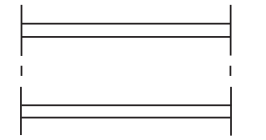

Type	P/N
PR4	* 1SNA **168 500** R**1**2**0**0

White, zinc plating and passivation, length 2 m *(79")* approx.

* All the part numbers agree to 1 m *(38")* length.

Mounting rails
Asymmetrical - DIN 1
Symmetrical - DIN 2

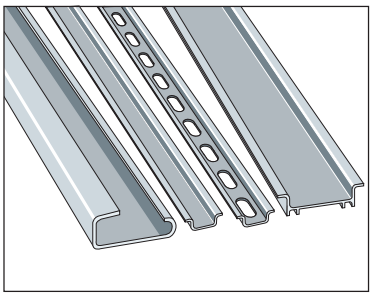

The “Series M” terminal blocks snap onto the PR1 asymmetrical DIN 1 rails described here.

The “Series DR” terminal blocks snap onto the PR2 symmetrical DIN 2 rail described here.

The rails are often used as grounding bars. The current carrying capacity of the rails and the copper wire sizes required to carry that current are given below.

Rail	Material	Equivalent E-Cu cross section AWG	mm²
PR1.Z2 - PR1.Z3	Steel	2	35
PR1.A2	Aluminium	000	95
PR2	Steel	12	4

* All the part numbers agree to 1 m *(38")* length.

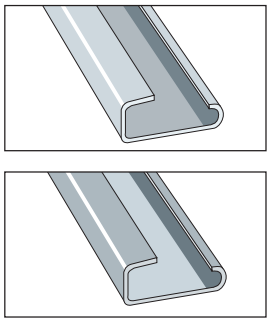

Asymmetrical 32 mm 1.26" G rail in compliance with IEC 60715 standard (DIN 1)

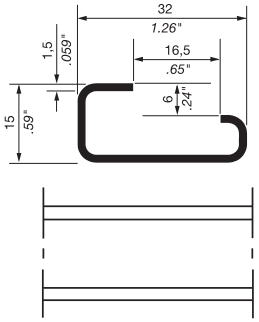

Type	P/N
PR1.Z2	*1SNA **163 050** R**04**00
White, zinc plating and passivation, length 2 m *(79")* approx.	
PR1.A2	*1SNA **167 120** R**23**00
Aluminum alloy, length 3 m *(118")* approx.	

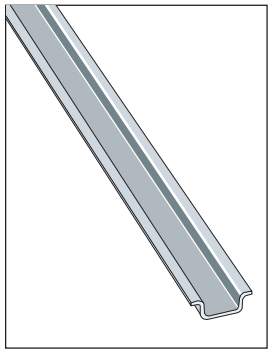

Symmetrical type 1 12,2 x 5,1 rail in compliance with NFC 93461 standard

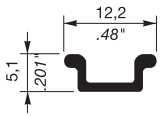

Type	P/N



PRH1P	*1SNA **163 390** R**06**00
Aluminum anode-white alloy, not prepunched - Length 1 m *(39")*	

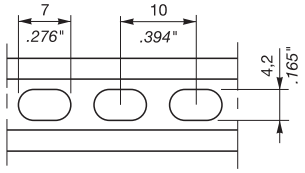

PRH1A	*1SNA **163 400** R**01**00
Prepunched aluminum anode-white alloy Length 1 m *(39")*	



Symmetrical 15 mm .59" rail in compliance with IEC 60715 standard (DIN 2)

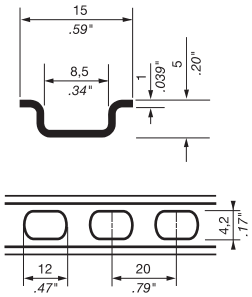

Length 2 m *(79")* approx.

Type	P/N
PR2	*1SNA **164 600** R**12**00
Prepunched white, zinc plating and passivation steel.	
PR2P	*1SNA **206 596** R**25**00
Not prepunched white, zinc plating and passivation steel.	

Rail offset brackets

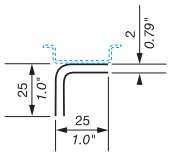

Deflection 90°

EM90	1SNA **008 520** R**01**00

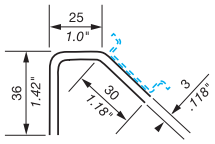

Deflection 45°

EM45	1SNA **008 521** R**26**00

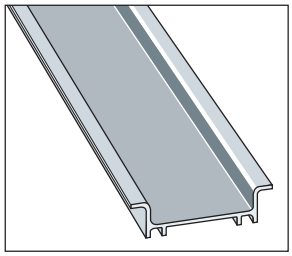

Symmetrical type 2 reinforced 21,8 x 8,2 mm in compliance with NFC 93461 standard.

Aluminum anode-white alloy, length 2 m *(79")*

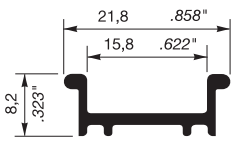

PRH2R	*1SNA **163 350** R**15**00

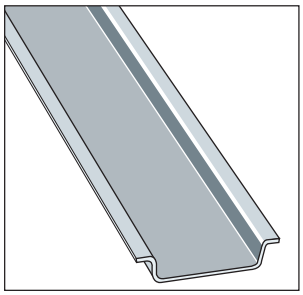

Symmetrical type 2 21,8 x 6,4 mm in compliance with NFC 93461 standard

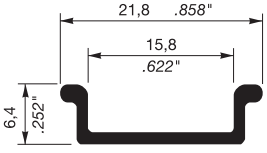



Aluminum anode-white alloy, not prepunched - Length 2 m *(79")*

PRH2P	*1SNA **163 370** R**11**00

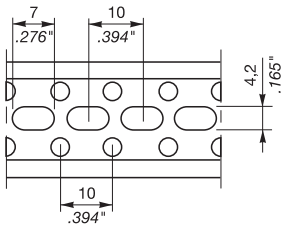

Prepunched aluminum anode-white alloy - Length 2 m *(79")*

PRH2A	*1SNA **163 380** R**04**00

End stops



BADL

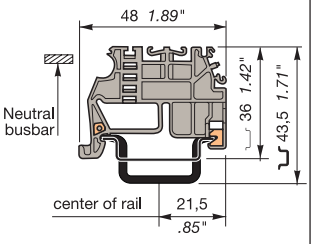

BAM2

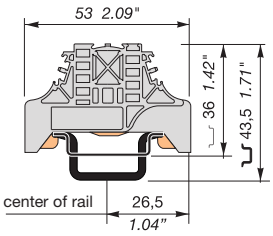

PEAD

PEB - PIB...

RC...

PEH

BADL

Characteristics

Screwless, snaps on rail without tool. V0 grey polyamide for DIN 3 rail. Maintained in place and locked on the rail with metal grips.
To reposition, do not slide on the rail. Withdraw and snap again (screwdriver DIA. 6,5 mm *.256"* max.)

Thickness : 9 mm *.354"*

Selection

Description	Type		Order P/N	Packaging	Weight kg
Screwless snap on end stop					
grey (same colour as spring, ADO System® and ATEX blocks) ☐	BADL	9 mm	1SNA **399 903** R**02**00		
grey (same colour as sscrew blocks) ☐	BADL	9 mm	1SNA **206 659** R**23**00		

BAM2

Characteristics

End stop of polyamide, equipped with a steel clamp allows mounting on PR3, PR4 and PR5 (DIN 3) rails.
Recommended screwdriver : DIA. 5,5 mm *.217"*
Recommended torque : Min. 0,8 mN - Max. 1.2 mN *Min. 7.1 lb.in - Max. 10.7 lb.in*
Thickness : 10 mm *.394"*

Selection

Description	Type		Order P/N	Packaging	Weight kg
End stop equipped with a steel clamp					
grey (same colour as screw blocks) ☐	BAM2	10 mm	1SNA **206 351** R**16**00		
grey (same colour as spring, ADO System® and ATEX blocks) ☐	BAM2	10 mm	1SNA **399 967** R**01**00		
beige (same colour as railway blocks) ☐	BAM2	10 mm	1SNA **296 351** R**00**00		

Accessories

Adjustable marker-holder for end stop grey ☐	PEAD		1SNA **399 719** R**10**00		
Card of 40 blank markers for PEAD	RCPEAD	29 x 9 mm	1SNA **399 725** R**06**00		
Card of 20 transparent protection markers for PEAD	EPR2		1SNA **399 726** R**07**00		
Marker-holder snapped on end stop (no marker included)					
(screw range) grey ☐	PEB	35 x 17 mm	1SNA **113 077** R**11**00		
(Atex-Spring-ADO) grey ☐	PEB	35 x 17 mm	1SNA **195 077** R**14**00		
Strip of 7 markers for PEB, to be printed with AMS500	PIB3	35 x 17 mm	1SNA **235 462** R**22**00		
Marker for PEB, white marking on black background	PIB	35 x 17 mm	1SNA **173 812** R**13**00		
Protection for PIB... marker	EPR1		1SNA **178 431** R**22**00		
PEB marker holder with marker to be written by hand or marking system, protection included	PEBM		1SNA **113 084** R**01**00		
Horizontal marker-holder, slide mouting on top of end stop	PEH		1SNA **163 211** R**26**00		
Card of 120 blank precut markers for PEH	RPEH	40 x 5 mm	1SNA **163 007** R**26**00		
Markers	RC810 RC1010 RPA	8 mm 10 mm	see marking section		

(1) For BADL only

End stops

BADH

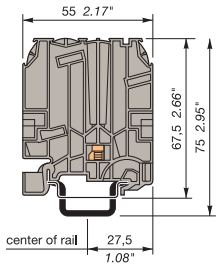

BADH

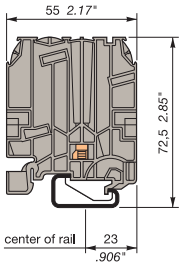

BAEH

BAMH

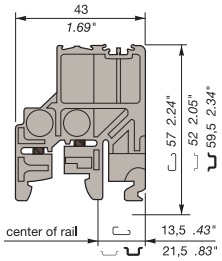

PEB - PIB...

RC...

PEH

Tall end stop BADH, BAEH

Characteristics

Tall end stop of polyamide, for use with M 70/22, M 95/26 blocks, power blocks, double or triple deck blocks, and electronic interface modules series 7000, 8000, 10000, 11000 and 30000. Snaps on rail - Easy mounting and repositioning, even between 2 blocks.
Recommended screwdriver : DIA. 5,5 mm *.217"*
Recommended torque : Min. 1,2 Nm - Max. 1,4 Nm
Min. 10.6 lb.in - Max. 12.3 lb.in
Thickness : 12 mm *.472"*

Selection

Description		Type		Order P/N	Packaging	Weight kg
Snap on end stop, mounting on symmetrical DIN 3 rails	grey	BADH	12 mm	1SNA **116 900** R**27**00		
Snap on end stop, mounting on asymmetrical DIN 1 rail	grey	BAEH	12 mm	1SNA **116 934** R**04**00		

Tall end stop BAMH

Characteristics

Multi-rail end stop of V2 or V0 polyamide equipped with 2 blocking screws allows mounting on PR1, PR3, PR4 and PR5 (DIN 1, DIN 3) rails.
Suitable for double deck blocks.
Recommended screwdriver : DIA. 5,5 mm *.217"*
Recommended torque : Min. 0,8 mN - Max. 1 mN *Min. 7.1 lb.in - Max. 8.9 lb.in*
Thickness : 9,1 mm *.358"*

Selection

Description		Type		Order P/N	Packaging	Weight kg
Multi-rail end stop	grey	BAMH	9,1 mm	1SNA **114 836** R**00**00		
Multi-rail end stop	beige	BAMH	9,1 mm	1SNA **194 836** R**01**00		

Accessories

Marker-holder snapped on end stop (no marker included)	PEB	35 x 17 mm	1SNA **113 077** R**11**00	
Strip of 7 markers for PEB, to be printed with AMS500	PIB3	35 x 17 mm	1SNA **235 462** R**22**00	
Marker for PEB, white marking on black background	PIB	35 x 17 mm	1SNA **173 812** R**13**00	
Protection for PIB... marker	EPR1		1SNA **178 431** R**22**00	
PEB marker holder with marker to be written by hand or marking system, protection included	PEBM		1SNA **113 084** R**01**00	
Horizontal marker-holder, slide mouting on top of end stop	PEH		1SNA **163 211** R**26**00	
Card of 120 blank precut markers for PEH	RPEH	40 x 5 mm	1SNA **163 007** R**26**00	
Card of 100 markers for vertical marking	RC810 RC1010 RPA	8 mm 10 mm	see marking section	

End stops

BADRL

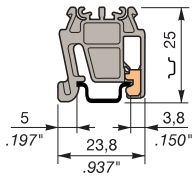

BADRL

Characteristics

End stop of V0 grey polyamide snaps on DIN 2 rail, automatically maintained in place with metal grips.
To reposition, do not slide on the rail. Withdraw and snap again (screwdriver DIA. 4 mm *.157*" max.)

Thickness : 6,5 mm *.256*"

Selection

Description	Type		Order P/N	Packaging	Weight kg
Screwless snap on end stop grey (same colour as spring, ADO System® and ATEX blocks) ☐	BADRL	6,5 mm	1SNA **199 420** R**21**00		

BAR

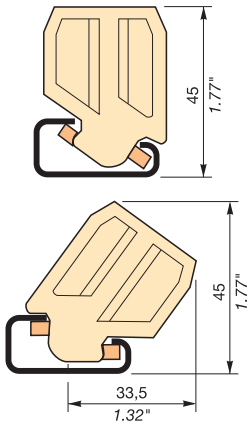

BAR

Characteristics

Reversible end stop of grey or beige polyamide with blocking bracket. To be mounted verticallyor at 30°, on PR1 rail only.

Thickness : 10 mm *.394*"

Selection

Description	Type		Order P/N	Packaging	Weight kg
End stop					
grey ☐	BAR	10 mm	1SNA **164 338** R**06**00		
beige (same colour as railway blocks) ☐	BAR	10 mm	1SNA **164 519** R**24**00		

Accessories

Marker-holder snapped on end stop (no marker included)	PEB	35 x 17 mm	1SNA **113 077** R**11**00		
Strip of 7 markers for PEB, to be printed with AMS500	PIB3	35 x 17 mm	1SNA **235 462** R**22**00		
Marker for PEB, white marking on black background	PIB	35 x 17 mm	1SNA **173 812** R**13**00		
Protection for PIB... marker	EPR1		1SNA **178 431** R**22**00		
Markers	RC610 (2) RPA (1)	6 mm	see marking section		

(1) BAR only
(2) BADRL only

PIB...

RPA

Circuit separators
Separator end sections

Product	Type	Order P/N

Possibility of marking, by the user, on the back of the separator.
For blocks : **M 4/6** except **D** and **G**
M 6/8 - M 10/10
M 4/6.H
M 1,5/6.HH and **ADV**
Width : 51 mm *2.01*"
Thickness : 2 mm *.079*"

Separator end section	grey ☐	**SCF61**	1SNA **114 202** R**2**500

For **M 4/6.D** block only. Extends 2 mm *.079*" around the block.

Height : ⌐ 61,5 mm *2.42*"
⌐ 69 mm *2.72*"
⌐ 66,5 mm *2.62*"
Thickness : 1 mm *.039*"

Separator end section	grey ☐	**SCF6D**	1SNA **118 495** R**17**00

SCFD

SCD

Only for **NTLP** blocks.
(1) With cut-out for busbar passage. Snapped on **PR3**, **PR4** and **PR5** rails. Extends 3 mm *.12*" around the block excepting on top.
(2) Snapped onto the extremity of the BJM62 connector bars before they are mounted on the blocks.

Thickness (1) : 1,5 mm *.059*"

Separator end section	grey ☐	**SCFD** (1)	1SNA **114 117** R**07**00
Circuit separator	white ☐	**SCD** (2)	1SNA **103 189** R**26**00

For spring blocks.

Thickness : 2,5 mm *.098*"

Separator end section	grey ☐	**SCD5.2L**	1SNA **291 351** R**03**00
	orange ☐	**SCD5.2L**	1SNA **291 352** R**04**00
	orange ☐	**SCD5.3L**	1SNA **291 362** R**06**00
	orange ☐	**SCD5.4L**	1SNA **291 372** R**00**00

SCM...

The **SCM** separator snaps onto the top of the open terminal blocks, once the terminal board is assembled. It does not increase the thickness of the blocks but extends 8 mm *.315*" on top.
For blocks : **MA 2,5/5** (1)
MA 2,5/5.D (2)
M 1,5/6.HH and **ADV** blocks, **M 4/6**, **M 6/8**, **M 10/10**, **M 16/12** (3)
M 4/6.D (4)
ADO System® blocks (5)

Circuit separator	grey ☐	**SCMA5** (1)	1SNA **116 728** R**25**00
	grey ☐	**SCMA5D** (2)	1SNA **116 720** R**21**00
	grey ☐	**SCM6** (3)	1SNA **113 003** R**10**00
	orange ☐	**SCM6** (3)	1SNA **103 233** R**21**00
	grey ☐	**SCM6D** (4)	1SNA **113 482** R**05**00
	grey ☐	**SCAD** (5)	1SNA **196 896** R**00**00

Product	Type	Order P/N

With possibility of mounting a protective cover **CPM**, and a marker-holder **PEP**. Extends 5 mm *.20*" on sides of the block and 11,5 mm *.45*" on top (1).
For blocks : **MA 2,5/5** (1)
M 4/6 except **D** and **G** (1) (2)
M 6/8 - M 10/10 (1) (2)
M 4/6.H (1)
Height : ⌐ 59,5 mm *2.34*"
⌐ 67 mm *2.64*"
⌐ 64,5 mm *2.54*"
Width : 51 mm *2.01*"
Thickness : 3 mm *.118*"

(1) For **SCF6**, snapped on block
(2) For **SCFM6**, mounting on PR1, PR4 and PR5 rails

Separator end section	grey ☐	**SCF6**	1SNA **118 707** R**03**00
	blue ☐	**SCF6**	1SNA **128 707** R**05**00
	grey ☐	**SCFM6**	1SNA **114 825** R**05**00



With possibility of mounting a protective cover **CPM**, and a marker-holder **PEP**. Extends 5 mm *.20*" on sides of the block and 11,5 mm *.45*" on top.
For blocks : **M 4/6.G** (1)
M 16/12 (2)
M 35/16 (3)
M 70/22 (4)
M 6/8.ST(5)

Thickness : 3 mm *.118*"

Separator end section	grey ☐	**SCF6G** (1)	1SNA **113 075** R**17**00
	grey ☐	**SCF12** (2)	1SNA **113 102** R**10**00
	grey ☐	**SCF22** (4)	1SNA **113 851** R**16**00
	grey ☐	**SCFT2** (5)	1SNA **114 522** R**05**00

With possibility of mounting a protective cover **CPM**, and a marker-holder **PEP**. Snap on mounting on PR1, PR3, PR4 and PR5. This separator does not replace an end section which must be used on the block.
For blocks : **M 6/9.EE**
M 6/12.FF
Thickness : 1 mm *.039*"

Separator end section	white ☐	**SCF9**	1SNA **103 672** R**01**00

Universal separator for use with terminal blocks, with possibility of mounting one or two protective covers **CPM** side by side. Snap on mounting on PR1, PR3, PR4 and PR5 rails.
Height : ⌐ 63 mm *2.48*"
⌐ 70,5 mm *2.78*"
⌐ 68 mm *2.68*"
Width : 77,5 mm *3.05*"
Thickness : 1 mm *.039*"

Separator end section	grey ☐	**SCFT1***	1SNA **103 588** R**26**00

Accessories :

CPM + RTC

CPM cover protects the user from accidental touch on live circuits. It is clipped onto the end sections (**FE**), onto the intermediate sections (**FJ**) and onto the **SCF, SCFT** or **SCFM** separators. It can also be used for marking the terminal unit by means of a blank strip **RTC**, which slides into the cover.

CPM width : 32 mm *1.26*"
CPM length : 500 mm *19.70*"
RTC width : 20 mm *.79*"
RTC length : 1 m *39*"

Protective cover	clear	**CPM**	1SNA **187 312** R**14**00
	beige ☐		1SNA **197 312** R**16**00
Top marking strip for CPM		**RTC**	1SNA **163 156** R**27**00
Marker holder		**PEP**	1SNA **113 762** R**24**00

PEP

This marker holder snaps on separator end sections **SCF** or **SCFM** and on the **ECP** and **ECS** power blocks' partitions.
It can receive 1 label **RC610.**
***Note : Not to be mounted on SCFT1 separator end section.**

Circuit separators
Separator end sections (cont.)

Product	Type	Order P/N

SCFCV + CPV

With possibility of mounting a protective cover **CPV**, and a marker-holder **PEP**. Snap on mounting on PR1, PR3, PR4 and PR5 rails.
For blocks :
MA 2,5/5 - M 4/6 - M 6/8 - M 10/10 - M 16/12 - M 35/16 (1)
M 6/8.STA - M 6/8.SF (2)
M 70/22 - M 10/12.SF - MB 10/24.SF - MB 25/30.SF - MU 10/13 - M 10/13.TSF (3)
M 6/8.ST (4)
Thickness : 3 mm *.118"*

Separator end section	grey	**SCFCV1-2** (1)	1SNA **116 795** R**11**00
	grey	**SCFCV3** (2)	1SNA **116 796** R**12**00
	grey	**SCFCV4** (3)	1SNA **116 797** R**13**00
	grey	**SCFCV5** (4)	1SNA **116 798** R**24**00

Accessories :

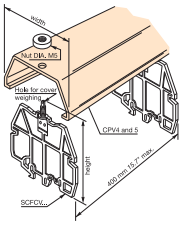

Protective cover of transparent PVC, length 1 m 3'3" (39") approx. For cover mounting, place a separator end section **SCFCV** every 400 mm approx., at terminal assembly extremities. It can also be used for marking the terminal unit by means of a blank marker strip **RTC**, which sticks under the cover.
RTC width : 20 mm *.79"*
RTC length : 1 m *39"*

Separator	Cover	Width	Height
SCFCV1-2	**CPV1-2**	73 mm *2.87"*	66 mm *2.62"*
			74 mm *2.91"*
			72 mm *2.83"*
SCFCV3	**CPV3**	85 mm *3.35"*	68,5 mm *2.70"*
			76 mm *2.99"*
			74 mm *2.91"*
SCFCV4	**CPV4-S**	104 mm *4.09"*	90 mm *3.54"*
			98 mm *3.85"*
			96 mm *3.78"*
SCFCV5	**CPV4-S**	104 mm *4.09"*	72 mm *2.83"*
			79,5 mm *3.13"*
			77,5 mm *3.05"*

Protective cover	clear	**CPV1-2**	1SNA **176 816** R**12**00
	clear	**CPV3**	1SNA **176 817** R**13**00
	clear	**CPV4-5**	1SNA **176 791** R**21**00
Top marking strip		**RTC**	1SNA **163 156** R**27**00
Marker holder		**PEP**	1SNA **113 762** R**24**00

PEP

This marker holder snaps on separator end section **SCFCV**.
It can receive 1 label **RC610.**

Product	Type	Order P/N

Jumper bars for screw clamp and ADO System® terminal blocks

BJMI5 - BJMI6 - BJMI8

IP20 assembled screw jumper bars

Fractionable model, composed of captive screws on a jumper bar system, with IP20 protection touchproof. This accessory can be used for connecting consecutive blocks only.

Max. recommended torque : 0,6 Nm

Selection

Description	Type	Order P/N	Packaging	Weight kg
IP20 jumper bar for blocks MA 2,5/5				
24 A - 2 poles	BJMI5	1SNA **176 278** R**16**00		
24 A - 3 poles	BJMI5	1SNA **176 279** R**17**00		
24 A - 4 poles	BJMI5	1SNA **176 280** R**05**00		
24 A - 5 poles	BJMI5	1SNA **176 281** R**22**00		
24 A - 10 poles	BJMI5	1SNA **176 282** R**23**00		
IP20 jumper bar for blocks M 4/6				
32 A - 2 poles	BJMI6	1SNA **176 663** R**00**00		
32 A - 3 poles	BJMI6	1SNA **176 664** R**01**00		
32 A - 4 poles	BJMI6	1SNA **176 665** R**02**00		
32 A - 5 poles	BJMI6	1SNA **176 666** R**03**00		
32 A - 10 poles	BJMI6	1SNA **176 667** R**04**00		
IP20 jumper bar for blocks M 6/8				
41 A - 2 poles	BJMI8	1SNA **176 669** R**16**00		
41 A - 3 poles	BJMI8	1SNA **176 670** R**13**00		
41 A - 4 poles	BJMI8	1SNA **176 671** R**00**00		
41 A - 5 poles	BJMI8	1SNA **176 672** R**01**00		
41 A - 10 poles	BJMI8	1SNA **176 673** R**02**00		

Simplified model, composed of a bar prepunched to the spacing of the blocks, and of captive screws and spacers. This accessory can be used for connecting blocks which are consecutive or not : in this case remove the screw and spacer which are not required.

Max. recommended torque : 0,6 Nm
except for **BJMI16** : 1,2 Nm

Selection

Description	Type	Order P/N	Packaging	Weight kg
IP20 jumper bar for blocks MA 2,5/5.D				
24 A - 2 poles	BJMI5D	1SNA **176 736** R**21**00		
24 A - 3 poles	BJMI5D	1SNA **176 737** R**22**00		
24 A - 4 poles	BJMI5D	1SNA **176 738** R**03**00		
24 A - 5 poles	BJMI5D	1SNA **176 739** R**04**00		
24 A - 10 poles	BJMI5D	1SNA **176 740** R**11**00		
IP20 jumper bar for blocks M 4/6.D				
32 A - 2 poles	BJMI6D	1SNA **179 668** R**20**00		
32 A - 3 poles	BJMI6D	1SNA **179 669** R**21**00		
32 A - 4 poles	BJMI6D	1SNA **179 670** R**26**00		
32 A - 5 poles	BJMI6D	1SNA **179 671** R**13**00		
32 A - 10 poles	BJMI6D	1SNA **179 672** R**14**00		
IP20 jumper bar for blocks M 10/10				
57 A - 2 poles	BJMI10	1SNA **176 675** R**04**00		
57 A - 3 poles	BJMI10	1SNA **176 676** R**05**00		
57 A - 4 poles	BJMI10	1SNA **176 677** R**06**00		
57 A - 5 poles	BJMI10	1SNA **176 678** R**17**00		
57 A - 10 poles	BJMI10	1SNA **176 679** R**10**00		
IP20 jumper bar for blocks M 16/12				
76 A - 2 poles	BJMI12	1SNA **179 626** R**06**00		
76 A - 3 poles	BJMI12	1SNA **179 628** R**10**00		
76 A - 4 poles	BJMI12	1SNA **179 629** R**11**00		
76 A - 5 poles	BJMI12	1SNA **179 630** R**16**00		
76 A - 10 poles	BJMI12	1SNA **179 631** R**03**00		
IP20 jumper bar for blocks M 35/16				
110 A - 2 poles	BJMI16	1SNA **206 217** R**00**00		
110 A - 3 poles	BJMI16	1SNA **206 218** R**11**00		
110 A - 4 poles	BJMI16	1SNA **206 219** R**12**00		
110 A - 5 poles	BJMI16	1SNA **206 220** R**17**00		
110 A - 10 poles	BJMI16	1SNA **206 221** R**04**00		

BJMI5D - BJMI6D - BJMI10 - BJMI12 - BJMI16

Jumper bars for screw clamp and ADO System® terminal blocks

Subassembly
screw + washer + post

Perforated jumper bar
to be cut to length



Jumper bar assembly, protective cover included

Protective cover

Not assembled screw jumper bars

To connect terminal blocks, place the metal tube into the top center hole on each terminal block to be connected. The metal tube contacts the terminal block's internal connector bar. The perforated bar is cut to length and placed flat along the center opening of the series of terminal blocks. The screw is inserted into the perforated bar's hole which is located directly above the blocks being connected. The screw goes through the threaded metal tube and is screwed into the terminal block's internal connector bar. This completes the electrical connection to the perforated bar and connects the block.
Max. recommended torque : 0,6 Nm

Selection

Description	Type		Order P/N	Packaging	Weight kg
Post + screw + washer for blocks MA 2,5/5 and DR 1,5/5	EV5		1SNA **168 629** R**16**00		
Perforated jumper bar for blocks MA 2,5/5 and DR 1,5/5	BJS5	20 poles - 24 A	1SNA **177 652** R**06**00		
Post + screw + washer for block MA 2,5/5.D	EV5D		1SNA **176 260** R**10**00		
Jumper bar for block MA 2,5/5.D	BJS5D	20 poles - 24 A	1SNA **177 651** R**05**00		
Insulated post + screw + washer for block M 4/6	EV6I		1SNA **206 394** R**02**00		
Jumper bar for block M 4/6	BJS6	20 poles - 32 A	1SNA **174 784** R**20**00		
Post + screw + washer for blocks M 4/6.D and MD 2,5/6...	EV6D		1SNA **168 400** R**16**00		
Perforated jumper bar for blocks M 4/6.D and MD 2,5/6...	BJS61	10 poles - 32 A	1SNA **168 485** R**27**00		
Post + screw + washer for block DR 4/6	EVDR6		1SNA **168 399** R**10**00		
Jumper bar for block DR 4/6	BJS62D	10 poles - 24 A	1SNA **167 601** R**02**00		
Post + screw + washer for block M 6/8.ST	EV8S		1SNA **168 401** R**03**00		
Post + screw + washer for block M 4/8.D2.SF...J	VSJ11		1SNA **163 394** R**26**00		
Perforated jumper bar for blocks M 6/8 - M 6/8.ST - M 4/8.D5.SF...J	BJS8	20 poles - 41 A	1SNA **174 789** R**05**00		
Jumper bar for block M 6/9.EE	BJS9,5	10 poles - 41 A	1SNA **173 819** R**22**00		
Jumper bar for block M 10/10	BJS10	20 poles - 57 A	1SNA **177 654** R**00**00		
Post + screw + washer for block M 16/12	EV12		1SNA **168 664** R**11**00		
Screw for block MB 10/12.SF			1SNA **163 574** R**22**00		
Washer for block MB 10/12.SF			1SNA **163 633** R**25**00		
Perforated jumper bar for blocks M 16/12 and MB 10/12.SF	BJS12	20 poles - 57 A	1SNA **177 653** R**07**00		
Jumper bar for block M 6/12.FF	BJS12,5	10 poles - 41 A	1SNA **174 396** R**23**00		
Jumper bar for block M 6/13.FF	BJS13	10 poles - 125 A	1SNA **167 224** R**27**00		
Screw for block ML 10/13.SF			1SNA **163 394** R**26**00		
Washer for block ML 10/13.SF			1SNA **168 783** R**01**00		
Jumper bar for block ML 10/13.SF	BJS131	10 poles - 57 A	1SNA **175 991** R**11**00		
Post + screw + washer for block M 35/16	EV16		1SNA **179 627** R**07**00		
Jumper bar for block M 35/16	BJS16	10 poles - 125 A	1SNA **168 238** R**16**00		
Screw for block M 70/22			1SNA **173 320** R**01**00		
Washer for block M 70/22			1SNA **173 331** R**20**00		
Jumper bar for block M 70/22	BJS22	10 poles - 192 A	1SNA **173 319** R**04**00		
Screw for block MB 10/24.SF			1SNA **163 607** R**04**00		
Jumper bar for block MB 10/24.SF	BJS24	10 poles - 30 A	1SNA **167 856** R**21**00		
Post + screw + washer for block M 95/26	VSJ51		1SNA **173 320** R**01**00		
Washer for block M 95/26			1SNA **173 331** R**20**00		
Jumper bar for block M 95/26	BJS261	10 poles - 232 A	1SNA **177 511** R**11**00		

Screw jumper bars for alternated jumping

This accessory permits the interconnection of consecutive or non-consecutive blocks. For this, detach the studs manually where connection is not required. The use of two bars permits alternated jumping. A captive screw is mounted on each stud. This jumper bar is delivered with a protective cover snapped onto the top of the block, assuring touch proof protection.
Note : At each extremity of the jumpers the assembly must be insulated. For this, use either a closed block or a circuit separator **SC**.

Selection

Jumper bar assembly for blocks with 5 mm .200'' spacing	10 poles	BJA5	24 A	1SNA **205 021** R**26**00	
	30 poles	BJA5	24 A	1SNA **205 197** R**24**00	
Jumper bar assembly for blocks with 6 mm .238'' spacing	10 poles	BJA6	35 A	1SNA **116 541** R**12**00	
	30 poles	BJA6	35 A	1SNA **116 589** R**13**00	
Protective cover alone	10 poles				
for BJA5	grey ■			1SNA **119 847** R**20**00	
for BJA6	grey ■			1SNA **116 508** R**22**00	
	white □			1SNA **103 819** R**25**00	

Jumper bars for screw clamp and ADO System® terminal blocks

Universal screw jumper bars

This accessory permits the interconnection of two consecutive blocks with different spacings.

Spacing of block 6 corresponds to **M 4/6** and its derivatives.
Spacing of block 6,5 corresponds to **M 4/6,5** and its derivatives.
Spacing of block 8 corresponds to **M 6/8** and its derivatives.
Spacing of block 10 corresponds to **M 10/10** and its derivatives.
Spacing of block 12 corresponds to **M 16/12** and its derivatives.
Spacing of block 16 corresponds to **M 35/16** and its derivatives.
Max. recommended torque : 0,6 Nm

			IV	IV	8
		V	IV	IV	10
	III	III	III	III	12
II	I	I	I	I	16
12	10	8	6.5	6	Spacing of block B
Spacing of block A					

BJDP1
BJDP2

BJDP1 and BJDP2 Selection

It is composed of : 2 posts, 2 screws, 2 washers, 1 connector plate.

Description	Type		Order P/N	Packaging	Weight kg
Jumper bar kit N° I	BJDP1	50 A	1SNA **179 623** R**03**00		
Jumper bar kit N° II	BJDP2	95 A	1SNA **179 624** R**04**00		

BJDP3
BJDP4
BJDP5

BJDP3, BJDP4 and BJDP5 Selection

It is composed of : 2 posts, 2 screws, 1 connector plate.

Description	Type		Order P/N	Packaging	Weight kg
Jumper bar kit N° III	BJDP3	70 A	1SNA **179 625** R**05**00		
Jumper bar kit N° IV	BJDP4	50 A	1SNA **174 781** R**25**00		
Jumper bar kit N° V	BJDP5	50 A	1SNA **174 782** R**26**00		

Jumper bars for screw clamp and ADO System® terminal blocks

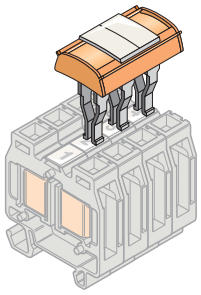

BJADO...

Screwless jumper bars for ADO System® blocks and miniblocks with 5 or 6 mm spacing only

This accessory permits the interconnection of consecutive or non-consecutive blocks. For this, detach the studs manually where connection is not required. Thanks to its flexible connection system, the contact is made by a simple insertion into the ADO jaw. 2 wire connection remains permitted. Protection : NEMA 1 - Marking with **RCT 610** and **RCT 810** markers.

* Important : It is necessary to remove the jumper bar to work on the wiring.

Selection

Description		Type		Order P/N	Packaging	Weight kg
Screwless jumper bar for blocks with						
5 mm *.200''* spacing	2 poles	BJADO5.2	13,5 A	1SNA **205 955** R**03**00		
	3 poles	BJADO5.3	13,5 A	1SNA **205 956** R**04**00		
	4 poles	BJADO5.4	13,5 A	1SNA **205 957** R**05**00		
	5 poles	BJADO5.5	13,5 A	1SNA **205 958** R**16**00		
	10 poles	BJADO5.10	13,5 A	1SNA **205 963** R**03**00		
	20 poles	BJADO5.20	13,5 A	1SNA **205 973** R**05**00		
Screwless jumper bar for blocks with						
6 mm *.238''* spacing	2 poles	BJADO6.2	17,5 A	1SNA **205 974** R**06**00		
	3 poles	BJADO6.3	17,5 A	1SNA **205 975** R**07**00		
	4 poles	BJADO6.4	17,5 A	1SNA **205 976** R**00**00		
	5 poles	BJADO6.5	17,5 A	1SNA **205 977** R**01**00		
	10 poles	BJADO6.10	17,5 A	1SNA **205 982** R**27**00		
	20 poles	BJADO6.20	17,5 A	1SNA **205 992** R**21**00		

Jumper bars for spring blocks

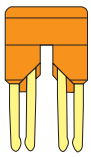

BJDL5.2

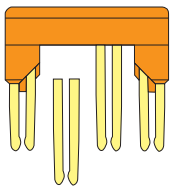

BJDL5.4 + remove manualy
(by successive folding)
the unused metal pin

BJDL... jumper bar for spring blocks with the same spacing

This accessory allows to connect two blocks next to each other or not. For this, remove manualy the unconnected metal pins by folding them several times. Identification of cut pins is possible.
This flexible connecting system allows contact by simple insertion.

Selection

Description	Type		Order P/N	Packaging	Weight kg
Jumper bar for spring blocks with 5 mm *.200''* spacing 10 poles	BJDL5.10		1SNA **291 110** R**26**00		
Jumper bar for spring blocks with 6 mm *.238''* spacing 5 poles	BJDL6.5		1SNA **291 195** R**10**00		
Jumper bar for spring blocks with 8 mm *.315''* spacing 5 poles	BJDL8.5		1SNA **291 145** R**25**00		
Jumper bar for spring blocks with 10 mm *.400''* spacing 5 poles	BJDL10.5	24 A	1SNA **291 325** R**21**00		
Jumper bar for spring blocks with 10 mm *.400''* spacing 5 poles	BJDL1.10.5	57 A	1SNA **291 478** R**03**00		

Example :

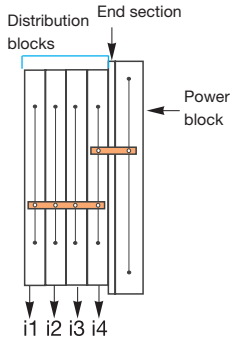

I = i1 + i2 + i3 + i4 < Imax shunt

BJDPL... jumper bar for spring blocks with different spacings

This accessory allows the connection of 2 spring terminal blocks with different spacings to each other (spacing 5 and 6 mm, 6 and 8 mm, 5 and 8 mm). It is not necessary to use a spring block with an additional spring to jump with a wire, but it is necessary to use an end section between the interconnected blocks, whatever the mounting direction of the blocks may be. These jumper bars and both slots for jumper bars permit current distribution (see ''Example'' drawing).

Selection

Input block	Output block	Type	Order P/N	Current max.
6 mm *.238''* spacing	5 mm *.200''* spacing	BJDPL5.6	1SNA **291 150** R**06**00	24 A
8 mm *.315''* spacing	5 mm *.200''* spacing	BJDPL5.8	1SNA **291 160** R**00**00	24 A
	6 mm *.238''* spacing	BJDPL6.8	1SNA **291 170** R**02**00	32 A
10 mm *.400''* spacing	5 mm *.200''* spacing	BJDPL5.10	1SNA **291 480** R**22**00	24 A
	6 mm *.238''* spacing	BJDPL6.10	1SNA **291 482** R**10**00	32 A
	8 mm *.315''* spacing	BJDPL8.10	1SNA **291 484** R**12**00	41 A
12 mm *.473''* spacing	6 mm *.238''* spacing	BJDPL6.12	1SNA **399 613** R**06**00	32 A

BJHS distribution bars for railway terminal blocks

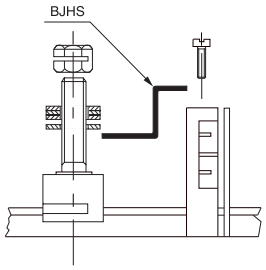

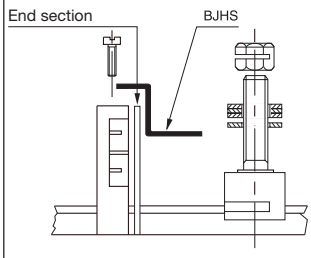

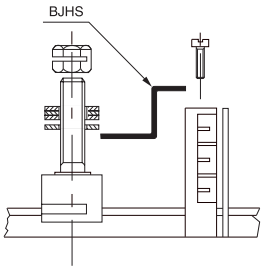

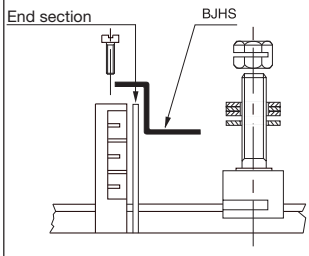

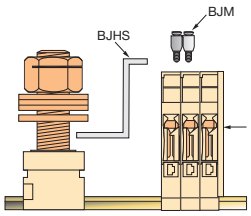

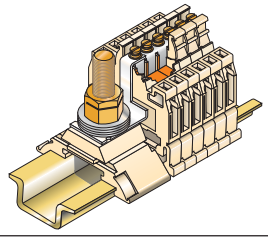

BJHS

Characteristics

Jumper bar to be sawing divided for transversal interconnection between several terminal blocks.

Selection

Description	Type	Order P/N	Packaging	Weight kg
Connexion between one 16 mm block with M6 stud and one 8 mm block for quick connect tabs				
Assembly 1: left end stud block	BJHS-ENT7192	1SNA **178 803** R**00**00		
Assembly 1: right end stud block	BJHS-ENT7193	1SNA **178 802** R**07**00		

Accessories

Closing plate	FEH3	th. 1 mm	1SNA **198 352** R**07**00		
Screw for BJHS	VSJ6		1SNA **167 735** R**27**00		
Washer for VSJ	RDJ6		1SNA **173 241** R**06**00		

Selection

Description	Type	Order P/N	Packaging	Weight kg
Connexion between one M6, M8 or M10 stud block and one type HD 2.5/6.3... longitudinal tongued block				
Assembly 1: left end stud block	BJHS	1SNA **179 782** R**03**00		
Assembly 1: right end stud block	BJHS	1SNA **179 781** R**02**00		

Accessories

Closing plate	FEHD2	th. 1 mm	1SNA **168 949** R**17**00		
Screw for BJHS	VSJ6		1SNA **167 735** R**27**00		
Washer for VSJ	RDJ6		1SNA **173 241** R**06**00		

Selection

Description	Type	Order P/N	Packaging	Weight kg
Connexion between one M6, M8 or M10 stud block and one NF ADO System® terminal block				
Assembly : left end stud block	BJHS	1SNA **206 539** R**03**00		

BJH jumper bars for railway terminal blocks

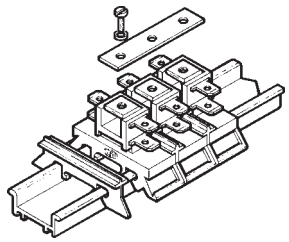

Characteristics

Perforated bar, which can be cut by sawing, for making transverse connections between two or more identical terminal blocks.

Selection

Description		Type		Order P/N	Packaging	Weight kg
Jumper bar for blocks with quick connect	Spacing 6 mm	BJS61	2 poles	1SNA **168 481** R**23**00		
		BJS61	3 poles	1SNA **168 482** R**24**00		
		BJS61	4 poles	1SNA **168 483** R**25**00		
		BJS61	5 poles	1SNA **168 484** R**26**00		
		BJS61	10 poles	1SNA **168 485** R**27**00		
Jumper bar for blocks with quick connect	Spacing 7 mm	BJH7	2 poles	1SNA **168 486** R**20**00		
		BJH7	3 poles	1SNA **168 487** R**21**00		
		BJH7	10 poles	1SNA **168 490** R**00**00		
Jumper bar for blocks with quick connect	Spacing 8 mm	BJH8	2 poles	1SNA **168 456** R**01**00		
		BJH8	3 poles	1SNA **168 457** R**02**00		
		BJH8	4 poles	1SNA **168 458** R**13**00		
		BJH8	5 poles	1SNA **168 459** R**14**00		
		BJH8	10 poles	1SNA **168 356** R**14**00		
Jumper bar for blocks with quick connect	Spacing 9 mm	BJH9	2 poles	1SNA **168 460** R**11**00		
		BJH9	3 poles	1SNA **168 461** R**06**00		
		BJH9	4 poles	1SNA **168 462** R**07**00		
		BJH9	5 poles	1SNA **168 463** R**00**00		
		BJH9	10 poles	1SNA **168 357** R**15**00		
Jumper bar for blocks with quick connect	Sp. 11,2 mm	BJH11	10 poles	1SNA **164 562** R**27**00		
Jumper bar for blocks with quick connect	Sp. 13,2 mm	BJH13	10 poles	1SNA **163 556** R**20**00		

For quick connect blocks, a sub-assembly must be used: screw plus washer to connect the jumper bar onto the required block.

Accessories

		Order P/N	Packaging	Weight kg
Screw for HD type blocks	VSJ6	1SNA **167 735** R**27**00		
Washer for HD type blocks	RDJ6	1SNA **173 241** R**06**00		
Screw for H type blocks	VSJ11	1SNA **163 394** R**26**00		
Washer for H type blocks	RDJ11	1SNA **168 783** R**01**00		

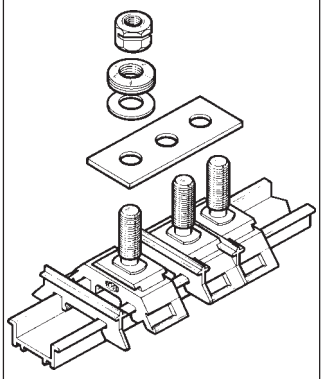

For stud blocks, the jumper bar is fitted under the washer and the nut of each block to be shunted.

Selection

Description		Type		Order P/N	Packaging	Weight kg
Jumper bar for stud block	Spacing 13,2 mm	BJH131	10 poles	1SNA **163 468** R**00**00		
Jumper bar for stud block	Spacing 13 mm	BJS13	10 poles	1SNA **167 224** R**27**00		
Jumper bar for stud block	Spacing 14 mm	BJH14	2 poles	1SNA **173 438** R**24**00		
		BJH14	3 poles	1SNA **173 439** R**25**00		
		BJH14	4 poles	1SNA **173 441** R**27**00		
		BJH14	5 poles	1SNA **173 449** R**07**00		
		BJH14	10 poles	1SNA **173 451** R**21**00		
Jumper bar for stud block	Spacing 17,2 mm	BJH17	10 poles	1SNA **163 475** R**27**00		
Jumper bar for stud block	Spacing 18,2 mm	BJH18	2 poles	1SNA **173 452** R**22**00		
			3 poles	1SNA **173 453** R**23**00		
			4 poles	1SNA **173 454** R**24**00		
			5 poles	1SNA **173 460** R**06**00		
			10 poles	1SNA **173 461** R**23**00		
Jumper bar for stud block	Spacing 23,2 mm	BJH23	10 poles	1SNA **163 476** R**20**00		

For H type stud block, an IN spacer is necessary in order to ensure insulation between the jumper bar and the rail.

Accessories

			Order P/N	Packaging	Weight kg
Spacer 1,2 mm		INH1	1SNA **193 474** R**15**00		
Spacer 1,2 mm	yellow ☐	INH1	1SNA **199 396** R**25**00		
Spacer 4 mm		INH3	1SNA **199 394** R**23**00		

Test connectors

For screw clamp blocks ⌴ ⌴ DIN 1-3
For spring blocks ⌴ ⌴ DIN 1-3

Test connector CEV...

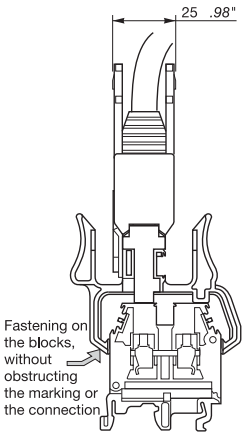

Unit connector
Simple test connector (1 pole) supplied with a 2 meters (*6.6 Ft.*) long wire.

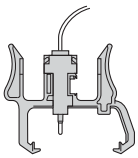

Test connector CEL...

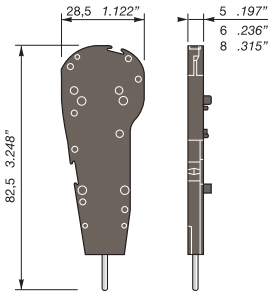

CEV... test connectors for screw clamp blocks

Characteristics		IEC NFC VDE	UL	CSA
Wire size mm²	Rigid			
	Flexible	0.5(1) - 0,34		
Voltage	V	250 (2)		
Current	A	2		
Short circuit current (M 4/6.PI)	A / s			
Rated wire size	mm² / AWG			
Wire stripping length	mm / inches			
Recommended torque	Nm / lb.in			

(1) For CEV 6.1 only
(2) For low voltages (<24 V) take a typical contact resistance of 50 mW into account.

To perform simple tests quickly :
This connector completes the range of modular connectors to mount on terminal strips. It is supplied ready for use, without any modification of the terminal strip :
The contact is made on the wire-clamp screw heads.
Fastening is performed on the terminal block wire inputs.
These connectors are supplied connected with 2 meters (*6.6 Ft.*) long wires, size 0,34 mm² (22 AWG). Standard 1 pole and 10 pole models are kept in stock. However, on request, 4 to 15 pole models are available.

Selection

Description		Type		Order P/N	Packaging	Weight kg
Unit connector 1 pole	grey ☐	CEV 6.1		1SNA **115 544** R**14**00		
Test connector 10 poles	grey ☐	CEV 6.10	6 mm	1SNA **115 573** R**11**00		
Test connector 10 poles	grey ☐	CEV 8.10	8 mm	1SNA **115 574** R**12**00		
Test connector 10 poles	grey ☐	CEV 10.10	10 mm	1SNA **115 652** R**20**00		

CEL... test connectors for spring blocks

Characteristics		IEC NFC VDE	UL	CSA
Wire size mm²	Rigid	0.2 - 1,5		
	Flexible	0.22 - 1,5		
Voltage	V	(1)		
Current	A	6		
Short circuit current	A / s			
Rated wire size	mm² / AWG	0,5 mm²		
Wire stripping length	mm / inches	7 mm		
Recommended torque	Nm / lb.in	0.3 N.m		

(1) 250 V for CEL 1,5 and CEL 2,5
400 V for CEL 1,6
500 V for CEL 1,8

Selection

Description		Type	Order P/N	Packaging	Weight kg
Test connector for standard 5 mm spacing spring blocks	grey ☐	CEL 1.5	1SNA **400 262** R**14**00		
Test connector for standard 6 mm spacing spring blocks	grey ☐	CEL 1.6	1SNA **400 263** R**15**00		
Test connector for standard 8 mm spacing spring blocks	grey ☐	CEL 1.8	1SNA **400 264** R**16**00		
End module of connector	grey ☐	CEL 1.E	1SNA **400 265** R**17**00		
Test connector for angled 5 mm spacing spring blocks	grey ☐	CEL 2.5	1SNA **400 258** R**20**00		
End module of connector	grey ☐	CEL 2.E	1SNA **400 261** R**13**00		

Accessories

Markers	RC 55	see section on markers	

Test connectors

For ADO System® blocks

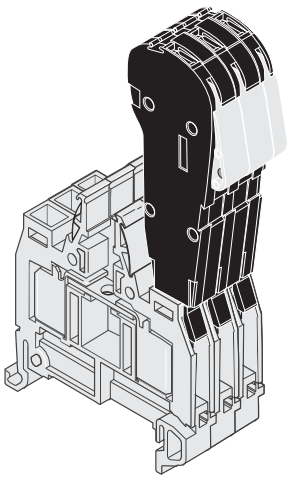

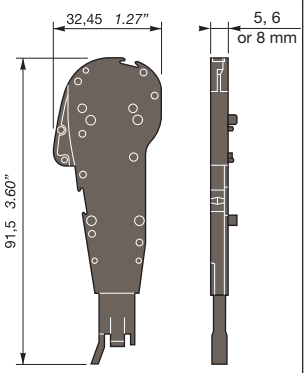

End module

This end module is the same for any unitary module
spacing : 5, 6, 7.62 or 8 mm.

Building a test connector

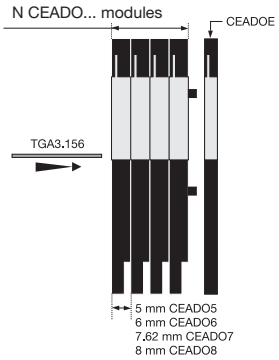

All modules joint together using dog points. A connector can be made of 20 poles max.
The assembly rod for levers (TGA3.156) cut at the convenient length is advised for connectors > 5 poles.

CEADO... test connectors for ADO System® blocks

Characteristics		IEC NFC VDE	UL	CSA
Wire size mm²	Rigid	0,2 - 0,75 mm²		
	Flexible	0,22 - 0,75 mm²		
Voltage	V	(1)		
Current	A	6 A		
Short circuit current (M 4/6.PI)	A / s			
Rated wire size	mm² / AWG			
Wire stripping length	mm / inches			
Recommended torque	Nm / lb.in			

(1) Rated voltage : 250 V for CEADO.5
400 V for CEADO.6
500 V for CEADO.8

To perform simple tests quickly :

This connector completes the range of modular connectors to be mounted on terminal block assembly.
Contact is made on top of the ADO jaw.
Hooking is made on the wire input of terminal blocks.
It can be achieved without modifying the assembly.

Selection

Description		Type		Order P/N	Packaging	Weight kg
Unit connector 1 pole	black ■	CEADO.5	5 mm	1SNA **399 345** R**11**00		
Unit connector 1 pole	black ■	CEADO.6	6 mm	1SNA **399 346** R**12**00		
Unit connector 1 pole	black ■	CEADO.7	7 mm	1SNA **399 347** R**13**00		
Unit connector 1 pole	black ■	CEADO.8	8 mm	1SNA **399 348** R**24**00		
End module	black ■	CEADOE		1SNA **399 341** R**15**00		

Accessories

Assembly rod for levers DIA. 3 mm	TGA3.156	156 mm	1SNA **206 277** R**14**00	
Markers	RC 55 RTM		see section on markers	

Test devices

Test plugs
Test sockets

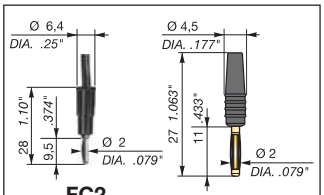

FC2 FC2.MC

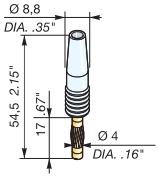

FC4

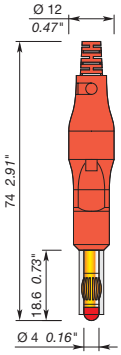

FC4-1

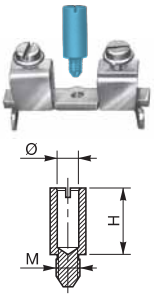

AL...

DCJ

FC... test plugs

These accessories, when used with measuring or control equipment, are used for trouble shooting or testing of a circuit, on the blocks equipped with a test socket or by use of a test device (for **FC2** only).

Selection

Description	Type	Order P/N	Packaging	Weight kg
Test plug DIA. 2 mm .079" - Soldered connection : 1 mm² max. - 18 AWG	**FC2**	1SNA **007 865 R26**00		
Test plug DIA. 2 mm .079" - Soldered connection : 1 mm² max. - 18 AWG	**FC2.MC**	1SNA **107 239 R03**00		
Test plug DIA. 4 mm .16" - Soldered connection : 1,5 mm² max. - 16 AWG	**FC4**	1SNA **167 860 R01**00		
Test plug DIA. 4 mm .16" - Soldered connection : 1,5 mm² max. - 16 AWG	**FC4-1**	1SNA **167 927 R10**00		

AL... test sockets

This accessory is screwed into the tapped holes of the connector bar of the terminal blocks. Some blocks are delivered socket mounted. This socket receives an **FC** test plug. The test sockets are characterized by their internal diameter.

Selection

Description	Type	Order P/N	Packaging	Weight kg
Test socket DIA. 2 mm .079" H = 12 mm .472" - M3 screw	**AL2**	1SNA **163 043 R21**00		
Test socket DIA. 2 mm .079" H = 11,7 mm .461" - M2,6 screw	**AL2**	1SNA **163 046 R24**00		
Test socket DIA. 2 mm .079" H = 8,5 mm .335" - M3 screw	**AL2**	1SNA **163 070 R00**00		
Test socket DIA. 2 mm .079" H = 9,6 mm .378" - M3 screw	**AL2**	1SNA **164 950 R00**00		
Test socket DIA. 2 mm .079" H = 8,5 mm .335" - M2,6 screw	**AL2**	1SNA **167 319 R06**00		
Test socket DIA. 3 mm .12" H = 9,5 mm .374" - M3 screw	**AL3**	1SNA **163 261 R00**00		
Test socket DIA. 4 mm .16" H = 12 mm .492" - M3 screw	**AL4-M3**	1SNA **206 721 R01**00		
Test socket DIA. 4 mm .16" H = 13,5 mm .492" - M4 screw	**AL4-M4**	1SNA **206 723 R03**00		
Test socket DIA. 4 mm .16" H = 17,5 mm .669" - M3 screw	**AL4-M3-R1**	1SNA **206 722 R02**00		

DC... test device on screw head

This patented device is mounted on the round screwdriver opening. It is used for trouble shooting, measuring and control for monitoring and repairing an installation, on blocks without a test socket. For this, the device receives an **FC2** test plug.

Selection

Description	Type	Order P/N	Packaging	Weight kg
Test device for blocks with 5 mm spacing green	**DCV**	1SNA **173 058 R02**00		
Test device for MA 2,5/5 blocks blue	**DCB**	1SNA **105 028 R21**00		
Test device for blocks with 6 mm spacing yellow	**DCJ**	1SNA **173 059 R03**00		
Test device for M4/6.D and MB 2,5/6 blocks grey	**DCG**	1SNA **163 218 R05**00		
Test device for blocks with 8 mm spacing orange	**DCO**	1SNA **173 060 R00**00		

Other accessories

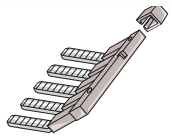

PC... + EIP

PC... + EIP comb-type jumper bar + insulating tip

This accessory can be used only on the terminal blocks with at least one compression clamp connection. It permits the electrical connection of 2 to 10 blocks.
Interconnection of non-consecutive blocks is possible by removing the teeth opposite the blocks which must not be connected. The comb-type jumper bars can be cut using pliers (or a saw) : in this case, the use of an insulating tip **EIP** is recommended where possible ; otherwise, use an **SCF** separator or **FE** end section between two series of interconnected blocks, in order to preserve insulation. The comb is placed in the compression clamp before tightening the screws, above the eventual conductor.

Selection

	Insulating tip for comb		Comb-type jumper bar			
To be mounted on blocks	**Type**	**Order P/N**	**Nb of poles**	**Type**	**Order P/N**	**Current**
MA 2,5/5... MA 2,5/5.D...	EIP	1SNA **113 550** R**24**00	2 10	PC5 PC5	1SNA **113 542** R**10**00 1SNA **113 544** R**12**00	30 A 30 A
DR 1,5/5...			10	PC51	1SNA **167 908** R**06**00	
M 4/6 - MS 4/6 - M 4/6.H M 1,5/6.HH - M 4/6.M2 M 4/6.G	EIP	1SNA **113 550** R**24**00	2 3 4 10	PC6 PC6 PC6 PC6	1SNA **113 546** R**14**00 1SNA **116 536** R**05**00 1SNA **116 537** R**06**00 1SNA **113 548** R**26**00	35 A 35 A 35 A 35 A
M 4/6.D - M 4/6.S... DR 4/6 - DR 2,5/6 - DRP 4/6			10	PC61	1SNA **163 311** R**22**00	35 A
M 6/8 - M 6/8.S...			2 3 4 10	PC8 PC8 PC8 PC8	1SNA **116 538** R**17**00 1SNA **116 539** R**10**00 1SNA **116 540** R**25**00 1SNA **163 313** R**24**00	50 A 50 A 50 A 50 A
M 4/8.S...			10	PC81	1SNA **173 523** R**11**00	35 A
M 10/10			10	PC10	1SNA **163 315** R**26**00	70 A
M 10/13.S...			10	PC13	1SNA **173 510** R**20**00	70 A
MB 10/22.S...			2 3 10	PC22 PC22 PC22	1SNA **205 294** R**05**00 1SNA **205 295** R**06**00 1SNA **174 151** R**25**00	70 A 70 A 70 A
M 10/16.SF	EIP	1SNA **113 550** R**24**00	2 3 4 10	PC16 PC16 PC16 PC16	1SNA **116 729** R**26**00 1SNA **116 733** R**12**00 1SNA **116 734** R**13**00 1SNA **116 735** R**14**00	70 A 70 A 70 A 70 A

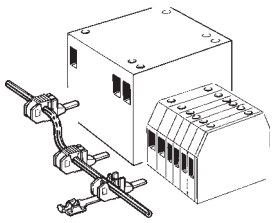

AD 2,5

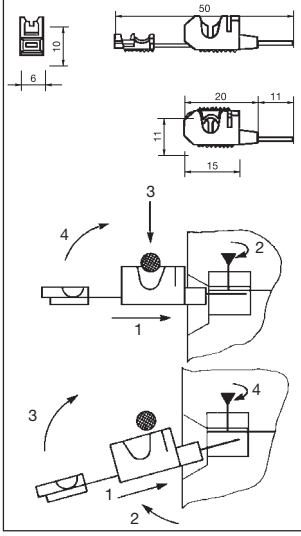

IDC jumper (insulation displacement jumper)

Characteristics		**IEC** NFC VDE	**UL**	**CSA**
Wire size mm² / AWG	Rigid	2,5 mm²		14 AWG
	Flexible	2,5 mm²		
Voltage	V	600		600
Current	A	26		15
Rated wire size	mm² / AWG	2,5 mm²		14 AWG
Working temperature	°C	-55°C -> +110°C		
Protection		IP20 / *NEMA1*		

Quick-jump lets you interconnect screw clamp terminals of different sizes, levels and all manufacturers quickly and safely. Its insulation displacement technology makes it easy to use, fast, economical and does not require a special tool. Use as a jumper between relays, switches and other electronic components. ABB Entrelec Quick-jump will fit any screw clamp type terminal block, from 6 mm *.238*" spacing and larger.

Selection

Description	**Type**	**Order P/N**	**Packaging**	**Weight kg**
Insulation displacement jumper	AD 2,5	1SNA **114 205** R**20**00		

How to use : connecting Quick-jump to your terminal

1 - Insert Entrelec Quick-jump into your terminal screw clamp.
2 - Tighten the terminal screw.
3 - Guide jumper wire through the V-shaped opening in the Quick-jump.
4 - Secure the wire by closing the Quick-jump lever with any flat nose pliers.

Adding a shunt in an installation :

1 - Insert Entrelec Quick-jump into your terminal screw clamp.
2 - Guide the terminal screw clamp into contact with the wire.
3 - Secure the wire by closing the Quick-jump lever with any flat nose pliers.
4 - Tighten the terminal screw.

Other accessories

EL...

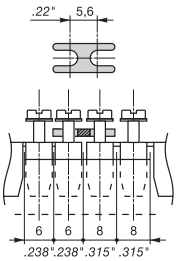

EL... connector plate

This accessory is used for connecting electrically : two assembled interconnections with same spacing or two assembled interconnections with different spacings. Use only between the 5 mm *.200*" spacing, 6 mm *.238*" spacing and 8 mm *.315*" spacing blocks.

Current carrying capacity : 35 A

Selection

Description	Type	Order P/N	Packaging	Weight kg
Connector plate	EL6	1SNA **173 627** R**21**00		
Connector plate for D 2,5/6.D... blocks	EL61	1SNA **177 812** R**17**00		

BJP...

BJP... pivoting jumper bar

This accessory is for connecting or disconnecting two consecutive blocks, open or closed. The use of a third non-connected is recommended, to allow for a "rest" position of the rotating jumper link. We recommend the use of a circuit separator **SC** in order to preserve the insulation. The **BJP** is mounted in the center of the terminal blocks, the connector bars of which are tapped for receiving the interconnection accessories. Max. recommended torque : 0,6 Nm.

Selection

Pivoting jumper bar for blocks with 6 mm *.238''* spacing	BJP6	35 A	1SNA **174 413** R**14**00	
Pivoting jumper bar for double deck blocks with 6 mm *.238''* spacing	BJP61	35 A	1SNA **167 225** R**20**00	
Pivoting jumper bar for blocks with 8 mm *.315''* spacing	BJP8	50 A	1SNA **174 448** R**07**00	
Pivoting jumper bar for blocks with 10 mm *.394''* spacing	BJP10	70 A	1SNA **174 451** R**22**00	
Pivoting jumper bar for DR 4/6... blocks	BJPD6	35 A	1SNA **173 223** R**24**00	

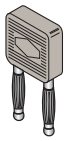

BP8.A4

BP8.A4 short circuiting plug

This accessory permits electrical connection of 2 identical juxtaposed blocks. These blocks have 8 mm / *.315*" spacing, are equipped with a test socket DIA. 4 mm / *.16*".

Selection

Short-circuiting plug	BP8.A4	1SNA **173 888** R**20**00

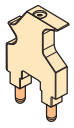

BNSTP1

BNSTP1 short-circuiting plug

Shunt equipped with 2 plugs DIA. 4 mm/*.16*" for ES16 and M6/8.STP... blocks and one test socket DIA. 4 mm/*.16*".
Rated voltage : 600 V Rated current : 20 A .

Selection

Short-circuiting plug	light ivory	BNSTP1	1SNA **196 792** R**17**00

CB...

CB... shield connector

Delivered separately, this bar of treated brass is mounted in the lower part of the terminal block. It ensures the continuity of the shield connection. The connection to the shield connector can be made either by soldering or by 2,8 x 0,5 mm or 2,8 x 0,8 mm quick connect tabs. Notch available for bridging all shieldings. This accessory overlaps on each side of the block by about 13,5 mm.
Use of this bar reduces insulation between terminal and ground, working voltage must be derated (consult us if necessary).

Selection

Shield connector	CBD5.2L	1SNA **291 077** R**24**00
	CBM5D	1SNA **173 530** R**24**00
	CBD2S	1SNA **178 408** R**14**00
	CBD2	1SNA **179 635** R**07**00
	CBD1	1SNA **179 634** R**06**00
	CBM8	1SNA **178 746** R**15**00
	CBM5	1SNA **178 745** R**14**00

Tools

Screwdriver

Screwdriver

Description	Type	Order P/N	Packaging	Weight kg
Screwdriver DIA. 3 x 50 mm *.118" x 1.97"*		1SNA **206 573** R**05**00		
Screwdriver DIA. 3.5 x 50 mm *.138" x 1.97"*	TO3.5-50	1SNK **900 640** R**00**00		
Screwdriver DIA. x 100 mm *.157" x 3.94"*	TO4-100	1SNK **900 641** R**00**00		
Screwdriver DIA. x 125 mm *.216" x 4.92"*	TO5.5-125	1SNK **900 642** R**00**00		
Screwdriver DIA. 6.5 x 150 mm *.256" x 5.90"*	TO6.5-150	1SNK **900 643** R**00**00		
Insulated screwdriver DIA. 3.5 x 75 mm *.138" x 2.95"*	TO3.5-75-INS	1SNK **900 644** R**00**00		

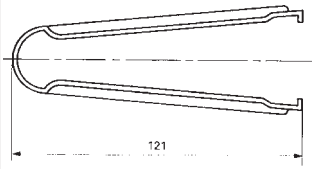

EXBN2

EXBN2 extraction tool

Extraction tool for plug type disconnect terminal blocks.

Extraction tool	EXBN2	1SNA **171 018** R**20**00		

PS-3

PS-3 Crimping tools

Crimp flexible conductors equipped with ferrules from 0.08 to 10 mm² *28 AWG to 7 AWG*.
Semi-automatic crimping tool.

180 mm 7.09 in length	PS-3	1SNK **900 650** R**00**00		

Terminal blocks

K - Marking

Contents

Marking system

HTP500 Thermal transfer printer 466
AMS 500 Marking table 470

Wire identification system

OUCAM 100 Partial shrinking machine for marking sleeves 473

Markers for wires and cables 474

Markers for terminal blocks

Selection guide for RC markers 478
RC Blank and pre-printed markers 480
Markers from other manufacturers 504
REH3 Labels 505
RCT Markers for screw and ADO System® blocks 507
RCP5 Pivoting card marking 508
EPU Protective label 509
RB-12W7 Strip of blank markers for ADO System® blocks 510
RTM Top marking strips 511
PEC Marker holder for terminal block identification 512
PEP Marker holder for power terminal blocks 514
PEV Pivoting marker holder 514
EP Protective label 515
RTC Top marking 515
PEAD Marker holder for end stop 516
PIB, PEH Marker holder for end stop 517

Adhesive labels for equipment

Labels for equipment 518
Adhesive labels for equipment 519
Plates for control and signaling equipment 520

Plates for Sub-assemblies 521

Identification plates for electrical boxes and cabinets 522

A turnkey package for your **marking** requirements

Mark your panels, cabinets and boxes

Personalize your equipment by creating your own markers. Immediately establish the link with your drawings, electrical diagrams and processes.

Mark your terminal blocks

Take advantage of an offer compatible with terminal blocks' main market players.



Mark your wires and cables

Choose versatility

- Marking can be carried out before or after wiring,
- Secure the attachment and hold of cable sleeves.

Identify the function of your control and signaling equipment

Use a marking system adapted to all environments.

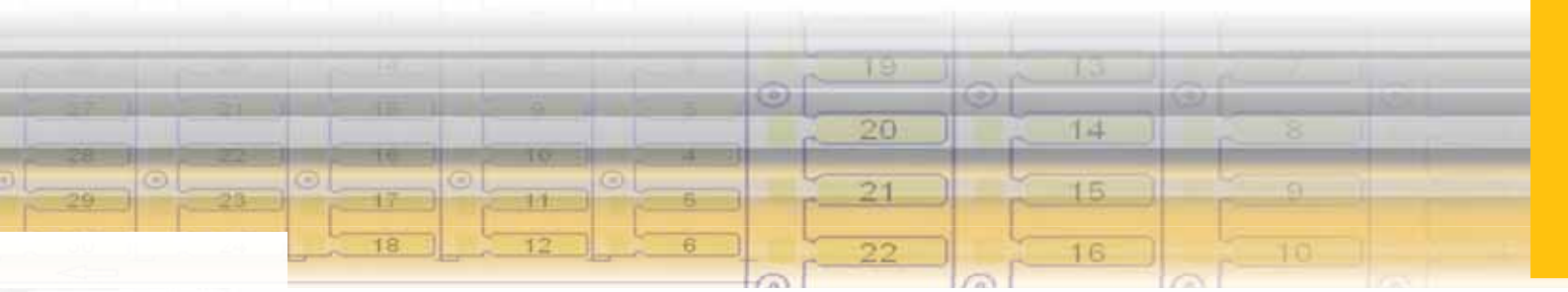

Identify the functions of your sub-assemblies

Standardize your end stop markers and your adhesive labels to easily identify your terminal block assemblies and your equipment.

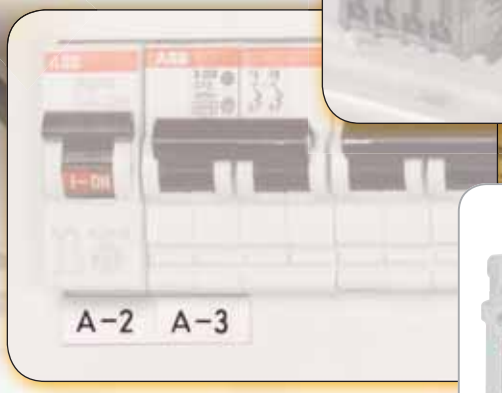

Identify your equipment

Establish the link with your diagrams and documentation. Circuit breakers, contactors, modular equipment...

1SNC160220S1701

HTP500 Thermal transfer printer

Marking system

The innovation "by ABB"

Speed

- Up to 5,000 markers per hour.
- Feeder designed to automatically print up to 64 marker cards.
- Immediate use without drying time.

Reliability

Thermal transfer technology:

- Excellent printing quality (300 dpi resolution).
- High precision (bar code printing).
- Excellent marking durability in all environments.
- Large printing surface (54 mm x 496 mm).



Marker card for ABB terminal blocks

Printing in automatic mode



Marker card for other terminal block trademarks

Printing in semi-automatic mode

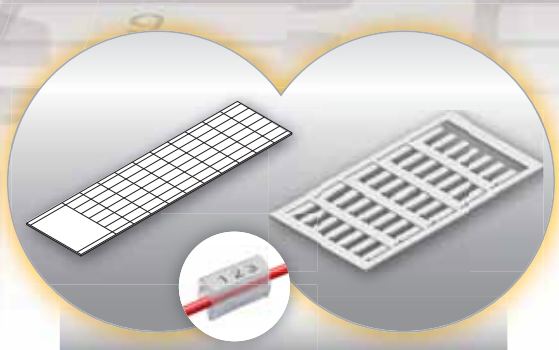

Marker card for wires and cables

Printing in automatic and manual mode

1SNC160024S1702

HTP500 Thermal transfer printer

Marking system

Flexibility

- Printing of numerous types of markers and labels for all your electrical installations.
- Simple and user-friendly software.
- Compact and easy to transport.
- Compatible with other markers of the market.

Advanced functionalities

- Data import from CAD software in .xls, .txt and .csv formats.
- Software compatible with most image formats (.jpg, .gif, .bmp, etc.)
- Compatible with all Windows fonts.

Print preview

Text properties

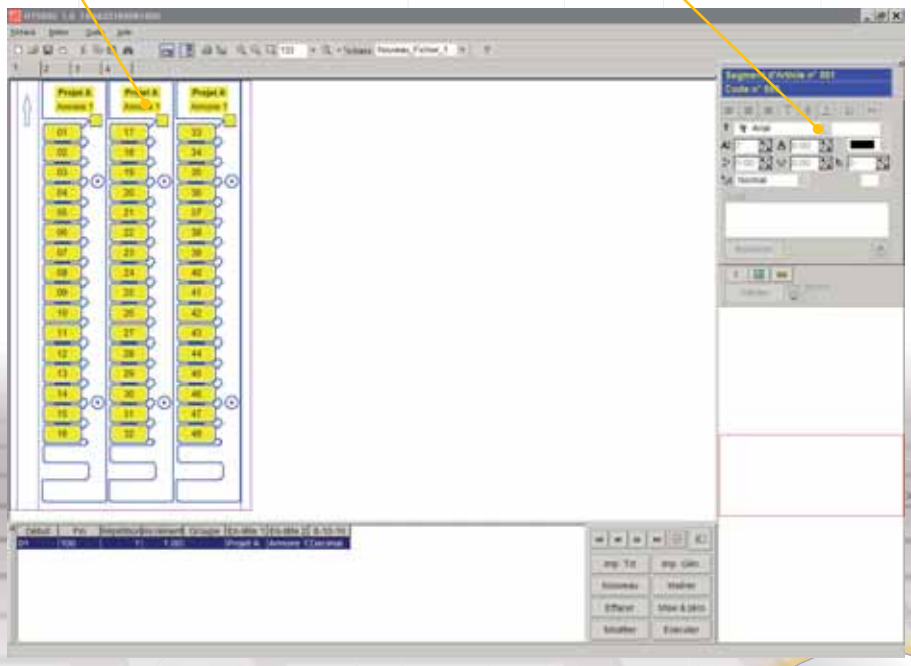

Printing modes

- Automatic printing
- Semi-automatic printing
- Manual printing

Minimum configuration requirements:

- Operating system: Windows 2000, XP, NT6, Vista.
- CD-Rom drive
- 1 available parallel or USB port
- RAM memory: 512 Mb
- Hard disk: 15 Mb
- Screen resolution: 800 x 600 pixels



Adhesive label for equipment, cabinets and sub-assemblies

Printing in manual mode

Plate for control and signaling equipment

Printing in manual mode



Identification plate for cabinets and boxes

Printing in manual mode

HTP500 Thermal transfer printer

Marking system

HTP500

HTP500-CLEAN

HTP500-FEED

HTP500-PL2

HTP500-PL

HTP500-PL3

RIB-B

HTP500-ROLL

- Excellent print quality, resolution: 300 dpi
- Fast printing: up to 5,000 markers per hour
- Excellent marking durability
- Ease and flexibility of use in automatic, semi-automatic or manual mode

HTP500 - Thermal transfer printer

Description	Type	Order code	Pack[ing]
Full kit including:	HTP500 KIT	**1SNA 235 700 R1500**	
- 1 HTP500 thermal transfer printer	HTP500		
- Software for HTP500 thermal transfer printer	HTS500	**1SNA 235 702 R0300**	1
- Support table	HTP500-BAS	**1SNA 235 706 R0700**	1
- Universal feeder for marker cards	HTP500-FEED	**1SNA 235 703 R0400**	1
- Support plate for ABB terminal block markers	HTP500-PL2	**1SNA 235 705 R0600**	1
- Universal support plate for wire markers	HTP500-PL	**1SNA 235 704 R0500**	1
- Black ribbon cassette	RIB-B	**1SNA 235 710 R0600**	3
- Cleaning cassette	HTP500-CLEAN	**1SNA 235 714 R2600**	1
- Power supply cable	HTP500-PW	**1SNA 235 709 R1200**	1
- Parallel cable	HTP500-LPT	**1SNA 235 708 R1100**	1
- USB/parallel adapter cable	HTP500-USB	**1SNA 235 719 R0300**	1
- Wooden box for HTP500 kit	HTP500-WB	**1SNA 235 717 R2100**	1

Feeders and support plates

Description	Type	Order code	Pack[ing]
Universal feeder for marker cards	HTP500-FEED	**1SNA 235 703 R0400**	1
Support plate for ABB terminal block markers	HTP500-PL2	**1SNA 235 705 R0600**	1
Universal support plate for wire markers	HTP500-PL	**1SNA 235 704 R0500**	1
Semi-automatic support plate for other terminal block marker trademarks	HTP500-PL3	**1SNA 235 707 R0000**	1
Support plate for BA4 markers to identify ABB motor starting solutions	HTP500-BA4	**1SNA 235 712 R2400**	1

Accessories

Description	Type	Order code	Pack[ing]
Black ribbon cassette	RIB-B	**1SNA 235 710 R0600**	3
Red ribbon cassette for identification plates and adhesive labels	RIB-R	**1SNA 235 711 R2300**	3
Red ribbon cassette for terminal blocks and wire markers	RIB-RS	**1SNA 235 718 R0200**	3
Cleaning cassette	HTP500-CLEAN	**1SNA 235 714 R2600**	1
Standard cleaning roll ø18	HTP500-ROLL	**1SNA 235 715 R2700**	1
Printing head	HTP500-PRINT	**1SNA 235 716 R2000**	1
Power supply cable	HTP500-PW	**1SNA 235 709 R1200**	1
Parallel cable	HTP500-LPT	**1SNA 235 708 R1100**	1
USB/parallel adapter cable	HTP500-USB	**1SNA 235 719 R0300**	1
Dust cover for HTP500 and AMS 500 systems	DUST COVER	**1SNA 360 161 R1500**	1
Wooden box for HTP500 kit	HTP500-WB	**1SNA 235 717 R2100**	1

1SNC160025S1701

Notes

AMS 500 Marking table

Marking system

Technical features

Easy installation

1 - Plug in the power supply and the communication cable as shown on the marking table.

2 - Insert the CD. The installation program starts automatically.

3 - Automatic progress of the installation program.

4 - Restart the computer. The system is ready to print.

Protection system to prevent plotter pens from drying out

Top position:
Tightness thanks to the identical design of the pen station and the pen caps.

Intermediate position:
The pen station drops by a few millimeters. The plotter head...

...can move to pick up the pen.

Low position:
The pen station drops fully. The plotter pen is released. This position also enables pens to be put in place manually.

Aluminum frame

Designed for use in workshops and other difficult environments.



Keyboard

Marking table power on / off.

Clear data in the marking table's buffer memory.

Pen station command.

Stop / resume current marking table job.

Printing of all types of markers

Automatic detection system for the removable support plates.
Easy positioning of the support plates, without error.

Software operating under Windows®

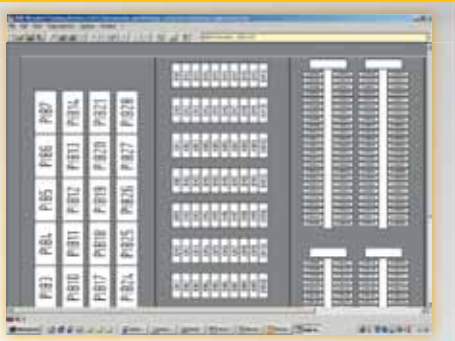

Your final printed markers will look exactly like what you see on the screen. Numerous functions helping to save time and simplify data input. Precise instructions for marker positioning.

1SNC160022S1701

AMS software

Software ergonomics similar to many others for quick learning.

Text orientation

Number of lines per marker

Default font parameters

Visual symbols with direct access.

Display window.

3 ways of inputting data:
- In sequences (e.g: 101 to 200; A1 to A100; 1, 3, 5, 7, etc...)
- Data import (.txt, .xls)
- Direct input.

Font and size of characters, pen size, speed.

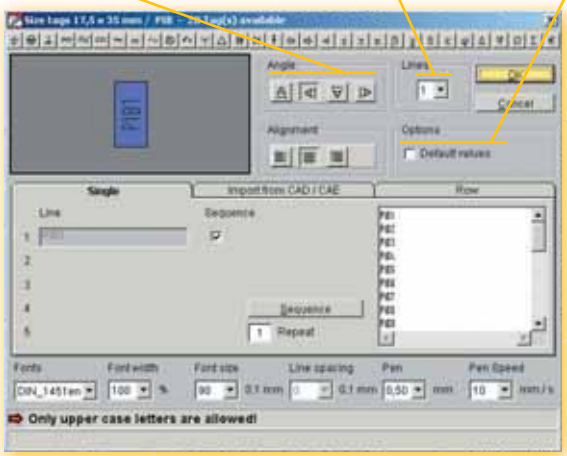

Once the markers have been selected, a right click opens the data input window.

Last window before printing.

Plotter pen test at print start-up.

Reminder of markers to be positioned.

Printing, speed and pen size options. Printing of a selection only.

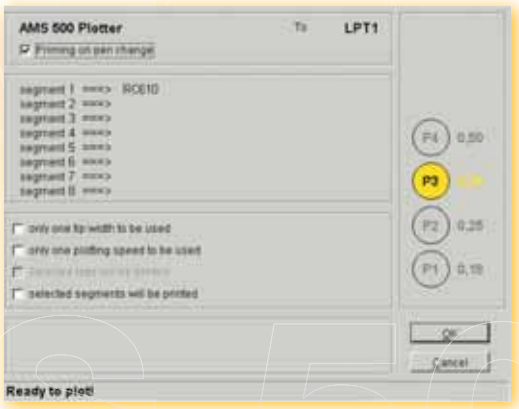

Plotter pen position.

File management

Print buttons

Delete, copy, paste

Screen zoom

Help menu

Permanent display of result after printing.

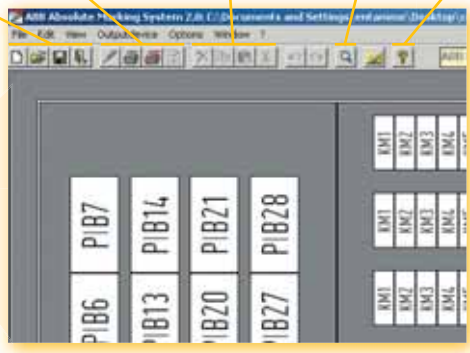

Easy adjustment of marking area

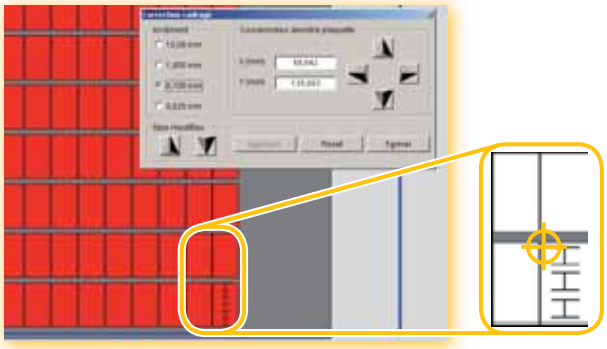

AMS 500 Marking table

Marking system

AMS 500

SPRC 21

Plotter accessories:

- Easy to use
- Compatible with most markers on the market
- Many possible character sizes

AMS 500 - Marking table

Description			Type	Order code	Pack(ing)
Full kit including: 1 marking table 1 power supply cable, 1 parallel cable, 1 software			AMS 500	**1SNA 360 000 R2400**	1
1 support plate for 8 cards RC/MC/RCTT/ WMTT/BA4/RCT - Full format			SPRC 1	**1SNA 360 010 R1500**	1
1 plotter pen Ø 0.25 mm *.01"*		□	AMS PEN 0.25	**1SNA 360 100 R2500**	1
1 plotter pen Ø 0.35 mm *.014"*		■	AMS PEN 0.35	**1SNA 360 101 R1200**	1
5 ink cartridges			AMS INK CARTRIDGES	**1SNA 360 150 R2600**	1
1 cleaner fluid			AMS CLEANER FLUID	**1SNA 360 155 R1700**	1
1 cleaner kit			AMS CLEANER KIT	**1SNA 360 156 R1000**	1

Support plates for ABB markers

Description		Type	Order code	Pack(ing)
Support plates for	RC/MC/RCTT/WMTT/BA4/RCT Full format	SPRC 1	**1SNA 360 010 R1500**	1
	RB strips	SPRC 4	**1SNA 360 014 R0500**	1
	RTM7-9	SPRC 5	**1SNA 360 015 R0600**	1
	PIB	SPRC 13	**1SNA 360 023 R0600**	1
	BA5-50	SPRC 14	**1SNA 360 024 R0700**	1
	RC-X10A	SPRC 15	**1SNA 360 025 R0000**	1
	2 RC cards	SPRC 16	**1SNA 360 026 R0100**	1
	WM markers	SPRC 26	**1SNA 360 036 R0300**	1
	PAM strip	SPRC 27	**1SNA 360 037 R0400**	
	RPCV markers	SPRC 28	**1SNA 360 040 R2300**	1
	RCL, P, W510	SPRC 29	**1SNA 360 038 R1500**	1
	MC... PA	SPRC 30	**1SNA 360 039 R1600**	1
A4 universal support plate		SPRC 21	**1SNA 360 031 R0600**	1

Support plates for other markers

Description		Type	Order code	Pack(ing)
Support plate for markers	Wieland	SPRC 6	**1SNA 360 016 R0700**	1
	Weidmüller	SPRC 7	**1SNA 360 017 R0000**	1
	Phoenix ZBM 5/6	SPRC 8	**1SNA 360 018 R1100**	1
	Phoenix ZB	SPRC 9	**1SNA 360 019 R1200**	1
	Allen Bradley WRZ	SPRC 10	**1SNA 360 020 R1700**	1
	Wago mini WSB5	SPRC 11	**1SNA 360 021 R0400**	1

Accessories

Description			Type	Order code	Pack(ing)
Plotter pen	Ø 0.18 mm *.007"*	■	AMS PEN 0,18	**1SNA 360 103 R1400**	1
	Ø 0.25 mm *.01"*	□	AMS PEN 0,25	**1SNA 360 100 R2500**	1
	Ø 0.35 mm *.014"*	■	AMS PEN 0,35	**1SNA 360 101 R1200**	1
	Ø 0.50 mm *.02"*	■	AMS PEN 0,50	**1SNA 360 104 R1500**	1
	Ø 0.70 mm *.028"*	■	AMS PEN 0,70	**1SNA 360 105 R1600**	1
	Ø 1 mm *.039"*	■	AMS PEN 1,00	**1SNA 360 106 R1700**	1
Disposable plotter pen	Ø 0.25 mm *.01"*	□	DISPOSABLE AMS PEN 0.25	**1SNA 360 120 R1000**	1
	Ø 0.35 mm *.014"*	■	DISPOSABLE AMS PEN 0.35	**1SNA 360 121 R0500**	1
5 ink cartridges 1ml			AMS INK CARTRIDGES	**1SNA 360 150 R2600**	1
2 cleaner fluid bottles, 10ml			AMS CLEANER FLUID	**1SNA 360 155 R1700**	1
Cleaner kit including: 1 rinse bottle and 1 blotting paper			AMS CLEANER KIT	**1SNA 360 156 R1000**	1
Pen			HAND PEN	**1SNA 360 107 R1000**	1
Dust cover			DUST COVER	**1SNA 360 161 R1500**	1
Service kit for pen maintenance			SERVICE KIT FOR AMS 500	**1SNA 360 162 R1600**	1
Self-adhesive support for support plate SPRC 1			SPDST1	**1SNA 360 163 R1700**	1
5 black felt tips	Ø 0.3 mm *.012"*		AMS BLACK TIP 0.3	**1SNA 360 122 R0600**	1
Black, red, blue green felt tips	Ø 0.3 mm *.012"*		AMS COLOR TIP 0.3	**1SNA 360 123 R0700**	1
Plotter head for AMS 500 including 1 printing module, 1 pen holder and 1 dust cover			PEN HOLDER	**1SNA 360 098 R1200**	1

1SNC160023S1701

OUCAM 100 Partial shrinking machine for marking sleeves

Wire identification system

Tyco sleeve after printing (Not shrunk).

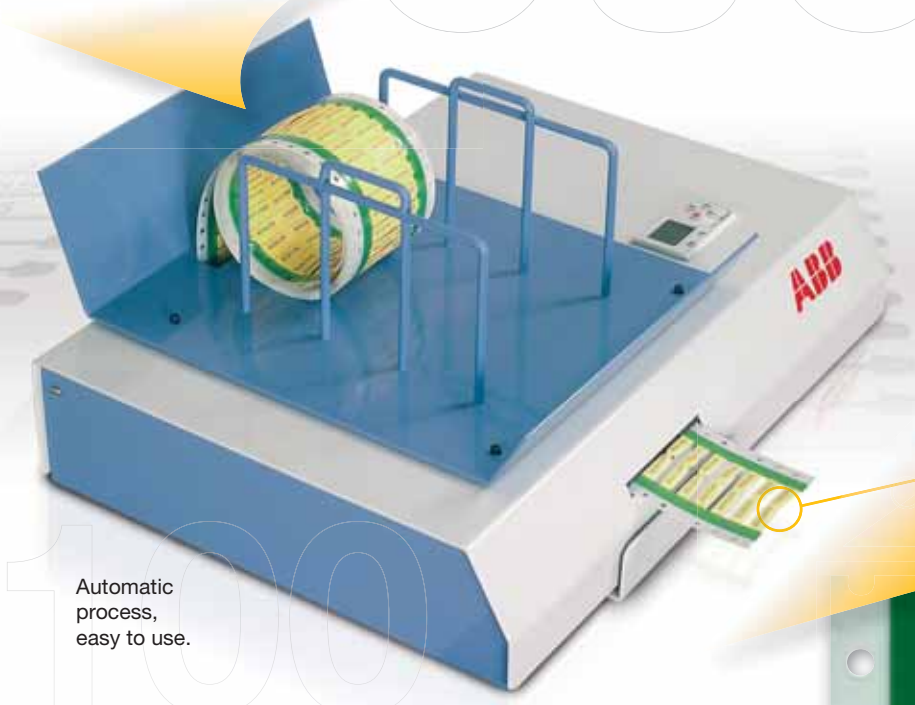

Automatic process, easy to use.

Method: partial heat shrinking

This machine is equipped with a heating module that partially shrinks Tyco marking sleeves.



Compatibility with Tyco sleeves:

- With series TMS-SCE, ZH-SCE, D-SCE, RPS.
- For widths before shrinking, from 2.36 to 6.35 mm (3/32 to 1/4 inch).
- Up to 2 pre-cuts.



Specially adapted for connections without ferrules, self-stripping and with spring.

Hold and mobility

The marker sleeve is held on the wire but is still able to slide freely.



OUCAM 100 - Partial shrinking machine

Description	Type	Order code	Pack[ing]
Partial shrinking machine	OUCAM 100	**1SNA 360 200 R0100**	1

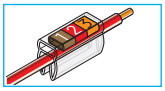

TRASP Markers for wires and cables

- Easy handling thanks to the strip containing 24 markers
- Markers in international color codes
- Markers protected in marker holders
- Sealed or un-sealed marker holder

TRASP.1, TRASP.2, TRASP.3

1

2

3

Technical features

Material	Flammability	Color	Max. number of characters
PVC	V0 (in accordance with UL94)	White ☐	1

TRASP - Boxes of 240 markers: numbers

Description				Type	Order code	Pack(ing)
Number	white on black background	**0**	0	TRASP.0	**1SNA 235 050 R0400**	1
	white on brown background	**1**	1	TRASP.1	**1SNA 235 051 R2100**	1
	white on red background	**2**	2	TRASP.2	**1SNA 235 052 R2200**	1
	black on orange background	**3**	3	TRASP.3	**1SNA 235 053 R2300**	1
	black on yellow background	**4**	4	TRASP.4	**1SNA 235 054 R2400**	1
	white on green background	**5**	5	TRASP.5	**1SNA 235 055 R2500**	1
	white on blue background	**6**	6	TRASP.6	**1SNA 235 056 R2600**	1
	white on purple background	**7**	7	TRASP.7	**1SNA 235 057 R2700**	1
	white on grey background	**8**	8	TRASP.8	**1SNA 235 058 R0000**	1
	black on white background	**9**	9	TRASP.9	**1SNA 235 059 R0100**	1

TRASP - Boxes of 240 markers: letters

Description				Type	Order code	Pack(ing)
Letter	black on white background	**A**	A	TRASP.A	**1SNA 235 060 R0600**	1
		B	B	TRASP.B	**1SNA 235 061 R2300**	1
		C	C	TRASP.C	**1SNA 235 062 R2400**	1
		D	D	TRASP.D	**1SNA 235 063 R2500**	1
		E	E	TRASP.E	**1SNA 235 064 R2600**	1
		F	F	TRASP.F	**1SNA 235 065 R2700**	1
		G	G	TRASP.G	**1SNA 235 066 R2000**	1
		H	H	TRASP.H	**1SNA 235 067 R2100**	1
		I	I	TRASP.I	**1SNA 235 068 R0200**	1
		J	J	TRASP.J	**1SNA 235 069 R0300**	1
		K	K	TRASP.K	**1SNA 235 070 R0000**	1
		L	L	TRASP.L	**1SNA 235 071 R2500**	1
		M	M	TRASP.M	**1SNA 235 072 R2600**	1
		N	N	TRASP.N	**1SNA 235 073 R2700**	1
		O	O	TRASP.O	**1SNA 235 074 R2000**	1
		P	P	TRASP.P	**1SNA 235 075 R2100**	1
		Q	Q	TRASP.Q	**1SNA 235 076 R2200**	1
		R	R	TRASP.R	**1SNA 235 077 R2300**	1
		S	S	TRASP.S	**1SNA 235 078 R0400**	1
		T	T	TRASP.T	**1SNA 235 079 R0500**	1
		U	U	TRASP.U	**1SNA 235 080 R2300**	1
		V	V	TRASP.V	**1SNA 235 081 R1000**	1
		W	W	TRASP.W	**1SNA 235 082 R1100**	1
		X	X	TRASP.X	**1SNA 235 083 R1200**	1
		Y	Y	TRASP.Y	**1SNA 235 084 R1300**	1
		Z	Z	TRASP.Z	**1SNA 235 085 R1400**	1

TRASP - Boxes of 240 markers: conventional signs

Description				Type	Order code	Pack(ing)
Sign	black on white background	**+**	+	TRASP.SP1	**1SNA 235 088 R2700**	1
		-	-	TRASP.SP2	**1SNA 235 089 R2000**	1
		~	~	TRASP.SP3	**1SNA 235 090 R2500**	1
		=	=	TRASP.SP4	**1SNA 235 091 R1200**	1
		earth	⏚	TRASP.SP5	**1SNA 235 092 R1300**	1

1SNC160027S1701

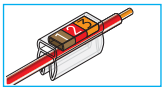

TRASP Markers for wires and cables

Accessories

RING122

RING182

RINGT23

SNAP152

SNAP232

SPA1514

OMP30

CEX

CPC24

RING - Transparent sealed marker holder

Description	L	Ø of wire	Type	Order code	Pack(ing)
Marker holder for 4 TRASP markers	12 mm *.472"*	Ø 1.5 ... 2.5 mm *Ø .059" ... .098"*	RING122	**1SNA 235 117 R1000**	3000
		Ø 2 ... 4 mm *Ø .079" ... .157"*	RING124	**1SNA 235 118 R2100**	3000
		Ø 4 ... 7 mm *Ø .157" ... .276"*	RING127	**1SNA 235 119 R2200**	2000
		Ø 6 ... 10 mm *Ø .236" ... .394"*	RING1210	**1SNA 235 120 R2700**	2000
Marker holder for 6 TRASP markers	18 mm *.709"*	Ø 1.5 ... 2.5 mm *Ø .059" ... .098"*	RING182	**1SNA 235 123 R1600**	3000
		Ø 2 ... 4 mm *Ø .079" ... .157"*	RING184	**1SNA 235 124 R1700**	3000
		Ø 4 ... 7 mm *Ø .157" ... .276"*	RING187	**1SNA 235 125 R1000**	2000
		Ø 6 ... 10 mm *Ø .236" ... .394"*	RING1810	**1SNA 235 126 R1100**	1000
Marker holder for thick tubes for 8 TRASP markers	23 mm *.906"*		RINGT23	**1SNA 235 137 R1400**	200

SNAP - Transparent un-sealed marker holder

Description	L	Ø of wire	Type	Order code	Pack(ing)
Marker holder for 5 TRASP markers	15 mm *.591"*	Ø 2 ... 3.5 mm *Ø .079" ... .138"*	SNAP152	**1SNA 235 129 R2400**	1000
		Ø 2.8 ... 5 mm *Ø .11" ... .197"*	SNAP154	**1SNA 235 130 R2100**	1000
		Ø 5 ... 8 mm *Ø .197" ... .315"*	SNAP157	**1SNA 235 131 R1600**	500
		Ø 8 ... 10 mm *Ø .315" ... .394"*	SNAP1510	**1SNA 235 132 R1700**	500
Marker holder for 8 TRASP markers	23 mm *.906"*	Ø 2 ... 3.5 mm *Ø .079" ... .138"*	SNAP232	**1SNA 235 133 R1000**	500
		Ø 2.8 ... 5 mm *Ø .11" ... .197"*	SNAP234	**1SNA 235 134 R1100**	500
		Ø 5 ... 8 mm *Ø .197" ... .315"*	SNAP237	**1SNA 235 135 R1200**	200
		Ø 8 ... 10 mm *Ø .315" ... .394"*	SNAP2310	**1SNA 235 136 R1300**	200

SPARK - Crimped ferrule

Description	L	Wire width	Type	Order code	Pack(ing)
Ferrule for 3 TRASP markers	9 mm *.354"*	1.5 mm² *14 AWG*	SPA159	**1SNA 235 140 R0300**	200
Ferrule for 5 TRASP markers	14 mm *.551"*	1.5 mm² *14 AWG*	SPA1514	**1SNA 235 141 R2000**	200

Tools

Description	Type	Order code	Pack(ing)
30 mm *1.181"* assembly tool for marker holder	OMP30	**1SNA 235 143 R2200**	5
Extraction hook	CEX	**1SNA 235 144 R2300**	5
Strip tray	CPC24	**1SNA 235 145 R2400**	1

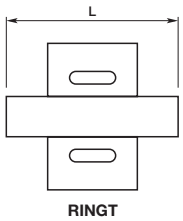

RINGT

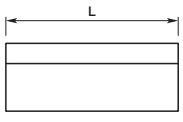

RING / SNAP

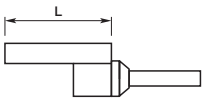

SPARK

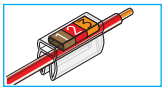

Markers for wires and cables

- Marker compatible with all types of marking solutions (indelible pen, AMS 500, HTP500)
- Markers protected in the marker holders
- Sealed or un-sealed marker holder



WM12

WMTT12

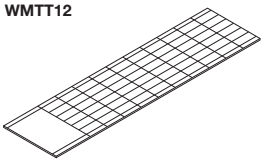

PCGS209

Technical features

Material	Flammability	Color	Max. number of characters
Acrylonitrile Butadiene Styrene (ABS) / polycarbonate	V0	White ☐	12 mm *.472" markers:* 7 18 mm *.709" markers:* 10
PVC for PCGS209	V0	White ☐	

Marker card for wires

Description	Dimensions 1 marker	Type	Order code	Pack(ing)
Card with 60 markers compatible with AMS 500	12 x 4 mm *.472" x .157"*	WM12	**1SNA 235 148 R0700**	50
	18 x 4 mm *.709" x .157"*	WM18	**1SNA 235 149 R0000**	50
Card with 30 markers compatible with AMS 500 and HTP500	12 x 4 mm *.472" x .157"*	WMTT12	**1SNA 235 093 R1400**	32
Card with 18 markers compatible with AMS 500 and HTP500	18 x 4 mm *.709" x .157"*	WMTT18	**1SNA 235 094 R1500**	32
Card with 60 markers for thick wires compatible with AMS 500 and HTP500	20 x 9.3 mm *.787" x .366"*	PCGS209	**1SNA 235 150 R0500**	40

AMS 500

HTP500

AMS 500 support plates

Description	Type	Order code	Pack(ing)
Support plate for 8 RC, WMTT cards	SPRC 1	**1SNA 360 010 R1500**	1
Universal support plate for PCGS209 markers	SPRC 21	**1SNA 360 031 R0600**	1
Support plate for WM markers	SPRC 26	**1SNA 360 036 R0300**	1

Support plates for HTP500

Description	Type	Order code	Pack(ing)
Universal support plate for wire and cable markers	HTP500-PL	**1SNA 235 704 R0500**	1

1SNC160027S1701

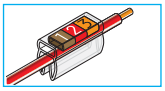

Markers for wires and cables

Accessories

RING122

RINGT23

RINGT209

SNAP152

SPA1514

RING - Transparent sealed marker holder

Description	L	Ø of wire	Type	Order code	Pack[ing]
Marker holder compatible with WM12 and WMTT12 markers	12 mm *.472"*	Ø 1.5 ... 2.5 mm *Ø .059" ... .098"*	RING122	**1SNA 235 117 R1000**	3000
		Ø 2 ... 4 mm *Ø .079" ... .157"*	RING124	**1SNA 235 118 R2100**	3000
		Ø 4 ... 7 mm *Ø .157" ... .276"*	RING127	**1SNA 235 119 R2200**	2000
		Ø 6 ... 10 mm *Ø .236" ... .394"*	RING1210	**1SNA 235 120 R2700**	2000
Marker holder compatible with WM18 and WMTT18 markers	18 mm *.709"*	Ø 1.5 ... 2.5 mm *Ø .059" ... .098"*	RING182	**1SNA 235 123 R1600**	3000
		Ø 2 ... 4 mm *Ø .079" ... .157"*	RING184	**1SNA 235 124 R1700**	3000
		Ø 4 ... 7 mm *Ø .157" ... .276"*	RING187	**1SNA 235 125 R1000**	2000
		Ø 6 ... 10 mm *Ø .236" ... .394"*	RING1810	**1SNA 235 126 R1100**	1000
Marker holder for thick tubes compatible with WM12, WMTT12, WM18 and WMTT18 markers	23 mm *.906"*		RINGT23	**1SNA 235 137 R1400**	200
Marker holder for thick tubes compatible with PCGS209 markers	20 mm *.787"*		RINGT209	**1SNA 235 142 R2100**	240

SNAP - Transparent un-sealed marker holder

Description	L	Ø of wire	Type	Order code	Pack[ing]
Marker holder compatible with WM12 and WMTT12 markers	15 mm *.591"*	Ø 2 ... 3.5 mm *Ø .079" ... .138"*	SNAP152	**1SNA 235 129 R2400**	1000
		Ø 2.8 ... 5 mm *Ø .11" ... .197"*	SNAP154	**1SNA 235 130 R2100**	1000
		Ø 5 ... 8 mm *Ø .197" ... .315"*	SNAP157	**1SNA 235 131 R1600**	500
		Ø 8 ... 10 mm *Ø .315" ... .394"*	SNAP1510	**1SNA 235 132 R1700**	500
Marker holder compatible with WM18 and WMTT18 markers	23 mm *.906"*	Ø 2 ... 3.5 mm *Ø .079" ... .138"*	SNAP232	**1SNA 235 133 R1000**	500
		Ø 2.8 ... 5 mm *Ø .11" ... .197"*	SNAP234	**1SNA 235 134 R1100**	500
		Ø 5 ... 8 mm *Ø .197" ... .315"*	SNAP237	**1SNA 235 135 R1200**	200
		Ø 8 ... 10 mm *Ø .315" ... .394"*	SNAP2310	**1SNA 235 136 R1300**	200

SPARK - Crimped ferrule

Description	L	Wire width	Type	Order code	Pack[ing]
Ferrule compatible with WM12 and WMTT12 markers	14 mm *.551"*	1.5 mm² *14 AWG*	SPA1514	**1SNA 235 141 R2000**	200

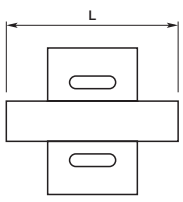

RINGT

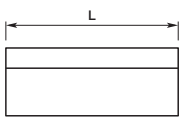

RING / SNAP

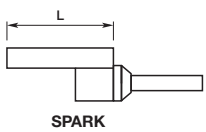

SPARK

RC Markers for terminal blocks

Selection guide for RC markers

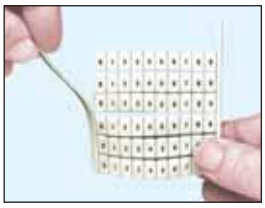

1 - Remove one of the side strips from the card.

2 - Detach the required strip from the rest of the card.

3 - Snap the first marker into place, hold it and snap into place the rest of the strip by sliding your thumb along it.

Horizontal marking

Vertical marking

Top marking

The pre-printed RC markers are made of polyamide (flammability: V2)

Markers for blocks:	**RC410**	**RC510**	**RC610**	**RC810**	**RC1010**	**RC55**	**RC65**	**RCAL85**	**RCT610**	**RCT810**
Length (mm)	10 mm *.394"*	10 mm *.394"*	10 mm *.394"*	10 mm *.394"*	10 mm *.394"*	5 mm *.197"*	5 mm *.197"*	5 mm *.197"* not compatible with screw	10 mm *.394"*	10 mm *.394"*
Screw/ADO										
Spacing: 5 mm *.197"*	POSSIBLE	●	⊖	⊖	⊖	●	⊖	⊖	⊖	⊖
Spacing: 6 mm *.236"*	POSSIBLE	POSSIBLE	●	⊖	⊖	POSSIBLE	●	⊖	●	⊖
Spacing: 8 mm *.315"*	POSSIBLE	POSSIBLE	POSSIBLE	●	⊖	POSSIBLE	POSSIBLE	●	POSSIBLE	●
Spacing: 10 mm *.394"*	POSSIBLE	POSSIBLE	POSSIBLE	POSSIBLE	●	POSSIBLE	POSSIBLE	POSSIBLE	POSSIBLE	POSSIBLE
Spacing: 12 mm *.472"*	POSSIBLE	POSSIBLE	POSSIBLE	POSSIBLE	●	POSSIBLE	POSSIBLE	POSSIBLE	POSSIBLE	POSSIBLE
Spacing: 16 mm *.63"*	POSSIBLE	POSSIBLE	POSSIBLE	POSSIBLE	●	POSSIBLE	POSSIBLE	POSSIBLE	⊖	⊖
Spring										
Spacing: 4 mm *.157"*	●	⊖	⊖	⊖	⊖	⊖	⊖	⊖		
Spacing: 5 mm *.197"*	POSSIBLE	●	⊖	⊖	⊖	●	⊖	⊖		
Spacing: 6 mm *.236"*	POSSIBLE	POSSIBLE	●	⊖	⊖	POSSIBLE	●	⊖		
Spacing: 8 mm *.315"*	POSSIBLE	POSSIBLE	POSSIBLE	●	⊖	POSSIBLE	POSSIBLE	●		
Spacing: 10 mm *.394"*	POSSIBLE	POSSIBLE	POSSIBLE	POSSIBLE	●	POSSIBLE	POSSIBLE	POSSIBLE		
Spacing: 12 mm *.472"*	POSSIBLE	POSSIBLE	POSSIBLE	POSSIBLE	●	POSSIBLE	POSSIBLE	POSSIBLE		
Spacing: 16 mm *.63"*	POSSIBLE	POSSIBLE	POSSIBLE	POSSIBLE	●	POSSIBLE	POSSIBLE	POSSIBLE		
Power	POSSIBLE	POSSIBLE	POSSIBLE	●	⊖	⊖	⊖	⊖		

Assembly possible: POSSIBLE *Assembly recommended:* ● *Assembly not possible:* ⊖

The **RC...TT** markers are not compatible with the **ADO** terminal blocks

RC410 ... RC1010	**Screw**		**Spring**		**ADO**
RC55 - RC65	**Screw**		**Spring**		**ADO**
RCT610 - RCT810	**Screw**				**ADO**
RCAL85			**Spring**		**ADO**

Vertical terminal block assembly

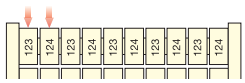

7 characters max. on RC 410, RC 510, RC 610, RC 810 and RC 1010 markers
3 characters max. on RC 55, RC 65 and RCAL 85 markers

Horizontal terminal block assembly

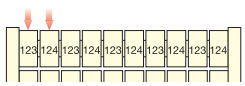

2 characters max. on 4 mm (*.157"*) markers
3 characters max. on 5 and 6 mm (*.197" and .236"*) markers
4 characters max. on 8 mm (*.315"*) markers
7 characters max. on 10 mm (*.394"*) markers and above

1SNC160028S1702

Order form

Marking of specific RC type marker cards

Vertical terminal block assembly

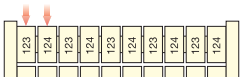

7 characters max. on RC 410, RC 510, RC 610, RC 810 and RC 1010 markers

3 characters max. on RC 55, RC 65 and RCAL 85 markers

Horizontal terminal block assembly

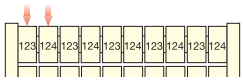

2 characters max. on 4 mm *.157"* markers

3 characters max. on 5 mm *.197"* and 6 mm *.236"* markers

5 characters max. on 8 mm *.315"* markers

7 characters max. for 10 mm *.394"* markers and above

TO AVOID ANY ERRORS, PLEASE WRITE VERY CLEARLY

Type of card:

10 strips of 10 markers for screw and spring terminal blocks with 4 mm *.157"* spacing ..... ☐ **RC 410**

10 strips of 10 markers for screw, spring and ADO terminal blocks with 5 mm *.197"* spacing..... ☐ **RC 510**

10 strips of 10 markers for screw, spring and ADO terminal blocks with 6 mm *.236"* spacing..... ☐ **RC 610**

10 strips of 10 markers for screw, spring and ADO terminal blocks with 8 mm *.315"* spacing..... ☐ **RC 810**

10 strips of 8 markers for screw and spring terminal blocks with 10 mm *.394"* spacing and above..... ☐ **RC 1010**

10 strips of 10 markers for screw, spring and ADO terminal blocks with 5 mm *.197"* spacing..... ☐ **RC 55**

10 strips of 10 markers for screw, spring and ADO terminal blocks with 6 mm *.236"* spacing..... ☐ **RC 65**

10 strips of 10 markers for screw, spring and ADO terminal blocks with 8 mm *.315"* spacing and above..... ☐ **RCAL 85**

Quantity: _____

Order No.: _____

Name: _____

Company: _____

Delivery address: _____

_____

Zip code: _____ **City:** _____

Tel.: _____ **Fax:** _____

E-mail: _____

For ABB use

OV ABB no.: _____

OA ABB no.: _____

OF Project no.: _____

OV EI no.: _____

For any order, please contact your local ABB sales agent

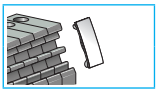

RC410 Markers for terminal blocks

Blank markers

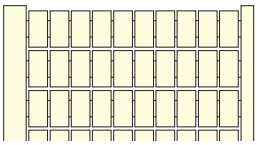

RC410

Technical features

Material	Flammability	Color	Max. number of characters
Polyamide	V2	White ☐	See selection guide

Card with 100 markers

Description			Type	Order code	Pack(ing)
Card with 100 blank markers, AMS 500 compatible	white	☐	RC410	**1SNA 229 000 R1500**	1

AMS 500

Marking system

Description	Type	Order code	Pack(ing)
Marking table	AMS 500	**1SNA 360 000 R2400**	1

AMS 500 support plates

Description	Type	Order code	Pack(ing)
Support plate for 8 RC cards	SPRC 1	**1SNA 360 010 R1500**	1

1SNC160030S1701

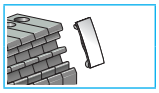

RC410 Markers for terminal blocks

Pre-printed markers for horizontal terminal block assemblies

Horizontal terminal block assembly

Technical features

Material	Flammability	Color	Max. number of characters	Pack(ing)
Polyamide	V2	White ☐	See selection guide	1

Card with 100 markers, ascending order repeated 10 times

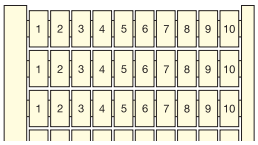

Description	Order code
0 –> 9	1SNA 229 001 R0200
1 –> 10	1SNA 229 002 R0300
11 –> 20	1SNA 229 003 R0400
21 –> 30	1SNA 229 004 R0500
31 –> 40	1SNA 229 005 R0600
41 –> 50	1SNA 229 006 R0700
51 –> 60	1SNA 229 007 R0000
61 –> 70	1SNA 229 008 R1100
71 –> 80	1SNA 229 009 R1200
81 –> 90	1SNA 229 010 R0600
91 –> 100	1SNA 229 011 R2300

Card with 100 markers, ascending order

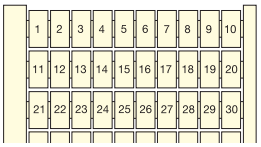

Description	Order code
1 –> 100	1SNA 229 030 R0200

Card with 100 markers, repeated identical numbers

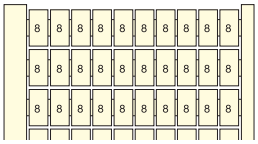

Description	Order code
100 x 0	1SNA 229 210 R1300
100 x 1	1SNA 229 211 R0000
100 x 2	1SNA 229 212 R0100
100 x 3	1SNA 229 213 R0200
100 x 4	1SNA 229 214 R0300
100 x 5	1SNA 229 215 R0400
100 x 6 / 100 x 9	1SNA 229 216 R0500
100 x 7	1SNA 229 217 R0600
100 x 8	1SNA 229 218 R1700
100 x 10	1SNA 229 220 R1500
100 x 11	1SNA 229 221 R0200
100 x 12	1SNA 229 222 R0300
100 x 13	1SNA 229 223 R0400
100 x 14	1SNA 229 224 R0500
100 x 15	1SNA 229 225 R0600
100 x 16	1SNA 229 226 R0700
100 x 17	1SNA 229 227 R0000
100 x 18	1SNA 229 228 R1100
100 x 19	1SNA 229 229 R1200
100 x 20	1SNA 229 230 R1700
100 x ... (-> 99)*	

* Other markings, see page 17

Card with 100 markers, repeated identical letters

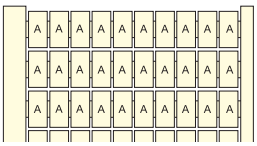

Description	Order code
100 x A	1SNA 229 150 R1700
100 x B	1SNA 229 151 R0400
100 x C	1SNA 229 152 R0500
100 x D	1SNA 229 153 R0600
100 x E	1SNA 229 154 R0700
100 x F	1SNA 229 155 R0000
100 x G	1SNA 229 156 R0100
100 x H	1SNA 229 157 R0200
100 x I	1SNA 229 158 R1300
100 x J	1SNA 229 159 R1400
100 x K	1SNA 229 160 R1100
100 x L	1SNA 229 161 R0600
100 x M	1SNA 229 162 R0700
100 x N	1SNA 229 163 R0000
100 x O	1SNA 229 164 R0100
100 x P	1SNA 229 165 R0200
100 x Q	1SNA 229 166 R0300
100 x R	1SNA 229 167 R0400
100 x S	1SNA 229 168 R1500
100 x T	1SNA 229 169 R1600
100 x U	1SNA 229 170 R1300
100 x V	1SNA 229 171 R0000
100 x W	1SNA 229 172 R0100
100 x X	1SNA 229 173 R0200
100 x Y	1SNA 229 174 R0300
100 x Z	1SNA 229 175 R0400

Card with 100 markers, repeated identical symbols

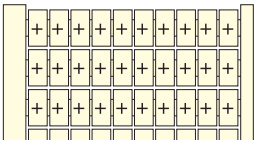

Description	Order code
100 x +	1SNA 229 111 R2400
100 x -	1SNA 229 112 R2500
100 x ~	1SNA 229 114 R2700
100 x =	1SNA 229 113 R2600
100 x ⏚	1SNA 229 115 R2000

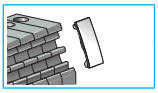

RC410 Markers for terminal blocks

Pre-printed markers for vertical terminal block assemblies

Vertical terminal block assembly

Technical features

Material	Flammability	Color	Max. number of characters	Pack[ing]
Polyamide	V2	White ☐	See selection guide	1

Card with 100 markers, repeated identical letters

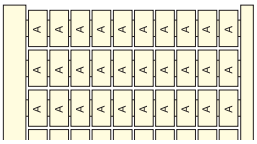

Description	Order code
100 x A	1SNA 229 180 R0600
100 x B	1SNA 229 181 R2300
100 x C	1SNA 229 182 R2400
100 x D	1SNA 229 183 R2500
100 x E	1SNA 229 184 R2600
100 x F	1SNA 229 185 R2700
100 x G	1SNA 229 186 R2000
100 x H	1SNA 229 187 R2100
100 x I	1SNA 229 188 R0200

Description	Order code
100 x J	1SNA 229 189 R0300
100 x K	1SNA 229 190 R0000
100 x L	1SNA 229 191 R2500
100 x M	1SNA 229 192 R2600
100 x N	1SNA 229 193 R2700
100 x O	1SNA 229 194 R2000
100 x P	1SNA 229 195 R2100
100 x Q	1SNA 229 196 R2200
100 x R	1SNA 229 197 R2300

Description	Order code
100 x S	1SNA 229 198 R0400
100 x T	1SNA 229 199 R0500
100 x U	1SNA 229 200 R2200
100 x V	1SNA 229 201 R1700
100 x W	1SNA 229 202 R1000
100 x X	1SNA 229 203 R1100
100 x Y	1SNA 229 204 R1200
100 x Z	1SNA 229 205 R1300

Card with 100 markers, ascending order repeated 10 times

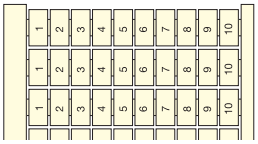

Description	Order code
0 –> 9	1SNA 229 040 R1400
1 –> 10	1SNA 229 041 R0100
11 –> 20	1SNA 229 042 R0200
21 –> 30	1SNA 229 043 R0300
31 –> 40	1SNA 229 044 R0400
41 –> 50	1SNA 229 045 R0500
51 –> 60	1SNA 229 046 R0600
61 –> 70	1SNA 229 047 R0700

Description	Order code
71 –> 80	1SNA 229 048 R1000
81 –> 90	1SNA 229 049 R1100
91 –> 100	1SNA 229 050 R1600
101 –> 110	1SNA 229 051 R0300
111 –> 120	1SNA 229 052 R0400
121 –> 130	1SNA 229 053 R0500
131 –> 140	1SNA 229 054 R0600
141 –> 150	1SNA 229 055 R0700

Description	Order code
151 –> 160	1SNA 229 056 R0000
161 –> 170	1SNA 229 057 R0100
171 –> 180	1SNA 229 058 R1200
181 –> 190	1SNA 229 059 R1300
191 –> 200	1SNA 229 072 R0000
201 –> ...*	

* Other markings, see page 17

Card with 100 markers, ascending order

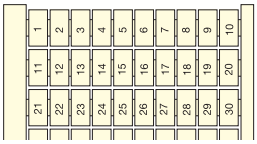

Description	Order code
1 –> 100	1SNA 229 060 R1000
101 –> 200	1SNA 229 061 R0500
201 –> 300	1SNA 229 062 R0600
301 –> 400	1SNA 229 063 R0700

Description	Order code
401 –> 500	1SNA 229 064 R0000
501 –> 600	1SNA 229 065 R0100
601 –> 700	1SNA 229 066 R0200
701 –> 800	1SNA 229 067 R0300

Description	Order code
801 –> 900	1SNA 229 068 R1400
901 –> 1000	1SNA 229 069 R1500
1001–> ...*	

* Other markings, see page 17

1SNC160030S1701

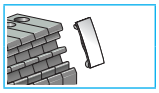

RC510 and RC510TT Markers for terminal blocks

Blank markers

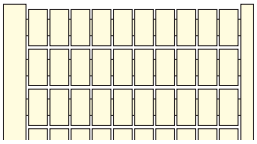

RC510

Technical features

Material	Flammability		Max. number of characters
Polyamide	V2		See selection guide

RC510 - Card with 100 markers

Description			Type	Order code	Pack(ing)
Card with 100 blank markers, AMS 500 compatible	white	☐	RC510	**1SNA 231 000 R0700**	1
	yellow	☐	RC510	**1SNA 103 890 R2100**	1

RC510TT

Technical features

Material	Flammability		Max. number of characters
Polycarbonate	V0		6

*RC510TT - Card with 48 markers

Description			Type	Dimensions mm	Order code	Pack(ing)
Card with 48 blank markers, HTP500 and AMS 500 compatible	white	☐	RC510TT	5x10	**1SNA 231 600 R1500**	22
	yellow	☐	RC510TT-YL	5x10	**1SNA 231 700 R1100**	22

* Not compatible with the ADO terminal blocks.

AMS 500

HTP500

Marking system

Description	Type	Order code	Pack(ing)
Marking table	AMS 500	**1SNA 360 000 R2400**	1
Thermal transfer printer	HTP500 KIT	**1SNA 235 700 R1500**	1

AMS 500 support plates

Description	Type	Order code	Pack(ing)
Support plate for 8 RC/MC/RCTT/WMTT/BA4/RCT cards - Full format	SPRC 1	**1SNA 360 010 R1500**	1

Support plates for HTP500

Description	Type	Order code	Pack(ing)
Support plate for ABB terminal block markers	HTP500-PL2	**1SNA 235 705 R0600**	1

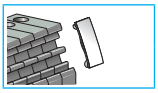

RC510 Markers for terminal blocks

Pre-printed markers for horizontal terminal block assemblies

Horizontal terminal block assembly

Technical features

Material	Flammability	Color		Pack[ing]
Polyamide	V2	White ☐		1

Card with 100 markers, ascending order repeated 10 times

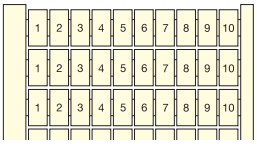

Description	Order code
0 –> 9	1SNA 231 001 R2400
1 –> 10	1SNA 231 002 R2500
11 –> 20	1SNA 231 003 R2600
21 –> 30	1SNA 231 004 R2700
31 –> 40	1SNA 231 005 R2000
41 –> 50	1SNA 231 006 R2100
51 –> 60	1SNA 231 007 R2200
61 –> 70	1SNA 231 008 R0300
71 –> 80	1SNA 231 009 R0400
81 –> 90	1SNA 231 010 R2000
91 –> 100	1SNA 231 011 R1500
101 –> 110	1SNA 231 012 R1600
111 –> 120	1SNA 231 013 R1700
121 –> 130	1SNA 231 014 R1000
131 –> 140	1SNA 231 015 R1100
141 –> 150	1SNA 231 016 R1200
151 –> 160	1SNA 231 017 R1300
161 –> 170	1SNA 231 018 R2400
171 –> 180	1SNA 231 019 R2500
181 –> 190	1SNA 231 020 R2200
191 –> 200	1SNA 231 021 R1700
201 –> ... (–> 990)*	

* Other markings, see page 17

Card with 100 markers, ascending order

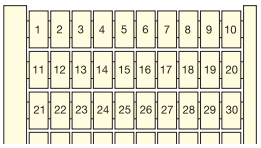

Description	Order code
1 –> 100	1SNA 231 030 R2400
101 –> 200	1SNA 231 031 R1100
201 –> 300	1SNA 231 032 R1200
301 –> 400	1SNA 231 033 R1300
401 –> 500	1SNA 231 034 R1400
501 –> 600	1SNA 231 035 R1500
601 –> 700	1SNA 231 036 R1600
701 –> 800	1SNA 231 037 R1700
801 –> 900	1SNA 231 038 R2000
901 –> 1000	1SNA 231 039 R2100
1001 –> ... *	

* Other markings, see page 17

Card with 100 markers, repeated identical numbers

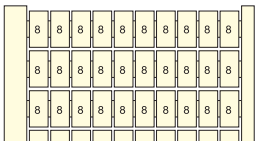

Description	Order code
100 x 0	1SNA 231 210 R0500
100 x 1	1SNA 231 211 R2200
100 x 2	1SNA 231 212 R2300
100 x 3	1SNA 231 213 R2400
100 x 4	1SNA 231 214 R2500
100 x 5	1SNA 231 215 R2600
100 x 6 / 100 x 9	1SNA 231 216 R2700
100 x 7	1SNA 231 217 R2000
100 x 8	1SNA 231 218 R0100
100 x 10	1SNA 231 220 R0700
100 x 11	1SNA 231 221 R2400
100 x 12	1SNA 231 222 R2500
100 x 13	1SNA 231 223 R2600
100 x 14	1SNA 231 224 R2700
100 x 15	1SNA 231 225 R2000
100 x 16	1SNA 231 226 R2100
100 x 17	1SNA 231 227 R2200
100 x 18	1SNA 231 228 R0300
100 x 19	1SNA 231 229 R0400
100 x 20	1SNA 231 230 R0100
100 x ... (-> 999)*	

* Other markings, see page 17

Card with 100 markers, repeated identical letters

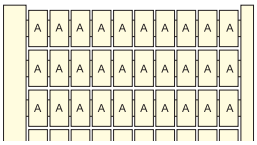

Description	Order code
100 x A	1SNA 231 150 R0100
100 x B	1SNA 231 151 R2600
100 x C	1SNA 231 152 R2700
100 x D	1SNA 231 153 R2000
100 x E	1SNA 231 154 R2100
100 x F	1SNA 231 155 R2200
100 x G	1SNA 231 156 R2300
100 x H	1SNA 231 157 R2400
100 x I	1SNA 231 158 R0500
100 x J	1SNA 231 159 R0600
100 x K	1SNA 231 160 R0300
100 x L	1SNA 231 161 R2000
100 x M	1SNA 231 162 R2100
100 x N	1SNA 231 163 R2200
100 x O	1SNA 231 164 R2300
100 x P	1SNA 231 165 R2400
100 x Q	1SNA 231 166 R2500
100 x R	1SNA 231 167 R2600
100 x S	1SNA 231 168 R0700
100 x T	1SNA 231 169 R0000
100 x U	1SNA 231 170 R0500
100 x V	1SNA 231 171 R2200
100 x W	1SNA 231 172 R2300
100 x X	1SNA 231 173 R2400
100 x Y	1SNA 231 174 R2500
100 x Z	1SNA 231 175 R2600

Card with 100 markers, repeated identical symbols

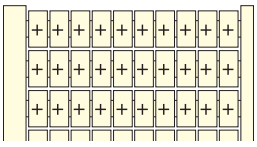

Description	Order code
100 x +	1SNA 231 111 R1600
100 x -	1SNA 231 112 R1700
100 x ~	1SNA 231 114 R1100
100 x =	1SNA 231 113 R1000
100 x ⏚	1SNA 231 115 R1200

Card with 100 markers, 5 different symbols repeated 20 times

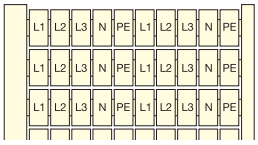

Description	Order code
20 x L1-L2-L3-N-PE	1SNA 231 131 R1200

Card with 100 markers, repeated identical symbols

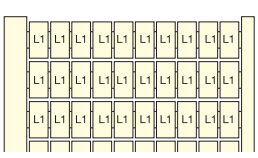

Description	Order code
100 x L1	1SNA 231 116 R1300
100 x L2	1SNA 231 117 R1400
100 x L3	1SNA 231 118 R2500
100 x PE	1SNA 231 119 R2600

1SNC160031S1702

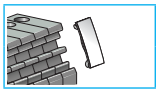

RC510 Markers for terminal blocks

Pre-printed markers for vertical terminal block assemblies

Vertical terminal block assembly

Technical features

Material	Flammability	Color		Pack(ing)
Polyamide	V2	White ☐		1

Card with 100 markers, ascending order repeated 10 times

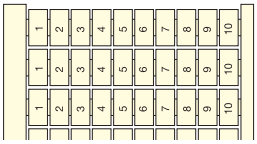

Description	Order Commerciale
0 –> 9	1SNA 231 040 R0600
1 –> 10	1SNA 231 041 R2300
11 –> 20	1SNA 231 042 R2400
21 –> 30	1SNA 231 043 R2500
31 –> 40	1SNA 231 044 R2600
41 –> 50	1SNA 231 045 R2700
51 –> 60	1SNA 231 046 R2000
61 –> 70	1SNA 231 047 R2100

Description	Order Commerciale
71 –> 80	1SNA 231 048 R0200
81 –> 90	1SNA 231 049 R0300
91 –> 100	1SNA 231 050 R0000
101 –> 110	1SNA 231 051 R2500
111 –> 120	1SNA 231 052 R2600
121 –> 130	1SNA 231 053 R2700
131 –> 140	1SNA 231 054 R2000
141 –> 150	1SNA 231 055 R2100

Description	Order Commerciale
151 –> 160	1SNA 231 056 R2200
161 –> 170	1SNA 231 057 R2300
171 –> 180	1SNA 231 058 R0400
181 –> 190	1SNA 231 059 R0500
191 –> 200	1SNA 231 072 R2200
201 –>... (–> 990)*	

* Other markings, see page 17

Card with 100 markers, ascending order

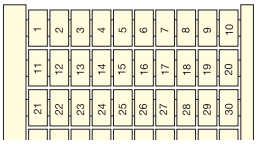

Description	Order code
1 –> 100	1SNA 231 060 R0200
101 –> 200	1SNA 231 061 R2700
201 –> 300	1SNA 231 062 R2000
301 –> 400	1SNA 231 063 R2100

Description	Order code
401 –> 500	1SNA 231 064 R2200
501 –> 600	1SNA 231 065 R2300
601 –> 700	1SNA 231 066 R2400
701 –> 800	1SNA 231 067 R2500

Description	Order code
801 –> 900	1SNA 231 068 R0600
901 –> 1000	1SNA 231 069 R0700
1001–> ...*	

* Other markings, see page 17

Card with 100 markers, alternate odd/even numbers for double deck blocks

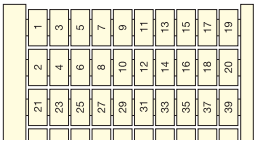

Description	Order Commerciale
1 –> 20	1SNA 231 133 R1400
21 –> 40	1SNA 231 134 R1500

Description	Order Commerciale
41 –> 60	1SNA 231 135 R1600
61 –> 80	1SNA 231 136 R1700

Description	Order Commerciale
81 –> 100	1SNA 231 137 R1000

Card with 100 markers, repeated identical letters

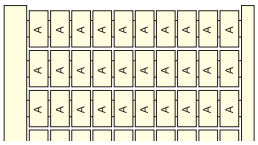

Description	Order code
100 x A	1SNA 231 180 R2000
100 x B	1SNA 231 181 R1500
100 x C	1SNA 231 182 R1600
100 x D	1SNA 231 183 R1700
100 x E	1SNA 231 184 R1000
100 x F	1SNA 231 185 R1100
100 x G	1SNA 231 186 R1200
100 x H	1SNA 231 187 R1300
100 x I	1SNA 231 188 R2400

Description	Order code
100 x J	1SNA 231 189 R2500
100 x K	1SNA 231 190 R2200
100 x L	1SNA 231 191 R1700
100 x M	1SNA 231 192 R1000
100 x N	1SNA 231 193 R1100
100 x O	1SNA 231 194 R1200
100 x P	1SNA 231 195 R1300
100 x Q	1SNA 231 196 R1400
100 x R	1SNA 231 197 R1500

Description	Order code
100 x S	1SNA 231 198 R2600
100 x T	1SNA 231 199 R2700
100 x U	1SNA 231 200 R1400
100 x V	1SNA 231 201 R0100
100 x W	1SNA 231 202 R0200
100 x X	1SNA 231 203 R0300
100 x Y	1SNA 231 204 R0400
100 x Z	1SNA 231 205 R0500

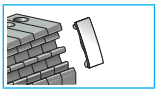

RC610 and RC610TT Markers for terminal blocks

Blank markers

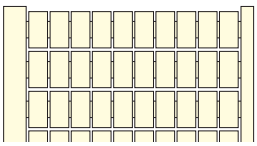

RC610

Technical features

Material	Flammability		Max. number of characters	Pack(ing)
Polyamide	V2		See selection guide	1

RC610 - Card with 100 markers, AMS 500 compatible

Description	Order code	Description	Order code	Description	Order code
white	1SNA 233 000 R0100	orange	1SNA 206 232 R0700	red	1SNA 206 235 R0200
yellow	1SNA 206 231 R0600	blue	1SNA 206 233 R0000		
green	1SNA 206 230 R1100	purple	1SNA 206 234 R0100		

RC610TT

Technical features

Material	Flammability		Max. number of characters
Polycarbonate	V0		6

*RC610TT - Card with 39 markers

Description		Type	Dimensions mm	Order code	Pack(ing)
Card with 39 blank markers, HTP500 and AMS 500 compatible	white	RC610TT	6x10	1SNA 233 600 R1700	22
	yellow	RC610TT-YL	6x10	1SNA 233 700 R1300	22

* Not compatible with the ADO terminal blocks.

AMS 500

HTP500

Marking system

Description	Type	Order code	Pack(ing)
Marking table	AMS 500	1SNA 360 000 R2400	1
Thermal transfer printer	HTP500 KIT	1SNA 235 700 R1500	1

AMS 500 support plates

Description	Type	Order code	Pack(ing)
Support plate for 8 RC/MC/RCTT/ WMTT/BA4/RCT cards - Full format	SPRC 1	1SNA 360 010 R1500	1

Support plates for HTP500

Description	Type	Order code	Pack(ing)
Support plate for ABB terminal block markers	HTP500-PL2	1SNA 235 705 R0600	1

1SNC160032S1702

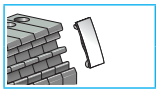

RC610 Markers for terminal blocks

Pre-printed markers for horizontal terminal block assemblies

Horizontal terminal block assembly

Technical features

Material	Flammability	Color		Pack(ing)
Polyamide	V2	White ☐		1

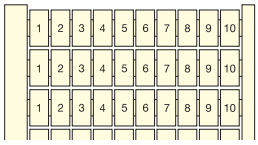

Card with 100 markers, ascending order repeated 10 times

Description	Order code	Description	Order code	Description	Order code
0 –> 9	1SNA 233 001 R2600	171 –> 180	1SNA 233 019 R2700	351 –> 360	1SNA 233 097 R1600
1 –> 10	1SNA 233 002 R2700	181 –> 190	1SNA 233 020 R2400	361 –> 370	1SNA 233 098 R2700
11 –> 20	1SNA 233 003 R2000	191 –> 200	1SNA 233 021 R1100	371 –> 380	1SNA 233 099 R2000
21 –> 30	1SNA 233 004 R2100	201 –> 210	1SNA 233 022 R1200	381 –> 390	1SNA 233 100 R0200
31 –> 40	1SNA 233 005 R2200	211 –> 220	1SNA 233 023 R1300	391 –> 400	1SNA 233 101 R2700
41 –> 50	1SNA 233 006 R2300	221 –> 230	1SNA 233 024 R1400	401 –> 410	1SNA 233 102 R2000
51 –> 60	1SNA 233 007 R2400	231 –> 240	1SNA 233 025 R1500	411 –> 420	1SNA 233 103 R2100
61 –> 70	1SNA 233 008 R0500	241 –> 250	1SNA 233 026 R1600	421 –> 430	1SNA 233 104 R2200
71 –> 80	1SNA 233 009 R0600	251 –> 260	1SNA 233 027 R1700	431 –> 440	1SNA 233 105 R2300
81 –> 90	1SNA 233 010 R2200	261 –> 270	1SNA 233 028 R2000	441 –> 450	1SNA 233 106 R2400
91 –> 100	1SNA 233 011 R1700	271 –> 280	1SNA 233 029 R2100	451 –> 460	1SNA 233 107 R2500
101 –> 110	1SNA 233 012 R1000	281 –> 290	1SNA 233 090 R2300	461 –> 470	1SNA 233 108 R0600
111 –> 120	1SNA 233 013 R1100	291 –> 300	1SNA 233 091 R1000	471 –> 480	1SNA 233 109 R0700
121 –> 130	1SNA 233 014 R1200	301 –> 310	1SNA 233 092 R1100	481 –> 490	1SNA 233 110 R2300
131 –> 140	1SNA 233 015 R1300	311 –> 320	1SNA 233 093 R1200	491 –> 500	1SNA 233 120 R2500
141 –> 150	1SNA 233 016 R1400	321 –> 330	1SNA 233 094 R1300	801 –>...(–> 999)*	
151 –> 160	1SNA 233 017 R1500	331 –> 340	1SNA 233 095 R1400		
161 –> 170	1SNA 233 018 R2600	341 –> 350	1SNA 233 096 R1500		

* Other markings, see page 17

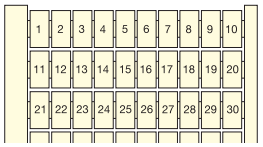

Card with 100 markers, ascending order

Description	Order code	Description	Order code	Description	Order code
1 –> 100	1SNA 233 030 R2600	401 –> 500	1SNA 233 034 R1600	801 –> 900	1SNA 233 075 R2700
101 –> 200	1SNA 233 031 R1300	501 –> 600	1SNA 233 035 R1700	901 –> 1000	1SNA 233 076 R2000
201 –> 300	1SNA 233 032 R1400	601 –> 700	1SNA 233 036 R1000	1001 –> ... *	
301 –> 400	1SNA 233 033 R1500	701 –> 800	1SNA 233 074 R2600		

* Other markings, see page 17

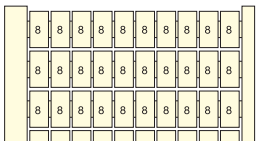

Card with 100 markers, repeated identical numbers

Description	Order code	Description	Order code	Description	Order code
100 x 0	1SNA 233 201 R0300	100 x 7	1SNA 233 208 R1200	100 x 15	1SNA 233 216 R2100
100 x 1	1SNA 233 202 R0400	100 x 8	1SNA 233 209 R1300	100 x 16	1SNA 233 217 R2200
100 x 2	1SNA 233 203 R0500	100 x 10	1SNA 233 211 R2400	100 x 17	1SNA 233 218 R0300
100 x 3	1SNA 233 204 R0600	100 x 11	1SNA 233 212 R2500	100 x 18	1SNA 233 219 R0400
100 x 4	1SNA 233 205 R0700	100 x 12	1SNA 233 213 R2600	100 x 19	1SNA 233 220 R0100
100 x 5	1SNA 233 206 R0000	100 x 13	1SNA 233 214 R2700	100 x 20	1SNA 233 221 R2600
100 x 6 / 100 x 9	1SNA 233 207 R0100	100 x 14	1SNA 233 215 R2000	100 x ... (-> 999)*	

* Other markings, see page 17

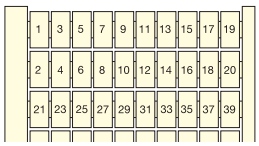

Card with 100 markers, alternate odd/even numbers for double deck blocks

Description	Order code	Description	Order code	Description	Order code
1 –> 20	1SNA 233 133 R1600	41 –> 60	1SNA 233 135 R1000	81 –> 100	1SNA 233 137 R1200
21 –> 40	1SNA 233 134 R1700	61 –> 80	1SNA 233 136 R1100		

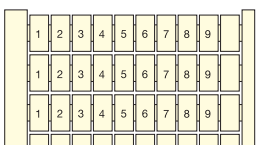

Card with 100 markers, ascending order repeated 10 times

Description	Order code
10x1 -> 9 + blank	1SNA 233 142 R2700

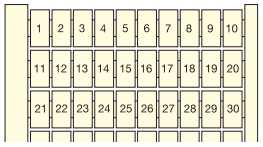

Card with 100 markers, ascending order repeated twice (from 1 to 50 and from 1 to 50 a second time)

Description	Order code
2 x 1 –> 50	1SNA 233 141 R2600

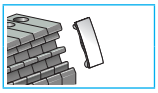

RC610 Markers for terminal blocks

Pre-printed markers for horizontal terminal block assemblies (continued)

Horizontal terminal block assembly

Technical features

Material	Flammability	Color		Pack[ing]
Polyamide	V2	White	☐	1

Card with 100 markers, repeated identical letters

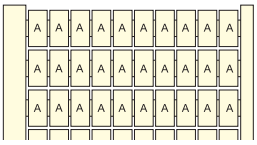

Description	Order code
100 x A	1SNA 233 150 R0300
100 x B	1SNA 233 151 R2000
100 x C	1SNA 233 152 R2100
100 x D	1SNA 233 153 R2200
100 x E	1SNA 233 154 R2300
100 x F	1SNA 233 155 R2400
100 x G	1SNA 233 156 R2500
100 x H	1SNA 233 157 R2600
100 x I	1SNA 233 158 R0700

Description	Order code
100 x J	1SNA 233 159 R0000
100 x K	1SNA 233 160 R0500
100 x L	1SNA 233 161 R2200
100 x M	1SNA 233 162 R2300
100 x N	1SNA 233 163 R2400
100 x O	1SNA 233 164 R2500
100 x P	1SNA 233 165 R2600
100 x Q	1SNA 233 166 R2700
100 x R	1SNA 233 167 R2000

Description	Order code
100 x S	1SNA 233 168 R0100
100 x T	1SNA 233 169 R0200
100 x U	1SNA 233 170 R0700
100 x V	1SNA 233 171 R2400
100 x W	1SNA 233 172 R2500
100 x X	1SNA 233 173 R2600
100 x Y	1SNA 233 174 R2700
100 x Z	1SNA 233 175 R2000

Card with 100 markers, repeated identical symbols

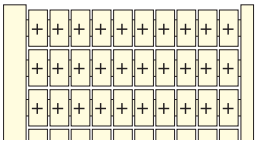

Description	Order code
100 x +	1SNA 233 111 R1000
100 x -	1SNA 233 112 R1100

Description	Order code
100 x ~	1SNA 233 114 R1300
100 x =	1SNA 233 113 R1200

Description	Order code
100 x ⏚	1SNA 233 115 R1400

Card with 100 markers, 5 different symbols repeated 20 times

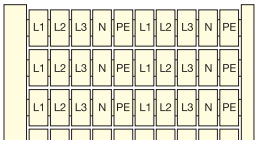

Description	Order code
20 x L1-L2-L3-N-PE	1SNA 233 131 R1400

Card with 100 markers, repeated identical symbols

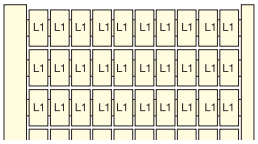

Description	Order code
100 x L1	1SNA 233 116 R1500
100 x L2	1SNA 233 117 R1600

Description	Order code
100 x L3	1SNA 233 118 R2700
100 x PE	1SNA 233 119 R2000

Card with 100 markers, 9 different symbols repeated 10 times



Description	Order code
10 x U1-U2-U3-V1-V2-V3-W1-W2-W3 + 10 x U1	1SNA 233 132 R1500

1SNC160032S1702

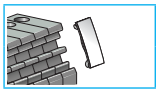

RC610 Markers for terminal blocks

Pre-printed markers for vertical terminal block assemblies

Vertical terminal block assembly

Technical features

Material	Flammability	Color		Pack(ing)
Polyamide	V2	White ☐		1

Card with 100 markers, ascending order repeated 10 times

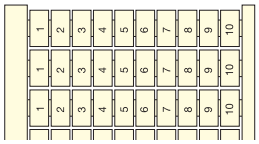

Description	Order Commerciale
0 –> 9	1SNA 233 040 R0000
1 –> 10	1SNA 233 041 R2500
11 –> 20	1SNA 233 042 R2600
21 –> 30	1SNA 233 043 R2700
31 –> 40	1SNA 233 044 R2000
41 –> 50	1SNA 233 045 R2100
51 –> 60	1SNA 233 046 R2200
61 –> 70	1SNA 233 047 R2300

Description	Order Commerciale
71 –> 80	1SNA 233 048 R0400
81 –> 90	1SNA 233 049 R0500
91 –> 100	1SNA 233 050 R0200
101 –> 110	1SNA 233 051 R2700
111 –> 120	1SNA 233 080 R2100
121 –> 130	1SNA 233 081 R1600
131 –> 140	1SNA 233 082 R1700
141 –> 150	1SNA 233 083 R1000

Description	Order Commerciale
151 –> 160	1SNA 233 084 R1100
161 –> 170	1SNA 233 085 R1200
171 –> 180	1SNA 233 086 R1300
181 –> 190	1SNA 233 087 R1400
191 –> 200	1SNA 233 088 R2500
201 –>...(–> 999)*	

* Other markings, see page 17

Card with 100 markers, ascending order

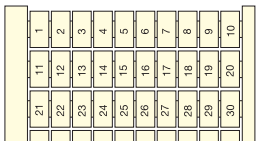

Description	Order code
1 –> 100	1SNA 233 060 R0400
101 –> 200	1SNA 233 061 R2100
201 –> 300	1SNA 233 062 R2200
301 –> 400	1SNA 233 063 R2300

Description	Order code
401 –> 500	1SNA 233 064 R2400
501 –> 600	1SNA 233 065 R2500
601 –> 700	1SNA 233 066 R2600
701 –> 800	1SNA 233 067 R2700

Description	Order code
801 –> 900	1SNA 233 068 R0000
901 –> 1000	1SNA 233 069 R0100
1001 –> ... *	

* Other markings, see page 17

Card with 100 markers, repeated identical numbers

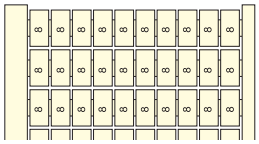

Description	Order code
100 x 0	1SNA 233 240 R1500
100 x 1	1SNA 233 241 R0200
100 x 2	1SNA 233 242 R0300
100 x 3	1SNA 233 243 R0400
100 x 4	1SNA 233 244 R0500
100 x 5	1SNA 233 245 R0600
100 x 6 / 100 x 9	1SNA 233 246 R0700

Description	Order code
100 x 7	1SNA 233 247 R0000
100 x 8	1SNA 233 248 R1100
100 x 10	1SNA 233 250 R1700
100 x 11	1SNA 233 251 R0400
100 x 12	1SNA 233 252 R0500
100 x 13	1SNA 233 253 R0600
100 x 14	1SNA 233 254 R0700

Description	Order code
100 x 15	1SNA 233 255 R0000
100 x 16	1SNA 233 256 R0100
100 x 17	1SNA 233 257 R0200
100 x 18	1SNA 233 258 R1300
100 x 19	1SNA 233 259 R1400
100 x 20	1SNA 233 260 R1100
100 x ... (-> 999)*	

* Other markings, see page 17

Card with 100 markers, alternate odd/even numbers for double deck blocks



Description	Order code
1 –> 20	1SNA 233 143 R2000
21 –> 40	1SNA 233 144 R2100

Description	Order code
41 –> 60	1SNA 233 145 R2200
61 –> 80	1SNA 233 146 R2300

Description	Order code
81 –> 100	1SNA 233 147 R2400

Card with 100 markers, repeated identical letters

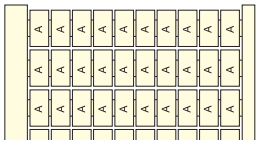

Description	Order code
100 x A	1SNA 233 180 R2200
100 x B	1SNA 233 181 R1700
100 x C	1SNA 233 182 R1000
100 x D	1SNA 233 183 R1100
100 x E	1SNA 233 184 R1200
100 x F	1SNA 233 185 R1300
100 x G	1SNA 233 186 R1400
100 x H	1SNA 233 187 R1500
100 x I	1SNA 233 188 R2600

Description	Order code
100 x J	1SNA 233 189 R2700
100 x K	1SNA 233 190 R2400
100 x L	1SNA 233 191 R1100
100 x M	1SNA 233 192 R1200
100 x N	1SNA 233 193 R1300
100 x O	1SNA 233 194 R1400
100 x P	1SNA 233 195 R1500
100 x Q	1SNA 233 196 R1600
100 x R	1SNA 233 197 R1700

Description	Order code
100 x S	1SNA 233 198 R2000
100 x T	1SNA 233 199 R2100
100 x U	1SNA 233 200 R1600
100 x V	1SNA 233 235 R2400
100 x W	1SNA 233 236 R2500
100 x X	1SNA 233 237 R2600
100 x Y	1SNA 233 238 R0700
100 x Z	1SNA 233 239 R0000

Card with 100 markers, repeated identical symbols



Description	Order code
100 x +24V	1SNA 233 124 R1500
100 x +48V	1SNA 233 125 R1600

Description	Order code
100 x -24V	1SNA 233 126 R1700
100 x -48V	1SNA 233 127 R1000

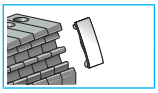

RC810 and RC810TT Markers for terminal blocks

Blank markers

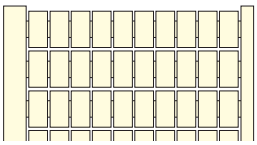

RC810

Technical features

Material	Flammability	Color	Max. number of characters
Polyamide	V2	White ☐	See selection guide

RC810 - Card with 100 markers

Description			Type	Order code	Pack[ing]
Card with 100 blank markers, AMS 500 compatible	white	☐	RC810	**1SNA 234 000 R0200**	1

Technical features

Material	Flammability		Max. number of characters
Polycarbonate	V0		6

RC810TT

*RC810TT - Card with 30 markers

Description			Type	Dimensions mm	Order code	Pack[ing]
Card with 30 blank markers, HTP500 and AMS 500 compatible	white	☐	RC810TT	8x10	**1SNA 234 600 R1000**	22
	yellow	☐	RC810TT-YL	8x10	**1SNA 234 700 R1400**	22

* Not compatible with the ADO terminal blocks.

AMS 500

HTP500

Marking system

Description	Type	Order code	Pack[ing]
Marking table	AMS 500	**1SNA 360 000 R2400**	1
Thermal transfer printer	HTP500 KIT	**1SNA 235 700 R1500**	1

AMS 500 support plates

Description	Type	Order code	Pack[ing]
Support plate for 8 RC/MC/RCTT/WMTT/BA4/RCT cards - Full format	SPRC 1	**1SNA 360 010 R1500**	1

Support plates for HTP500

Description	Type	Order code	Pack[ing]
Support plate for ABB terminal block markers	HTP500-PL2	**1SNA 235 705 R0600**	1

1SNC160033S1702

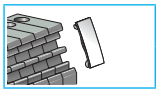

RC810 Markers for terminal blocks

Pre-printed markers for horizontal terminal block assemblies

Horizontal terminal block assembly

Technical features

Material	Flammability	Color		Pack(ing)
Polyamide	V2	White ☐		1

Card with 100 markers, ascending order repeated 10 times

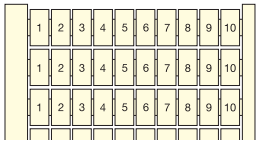

Description	Order code
0 –> 9	1SNA 234 001 R2700
1 –> 10	1SNA 234 002 R2000
11 –> 20	1SNA 234 003 R2100
21 –> 30	1SNA 234 004 R2200
31 –> 40	1SNA 234 005 R2300
41 –> 50	1SNA 234 006 R2400
51 –> 60	1SNA 234 007 R2500
61 –> 70	1SNA 234 008 R0600

Description	Order code
71 –> 80	1SNA 234 009 R0700
81 –> 90	1SNA 234 010 R2300
91 –> 100	1SNA 234 011 R1000
101 –> 110	1SNA 234 012 R1100
111 –> 120	1SNA 234 013 R1200
121 –> 130	1SNA 234 014 R1300
131 –> 140	1SNA 234 015 R1400
141 –> 150	1SNA 234 016 R1500

Description	Order code
151 –> 160	1SNA 234 017 R1600
161 –> 170	1SNA 234 018 R2700
171 –> 180	1SNA 234 019 R2000
181 –> 190	1SNA 234 020 R2500
191 –> 200	1SNA 234 021 R1200
201 –>...(–> 999)*	

* Other markings, see page 17

Card with 100 markers, ascending order

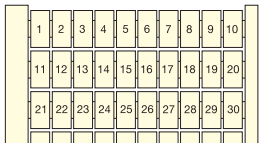

Description	Order code
1 –> 100	1SNA 234 030 R2700
101 –> 200	1SNA 234 031 R1400
201 –> 300	1SNA 234 032 R1500
301 –> 400	1SNA 234 033 R1600

Description	Order code
401 –> 500	1SNA 234 034 R1700
501 –> 600	1SNA 234 035 R1000
601 –> 700	1SNA 234 036 R1100
701 –> 800	1SNA 234 037 R1200

Description	Order code
801 –> 900	1SNA 234 038 R2300
901 –> 1000	1SNA 234 039 R2400
1001 –> ... *	

* Other markings, see page 17

Card with 100 markers, ascending order repeated 10 times

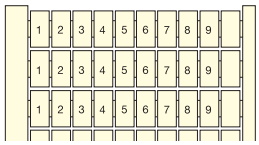

Description	Order code
10x1 –> 9 + blank	1SNA 234 130 R2000

Card with 100 markers, repeated identical letters

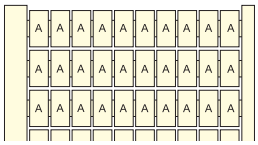

Description	Order code
100 x A	1SNA 234 150 R0400
100 x B	1SNA 234 151 R2100
100 x C	1SNA 234 152 R2200
100 x D	1SNA 234 153 R2300
100 x E	1SNA 234 154 R2400
100 x F	1SNA 234 155 R2500
100 x G	1SNA 234 156 R2600
100 x H	1SNA 234 157 R2700
100 x I	1SNA 234 158 R0000

Description	Order code
100 x J	1SNA 234 159 R0100
100 x K	1SNA 234 160 R0600
100 x L	1SNA 234 161 R2300
100 x M	1SNA 234 162 R2400
100 x N	1SNA 234 163 R2500
100 x O	1SNA 234 164 R2600
100 x P	1SNA 234 165 R2700
100 x Q	1SNA 234 166 R2000
100 x R	1SNA 234 167 R2100

Description	Order code
100 x S	1SNA 234 168 R0200
100 x T	1SNA 234 169 R0300
100 x U	1SNA 234 170 R0000
100 x V	1SNA 234 171 R2500
100 x W	1SNA 234 172 R2600
100 x X	1SNA 234 173 R2700
100 x Y	1SNA 234 174 R2000
100 x Z	1SNA 234 175 R2100

Card with 100 markers, repeated identical symbols

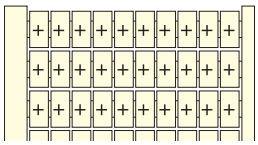

Description	Order code
100 x +	1SNA 234 111 R1100
100 x -	1SNA 234 112 R1200

Description	Order code
100 x ~	1SNA 234 114 R1400
100 x =	1SNA 234 113 R1300

Description	Order code
100 x ⏚	1SNA 234 115 R1500

Card with 100 markers, 5 different symbols repeated 20 times

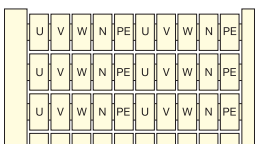

Description	Order code
20 x U-V-W-N-PE	1SNA 234 116 R1600

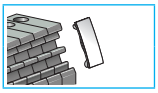

RC810 Markers for terminal blocks

Pre-printed markers for vertical terminal block assemblies

Vertical terminal block assembly

Technical features

Material	Flammability	Color		Pack[ing]
Polyamide	V2	White ☐		1

Card with 100 markers, ascending order repeated 10 times

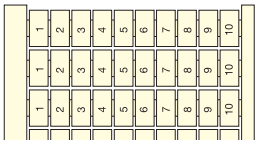

Description	Order code
0 –> 9	1SNA 234 040 R0100
1 –> 10	1SNA 234 041 R2600
11 –> 20	1SNA 234 042 R2700
21 –> 30	1SNA 234 043 R2000
31 –> 40	1SNA 234 044 R2100
41 –> 50	1SNA 234 045 R2200
51 –> 60	1SNA 234 046 R2300
61 –> 70	1SNA 234 047 R2400

Description	Order code
71 –> 80	1SNA 234 048 R0500
81 –> 90	1SNA 234 049 R0600
91 –> 100	1SNA 234 050 R0300
101 –> 110	1SNA 234 051 R2000
111 –> 120	1SNA 234 052 R2100
121 –> 130	1SNA 234 053 R2200
131 –> 140	1SNA 234 054 R2300
141 –> 150	1SNA 234 055 R2400

Description	Order code
151 –> 160	1SNA 234 056 R2500
161 –> 170	1SNA 234 057 R2600
171 –> 180	1SNA 234 058 R0700
181 –> 190	1SNA 234 059 R0000
191 –> 200	1SNA 234 072 R2500
201 –>...(–> 999)*	

* Other markings, see page 17

Card with 100 markers, ascending order

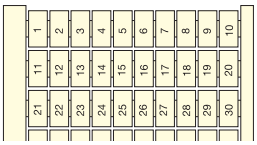

Description	Order code
1 –> 100	1SNA 234 060 R0500
101 –> 200	1SNA 234 061 R2200
201 –> 300	1SNA 234 062 R2300
301 –> 400	1SNA 234 063 R2400

Description	Order code
401 –> 500	1SNA 234 064 R2500
501 –> 600	1SNA 234 065 R2600
601 –> 700	1SNA 234 066 R2700
701 –> 800	1SNA 234 067 R2000

Description	Order code
801 –> 900	1SNA 234 068 R0100
901 –> 1000	1SNA 234 069 R0200
1001 –> ... *	

* Other markings, see page 17

Card with 100 markers, repeated identical letters

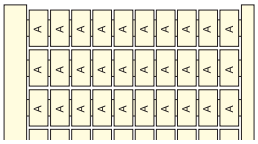

Description	Order Commerciale
100 x A	1SNA 234 180 R2300
100 x B	1SNA 234 181 R1000
100 x C	1SNA 234 182 R1100
100 x D	1SNA 234 183 R1200
100 x E	1SNA 234 184 R1300
100 x F	1SNA 234 185 R1400
100 x G	1SNA 234 186 R1500
100 x H	1SNA 234 187 R1600
100 x I	1SNA 234 188 R2700

Description	Order Commerciale
100 x J	1SNA 234 189 R2000
100 x K	1SNA 234 190 R2500
100 x L	1SNA 234 191 R1200
100 x M	1SNA 234 192 R1300
100 x N	1SNA 234 193 R1400
100 x O	1SNA 234 194 R1500
100 x P	1SNA 234 195 R1600
100 x Q	1SNA 234 196 R1700
100 x R	1SNA 234 197 R1000

Description	Order Commerciale
100 x S	1SNA 234 198 R2100
100 x T	1SNA 234 199 R2200
100 x U	1SNA 234 200 R1700
100 x V	1SNA 234 201 R0400
100 x W	1SNA 234 202 R0500
100 x X	1SNA 234 203 R0600
100 x Y	1SNA 234 204 R0700
100 x Z	1SNA 234 205 R0000

1SNC160033S1702

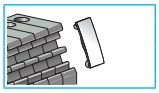

RC1010 Markers for terminal blocks

Blank markers

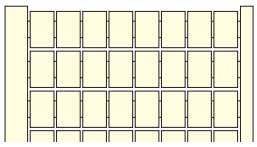

RC1010

Technical features

Material	Flammability	Color	Max. number of characters
Polyamide	V2	White ☐	See selection guide

Card with 80 markers

Description		Type	Order code	Pack(ing)
Card with 80 blank markers, AMS 500 compatible	white ☐	RC1010	**1SNA 238 000 R1600**	1

AMS 500

Marking system

Description	Type	Order code	Pack(ing)
Marking table	AMS 500	**1SNA 360 000 R2400**	1

AMS 500 support plates

Description	Type	Order code	Pack(ing)
Support plate for 8 RC/MC/RCTT/WMTT/ BA4/RCT cards - Full format	SPRC 1	**1SNA 360 010 R1500**	1

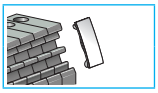

RC1010 Markers for terminal blocks

Pre-printed markers

Horizontal terminal block assembly

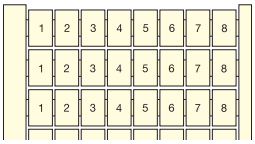

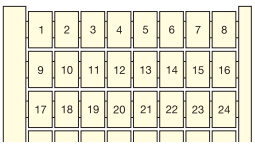

Vertical terminal block assembly

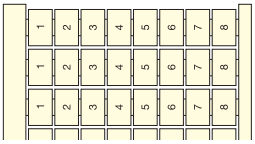



Technical features

Material	Flammability	Color	Max. number of characters	Pack(ing)
Polyamide	V2	White ☐	See selection guide	1

Markers with numbers for horizontal terminal block assemblies

Card with 80 markers, ascending order repeated 10 times

Description	Order code
0 –> 7	1SNA 238 001 R0300
1 –> 8	1SNA 238 002 R0400
9 –> 16	1SNA 238 003 R0500
17 –> 24	1SNA 238 004 R0600
25 –> 32	1SNA 238 005 R0700
33 –> 40	1SNA 238 006 R0000
41 –> 48	1SNA 238 007 R0100
49 –> 56	1SNA 238 008 R1200
57 –> 64	1SNA 238 009 R1300

Description	Order code
65 –> 72	1SNA 238 010 R0700
73 –> 80	1SNA 238 011 R2400
81 –> 88	1SNA 238 012 R2500
89 –> 96	1SNA 238 013 R2600
97 –> 104	1SNA 238 014 R2700
105 –> 112	1SNA 238 015 R2000
113 –> 120	1SNA 238 016 R2100
121 –> 128	1SNA 238 017 R2200
129 –> 136	1SNA 238 018 R0300

Description	Order code
137 –> 144	1SNA 238 019 R0400
145 –> 152	1SNA 238 020 R0100
153 –> 160	1SNA 238 021 R2600
161 –> 168	1SNA 238 022 R2700
169 –> 176	1SNA 238 023 R2000
177 –> 184	1SNA 238 024 R2100
185 –> 192	1SNA 238 025 R2200
193 –> 200	1SNA 238 026 R2300
201 –>... (-> 998)*	

* Other markings, see page 17

Card with 80 markers, ascending order

Description	Order code
1 –> 80	1SNA 238 030 R0300
81 –> 160	1SNA 238 031 R2000
161 –> 240	1SNA 238 032 R2100
241 –> 320	1SNA 238 033 R2200

Description	Order code
321 –> 400	1SNA 238 034 R2300
401 –> 480	1SNA 238 035 R2400
481 –> 560	1SNA 238 036 R2500
561 –> 640	1SNA 238 037 R2600

Description	Order code
641 –> 720	1SNA 238 038 R0700
721 –> 800	1SNA 238 039 R0000
801 –> 880	1SNA 238 040 R1500
881 –> 960	1SNA 238 041 R0200

Markers with numbers for vertical terminal block assemblies

Card with 80 markers, ascending order repeated 10 times

Description	Order Commerciale
0 –> 7	1SNA 238 050 R1700
1 –> 8	1SNA 238 051 R0400
9 –> 16	1SNA 238 052 R0500
17 –> 24	1SNA 238 053 R0600
25 –> 32	1SNA 238 054 R0700
33 –> 40	1SNA 238 055 R0000
41 –> 48	1SNA 238 056 R0100
49 –> 56	1SNA 238 057 R0200
57 –> 64	1SNA 238 058 R1300

Description	Order Commerciale
65 –> 72	1SNA 238 059 R1400
73 –> 80	1SNA 238 060 R1100
81 –> 88	1SNA 238 061 R0600
89 –> 96	1SNA 238 062 R0700
97 –> 104	1SNA 238 063 R0000
105 –> 112	1SNA 238 064 R0100
113 –> 120	1SNA 238 065 R0200
121 –> 128	1SNA 238 066 R0300
129 –> 136	1SNA 238 067 R0400

Description	Order Commerciale
137 –> 144	1SNA 238 068 R1500
145 –> 152	1SNA 238 069 R1600
153 –> 160	1SNA 238 070 R1300
161 –> 168	1SNA 238 071 R0000
169 –> 176	1SNA 238 072 R0100
177 –> 184	1SNA 238 073 R0200
185 –> 192	1SNA 238 074 R0300
193 –> 200	1SNA 238 075 R0400
201 –>... (-> 998)*	

* Other markings, see page 17

Card with 80 markers, ascending order

Description	Order code
1 –> 80	1SNA 238 080 R0600
81 –> 160	1SNA 238 081 R2300
161 –> 240	1SNA 238 082 R2400

Description	Order code
241 –> 320	1SNA 238 083 R2500
321 –> 400	1SNA 238 084 R2600
401 –> 480	1SNA 238 085 R2700

Description	Order code
481 –> 560	1SNA 238 086 R2000
561 –> 640	1SNA 238 087 R2100
641 –> 720	1SNA 238 088 R0200

1SNC160034S1701

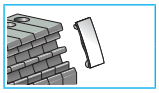

RC55 Markers for terminal blocks

Blank markers

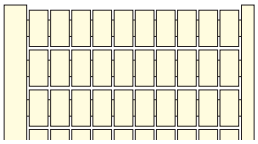

RC55

Technical features

Material	Flammability	Color	Max. number of characters
Polyamide	V2	White ☐	See selection guide

Card with 100 markers

Description		Type	Order code	Pack(ing)
Card with 100 blank markers, AMS 500 compatible	white ☐	RC55	**1SNA 230 000 R1200**	1

AMS 500

Marking system

Description	Type	Order code	Pack(ing)
Marking table	AMS 500	**1SNA 360 000 R2400**	1

AMS 500 support plates

Description	Type	Order code	Pack(ing)
Support plate for 8 RC/MC/RCTT/WMTT/ BA4/RCT cards - Full format	SPRC 1	**1SNA 360 010 R1500**	1

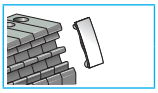

RC55 Markers for terminal blocks

Pre-printed markers for horizontal terminal block assemblies

Horizontal terminal block assembly

Technical features

Material	Flammability	Color		Pack[ing]
Polyamide	V2	White ☐		1

Card with 100 markers, ascending order repeated 10 times

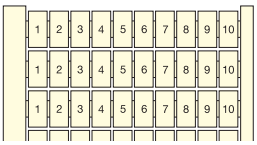

Description	Order code
0 –> 9	1SNA 230 001 R0700
1 –> 10	1SNA 230 002 R0000
11 –> 20	1SNA 230 003 R0100
21 –> 30	1SNA 230 004 R0200
31 –> 40	1SNA 230 005 R0300
41 –> 50	1SNA 230 006 R0400
51 –> 60	1SNA 230 007 R0500
61 –> 70	1SNA 230 008 R1600

Description	Order code
71 –> 80	1SNA 230 009 R1700
81 –> 90	1SNA 230 010 R0300
91 –> 100	1SNA 230 011 R2000
101 –> 110	1SNA 230 012 R2100
111 –> 120	1SNA 230 013 R2200
121 –> 130	1SNA 230 014 R2300
131 –> 140	1SNA 230 015 R2400
141 –> 150	1SNA 230 016 R2500

Description	Order code
151 –> 160	1SNA 230 017 R2600
161 –> 170	1SNA 230 018 R0700
171 –> 180	1SNA 230 019 R0000
181 –> 190	1SNA 230 020 R0500
191 –> 200	1SNA 230 021 R2200
201 –>... (-> 999)*	

* Other markings, see page 17

Card with 100 markers, ascending order

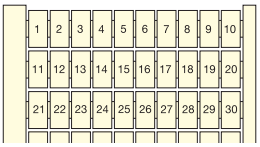

Description	Order code
1 –> 100	1SNA 230 030 R0700
101 –> 200	1SNA 230 031 R2400
201 –> 300	1SNA 230 032 R2500
301 –> 400	1SNA 230 033 R2600

Description	Order code
401 –> 500	1SNA 230 034 R2700
501 –> 600	1SNA 230 035 R2000
601 –> 700	1SNA 230 036 R2100
701 –> 800	1SNA 230 037 R2200

Description	Order code
801 –> 900	1SNA 230 038 R0300
901 –> 1000	1SNA 230 039 R0400
1001 –> ...*	

* Other markings, see page 17

Card with 100 markers, repeated identical numbers

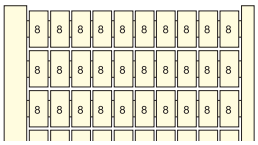

Description	Order code
100 x 0	1SNA 230 240 R2600
100 x 1	1SNA 230 241 R1300
100 x 2	1SNA 230 242 R1400
100 x 3	1SNA 230 243 R1500
100 x 4	1SNA 230 244 R1600
100 x 5	1SNA 230 245 R1700
100 x 6 / 100 x 9	1SNA 230 246 R1000

Description	Order code
100 x 7	1SNA 230 247 R1100
100 x 8	1SNA 230 248 R2200
100 x 10	1SNA 230 250 R2000
100 x 11	1SNA 230 251 R1500
100 x 12	1SNA 230 252 R1600
100 x 13	1SNA 230 253 R1700
100 x 14	1SNA 230 254 R1000

Description	Order code
100 x 15	1SNA 230 255 R1100
100 x 16	1SNA 230 256 R1200
100 x 17	1SNA 230 257 R1300
100 x 18	1SNA 230 258 R2400
100 x 19	1SNA 230 259 R2500
100 x 20	1SNA 230 260 R2200

Card with 100 markers, repeated identical letters

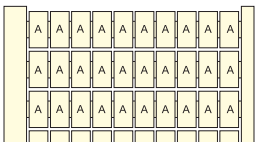

Description	Order code
100 x A	1SNA 230 150 R1400
100 x B	1SNA 230 151 R0100
100 x C	1SNA 230 152 R0200
100 x D	1SNA 230 153 R0300
100 x E	1SNA 230 154 R0400
100 x F	1SNA 230 155 R0500
100 x G	1SNA 230 156 R0600
100 x H	1SNA 230 157 R0700
100 x I	1SNA 230 158 R1000

Description	Order code
100 x J	1SNA 230 159 R1100
100 x K	1SNA 230 160 R1600
100 x L	1SNA 230 161 R0300
100 x M	1SNA 230 162 R0400
100 x N	1SNA 230 163 R0500
100 x O	1SNA 230 164 R0600
100 x P	1SNA 230 165 R0700
100 x Q	1SNA 230 166 R0000
100 x R	1SNA 230 167 R0100

Description	Order code
100 x S	1SNA 230 168 R1200
100 x T	1SNA 230 169 R1300
100 x U	1SNA 230 170 R1000
100 x V	1SNA 230 171 R0500
100 x W	1SNA 230 172 R0600
100 x X	1SNA 230 173 R0700
100 x Y	1SNA 230 174 R0000
100 x Z	1SNA 230 175 R0100

Card with 100 markers, repeated identical symbols

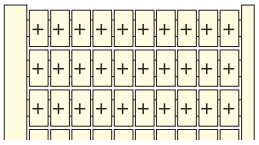

Description	Order code
100 x +	1SNA 230 111 R2100
100 x -	1SNA 230 112 R2200
100 x ~	1SNA 230 114 R2400

Description	Order code
100 x =	1SNA 230 113 R2300
100 x ⏚	1SNA 230 115 R2500

Card with 100 markers, 5 different symbols repeated 20 times

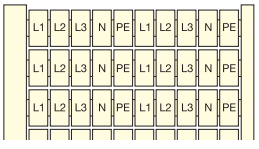

Description	Order code
20 x L1-L2-L3-N-PE	1SNA 230 131 R2500

Card with 100 markers, repeated identical symbols

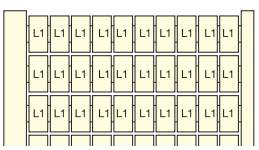

Description	Order code
100 x L1	1SNA 230 116 R2600
100 x L2	1SNA 230 117 R2700

Description	Order code
100 x L3	1SNA 230 118 R0000
100 x PE	1SNA 230 119 R0100

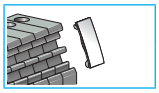

RC55 Markers for terminal blocks

Pre-printed markers for vertical terminal block assemblies

Vertical terminal block assembly

Technical features

Material	Flammability	Color		Pack(ing)
Polyamide	V2	White ☐		1

Card with 100 markers, ascending order repeated 10 times

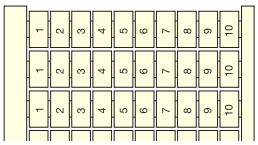

Description	Order code
0 –> 9	1SNA 230 040 R1100
1 –> 10	1SNA 230 041 R0600
11 –> 20	1SNA 230 042 R0700
21 –> 30	1SNA 230 043 R0000
31 –> 40	1SNA 230 044 R0100
41 –> 50	1SNA 230 045 R0200
51 –> 60	1SNA 230 046 R0300
61 –> 70	1SNA 230 047 R0400

Description	Order code
71 –> 80	1SNA 230 048 R1500
81 –> 90	1SNA 230 049 R1600
91 –> 100	1SNA 230 050 R1300
101 –> 110	1SNA 230 051 R0000
111 –> 120	1SNA 230 052 R0100
121 –> 130	1SNA 230 053 R0200
131 –> 140	1SNA 230 054 R0300
141 –> 150	1SNA 230 055 R0400

Description	Order code
151 –> 160	1SNA 230 056 R0500
161 –> 170	1SNA 230 057 R0600
171 –> 180	1SNA 230 058 R1700
181 –> 190	1SNA 230 059 R1000
191 –> 200	1SNA 230 072 R0500
201 –>... (-> 999)*	

* Other markings, see page 17

Card with 100 markers, ascending order

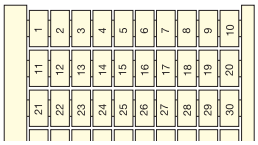

Description	Order code
1 –> 100	1SNA 230 060 R1500
101 –> 200	1SNA 230 061 R0200
201 –> 300	1SNA 230 062 R0300
301 –> 400	1SNA 230 063 R0400

Description	Order code
401 –> 500	1SNA 230 064 R0500
501 –> 600	1SNA 230 065 R0600
601 –> 700	1SNA 230 066 R0700
701 –> 800	1SNA 230 067 R0000

Description	Order code
801 –> 900	1SNA 230 068 R1100
901 –> 1000	1SNA 230 069 R1200
1001–> ...*	

* Other markings, see page 17

Card with 100 markers, repeated identical letters

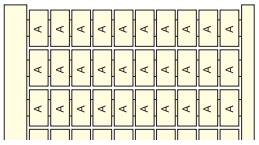

Description	Order code
100 x A	1SNA 230 180 R0300
100 x B	1SNA 230 181 R2000
100 x C	1SNA 230 182 R2100
100 x D	1SNA 230 183 R2200
100 x E	1SNA 230 184 R2300
100 x F	1SNA 230 185 R2400
100 x G	1SNA 230 186 R2500
100 x H	1SNA 230 187 R2600
100 x I	1SNA 230 188 R0700

Description	Order code
100 x J	1SNA 230 189 R0000
100 x K	1SNA 230 190 R0500
100 x L	1SNA 230 191 R2200
100 x M	1SNA 230 192 R2300
100 x N	1SNA 230 193 R2400
100 x O	1SNA 230 194 R2500
100 x P	1SNA 230 195 R2600
100 x Q	1SNA 230 196 R2700
100 x R	1SNA 230 197 R2000

Description	Order code
100 x S	1SNA 230 198 R0100
100 x T	1SNA 230 199 R0200
100 x U	1SNA 230 200 R2700
100 x V	1SNA 230 201 R1400
100 x W	1SNA 230 202 R1500
100 x X	1SNA 230 203 R1600
100 x Y	1SNA 230 204 R1700
100 x Z	1SNA 230 205 R1000

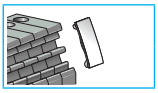

RC65 Markers for terminal blocks

Blank markers

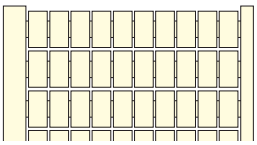

RC65

Technical features

Material	Flammability		Max. number of characters	Pack(ing)
Polyamide	V2		See selection guide	1

RC65 - Card with 100 markers, AMS 500 compatible

Description	Order code	Description	Order code	Description	Order code
white	1SNA 232 000 R0000	blue	1SNA 103 775 R0000	red	1SNA 103 776 R0100

AMS 500

Marking system

Description	Type	Order code	Pack(ing)
Marking table	AMS 500	1SNA 360 000 R2400	1

AMS 500 support plates

Description	Type	Order code	Pack(ing)
Support plate for 8 RC/MC/RCTT/WMTT/ BA4/RCT cards - Full format	SPRC 1	1SNA 360 010 R1500	1

1SNC160036S1701

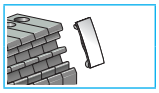

RC65 Markers for terminal blocks

Pre-printed markers for horizontal terminal block assemblies

Horizontal terminal block assembly

Technical features

Material	Flammability	Color		Pack(ing)
Polyamide	V2	White ☐		1

Card with 100 markers, ascending order repeated 10 times

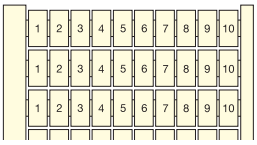

Description	Order code
0 –> 9	1SNA 232 001 R2500
1 –> 10	1SNA 232 002 R2600
11 –> 20	1SNA 232 003 R2700
21 –> 30	1SNA 232 004 R2000
31 –> 40	1SNA 232 005 R2100
41 –> 50	1SNA 232 006 R2200
51 –> 60	1SNA 232 007 R2300
61 –> 70	1SNA 232 008 R0400

Description	Order code
71 –> 80	1SNA 232 009 R0500
81 –> 90	1SNA 232 010 R2100
91 –> 100	1SNA 232 011 R1600
101 –> 110	1SNA 232 012 R1700
111 –> 120	1SNA 232 013 R1000
121 –> 130	1SNA 232 014 R1100
131 –> 140	1SNA 232 015 R1200
141 –> 150	1SNA 232 016 R1300

Description	Order code
151 –> 160	1SNA 232 017 R1400
161 –> 170	1SNA 232 018 R2500
171 –> 180	1SNA 232 019 R2600
181 –> 190	1SNA 232 020 R2300
191 –> 200	1SNA 232 021 R1000
201 –>... (-> 990)*	

* Other markings, see page 17

Card with 100 markers, ascending order

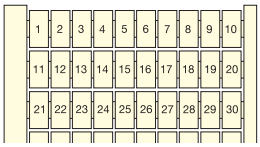

Description	Order code
1 –> 100	1SNA 232 030 R2500
101 –> 200	1SNA 232 031 R1200
201 –> 300	1SNA 232 032 R1300
301 –> 400	1SNA 232 033 R1400

Description	Order code
401 –> 500	1SNA 232 034 R1500
501 –> 600	1SNA 232 035 R1600
601 –> 700	1SNA 232 036 R1700
701 –> 800	1SNA 232 037 R1000

Description	Order code
801 –> 900	1SNA 232 038 R2100
901 –> 1000	1SNA 232 039 R2200
1001 –> ...*	

* Other markings, see page 17

Card with 100 markers, repeated identical numbers

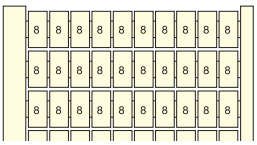

Description	Order code
100 x 0	1SNA 232 201 R0200
100 x 1	1SNA 232 202 R0300
100 x 2	1SNA 232 203 R0400
100 x 3	1SNA 232 204 R0500
100 x 4	1SNA 232 205 R0600
100 x 5	1SNA 232 206 R0700
100 x 6 / 100 x 9	1SNA 232 207 R0000

Description	Order code
100 x 7	1SNA 232 208 R1100
100 x 8	1SNA 232 209 R1200
100 x 10	1SNA 232 211 R2300
100 x 11	1SNA 232 212 R2400
100 x 12	1SNA 232 213 R2500
100 x 13	1SNA 232 214 R2600
100 x 14	1SNA 232 215 R2700

Description	Order code
100 x 15	1SNA 232 216 R2000
100 x 16	1SNA 232 217 R2100
100 x 17	1SNA 232 218 R0200
100 x 18	1SNA 232 219 R0300
100 x 19	1SNA 232 220 R0000
100 x 20	1SNA 232 221 R2500
100 x ... (–> 999)*	

* Other markings, see page 17

Card with 100 markers, alternate odd/even numbers for double deck blocks

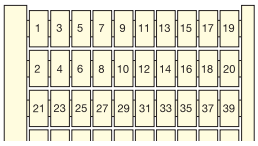

Description	Order code
1 –> 20	1SNA 232 133 R1500
21 –> 40	1SNA 232 134 R1600

Description	Order code
41 –> 60	1SNA 232 135 R1700
61 –> 80	1SNA 232 136 R1000

Description	Order code
81 –> 100	1SNA 232 137 R1100

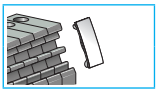

RC65 Markers for terminal blocks

Pre-printed markers for horizontal terminal block assemblies (continued)

Horizontal terminal block assembly

Technical features

Material	Flammability	Color		Pack[ing]
Polyamide	V2	White	☐	1

Card with 100 markers, repeated identical letters

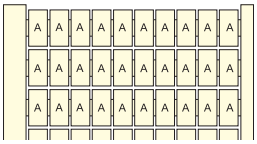

Description	Order Code
100 x A	1SNA 232 150 R0200
100 x B	1SNA 232 151 R2700
100 x C	1SNA 232 152 R2000
100 x D	1SNA 232 153 R2100
100 x E	1SNA 232 154 R2200
100 x F	1SNA 232 155 R2300
100 x G	1SNA 232 156 R2400
100 x H	1SNA 232 157 R2500
100 x I	1SNA 232 158 R0600

Description	Order Code
100 x J	1SNA 232 159 R0700
100 x K	1SNA 232 160 R0400
100 x L	1SNA 232 161 R2100
100 x M	1SNA 232 162 R2200
100 x N	1SNA 232 163 R2300
100 x O	1SNA 232 164 R2400
100 x P	1SNA 232 165 R2500
100 x Q	1SNA 232 166 R2600
100 x R	1SNA 232 167 R2700

Description	Order Code
100 x S	1SNA 232 168 R0000
100 x T	1SNA 232 169 R0100
100 x U	1SNA 232 170 R0600
100 x V	1SNA 232 171 R2300
100 x W	1SNA 232 172 R2400
100 x X	1SNA 232 173 R2500
100 x Y	1SNA 232 174 R2600
100 x Z	1SNA 232 175 R2700

Card with 100 markers, repeated identical symbols

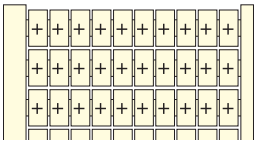

Description	Order code
100 x +	1SNA 232 111 R1700
100 x -	1SNA 232 112 R1000
100 x ~	1SNA 232 114 R1200

Description	Order code
100 x =	1SNA 232 113 R1100
100 x ⏚	1SNA 232 115 R1300

Card with 100 markers, 5 different symbols repeated 20 times

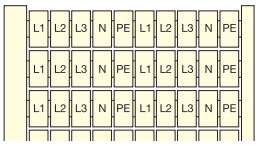

Description	Order code
20 x L1-L2-L3-N-PE	1SNA 232 131 R1300

Card with 100 markers, repeated identical symbols

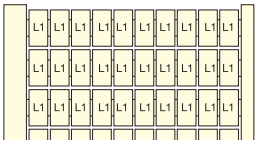

Description	Order code
100 x L1	1SNA 232 116 R1400
100 x L2	1SNA 232 117 R1500

Description	Order code
100 x L3	1SNA 232 118 R2600
100 x PE	1SNA 232 119 R2700

Card with 100 markers, 9 different symbols repeated 10 times

Description	Order code
10 x U1-U2-U3-V1-V2- V3-W1-W2-W3 + 10 x U1	1SNA 232 132 R1400

1SNC160036S1701

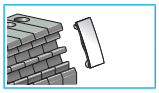

RC65 Markers for terminal blocks

Pre-printed markers for vertical terminal block assemblies

Vertical terminal block assembly

Technical features

Material	Flammability	Color		Pack(ing)
Polyamide	V2	White ☐		1

Card with 100 markers, ascending order repeated 10 times

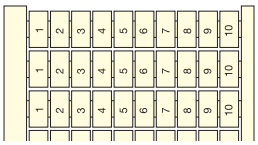

Description	Order Code
0 –> 9	1SNA 232 040 R0700
1 –> 10	1SNA 232 041 R2400
11 –> 20	1SNA 232 042 R2500
21 –> 30	1SNA 232 043 R2600
31 –> 40	1SNA 232 044 R2700
41 –> 50	1SNA 232 045 R2000
51 –> 60	1SNA 232 046 R2100
61 –> 70	1SNA 232 047 R2200
71 –> 80	1SNA 232 048 R0300
81 –> 90	1SNA 232 049 R0400
91 –> 100	1SNA 232 050 R0100
101 –> 110	1SNA 232 051 R2600
111 –> 120	1SNA 232 052 R2700
121 –> 130	1SNA 232 053 R2000
131 –> 140	1SNA 232 054 R2100
141 –> 150	1SNA 232 055 R2200
151 –> 160	1SNA 232 056 R2300
161 –> 170	1SNA 232 057 R2400
171 –> 180	1SNA 232 058 R0500
181 –> 190	1SNA 232 059 R0600
191 –> 200	1SNA 232 072 R2300
201 –>... (-> 990)*	

* Other markings, see page 17

Card with 100 markers, ascending order



Description	Order code
1 –> 100	1SNA 232 060 R0300
101 –> 200	1SNA 232 061 R2000
201 –> 300	1SNA 232 062 R2100
301 –> 400	1SNA 232 063 R2200
401 –> 500	1SNA 232 064 R2300
501 –> 600	1SNA 232 065 R2400
601 –> 700	1SNA 232 066 R2500
701 –> 800	1SNA 232 067 R2600
801 –> 900	1SNA 232 068 R0700
901 –> 1000	1SNA 232 069 R0000
1001–> ...*	

* Other markings, see page 17

Card with 100 markers, repeated identical numbers

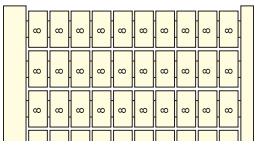

Description	Order code
100 x 0	1SNA 232 240 R1400
100 x 1	1SNA 232 241 R0100
100 x 2	1SNA 232 242 R0200
100 x 3	1SNA 232 243 R0300
100 x 4	1SNA 232 244 R0400
100 x 5	1SNA 232 245 R0500
100 x 6 / 100 x 9	1SNA 232 246 R0600
100 x 7	1SNA 232 247 R0700
100 x 8	1SNA 232 248 R1000
100 x 10	1SNA 232 250 R1600
100 x 11	1SNA 232 251 R0300
100 x 12	1SNA 232 252 R0400
100 x 13	1SNA 232 253 R0500
100 x 14	1SNA 232 254 R0600
100 x 15	1SNA 232 255 R0700
100 x 16	1SNA 232 256 R0000
100 x 17	1SNA 232 257 R0100
100 x 18	1SNA 232 258 R1200
100 x 19	1SNA 232 259 R1300
100 x 20	1SNA 232 260 R1000
100 x ... (–> 999)*	

* Other markings, see page 17

Card with 100 markers, repeated identical letters

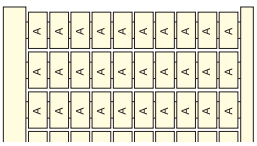

Description	Order Code
100 x A	1SNA 232 180 R2100
100 x B	1SNA 232 181 R1600
100 x C	1SNA 232 182 R1700
100 x D	1SNA 232 183 R1000
100 x E	1SNA 232 184 R1100
100 x F	1SNA 232 185 R1200
100 x G	1SNA 232 186 R1300
100 x H	1SNA 232 187 R1400
100 x I	1SNA 232 188 R2500
100 x J	1SNA 232 189 R2600
100 x K	1SNA 232 190 R2300
100 x L	1SNA 232 191 R1000
100 x M	1SNA 232 192 R1100
100 x N	1SNA 232 193 R1200
100 x O	1SNA 232 194 R1300
100 x P	1SNA 232 195 R1400
100 x Q	1SNA 232 196 R1500
100 x R	1SNA 232 197 R1600
100 x S	1SNA 232 198 R2700
100 x T	1SNA 232 199 R2000
100 x U	1SNA 232 200 R1500
100 x V	1SNA 232 235 R2300
100 x W	1SNA 232 236 R2400
100 x X	1SNA 232 237 R2500
100 x Y	1SNA 232 238 R0600
100 x Z	1SNA 232 239 R0700

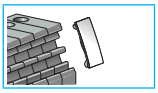

RCAL85 Markers for terminal blocks

Blank markers

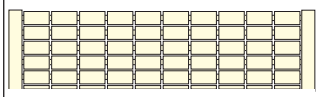

RCAL85

RCAL85 markers, for 8 mm spacing spring and ADO System® blocks only

Technical features

Material	Flammability	Color	Max. number of characters
Polyamide	V2	White ☐	See selection guide

Card with 100 markers

Description		Type	Order code	Pack[ing]
Card with 100 blank markers, AMS 500 compatible	white ☐	RCAL85	**1SNA 237 000 R0500**	1

AMS 500

Marking system

Description	Type	Order code	Pack[ing]
Marking table	AMS 500	**1SNA 360 000 R2400**	1

AMS 500 support plates

Description	Type	Order code	Pack[ing]
Support plate for 8 RC/MC/RCTT/WMTT/BA4/RCT cards - Full format	SPRC 1	**1SNA 360 010 R1500**	1

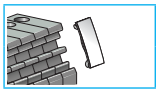

RCAL85 Markers for terminal blocks

Pre-printed markers

Technical features

Material	Flammability	Color		Pack(ing)
Polyamide	V2	White ☐		1

Horizontal terminal block assembly

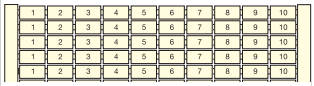

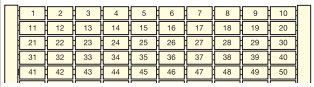

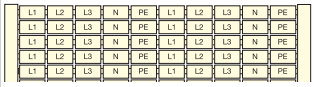

Markers for horizontal terminal block assemblies

Card with 100 markers, ascending order repeated 10 times

Description	Order code	Description	Order code	Description	Order code
0 –> 9	1SNA 237 001 R2200	61 –> 70	1SNA 237 008 R0100	131 –> 140	1SNA 237 015 R1700
1 –> 10	1SNA 237 002 R2300	71 –> 80	1SNA 237 009 R0200	141 –> 150	1SNA 237 016 R1000
11 –> 20	1SNA 237 003 R2400	81 –> 90	1SNA 237 010 R2600	151 –> 160	1SNA 237 017 R1100
21 –> 30	1SNA 237 004 R2500	91 –> 100	1SNA 237 011 R1300	161 –> 170	1SNA 237 018 R2200
31 –> 40	1SNA 237 005 R2600	101 –> 110	1SNA 237 012 R1400	171 –> 180	1SNA 237 019 R2300
41 –> 50	1SNA 237 006 R2700	111 –> 120	1SNA 237 013 R1500	181 –> 190	1SNA 237 020 R2000
51 –> 60	1SNA 237 007 R2000	121 –> 130	1SNA 237 014 R1600	191 –> 200	1SNA 237 021 R1500

Card with 100 markers, ascending order

Description	Order code	Description	Order code	Description	Order code
1 –> 100	1SNA 237 030 R2200	401 –> 500	1SNA 237 034 R1200	801 –> 900	1SNA 237 075 R2300
101 –> 200	1SNA 237 031 R1700	501 –> 600	1SNA 237 035 R1300	901 –> 1000	1SNA 237 076 R2400
201 –> 300	1SNA 237 032 R1000	601 –> 700	1SNA 237 036 R1400		
301 –> 400	1SNA 237 033 R1100	701 –> 800	1SNA 237 074 R2200		

Card with 100 markers, 5 different symbols repeated 20 times

Description	Order code
20 x L1-L2-L3-N-PE	1SNA 237 131 R1000

Card with 100 markers, 9 different symbols repeated 10 times

Description	Order code
10 x U1-U2-U3-V1-V2-V3-W1-W2-W3 + 10 x U1	1SNA 237 132 R1100

Markers for vertical terminal block assemblies

Vertical terminal block assembly

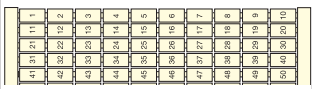

Card with 100 markers, ascending order repeated 10 times

Description	Order code	Description	Order code	Description	Order code
0 –> 9	1SNA 237 040 R0400	61 –> 70	1SNA 237 047 R2700	131 –> 140	1SNA 237 082 R1300
1 –> 10	1SNA 237 041 R2100	71 –> 80	1SNA 237 048 R0000	141 –> 150	1SNA 237 083 R1400
11 –> 20	1SNA 237 042 R2200	81 –> 90	1SNA 237 049 R0100	151 –> 160	1SNA 237 084 R1500
21 –> 30	1SNA 237 043 R2300	91 –> 100	1SNA 237 050 R0600	161 –> 170	1SNA 237 085 R1600
31 –> 40	1SNA 237 044 R2400	101 –> 110	1SNA 237 051 R2300	171 –> 180	1SNA 237 086 R1700
41 –> 50	1SNA 237 045 R2500	111 –> 120	1SNA 237 080 R2500	181 –> 190	1SNA 237 087 R1000
51 –> 60	1SNA 237 046 R2600	121 –> 130	1SNA 237 081 R1200	191 –> 200	1SNA 237 088 R2100

Card with 100 markers, ascending order

Description	Order code	Description	Order code	Description	Order code
1 –> 100	1SNA 237 060 R0000	301 –> 400	1SNA 237 063 R2700	601 –> 700	1SNA 237 066 R2200
101 –> 200	1SNA 237 061 R2500	401 –> 500	1SNA 237 064 R2000	701 –> 800	1SNA 237 067 R2300
201 –> 300	1SNA 237 062 R2600	501 –> 600	1SNA 237 065 R2100	801 –> 900	1SNA 237 068 R0400

Markers for terminal blocks from other manufacturers

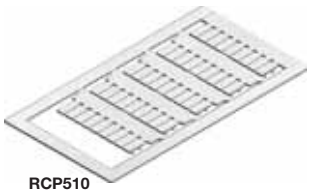

RCP510

- Marker compatible with all types of marking solutions (indelible pen, AMS 500, HTP500)
- Marker in rigid polycarbonate to guarantee excellent resistance
- Smooth and aesthetic marker

Technical features

Material	Flammability	Color	Max. number of characters
Polycarbonate	V0	White ☐	6

Card with blank markers

Description	Dimensions	Type	Order code	Pack(ing)
Card with 45 markers for Wago and Phoenix screw blocks, AMS 500 and HTP500 compatible	10 x 5 mm *.394" x .197"*	RCP510	**1SNA 235 095 R1600**	12
Card with 45 markers for Weidmüller blocks, AMS 500 and HTP500 compatible	10 x 5 mm *.394" x .197"*	RCW510	**1SNA 235 096 R1700**	12
Card with 45 markers for Legrand, Wieland and Télémécanique blocks, AMS 500 and HTP500 compatible	10 x 5 mm *.394" x .197"*	RCL510	**1SNA 235 097 R1000**	12

AMS 500

HTP500

Marking system

Description	Type	Order code	Pack(ing)
Marking table	AMS 500	**1SNA 360 000 R2400**	1
Thermal transfer printer	HTP500 KIT	**1SNA 235 700 R1500**	1

AMS 500 support plates

Description	Type	Order code	Pack(ing)
Support plate for 8 RC/MC/RCTT/WMTT/ BA4/RCT cards - Full format	SPRC 1	**1SNA 360 010 R1500**	1

Support plates for HTP500

Description	Type	Order code	Pack(ing)
Semi-automatic support plate for other terminal block markers	HTP500-PL3	**1SNA 235 707 R0000**	1

1SNC160038S1701

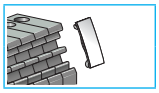

REH3 Markers for terminal blocks

Labels

REH3 - blank

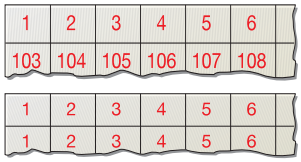

REH3 - with numbers

Technical features

Material	Flammability	Color	Max. number of characters
		White ☐	

REH3 blank labels

REH3 - Card with 680 pre-cut labels

Description	Dimensions	Type	Order code	Pack(ing)
Card with 680 labels AMS 500 compatible	7 x 5 mm *.276" x .197"*	REH3	**1SNA 163 155 R2600**	1

REH3 labels with numbers

REH3 - Card with 680 pre-cut labels with numbers - Red print on white background
On request: black print on white background

Description	Dimensions	Type	Order code	Pack(ing)
Card with 680 labels 6 series from 1 to 102 + 1 series from 103 to 170	7 x 5 mm *.276" x .197"*	REH3	**1SNA 163 167 R2200**	1
Card with 680 labels 22 series from 1 to 30 + 1 series from 1 to 20	7 x 5 mm *.276" x .197"*	REH3	**1SNA 164 695 R2500**	1

AMS 500

Marking system

Description	Type	Order code	Pack(ing)
Marking table	AMS 500	**1SNA 360 000 R2400**	1

AMS 500 support plates

Description	Type	Order code	Pack(ing)
A4 universal support plate	SPRC 21	**1SNA 360 031 R0600**	1

Notes

1SNC160039S1701

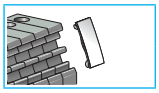

RCT Markers for terminal blocks

Top marking

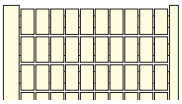

For screw and ADO System® blocks with 6 mm .236" or 8 mm .315" spacing

Technical features

Material	Flammability	Color	Max. number of characters
		White ☐	

RCT610 - Card with 100 markers

Description	Type	Order code	Pack(ing)
Card with 100 blank markers	RCT610	**1SNA 236 000 R0400**	1
AMS 500 compatible	RCT810	**1SNA 236 500 R0600**	1

Markers with numbers for top marking

RCT610 - Card with 100 markers, ascending order

Description	Type	Order code	Pack(ing)
1 –> 100	RCT610	**1SNA 236 001 R2100**	1
	RCT810	**1SNA 236 501 R2300**	1

AMS 500

Marking system

Description	Type	Order code	Pack(ing)
Marking table	AMS 500	**1SNA 360 000 R2400**	1

AMS 500 support plates

Description	Type	Order code	Pack(ing)
Support plate for 8 RC/MC/RCTT/WMTT/ BA4/RCT cards - Full format	SPRC 1	**1SNA 360 010 R1500**	1

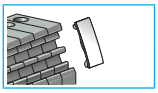

RCP5 Markers for terminal blocks

Pivoting card marking

This pivoting card marking allows the marking of terminal block groups. After assembly, the pivoting part allows access to the screws without removing the marker. Compatible with individual RC-type marking for terminal blocks (see assembly below).

Can be fitted onto several adjacent terminal blocks.
Can be snapped into the terminal block marker slots:
MA 2,5/5, M 4/6, M 6/8, M 10/10, M 16/12

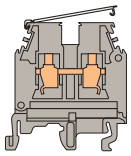

RCP5

Technical features

Material	Flammability	Color	Max. number of characters
		White ☐	

RCP5 - Card with 10 markers

Description	Spacing	Type	Order code	Pack(ing)
Card with 10 blank markers	5 mm *.197"*	RCP5	**1SNA 103 888 R2300**	1

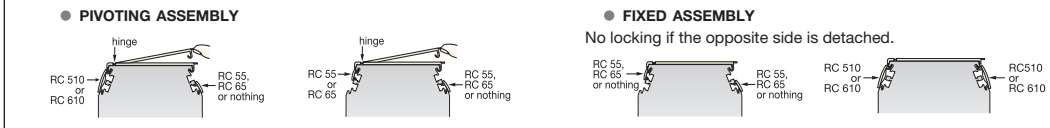

1SNC160040S1702

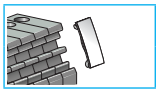

EPU Markers for terminal blocks

Protective label

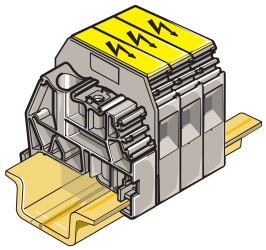

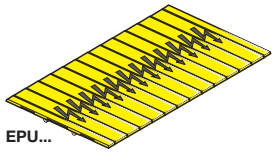

EPU...

Indicates live circuits, prohibiting access to the connection screws.

This accessory also protects connections from dust and from touch.

EPU... can cover 1 single block.

Yellow label with black arrow, to be snapped directly onto the terminal block.

Technical features

Material	Flammability	Color	
		Yellow	

EPU5 - EPU6 - Card of 12 protective labels

Description	Type	Order code	Pack(ing)
Card of 12 protective labels for blocks of type MA 2.5/5	EPU5	**1SNA 107 033 R1000**	1
Card of 12 protective labels for blocks of type M 4/6 - M 6/8 - M 10/10 - M 16/12 (1)	EPU6	**1SNA 107 038 R2500**	1

(1) Use 2 EPU6 labels for blocks with 12 mm .472" spacing.

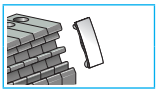

RB-12W7 Markers for terminal blocks

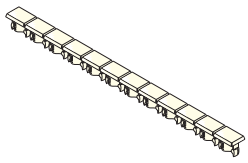

RB-12W7

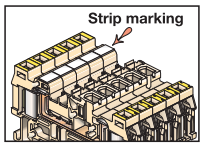

Strip of 12 units for ADO System®/pluggable terminal blocks with 7.62 mm *.300"* spacing
Blank markers, marking on request. Width: 3.6 mm *.142"*

Technical features

Material	Flammability	Color	Max. number of characters
		White ☐	

RB-12W7 - Strip of 12 blank markers

Description	Type	Order code	Pack(ing)
Strip of 12 blank markers AMS 500 compatible	RB-12W7	**1SNA 290 455 R0700**	50

AMS 500

Marking system

Description	Type	Order code	Pack(ing)
Marking table	AMS 500	**1SNA 360 000 R2400**	1

AMS 500 support plates

Description	Type	Order code	Pack(ing)
Support plate for RB strips	SPRC 4	**1SNA 360 014 R0500**	1

1SNC160041S1701

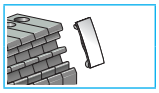

RTM Markers for terminal blocks

Top marking strips for terminal blocks

RTM...

Top marking strip mounted by sliding it over a series of terminal blocks.

RTM7 : for screw + ADO System® blocks with 6mm *.236"* to 12 mm *.472"* spacing
width: 7.6 mm *.299"*
length: 0.50 m *19.685"*

RTM9 : for blocks of type MA 2.5/5 and M 35/16
width : 10 mm *.394"*
length: 0.50 m *19.685"*

Technical features

Material	Flammability	Color	Max. number of characters
		White ☐	

Blank markers

RTM7 - RTM9 - Blank marking strip

Description	Type	Order code	Pack(ing)
Blank marking strip for blocks with 6 mm *.236"* to 12 mm *.472"* spacing AMS 500 compatible	RTM7	**1SNA 168 410 R0700**	1
Blank marking strip for blocks with 5 mm *.197"* to 16 mm *.630"* spacing AMS 500 compatible	RTM9	**1SNA 164 602 R0000**	1

Markers with numbers

RTM7 - Pre-printed marking strip

Description	Spacing	Type	Order code	Pack(ing)
Marking strip, black print on white background: 1 to 50 on one side, 51 to 100 on the other side	6 mm *.236"*	RTM7	**1SNA 103 115 R1300**	1
	8 mm *.315"*	RTM7	**1SNA 103 116 R1400**	1
	10 mm *.394"*	RTM7	**1SNA 103 922 R1400**	1

AMS 500

Marking system

Description	Type	Order code	Pack(ing)
Marking table	AMS 500	**1SNA 360 000 R2400**	1

AMS 500 support plates

Description	Type	Order code	Pack(ing)
Support plate for RTM7 and RTM9	SPRC 5	**1SNA 360 015 R0600**	1

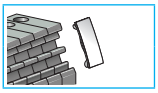

PEC Marker holder for terminal block identification

Blank markers

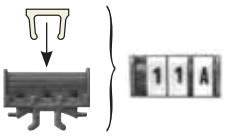

These marker holders are slid into the blocks' marker slots, from 5 mm *.197"* spacing upwards, before the blocks are mounted on the mounting rail.

They enable marking from 0 to 9999 or from 0 to 99999 with minimum stock as they can take 4 or 5 **RPC** markers that are slid into place. The **RPC** markers are delivered in stems of 10 identical markers. Black print on white background.

To use it: Detach the selected marker from the stem, slide it onto the **PEC** marker holder.

Dimensions: 0.5 x 2.5 mm *.020" x .098"*

Technical features

Material	Flammability	Color	Max. number of characters
		White ☐	1

RPCV - Stem of 10 blank markers

Description	Type	Order code	Pack(ing)
Stem of 10 blank markers AMS 500 compatible	RPCV	**1SNA 235 250 R1100**	10

PEC - Marker holder

Description	Type	Order code	Pack(ing)
Marker holder for 4 RPC markers: marking from 0 to 9999	PEC4	**1SNA 114 012 R0100**	100
Marker holder for 5 RPC markers: marking from 0 to 99999	PEC5	**1SNA 116 600 R0200**	100

AMS 500

Marking system

Description	Type	Order code	Pack(ing)
Marking table	AMS 500	**1SNA 360 000 R2400**	1

AMS 500 support plates

Description	Type	Order code	Pack(ing)
Support plate for RPCV markers	SPRC 28	**1SNA 360 040 R2300**	1

1SNC160042S1701

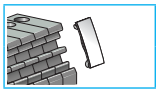

PEC Marker holder for terminal block identification

Pre-printed markers

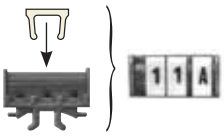

These marker holders are slid into the blocks' marker slots, from 5 mm *.197"* spacing upwards, before the blocks are mounted on the mounting rail.

They enable marking from 0 to 9999 or from 0 to 99999 with minimum stock as they can take 4 or 5 **RPC** markers that are slid into place. The **RPC** markers are delivered in stems of 10 identical markers. Black print on white background.

To use it: Detach the selected marker from the stem, slide it onto the **PEC** marker holder.

Dimensions: 0.5 x 2.5 mm *.020" x .098"*

Technical features

Material	Flammability	Color	Max. number of characters
		White ☐	1

Stem of 10 pre-printed markers

Description		Type	Order code	Pack[ing]
Stem of 10 identical numbers	**0**	RPCC	**1SNA 235 260 R1300**	10
	1	RPCC	**1SNA 235 261 R0000**	10
	2	RPCC	**1SNA 235 262 R0100**	10
	3	RPCC	**1SNA 235 263 R0200**	10
	4	RPCC	**1SNA 235 264 R0300**	10
	5	RPCC	**1SNA 235 265 R0400**	10
	6	RPCC	**1SNA 235 266 R0500**	10
	7	RPCC	**1SNA 235 267 R0600**	10
	8	RPCC	**1SNA 235 268 R1700**	10
	9	RPCC	**1SNA 235 269 R1000**	10
Stem of 10 numbers from 0 to 9		RPCC	**1SNA 235 270 R1500**	10
Stem of 10 identical letters	**A**	RPCL	**1SNA 235 271 R0200**	10
	B	RPCL	**1SNA 235 272 R0300**	10
	C	RPCL	**1SNA 235 273 R0400**	10
	D	RPCL	**1SNA 235 274 R0500**	10
	E	RPCL	**1SNA 235 275 R0600**	10
	F	RPCL	**1SNA 235 276 R0700**	10
	G	RPCL	**1SNA 235 277 R0000**	10
	H	RPCL	**1SNA 235 278 R1100**	10
	I	RPCL	**1SNA 235 279 R1200**	10
	J	RPCL	**1SNA 235 280 R0000**	10
	K	RPCL	**1SNA 235 281 R2500**	10
	L	RPCL	**1SNA 235 282 R2600**	10
	M	RPCL	**1SNA 235 283 R2700**	10
	N	RPCL	**1SNA 235 284 R2000**	10
	O	RPCL	**1SNA 235 285 R2100**	10
	P	RPCL	**1SNA 235 286 R2200**	10
	Q	RPCL	**1SNA 235 287 R2300**	10
	R	RPCL	**1SNA 235 288 R0400**	10
	S	RPCL	**1SNA 235 289 R0500**	10
	T	RPCL	**1SNA 235 290 R0200**	10
	U	RPCL	**1SNA 235 291 R2700**	10
	V	RPCL	**1SNA 235 292 R2000**	10
	W	RPCL	**1SNA 235 293 R2100**	10
	X	RPCL	**1SNA 235 294 R2200**	10
	Y	RPCL	**1SNA 235 295 R2300**	10
	Z	RPCL	**1SNA 235 296 R2400**	10
Stem of 10 identical symbols	**+**	RPCS	**1SNA 235 251 R0600**	10
	-	RPCS	**1SNA 235 252 R0700**	10
	~	RPCS	**1SNA 235 253 R0000**	10
	=	RPCS	**1SNA 235 254 R0100**	10
	⏚	RPCS	**1SNA 235 255 R0200**	10

PEC - Marker holder

Description	Type	Order code	Pack[ing]
Marker holder for 4 RPC markers: marking from 0 to 9999	PEC4	**1SNA 114 012 R0100**	100
Marker holder for 5 RPC markers: marking from 0 to 99999	PEC5	**1SNA 116 600 R0200**	100

PEP Marker holder for power terminal blocks

These marker holders are snapped onto the **ECP** and **ECS** power block end sections, as well as onto the I type power block cable clamps.

They may also be mounted on the **SCF** separator end sections.

PEP

PEP - Marker holder for power blocks

Description	Type	Order code	Pack(ing)
Power block marker holder for RC610 markers	PEP	**1SNA 113 762 R2400**	1

PEV Pivoting marker holder for terminal blocks

These pivoting marker holders are slid into one of the terminal block's two marker slots, from 6 mm *.236"* spacing upwards, before the blocks are mounted on the mounting rail. The upper pivoting part allows access to the screws.

Designed to be mounted individually, they can only be fitted side by side with a spacing of 10 mm *.394"*.

Dimensions: 29 x 6 mm *1.142" x .236"*

PEV

PEV - Pivoting marker holder

Description	Type	Order code	Pack(ing)
Pivoting marker holder	PEV	**1SNA 113 180 R1200**	10

RPEV - Card with 99 blank markers

Description	Type	Order code	Pack(ing)
Card with 99 blank pre-cut markers AMS 500 compatible	RPEV	**1SNA 173 178 R0700**	1

RPEV

AMS 500

Marking system

Description	Type	Order code	Pack(ing)
Marking table	AMS 500	**1SNA 360 000 R2400**	1

AMS 500 support plates

Description	Type	Order code	Pack(ing)
A4 universal support plate	SPRC 21	**1SNA 360 031 R0600**	1

1SNC160043S1701

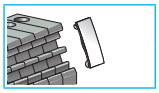

EP Protective label for terminal blocks

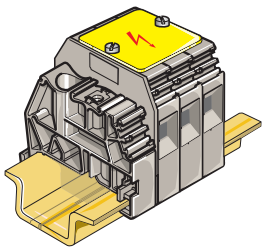



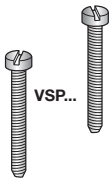

Indicates live circuits, prohibiting access to the connection screws. This accessory also protects connections from dust and from touch. **EP**... can cover 3 or 4 blocks.
Yellow label with red arrow, to be attached using 2 nylon **VSP** screws ....to be ordered separately.

Technical features

Material	Flammability	Color		Pack(ing)
		Yellow		10

		Protective label		Screw for protective label	
Block type	No. of blocks	Type	Order code	Type	Order code
M 4/6	4	EP6	**1SNA 163 427 R1700**	VSP6	**1SNA 163 433 R1500**
M 6/8	3	EP6	**1SNA 163 427 R1700**	VSP6	**1SNA 163 433 R1500**
	4	EP8	**1SNA 163 428 R2000**	VSP6	**1SNA 163 433 R1500**
M 6/8.RS	3	EP6	**1SNA 163 427 R1700**	VSP68	**1SNA 206 103 R0700**
	4	EP8	**1SNA 163 428 R2000**	VSP68	**1SNA 206 103 R0700**
M 10/10	3	EP8	**1SNA 163 428 R2000**	VSP6	**1SNA 163 433 R1500**
	4	EP10	**1SNA 163 429 R2100**	VSP6	**1SNA 163 433 R1500**
M 10/10.RS	3	EP8	**1SNA 163 428 R2000**	VSP68	**1SNA 206 103 R0700**
	4	EP10	**1SNA 163 429 R2100**	VSP68	**1SNA 206 103 R0700**
M 16/12	3	EP10	**1SNA 163 429 R2100**	VSP12	**1SNA 163 432 R1400**
	4	EP12	**1SNA 163 430 R2600**	VSP12	**1SNA 163 432 R1400**
M 35/16	3	EP12	**1SNA 163 430 R2600**	VSP16	**1SNA 173 147 R2000**
	4	EP16	**1SNA 163 431 R1300**	VSP16	**1SNA 173 147 R2000**
D 70/22	3	EP223	**1SNA 173 327 R2400**	VSP22	**1SNA 400 252 R1200**
	4	EP224	**1SNA 173 328 R0500**	VSP22	**1SNA 400 252 R1200**

RTC Top marking for terminal blocks

CPM + RTC

The **CPM** cover protects the user from accidentally touching the live circuits. It is snapped onto the **FE** (end sections), the **FJ** (middle end sections) and the **SCF, SCFT** or **SCFM** separators.

It also allows the terminal block to be marked by using a **RTC** blank strip which slides into the cover.

RTC - Top marking for CPM

Description	Type	Order code	Pack(ing)
Top marking for CPM 20 mm x 1 m *.79" x 39"*	RTC	**1SNA 163 156 R2700**	1

CPM - Protective cover

Description		Type	Order code	Pack(ing)
Protective cover	transparent	CPM	**1SNA 187 312 R1400**	1
32 x 500 mm *1.26" x 19.70"*	beige	CPM	**1SNA 197 312 R1600**	1

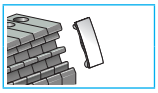

PEAD Marker holder for end stop

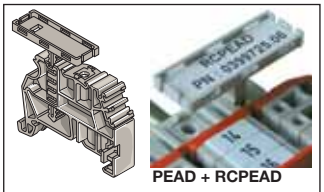

PEAD + RCPEAD

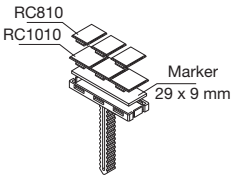

Adjustable marker holder for end stop, mounted on the upper part of the **BADL**.

Markers for **PEAD**: blank, transparent (protective labels) or **RC810** (3 markers max.) or **RC1010** (3 markers max.) standard marking

Dimensions of blank markers: 29 x 9 mm *1.142" x .354"*

Marker holder

Description	Type	Order code	Pack(ing)
Adjustable marker holder for BADL and BAM end stops	PEAD	**1SNA 399 719 R1000**	20

Cards

Description	Type	Order code	Pack(ing)
Card with 40 blank markers AMS 500 compatible	RCPEAD	**1SNA 399 725 R0600**	1
Card with 20 transparent protective markers	EPR2	**1SNA 399 726 R0700**	1
Plate of 36 white self adhesive labels HTP500 and AMS 500 compatible	RCPEAD-TT	**1SNA 235 158 R0100**	25
Plate of 36 yellow self adhesive labels HTP500 and AMS 500 compatible	RCPEAD-TT-YL	**1SNA 235 159 R0200**	25

AMS 500

HTP500

Marking system

Description	Type	Order code	Pack(ing)
Marking table	AMS 500	**1SNA 360 000 R2400**	1
Thermal transfer printer	HTP500 KIT	**1SNA 235 700 R1500**	1

AMS 500 support plates

Description	Type	Order code	Pack(ing)
A4 universal support plate	SPRC 21	**1SNA 360 031 R0600**	1

1SNC160045S1701

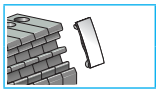

PIB, PEH Marker holders for end stop

PEB - PIB...

PEH

Marker holders

Description		Type	Order code	Pack(ing)
Marker holder snapped onto end-stop (marker not included)				
Screw	grey □	PEB	**1SNA 113 077 R1100**	50
Atex-Spring-ADO marker	grey □	PEB	**1SNA 195 077 R1400**	50
PEB marker holder with marker to be handwritten or printed with AMS 500 marking table, protection included		PEBM	**1SNA 113 084 R0100**	50
Horizontal marker holder, attached across the end-stop		PEH	**1SNA 163 211 R2600**	10

Markers

Description	Dimensions	Type	Order code	Pack(ing)
Strip of 7 markers for PEB AMS 500 compatible	35 x 17 mm *1.378" x .669"*	PIB3	**1SNA 235 462 R2200**	50
Marker for PEB white marking on black background	35 x 17 mm *1.378" x .669"*	PIB	**1SNA 173 812 R1300**	100
Card with 120 blank pre-cut markers for PEH, AMS 500 compatible	40 x 5 mm *1.575" x .197"*	RPEH	**1SNA 163 007 R2600**	1

Protection

Description	Type	Order code	Pack(ing)
Protection for PIB marker	EPR1	**1SNA 178 431 R2200**	1

AMS 500

Marking system

Description	Type	Order code	Pack(ing)
Marking table	AMS 500	**1SNA 360 000 R2400**	1

AMS 500 support plates

Description	Type	Order code	Pack(ing)
Support plate for PIB	SPRC 13	**1SNA 360 023 R0600**	1

Repères pour appareillage

RPA

PIB2

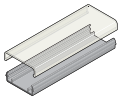

PCT100015
PAM100015

BA5-50

BA4

Caractéristiques techniques

Matière	Inflammabilité	Couleur	Nombre max. de caractères
		Blanc ☐	

RPA - PIB2 - Étiquettes adhésives

Description	Dimensions	Type	Réf. Commerciale	Colis.
Bande de 16 étiquettes adhésives compatible AMS 500	8 x 17.5 mm *.315" x .689"*	RPA	**1SNA 235 463 R2300**	50
Bande de 7 étiquettes adhésives compatible AMS 500	35 x 17.5 mm *1.378" x .689"*	PIB2	**1SNA 235 461 R2100**	50
Plaque de 77 étiquettes adhésives blanches compatibles HTP500 et AMS 500	8 x 17.5 mm *.315" x .689"*	RPA-TT	**1SNA 235 151 R2200**	25
Plaque de 77 étiquettes adhésives jaunes compatibles HTP500 et AMS 500	8 x 17.5 mm *.315" x .689"*	RPA-TT-YL	**1SNA 235 152 R2300**	25
Plaque de 15 étiquettes adhésives blanches compatibles HTP500 et AMS 500	17.5 x 35 mm *.689" x 1.39"*	PIB2-TT	**1SNA 235 155 R2600**	25
Plaque de 15 étiquettes adhésives jaunes compatibles HTP500 et AMS 500	17.5 x 35 mm *.689" x 1.39"*	PIB2-TT-YL	**1SNA 235 157 R2000**	25

Accessoires

Description		Type	Réf. Commerciale	Colis.
Profil adhésif de marquage	1000 x 15 mm *39.37" x .591"*	PAM100015	**1SNA 235 146 R2500**	35
Couvercle transparent pour marquage	1000 x 15 mm *39.37" x .591"*	PCT100015	**1SNA 235 147 R2600**	35

BA5-50 - Repères pour contacteurs, relais thermiques et accessoires

Description	Dimensions	Type	Réf. Commerciale	Colis.
Boîte de 50 repères vierges	7 x 19 mm *.276" x .748"*	BA5-50	**1SBN 110 000 R1000**	1
Boîte de 16 cartes repères (16 repères par carte) imprimables sur les systèmes de marquage HTP500 et AMS 500, pour identifier vos solutions de démarrage moteur ABB.	7 x 20 mm *.276" x .787"*	BA4	**1SNA 235 156 R2700**	16

AMS 500

HTP500

Système de marquage

Description	Type	Réf. Commerciale	Colis.
Table traçante	AMS 500	**1SNA 360 000 R2400**	1
Imprimante à transfert thermique	HTP500 KIT	**1SNA 235 700 R1500**	1

Plaques support pour AMS 500

Description	Type	Réf. Commerciale	Colis.
Plaque support pour PIB	SPRC 13	**1SNA 360 023 R0600**	1
Plaque support pour BA5-50	SPRC 14	**1SNA 360 024 R0700**	1
Plaque support pour 8 BA4	SPRC 1	**1SNA 360 010 R1500**	1
Plaque support universelle A4	SPRC 21	**1SNA 360 031 R0600**	1

Plaques support pour HTP500

Description	Type	Réf. Commerciale	Colis.
Plaque support pour cartes repères BA4	HTP500-BA4	**1SNA 235 712 R2400**	1

1SNC160046S1702

Repères adhésifs pour appareillage

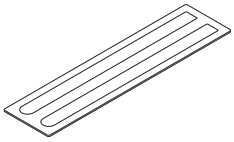

PAM21515

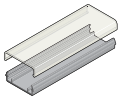

PCT100015

PAM100015

AMS 500

HTP500

Caractéristiques techniques

Matière	Inflammabilité	Couleur	Nombre max. de caractères
PVC + ACR	V0	Blanc ☐	

Étiquettes adhésives

Description	Dimensions	Type	Réf. Commerciale	Colis.
Bande de 2 étiquettes adhésives modulaires compatible AMS 500 et HTP500	215 x 15 mm *8.465" x .591"*	PAM21515	**1SNA 235 103 R2300**	20
	430 x 15 mm *16.929" x .591"*	PAM43015	**1SNA 235 104 R2400**	20
	215 x 20 mm *8.465" x 1.969"*	PAM21520	**1SNA 235 105 R2500**	20
	430 x 20 mm *16.929" x 1.969"*	PAM43020	**1SNA 235 106 R2600**	20

Accessoires

Description		Type	Réf. Commerciale	Colis.
Profil adhésif de marquage	1000 x 15 mm *39.37" x .591"*	PAM100015	**1SNA 235 146 R2500**	35
Couvercle transparent pour marquage	1000 x 15 mm *39.37" x .591"*	PCT100015	**1SNA 235 147 R2600**	35

Appareils de marquage

Description	Type	Réf. Commerciale	Colis.
Table traçante	AMS 500	**1SNA 360 000 R2400**	1
Imprimante à transfert thermique	HTP500 KIT	**1SNA 235 700 R1500**	1

Plaques support pour AMS 500

Description	Type	Réf. Commerciale	Colis.
Plaque support pour bande PAM	SPRC 27	**1SNA 360 037 R0400**	1

Plates for control and signaling equipment

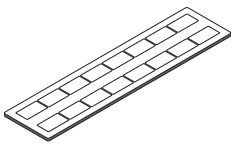

PPB2715

PPB2715
KA1-8121
MA6-1061

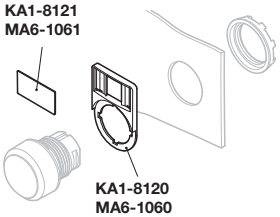

KA1-8120
MA6-1060

KA1-8120

MA6-1060

- Plate compatible with all types of marking solutions (indelible pen, AMS 500, HTP500)
- Multi-layer plate for engraving

Technical features

Material	Flammability	Color	Max. number of characters
MMA for PPB2715	HB	Black and white ☐■ Silver and black ☐■	

Plates

Description	Dimensions	Type	Order code	Pack(ing)
Card of 16 double-layered black and white plates, AMS 500 and HTP500 compatible	27 x 15 mm *1.063" x .591"*	PPB2715	**1SNA 235 111 R1200**	12
Silver and black double-layered plate, not compatible with AMS 500 and HTP500	27 x 15 mm *1.063" x .591"*	KA1-8121	**1SFA 616 920 R8121**	10
Silver and black double-layered plate, not compatible with AMS 500 and HTP500	27 x 12 mm *1.063" x .472"*	MA6-1061	**1SFA 611 930 R1061**	10

Plate-holders

Description		Type	Order code	Pack(ing)
Black plate-holder for push-buttons	27 x 15 mm *1.063" x .591"*	KA1-8120	**1SFA 616 920 R8120**	10
Black plate-holder for push-buttons	27 x 12 mm *1.063" x .472"*	MA6-1060	**1SFA 611 930 R1060**	10

AMS 500

HTP500

Marking system

Description	Type	Order code	Pack(ing)
Marking table	AMS 500	**1SNA 360 000 R2400**	1
Thermal transfer printer	HTP500 KIT	**1SNA 235 700 R1500**	1

AMS 500 support plates

Description	Type	Order code	Pack(ing)
A4 universal support plate	SPRC 21	**1SNA 360 031 R0600**	1

1SNC160047S1702

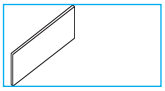

Plates for Sub-assemblies

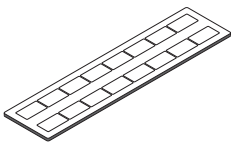

PPB2715

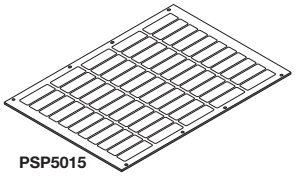

PSP5015

Technical features

Material	Flammability	Color	Max. number of characters
MMA for PPB2715	HB	White ☐	
MMA + ACR for PSP5015	HB		

PPB2715 - PSP5015 - Plates

Description	Dimensions 1 marker	Type	Order code	Pack(ing)
Card of 16 double-layered black and white plates, AMS 500 and HTP500 compatible	27 x 15 mm *1.063" x .591"*	PPB2715	**1SNA 235 111 R1200**	12
Card of 55 double-layered black and white plates, AMS 500 and HTP500 compatible	50 x 15 mm *1.969" x .591"*	PSP5015	**1SNA 235 109 R0100**	2

Accessories

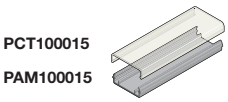

PCT100015
PAM100015

Description		Type	Order code	Pack(ing)
Adhesive marking profile	1000 x 15 mm *39.37" x .591"*	PAM100015	**1SNA 235 146 R2500**	35
Transparent cover for marking	1000 x 15 mm *39.37" x .591"*	PCT100015	**1SNA 235 147 R2600**	35

AMS 500

HTP500

Marking system

Description	Type	Order code	Pack(ing)
Marking table	AMS 500	**1SNA 360 000 R2400**	1
Thermal transfer printer	HTP500 KIT	**1SNA 235 700 R1500**	1

AMS 500 support plates

Description	Type	Order code	Pack(ing)
A4 universal support plate	SPRC 21	**1SNA 360 031 R0600**	1

Identification plates for electrical boxes and cabinets



PPT12030

- Multi-layer plate for engraving
- Product may be snapped onto the outside of electrical cabinets

Technical features

Material	Flammability	Color	Max. number of characters
MMA for PPT12030	V0	White ☐	
MMA for PPT18050	HB		

Information plates

Description	Dimensions	Type	Order code	Pack(ing)
Adhesive identification plate for panels, AMS 500 and HTP500 compatible	100 x 60 mm *3.937" x 2.362"*	PAT10060	**1SNA 235 114 R1500**	15
Perforated plate for outside section of panels, AMS 500 and HTP500 compatible	120 x 30 mm *4.724" x 1.181"*	PPT12030	**1SNA 235 115 R1600**	50
Perforated plate for outside section of panels, AMS 500 and HTP500 compatible	180 x 50 mm *7.087" x 1.969"*	PPT18050	**1SNA 235 116 R1700**	30

AMS 500

HTP500

Marking system

Description	Type	Order code	Pack(ing)
Marking table	AMS 500	**1SNA 360 000 R2400**	1
Thermal transfer printer	HTP500 KIT	**1SNA 235 700 R1500**	1

AMS 500 support plates

Description	Type	Order code	Pack(ing)
A4 universal support plate	SPRC 21	**1SNA 360 031 R0600**	1

1SNC160049S1701

Notes

Terminal blocks entrelec®

Index

Summary

Numerical index 526

Alphabetical index 540

Index
Classification by part numbers

Part numbers	Types	Pages
1SBN 110...		
1SBN 110 000 R1000	BA-50	518
1SFA 611...		
1SFA 611 930 R1060	MA6-1060	520
1SFA 611 930 R1061	MA6-1061	520
1SFA 616...		
1SFA 616 920 R8120	KA1-8120	520
1SFA 616 920 R8121	KA1-8121	520
1SNA 007...		
1SNA 007 025 R1700	M4/6.CAI/U-250	120
1SNA 007 026 R1000	M4/6.CAI/U-500	120
1SNA 007 865 R2600	FC2	458
1SNA 008...		
1SNA 008 096 R2000	FUPLV	77
1SNA 008 097 R2100	FUPLV	77
1SNA 008 098 R0200	FUPLV	77
1SNA 008 288 R1500	FU520	77
1SNA 008 289 R1600	FU520	77
1SNA 008 290 R1300	FU520	77
1SNA 008 291 R0000	FU520	77
1SNA 008 292 R0100	FU520	77
1SNA 008 370 R2200	BDA	309
1SNA 008 520 R0100	EM90	443
1SNA 008 521 R2600	EM45	443
1SNA 050...		
1SNA 050 000 R1100	50PLTVV	126
1SNA 094...		
1SNA 094 302 R2100	CPFT2/2	299
1SNA 094 303 R2200	CPFT2/3	299
1SNA 094 304 R2300	CPFT2/4	299
1SNA 094 305 R2400	CPFT2/5	299
1SNA 094 306 R2500	CPFT2/6	299
1SNA 094 307 R2600	CPFT2/7	299
1SNA 094 308 R0700	CPFT2/8	299
1SNA 094 309 R0000	CPFT2/9	299
1SNA 094 310 R2400	CPFT2/10	299
1SNA 094 311 R1100	CPFT2/11	299
1SNA 094 312 R1200	CPFT2/12	299
1SNA 094 313 R1300	CPFT2/13	299
1SNA 094 314 R1400	CPFT2/14	299
1SNA 094 315 R1500	CPFT2/15	299
1SNA 094 352 R2200	CPFT2/R-2	299
1SNA 094 353 R2300	CPFT2/R-3	299
1SNA 094 354 R2400	CPFT2/R-4	299
1SNA 094 355 R2500	CPFT2/R-5	299
1SNA 094 356 R2600	CPFT2/R-6	299
1SNA 094 357 R2700	CPFT2/R-7	299
1SNA 094 358 R0000	CPFT2/R-8	299
1SNA 094 359 R0100	CPFT2/R-9	299
1SNA 094 360 R0600	CPFT2/R-10	299
1SNA 094 361 R2300	CPFT2/R-11	299
1SNA 094 362 R2400	CPFT2/R-12	299
1SNA 094 363 R2500	CPFT2/R-13	299
1SNA 094 364 R2600	CPFT2/R-14	299
1SNA 094 365 R2700	CPFT2/R-15	299
1SNA 103...		
1SNA 103 020 R2300	SCM6	20
1SNA 103 062 R2100	FEM6	16
1SNA 103 065 R2400	FEM12	26
1SNA 103 115 R1300	RTM7	511
1SNA 103 116 R1400	RTM7	511
1SNA 103 125 R1500	FEM6	16
1SNA 103 126 R1600	FEM6	16
1SNA 103 189 R2600	SCD	447
1SNA 103 230 R0200	FEM8	69
1SNA 103 233 R2100	SCM6	447
1SNA 103 265 R0100	SIC	309
1SNA 103 273 R0100	BNS6DD1	82
1SNA 103 275 R0300	BNS6DG1	82
1SNA 103 292 R2500	FEMS6	122
1SNA 103 302 R0700	FEMS8	122
1SNA 103 312 R2000	FEM6	16
1SNA 103 588 R2600	SCFT1	447
1SNA 103 612 R2500	FEM62	69
1SNA 103 619 R0400	SCFEX1	16
1SNA 103 620 R0100	SCFEX3	16
1SNA 103 672 R0100	SCF9	447
1SNA 103 775 R0000	RC65 bleu	498
1SNA 103 776 R0100	RC65 rouge	498
1SNA 103 819 R2500	CACHE	450
1SNA 103 862 R2000	FEM3A	20
1SNA 103 863 R2100	FEM4A	21
1SNA 103 888 R2300	RCP5	508
1SNA 103 890 R2100	RC510 jaune	483
1SNA 103 909 R0000	LEN	101
1SNA 103 922 R1400	RTM7	511
1SNA 103 923 R1500	FEM8S	94
1SNA 103 975 R2100	FEDR63	125
1SNA 105...		
1SNA 105 001 R2700	M4/6	18
1SNA 105 002 R2000	M4/6	18
1SNA 105 004 R2200	M6/8	22
1SNA 105 008 R0600	CFP	309
1SNA 105 009 R0700	CFP	309
1SNA 105 010 R2300	CFP	309
1SNA 105 013 R1200	MS4/6	122
1SNA 105 014 R1300	MS6/8	122
1SNA 105 018 R2700	CFP	309
1SNA 105 019 R2000	CFP	309
1SNA 105 028 R2100	DCB	458
1SNA 105 031 R1400	M4/6	18
1SNA 105 032 R1500	M4/6	18
1SNA 105 044 R2100	M4/6.D2	36
1SNA 105 045 R2200	M4/6.D2	36
1SNA 105 046 R2300	M4/6.D2	36
1SNA 105 047 R2400	M4/6.D2	36
1SNA 105 048 R0500	M4/6.D2	36
1SNA 105 049 R0600	M4/6.D2	36
1SNA 105 051 R2000	M4/6	18
1SNA 105 052 R2100	MA2.5/5	16
1SNA 105 053 R2200	M4/6.SNB	69
1SNA 105 054 R2300	M4/6.SNBT	69
1SNA 105 055 R2400	M6/8.SNB	69
1SNA 105 075 R2000	MA2.5/5	16
1SNA 105 077 R2200	MA2.5/5	16
1SNA 105 102 R2100	61NLTVV	126
1SNA 105 116 R1600	M4/6	18
1SNA 105 118 R2000	M6/8	22
1SNA 105 120 R2600	M10/10	24
1SNA 105 124 R1600	M35/16	28
1SNA 105 128 R2200	M6/8.1	23
1SNA 105 129 R2300	M16/12	26
1SNA 105 133 R1700	BNF52	79
1SNA 105 135 R1100	M4/8.SF2	94
1SNA 105 136 R1200	M4/8.SN2	95
1SNA 105 143 R2100	M4/6.SNBT.4A	70
1SNA 105 208 R1300	M4/6.1	19
1SNA 105 209 R1400	M4/6	18
1SNA 105 265 R0300	MS4/6	122
1SNA 105 486 R1200	MA2.5/5	16
1SNA 105 593 R1500	BAMBT1	126
1SNA 107...		
1SNA 107 005 R2500	FEM6	16
1SNA 107 033 R1000	EPU5	509
1SNA 107 038 R2500	EPU6	509
1SNA 107 239 R0300	FC2.MC	458
1SNA 107 250 R1200	M4/6.SNB	69
1SNA 110...		
1SNA 110 106 R2500	DR1.5/4	123
1SNA 110 107 R2600	DR1.5/4.1	123
1SNA 110 251 R0500	DR4/6	125
1SNA 110 264 R0200	D4/6.LNTP1	55
1SNA 110 269 R1700	D4/6.LNTP3	55
1SNA 110 276 R0600	T2.5/6.2G1	438
1SNA 110 284 R2700	T4/6.G1T	437
1SNA 110 293 R2000	T2.5/6.C	438
1SNA 110 313 R2300	T1.5/6.3G.G	439
1SNA 110 327 R2100	D4/6.LNTP2	56
1SNA 110 328 R0200	D4/6.LNTP4	57
1SNA 110 331 R2500	D4/6.LNTP6	57
1SNA 110 332 R2600	D4/6.LNTP7	57
1SNA 110 333 R2700	D4/6.LNTP8	56
1SNA 110 345 R0300	T4/6.G1	436
1SNA 110 368 R1200	DR4/8.SF	128
1SNA 110 403 R2700	T4/6.G	436
1SNA 110 415 R1200	D4/6.A.NTLP	52
1SNA 110 417 R1400	D4/6.A.NLP	52
1SNA 110 418 R2500	D4/6.A.LLP	53
1SNA 110 419 R2600	D4/6.A.LL	53
1SNA 110 434 R1500	DR4/6.G	129
1SNA 110 435 R1600	DR4/6.GG	130
1SNA 110 439 R2200	D4/6.NTLP	50
1SNA 110 440 R0700	D4/6.NLP	50
1SNA 110 441 R2400	D4/6.LLP	51
1SNA 110 442 R2500	D4/6.LL	51
1SNA 110 443 R2600	D4/6.L	51
1SNA 110 447 R2200	D4/6.NL	51
1SNA 110 449 R0400	D4/6.L	51
1SNA 110 491 R1700	DR4/6.1	125
1SNA 111...		
1SNA 111 028 R1600	131ETTM4TM4	332
1SNA 111 033 R0300	MB10/12.SF	100
1SNA 111 034 R0400	MB10/12.SFL	100
1SNA 111 035 R0500	MB10/12.SF1	100
1SNA 111 037 R0700	MB10/12.SFD	100
1SNA 112...		
1SNA 112 065 R1400	T2.5/5.G	436
1SNA 112 086 R0200	DR1.5/5.1	124
1SNA 112 097 R0500	DR2.5/5.S	127
1SNA 112 098 R1600	DR2.5/5.S1	127
1SNA 113...		
1SNA 113 003 R1000	SCM6	447
1SNA 113 027 R0700	FEM6G	320
1SNA 113 067 R1700	FEM9	328
1SNA 113 075 R1700	SCF6G	447
1SNA 113 077 R1100	PEB	517
1SNA 113 084 R0100	PEBM	517
1SNA 113 086 R0300	DF6	308
1SNA 113 101 R1700	SCF16	319
1SNA 113 102 R1000	SCF12	447
1SNA 113 108 R2600	SIC	309
1SNA 113 110 R1300	VRC	309
1SNA 113 112 R0100	IN10	309
1SNA 113 114 R0300	IN16	309
1SNA 113 115 R0400	IN20	309
1SNA 113 116 R0500	IN24	309
1SNA 113 135 R0000	ACD13-6	341
1SNA 113 137 R0200	FEMT1	84
1SNA 113 180 R1200	PEV	514
1SNA 113 240 R0500	BNS6	77
1SNA 113 292 R1600	FETR61	438
1SNA 113 307 R2500	SI	438
1SNA 113 373 R2600	FEM8	69
1SNA 113 482 R0500	SCM6D	447
1SNA 113 542 R1000	PC5	459
1SNA 113 544 R1200	PC5	459
1SNA 113 546 R1400	PC6	459
1SNA 113 548 R2600	PC6	459
1SNA 113 550 R2400	EIP	459
1SNA 113 563 R1500	FETR62	439
1SNA 113 629 R2700	FEMT2	88
1SNA 113 689 R2400	ECP26	280
1SNA 113 690 R2100	ECP31	280
1SNA 113 691 R1600	ECP35	281
1SNA 113 692 R1700	ECP42	281
1SNA 113 762 R2400	PEP	514
1SNA 113 794 R1500	BNS8	77
1SNA 113 795 R1600	BNF5	77
1SNA 113 851 R1600	SCF22	447
1SNA 113 885 R0100	FEMS6	122
1SNA 114...		
1SNA 114 012 R0100	PEC4	512
1SNA 114 023 R0400	FEM12F	328
1SNA 114 117 R0700	SCFD	447
1SNA 114 144 R1200	FEMG	321
1SNA 114 195 R0600	FEMS8	122
1SNA 114 202 R2500	SCF61	447
1SNA 114 205 R2000	AD2.5	459
1SNA 114 328 R2200	FEMT3	86
1SNA 114 329 R2300	BNT2	86
1SNA 114 348 R0600	BNSV6	77
1SNA 114 349 R0700	BNSV8	77
1SNA 114 353 R2300	CPCI	310
1SNA 114 354 R2400	CPCI	310
1SNA 114 356 R2600	CPCI	310
1SNA 114 358 R0000	CPCI	310
1SNA 114 359 R0100	CPCI	310
1SNA 114 361 R2300	CPCI	310
1SNA 114 375 R2100	CPCI	310
1SNA 114 377 R2300	CPCI	310
1SNA 114 380 R2300	CPCI	310
1SNA 114 381 R1000	CPCI	310
1SNA 114 383 R1200	CPCI	310
1SNA 114 385 R1400	CPCI	310
1SNA 114 390 R2500	CPCI	310
1SNA 114 401 R1500	CPCI	310
1SNA 114 404 R1000	CPCI	310
1SNA 114 427 R0600	CPCI	310
1SNA 114 429 R1000	FEM62D	324
1SNA 114 430 R1500	CPCP6	310
1SNA 114 431 R0200	CPCP5	310
1SNA 114 432 R0300	CPCP4	310
1SNA 114 434 R0500	FEMR10	112
1SNA 114 522 R0500	SCFT2	447
1SNA 114 547 R1600	DM6	309
1SNA 114 712 R1300	SPBO	341
1SNA 114 776 R2300	FEM61	16
1SNA 114 777 R2400	FEM6C	16
1SNA 114 778 R0500	FEMT4	88
1SNA 114 825 R0500	SCFM6	447
1SNA 114 835 R0700	FETR6	436
1SNA 114 836 R0000	BAMH	445
1SNA 114 994 R0700	FEM62	69
1SNA 115...		

Index
Classification by part numbers

Part numbers	Types	Pages
1SNA 115 028 R1200	CF4/5	313
1SNA 115 029 R1300	CF4/5	313
1SNA 115 050 R2400	CF4/10	313
1SNA 115 051 R1100	CF4/10	313
1SNA 115 075 R1100	CF	309
1SNA 115 076 R1200	CF	309
1SNA 115 077 R1300	CF	309
1SNA 115 079 R2500	CF	309
1SNA 115 080 R1300	CF	309
1SNA 115 102 R1200	61NLTVV	126
1SNA 115 116 R0700	M4/6	18
1SNA 115 118 R1100	M6/8	22
1SNA 115 120 R1700	M10/10	24
1SNA 115 124 R0700	M35/16	28
1SNA 115 126 R0100	M4/6.D2.1	36
1SNA 115 127 R0200	M4/7.D2.1	38
1SNA 115 129 R1400	M16/12	26
1SNA 115 139 R1600	M35/26.AF	283
1SNA 115 140 R2300	M35/26.FF	281
1SNA 115 141 R1000	M35/26.F	280
1SNA 115 142 R1100	M70/31.AF	283
1SNA 115 143 R1200	M70/31.FF	282
1SNA 115 144 R1300	M70/31.F	280
1SNA 115 145 R1400	M120/35.AF	284
1SNA 115 146 R1500	M120/35.FF	282
1SNA 115 147 R1600	M120/35.F	281
1SNA 115 148 R2700	M300/42.AF	284
1SNA 115 149 R2000	M300/42.FF	283
1SNA 115 150 R2500	M300/42.F	281
1SNA 115 166 R1100	M4/6.D1	37
1SNA 115 167 R1200	M4/7.D1	38
1SNA 115 168 R2300	M4/6.DD	116
1SNA 115 177 R1400	M4/6.DE1	117
1SNA 115 178 R2500	M4/6.DL	118
1SNA 115 179 R2600	M4/6.DL1	118
1SNA 115 180 R1400	M4/6.DL2	115
1SNA 115 181 R0100	M4/6.DL3	115
1SNA 115 182 R0200	M4/6.DN	115
1SNA 115 183 R0300	M4/6.DN1	115
1SNA 115 184 R0400	M4/6.DD1	116
1SNA 115 185 R0500	M4/6.DE	117
1SNA 115 189 R1100	M4/6.2G	322
1SNA 115 190 R1600	M4/6.G	320
1SNA 115 191 R0300	M2.5/6.2G.2G	326
1SNA 115 192 R0400	M4/6.4	19
1SNA 115 201 R2500	M6/9.EE	328
1SNA 115 204 R2000	M4/6.D1.1	37
1SNA 115 206 R2200	MTC6	121
1SNA 115 208 R0400	M4/6.C	19
1SNA 115 209 R0500	M6/8.C	23
1SNA 115 210 R2100	M16/12.C	27
1SNA 115 213 R1000	M4/6.S	82
1SNA 115 217 R1400	M4/6.2	19
1SNA 115 218 R2500	M6/8.2	23
1SNA 115 219 R2600	M6/8.4	23
1SNA 115 224 R1300	M4/6.T	19
1SNA 115 228 R2700	M10/10.C	25
1SNA 115 229 R2000	M4/6.SNTS	113
1SNA 115 234 R1500	M6/8.S	82
1SNA 115 236 R1700	M6/8.ST	88
1SNA 115 237 R1000	M6/8.ST1	89
1SNA 115 243 R2600	M6/8.ST7	89
1SNA 115 253 R2000	M6/8.3	23
1SNA 115 259 R0600	M4/6.1	19
1SNA 115 260 R0300	M6/8.1	23
1SNA 115 261 R2000	M10/10.1	25
1SNA 115 265 R2400	MS4/6	122
1SNA 115 266 R2500	M4/6.2G.1	323
1SNA 115 267 R2600	M2.5/6.2G.2G.1	327
1SNA 115 268 R0700	M4/6.3	19
1SNA 115 269 R0000	M4/6.D2.3	37
1SNA 115 271 R2200	M4/6.D2	36
1SNA 115 277 R2000	M6/8.STP	85
1SNA 115 278 R0100	MS6/8	122
1SNA 115 279 R0200	M4/6.3G	321
1SNA 115 280 R2000	M2.5/6.4G.1	325
1SNA 115 281 R1500	M4/6,5.3G	321
1SNA 115 282 R1600	M2.5/6,5.4G.1	325
1SNA 115 291 R1700	M4/7.R	119
1SNA 115 296 R1400	M6/9.EE	328
1SNA 115 312 R1300	MS4/6.D2.2G	324
1SNA 115 313 R1400	M4/6.ST.Sn	86
1SNA 115 314 R1500	M4/6.ST.Au	86
1SNA 115 315 R1600	M4/8,5.STI.Sn	86
1SNA 115 316 R1700	M4/8,5.STI.Au	86
1SNA 115 320 R2700	M10/10.RS	112
1SNA 115 322 R1500	M4/6.D2.2	37
1SNA 115 326 R1100	M4/6.DE2	118
1SNA 115 327 R1200	M4/6.DE2.D	116
1SNA 115 328 R2300	MB10/10.L2	343
1SNA 115 329 R2400	MB10/10.L3	343
1SNA 115 330 R2100	MB10/10.L4	343
1SNA 115 331 R1600	MB10/10.L5	343
1SNA 115 332 R1700	MB10/10.L6	343
1SNA 115 333 R1000	MB10/10.L8	343
1SNA 115 334 R1100	MB10/10.L10	343
1SNA 115 335 R1200	MB70/10.L2	343
1SNA 115 336 R1300	MB70/10.L4	343
1SNA 115 337 R1400	MB70/10.L6	343
1SNA 115 338 R2500	MB70/10.L8	343
1SNA 115 342 R2100	MB2x70/10.L8	343
1SNA 115 359 R0200	M6/8.STA	88
1SNA 115 362 R2500	M4/6.2G.4	323
1SNA 115 363 R2600	M2.5/6.2G.2G.4	327
1SNA 115 371 R2600	M4/6.DE1.D	116
1SNA 115 375 R2200	M10/16.SF1	107
1SNA 115 376 R2300	M10/16.SN1	107
1SNA 115 377 R2400	M10/16.SF	106
1SNA 115 378 R0500	M10/16.SFL	106
1SNA 115 379 R0600	M10/16.SN	106
1SNA 115 392 R1400	M4/6.DL4	115
1SNA 115 406 R1300	MB4/6.L2	342
1SNA 115 407 R1400	MB4/6.L3	342
1SNA 115 408 R2500	MB4/6.L4	342
1SNA 115 409 R2600	MB4/6.L5	342
1SNA 115 410 R1200	MB4/6.L6	342
1SNA 115 411 R0700	MB4/6.L8	342
1SNA 115 412 R0000	MB4/6.L10	342
1SNA 115 413 R0100	MB6/8.L2	342
1SNA 115 414 R0200	MB6/8.L3	342
1SNA 115 415 R0300	MB6/8.L4	342
1SNA 115 416 R0400	MB6/8.L5	342
1SNA 115 417 R0500	MB6/8.L6	342
1SNA 115 418 R1600	MB6/8.L8	342
1SNA 115 419 R1700	MB6/8.L10	342
1SNA 115 435 R0700	M4/6.SB	78
1SNA 115 436 R0000	M6/8.SB	79
1SNA 115 439 R1300	M4/6.SNBT3	75
1SNA 115 468 R2000	M4/6.3A	20
1SNA 115 474 R1600	M10/10.4	25
1SNA 115 479 R2300	M4/6.4A	21
1SNA 115 482 R0700	M4/6.4A.1	21
1SNA 115 483 R0000	M4/6.3A.1	20
1SNA 115 485 R0200	MA2.5/5.1	17
1SNA 115 486 R0300	MA2.5/5	16
1SNA 115 490 R1300	MA2.5/5.D2	34
1SNA 115 491 R0000	MA2.5/5.D2.1	34
1SNA 115 492 R0100	MA2.5/5.2	17
1SNA 115 496 R0500	M4/6.SNBTA	75
1SNA 115 497 R0600	M6/8.D2.1	39
1SNA 115 498 R1700	M6/8.D1	40
1SNA 115 499 R1000	M6/8.STP2	84
1SNA 115 500 R2500	M6/8.STP3	85
1SNA 115 501 R1200	M6/8.D2	39
1SNA 115 506 R1700	MA2.5/5.SB	78
1SNA 115 510 R1600	DR1.5/5	124
1SNA 115 511 R0300	M6/12.FF	328
1SNA 115 522 R0600	M4/6.DLV	118
1SNA 115 523 R0700	M4/8	96
1SNA 115 529 R1500	M6/8.STP1	84
1SNA 115 530 R1200	MA2.5/5.D1.1	35
1SNA 115 535 R0300	D2.5/6.DAL	46
1SNA 115 536 R0400	D2.5/6.DAL1	47
1SNA 115 537 R0500	D2.5/6.DL	44
1SNA 115 538 R1600	D2.5/6.DL1	45
1SNA 115 539 R1700	M10/10.ST.Sn	87
1SNA 115 540 R2400	M10/12.5.STI.Sn	87
1SNA 115 541 R1100	D2.5/6.DA	46
1SNA 115 542 R1200	D2.5/6.D	44
1SNA 115 544 R1400	CEV6.1	456
1SNA 115 547 R1700	D2.5/6.DAL2	47
1SNA 115 555 R1700	M4/6.SBT.4A	80
1SNA 115 561 R1500	M4/6.D2.SNBT	71
1SNA 115 571 R1700	M6/8.RTS	23
1SNA 115 572 R1000	M10/10.RTS	25
1SNA 115 573 R1100	CEV6.10	456
1SNA 115 574 R1200	CEV8.10	456
1SNA 115 591 R0400	M4/6.DE1.D1	116
1SNA 115 601 R2600	M4/6.3G	321
1SNA 115 604 R2100	M4/8.D2.SF	97
1SNA 115 608 R0500	M4/8.D2.SB	81
1SNA 115 617 R1500	M4/6.D2.4	37
1SNA 115 626 R1600	M6/13.FF	329
1SNA 115 627 R1700	M6/13.FF.1	329
1SNA 115 628 R2000	M6/13.FF.2	330
1SNA 115 642 R2600	D2.5/6.DPAL1	49
1SNA 115 643 R2700	D2.5/6.DPA1	49
1SNA 115 644 R2000	D2.5/6.DPL1	48
1SNA 115 645 R2100	D2.5/6.DP1	48
1SNA 115 646 R2200	M4/8.D2.SFL	97
1SNA 115 647 R2300	M4/8.D2.SFD	97
1SNA 115 648 R0400	M4/8.D2.SFD1	97
1SNA 115 649 R0500	M4/8.D2.SFDJ	98
1SNA 115 650 R0200	M4/8.D2.SFDJ	98
1SNA 115 651 R2700	M4/8.D2.SFDJ1	98
1SNA 115 652 R2000	CEV10.10	456
1SNA 115 653 R2100	M4/8.SFD2	95
1SNA 115 657 R2500	M4/8.SF	94
1SNA 115 659 R0700	M4/8.SN	96
1SNA 115 660 R0400	M4/8.SN1	95
1SNA 115 661 R2100	M4/8.SFL	95
1SNA 115 662 R2200	M4/8.SFT	94
1SNA 115 663 R2300	M4/8.SFD	95
1SNA 115 664 R2400	M4/8.SFD1	95
1SNA 115 665 R2500	M4/8.SFDT	95
1SNA 115 666 R2600	M4/8.SFDT1	95
1SNA 115 667 R2700	M4/8.SFLT	95
1SNA 115 668 R0000	M4/8.SNT	96
1SNA 115 672 R2400	M6/8.2A.G	318
1SNA 115 678 R0200	M6/8.STP.RS	113
1SNA 115 679 R0300	M16/12.2A.G	318
1SNA 115 685 R1200	M6/8.RS	111
1SNA 115 688 R2500	M6/8.SNB	69
1SNA 115 692 R1100	M4/8.D2.SFJ	98
1SNA 115 693 R1200	M4/8.SF.R	119
1SNA 115 699 R2000	MA2.5/5.SNB	68
1SNA 115 700 R0500	MA2.5/5.SNBT	68
1SNA 115 701 R2200	MA2.5/5.SNBT	68
1SNA 115 702 R2300	M4/6.D2.SBT	81
1SNA 115 719 R2300	M35/16.2A.2G	319
1SNA 115 770 R0200	MA2.5/5-SFA-CPE	293
1SNA 115 771 R2700	MA2.5/5-SFAT-CPE	293
1SNA 115 779 R0700	MA2.5/5-SFAT-CPE-L24BD	294
1SNA 115 787 R1000	MA2.5/5-2CPE.1-AB-Pb	291
1SNA 115 791 R1400	MA2.5/5.D-2CPE.1	289
1SNA 115 831 R0400	D6/8.ST1.RS.IP20	114
1SNA 115 914 R0700	D6/8.ST.RS	114
1SNA 115 928 R1500	D6/10.SNBTB1	92
1SNA 115 929 R1600	D6/10.SNBTB2	92
1SNA 115 930 R1300	M4/6.RS	111
1SNA 115 935 R0400	M4/8.SFD3	95
1SNA 115 936 R0500	M4/8.D2.SFD3	97
1SNA 115 957 R1200	MA2.5/5-CPE	288
1SNA 115 958 R2300	MA2.5/5-CPE.1	288
1SNA 115 961 R1600	MA2.5/5.D2-2CPE	289
1SNA 115 962 R1700	MA2.5/5.D-2CPE	289
1SNA 115 963 R1000	MA2.5/5.D2-2CPE.1	289
1SNA 115 964 R1100	MA2.5/5-2CPE	290
1SNA 115 965 R1200	MA2.5/5-2CPE.1	290
1SNA 115 966 R1300	MA2.5/5-SNB-CPE	292
1SNA 115 967 R1400	MA2.5/5-SNBT-CPE	292
1SNA 115 971 R1000	M6/8.ST1.IP20	90
1SNA 115 986 R0000	M4/6.SNB	69
1SNA 115 987 R0100	M4/6.SNBT	69
1SNA 116...		
1SNA 116 298 R2700	MB10/24.SF1	110
1SNA 116 299 R2000	MB10/24.SF	110
1SNA 116 302 R2300	MB10/22.SF	109
1SNA 116 303 R2400	MB10/22.SFL	109
1SNA 116 304 R2500	MB10/22.SN	109
1SNA 116 305 R2600	MB25/30.SF	110
1SNA 116 500 R2600	DFT6	438
1SNA 116 508 R2200	CACHE	450
1SNA 116 536 R0500	PC6	459
1SNA 116 537 R0600	PC6	459
1SNA 116 538 R1700	PC8	459
1SNA 116 539 R1000	PC8	459
1SNA 116 540 R2500	PC8	459
1SNA 116 541 R1200	BJA6	450
1SNA 116 576 R1500	FEM3A	20
1SNA 116 589 R1300	BJA6	450
1SNA 116 591 R0500	FEMS6D	71
1SNA 116 593 R0700	BAMBT1	126
1SNA 116 600 R0200	PEC5	512
1SNA 116 629 R2200	FEM4A	21
1SNA 116 656 R2500	FEM8D1	39
1SNA 116 657 R2600	FEM8D2	39
1SNA 116 702 R2400	BNS5	77
1SNA 116 713 R1600	FEM12F	328
1SNA 116 720 R2100	SCMA5D	447
1SNA 116 728 R2500	SCMA5	447
1SNA 116 729 R2600	PC16	459
1SNA 116 733 R1200	PC16	459
1SNA 116 734 R1300	PC16	459
1SNA 116 735 R1400	PC16	459
1SNA 116 771 R2000	FED3E	44
1SNA 116 781 R1300	FEMT5	87
1SNA 116 783 R1500	CVABM1	87
1SNA 116 795 R1100	SCFCV1-2	448
1SNA 116 796 R1200	SCFCV3	448
1SNA 116 797 R1300	SCFCV4	448
1SNA 116 798 R2400	SCFCV5	448
1SNA 116 852 R1200	BNFA8	81
1SNA 116 853 R1300	BNC62	77
1SNA 116 854 R1400	BNSV62	77

Index
Classification by part numbers

Part numbers	Types	Pages
1SNA 116 900 R2700	BADH	445
1SNA 116 913 R0700	FEM8D2S	97
1SNA 116 924 R0200	BNF52	77
1SNA 116 926 R0400	BNCT82	77
1SNA 116 927 R0500	BNSV82	77
1SNA 116 934 R0400	BAEH	445
1SNA 116 951 R1500	FEM8S	94
1SNA 116 964 R1200	FED6	50
1SNA 116 965 R1300	FEDA6	53
1SNA 116 966 R1400	BNF652D1	77
1SNA 116 967 R1500	BNF652L	77
1SNA 116 977 R1700	FEM13F	329
1SNA 116 979 R2100	FEMSTA	88
1SNA 116 987 R0200	FEMR8	111
1SNA 116 991 R0600	FEMR8T	113
1SNA 116 998 R1500	BNF652	77
1SNA 116 999 R1600	BNF652D	77
1SNA 117...		
1SNA 117 173 R1200	FETR5	436
1SNA 117 263 R2400	ACPS-5	126
1SNA 117 280 R2200	6E	75
1SNA 117 318 R2300	FEDR5	124
1SNA 117 600 R0300	FEDR61	125
1SNA 117 628 R2200	FEM12S	100
1SNA 117 668 R0200	FEDR51	127
1SNA 117 755 R2100	FEET60	332
1SNA 118...		
1SNA 118 005 R2700	ACD23-6	341
1SNA 118 368 R1600	FEM6	16
1SNA 118 495 R1700	SCF6D	447
1SNA 118 499 R2300	FEM6D	34
1SNA 118 618 R0100	FEM12	26
1SNA 118 707 R0300	SCF6	447
1SNA 119...		
1SNA 119 847 R2000	CACHE	450
1SNA 120...		
1SNA 120 251 R0700	DR4/6.N	125
1SNA 120 491 R1100	DR4/6.1.N	125
1SNA 123...		
1SNA 123 003 R1200	SCM6	18
1SNA 123 027 R0100	FEM6G	322
1SNA 124...		
1SNA 124 944 R0100	FEM62	69
1SNA 125...		
1SNA 125 116 R0100	M4/6.N	18
1SNA 125 117 R0200	M4/6.NT	58
1SNA 125 118 R1300	M6/8.N	22
1SNA 125 119 R1400	M6/8.NT	59
1SNA 125 120 R1100	M10/10.N	24
1SNA 125 121 R0600	M10/10.NT	59
1SNA 125 124 R0100	M35/16.N	28
1SNA 125 126 R0300	M4/6.D2.1.N	36
1SNA 125 128 R1500	M16/12.NT	60
1SNA 125 129 R1600	M16/12.N	26
1SNA 125 166 R1300	M4/6.D1.N	37
1SNA 125 185 R0700	M4/6.DEN	117
1SNA 125 189 R1300	M4/6.2G.N	322
1SNA 125 204 R2200	M4/6.D1.1.N	37
1SNA 125 260 R0500	M6/8.1.N	23
1SNA 125 265 R2600	MS4/6.N	122
1SNA 125 271 R2400	M4/6.D2.N	36
1SNA 125 278 R0300	MS6/8.N	122
1SNA 125 358 R0300	M35/16.NT	60
1SNA 125 438 R1400	M4/6.SNBT	69
1SNA 125 468 R2200	M4/6.3A.N	20
1SNA 125 479 R2500	M4/6.4A.N	21
1SNA 125 485 R0400	MA2.5/5.1	17
1SNA 125 486 R0500	MA2.5/5.N	16
1SNA 125 487 R0600	MA2.5/5.NT	58
1SNA 125 490 R1500	MA2.5/5.D2.N	34
1SNA 125 491 R0200	MA2.5/5.D2.1.N	34
1SNA 125 530 R1400	MA2.5/5.D1.1.N	35
1SNA 125 541 R1300	D2.5/6.DA.N	46
1SNA 125 593 R0000	M16/12.NT1	59
1SNA 125 686 R1500	M4/6.SNB	69
1SNA 125 711 R1500	MA2.5/5-2CPE	290
1SNA 125 789 R2400	MA2.5/5.D2-2CPE.1	289
1SNA 125 930 R1500	M4/6.N.RS	111
1SNA 125 961 R1000	MA2.5/5.D2-2CPE	289
1SNA 125 965 R1400	MA2.5/5-2CPE.1	290
1SNA 126...		
1SNA 126 576 R1700	FEM3A	20
1SNA 126 629 R2400	FEM4A	21
1SNA 127...		
1SNA 127 600 R0500	FEDR61	125

Part numbers	Types	Pages
1SNA 128...		
1SNA 128 035 R1600	VRB3	58
1SNA 128 361 R0100	VRB6	60
1SNA 128 368 R1000	FEM6	16
1SNA 128 499 R2500	FEM6D	34
1SNA 128 616 R2100	FEM12N	60
1SNA 128 618 R0300	FEM12	26
1SNA 128 707 R0500	SCF6	447
1SNA 140...		
1SNA 140 000 R1000	M4/6.NC	434
1SNA 140 001 R0500	M4/6.N.NC	434
1SNA 140 002 R0600	M4/6.NC	434
1SNA 140 003 R0700	M4/6.NC	434
1SNA 140 004 R0000	M4/6.NC	434
1SNA 140 008 R1400	M4/6.P.NC	434
1SNA 140 009 R1500	M6/8.P.NC	434
1SNA 140 010 R0100	M4/8.SFL.NC	434
1SNA 140 011 R2600	M4/8.SFD.NC	434
1SNA 140 013 R2000	M4/8.SFLT.NC	434
1SNA 140 016 R2300	M6/8.NC	434
1SNA 140 017 R2400	M6/8.N.NC	434
1SNA 140 019 R0600	M4/6.D2.NC	434
1SNA 140 020 R0300	M4/6.D2.1.NC	434
1SNA 140 021 R2000	M6/8.D2.NC	434
1SNA 140 022 R2100	M4/8.D2.SF.NC	434
1SNA 140 023 R2200	M4/6.NC	434
1SNA 140 026 R2500	M4/6.NC	434
1SNA 140 027 R2600	M6/8.NC	434
1SNA 140 028 R0700	M6/8.NC	434
1SNA 140 030 R0500	M4/6.D2.SNBT.NC	434
1SNA 140 031 R2200	D4/6.ADO.NC	434
1SNA 140 032 R2300	D6/8.ADO.NC	434
1SNA 140 033 R2400	M4/8.SF.NC	434
1SNA 140 038 R0100	M4/6.3A.NC	434
1SNA 146...		
1SNA 146 001 R2700	M4/6.Ex	352
1SNA 146 002 R2000	M4/6.N.Ex	352
1SNA 146 003 R2100	M6/8.Ex	353
1SNA 146 004 R2200	M6/8.N.Ex	353
1SNA 146 005 R2300	M10/10.Ex	353
1SNA 146 006 R2400	M10/10.N.Ex	353
1SNA 146 009 R0700	M4/6.D2.Ex	355
1SNA 146 014 R1300	MA2.5/5.Ex	352
1SNA 146 015 R1400	MA2.5/5.N.Ex	352
1SNA 146 016 R1500	MA2.5/5.P.Ex	352
1SNA 146 017 R1600	MA2.5/5.D2.Ex	355
1SNA 146 018 R2700	MA2.5/5.D2.N.Ex	355
1SNA 146 019 R2000	MA2.5/5.D2.1.Ex	355
1SNA 146 020 R2500	M95/26.Ex	354
1SNA 146 021 R1200	M10/10.P.Ex	353
1SNA 146 022 R1300	M6/8.P.Ex	353
1SNA 146 023 R1400	M4/6.P.Ex	352
1SNA 146 025 R1600	M70/22.Ex	354
1SNA 146 027 R1000	M16/12.Ex	353
1SNA 146 028 R2100	M16/12.N.Ex	353
1SNA 146 029 R2200	M35/16.Ex	354
1SNA 146 030 R2700	M35/16.N.Ex	354
1SNA 146 031 R1400	D4/6.P.ADO.Ex	368
1SNA 146 032 R1500	D4/6.ADO.Ex	368
1SNA 146 033 R1600	D4/6.N.ADO.Ex	368
1SNA 146 034 R1700	D6/8.ADO.Ex	368
1SNA 146 035 R1000	D6/8.N.ADO.Ex	368
1SNA 146 036 R1100	D1.5/6.ADO.Ex	371
1SNA 146 037 R1200	D1.5/6.N.ADO.Ex	371
1SNA 146 038 R2300	D2.5/8.ADO.Ex	372
1SNA 146 039 R2400	D2.5/8.N.ADO.Ex	372
1SNA 146 040 R0100	D1.5/6.P.ADO.Ex	371
1SNA 146 041 R2600	D2.5/8.P.ADO.Ex	372
1SNA 146 042 R2700	D6/8.P.ADO.Ex	368
1SNA 146 043 R2000	M16/12.P.Ex	353
1SNA 146 044 R2100	M35/16.P.Ex	354
1SNA 146 045 R2200	D4/6.D2.ADO.Ex	370
1SNA 146 046 R2300	D4/6.D2.N.ADO.Ex	370
1SNA 146 047 R2400	D2.5/5.2L.2L.Ex	365
1SNA 146 048 R0500	D2.5/5.N.2L.2L.Ex	365
1SNA 146 049 R0600	D2.5/5.4L.Ex	363
1SNA 146 050 R0300	D2.5/5.N.4L.Ex	363
1SNA 146 051 R2000	D2.5/5.P.4L.Ex	363
1SNA 146 052 R2100	D2.5/5.N.2L.Ex	363
1SNA 146 053 R2200	D2.5/5.2L.Ex	363
1SNA 146 054 R2300	D2.5/5.P.2L.Ex	363
1SNA 146 055 R2400	D2.5/5.3L.Ex	363
1SNA 146 056 R2500	D2.5/5.N.3L.Ex	363
1SNA 146 057 R2600	D2.5/5.P.3L.Ex	363
1SNA 146 058 R0700	D4/6.N.2L.Ex	365
1SNA 146 059 R0000	D6/8.2L.Ex	365
1SNA 146 060 R0500	D6/8.N.2L.Ex	365
1SNA 146 061 R2200	D6/8.P.2L.Ex	365
1SNA 146 062 R2300	D1.5/6.D2.ADO.Ex	373
1SNA 146 063 R2400	D1.5/6.D2.N.ADO.Ex	373

Part numbers	Types	Pages
1SNA 146 064 R2500	DS4/6.ADO.Ex	374
1SNA 146 065 R2600	DS4/6.N.ADO.Ex	374
1SNA 146 066 R2700	DS1.5/6.ADO.Ex	376
1SNA 146 067 R2000	DS1.5/6.N.ADO.Ex	376
1SNA 146 068 R0100	M95/26.P.Ex	354
1SNA 146 069 R0200	D1/5.ADO.Ex	371
1SNA 146 070 R0700	D1/5.N.ADO.Ex	371
1SNA 146 071 R2400	D2.5/5.ADO.Ex	368
1SNA 146 072 R2500	D2.5/5.N.ADO.Ex	368
1SNA 146 073 R2600	M70/22.P.Ex	354
1SNA 146 074 R2700	D2.5/5.P.ADO.Ex	368
1SNA 146 075 R2000	D1/5.P.ADO.Ex	371
1SNA 146 076 R2100	D4/8.ADO.Ex	372
1SNA 146 077 R2200	D4/8.N.ADO.Ex	372
1SNA 146 078 R0300	D6/8.ADO3.Ex	369
1SNA 146 079 R0400	D6/8.N.ADO3.Ex	369
1SNA 146 080 R2200	D4/8.P.ADO.Ex	372
1SNA 146 081 R1700	D6/8.P.ADO3.Ex	369
1SNA 146 098 R2000	D2.5/6.DA.Ex	356
1SNA 146 104 R2300	D2.5/6.DA.N.Ex	356
1SNA 146 118 R2000	D10/10.2L.Ex	366
1SNA 146 120 R2600	D10/10.N.2L.Ex	366
1SNA 146 122 R1400	D10/10.P.2L.Ex	366
1SNA 146 130 R2000	D16/12.2L.Ex	366
1SNA 146 132 R1600	D16/12.N.2L.Ex	366
1SNA 146 134 R1000	D16/12.P.2L.Ex	366
1SNA 146 136 R1200	D35/16.2L.Ex	366
1SNA 146 138 R2400	D35/16.N.2L.Ex	366
1SNA 146 140 R0200	D35/16.P.2L.Ex	366
1SNA 146 144 R2200	D2.5/8.ADO.Ex	372
1SNA 146 146 R2400	D4/8.ADO.Ex	372
1SNA 146 199 R2200	DR4/6.Ex	362
1SNA 146 200 R1700	DR4/6.1.Ex	362
1SNA 146 201 R0400	DR4/6.P.Ex	362
1SNA 146 202 R0500	DR4/6.ADO.Ex	374
1SNA 146 205 R0000	DR1.5/6.ADO.Ex	376
1SNA 146 207 R0200	DR2.5/5.2L.Ex	367
1SNA 146 208 R1300	DR4/6.ADO.Ex	374
1SNA 146 209 R1400	DRE4/6.ADO.Ex	374
1SNA 146 210 R0000	DB4/6.ADO.Ex	374
1SNA 146 211 R2500	M6/8.RS.Ex	357
1SNA 146 212 R2600	M10/10.RS.Ex	357
1SNA 146 227 R2500	MTC6.Ex	358
1SNA 146 245 R0700	M4/6.Ex	352
1SNA 146 246 R0000	DB2.5/5.2L.Ex	367
1SNA 146 247 R0100	DB2.5/5.N.2L.Ex	367
1SNA 146 251 R0500	D4/6.2L.Ex	365
1SNA 146 253 R0700	D4/6.P.2L.Ex	365
1SNA 146 255 R0100	DR4/8.ADO.Ex	375
1SNA 146 259 R1500	FEM6	352
1SNA 146 260 R1200	FEM6D	355
1SNA 146 263 R0100	DR2.5/10.P.4L.Ex	367
1SNA 146 269 R1700	FEM22	354
1SNA 146 270 R1400	FEM12	353
1SNA 146 272 R0200	FEMR8	357
1SNA 146 273 R0300	FEMR10	357
1SNA 146 276 R0600	DR4/6.N.Ex	362
1SNA 146 277 R0700	DR4/6.1.N.Ex	362
1SNA 146 279 R1100	DR2.5/5.N.2L.Ex	367
1SNA 146 281 R2400	D4/6.ADO.Ex	368
1SNA 146 285 R2000	M4/6.Ex	352
1SNA 146 287 R2200	D1.5/6.ADO.Ex	371
1SNA 146 293 R2000	FEDR61	362
1SNA 146 302 R0100	D35/27.FF.Ex	359
1SNA 146 303 R0200	D70/32.FF.Ex	359
1SNA 146 304 R0300	D120/42.FF.Ex	359
1SNA 146 305 R0400	D185/55.FF.Ex	360
1SNA 146 306 R0500	D300/55.FF.Ex	360
1SNA 146 307 R0600	D35/27.FF.Ex	359
1SNA 146 308 R1700	D70/32.FF.Ex	359
1SNA 146 309 R1000	D120/42.FF.Ex	359
1SNA 146 310 R0400	D185/55.FF.Ex	360
1SNA 146 311 R2100	D300/55.FF.Ex	360
1SNA 146 350 R1400	M4/6.RS.Ex	357
1SNA 146 352 R0200	D2.5/5.I.3L.Ex	364
1SNA 146 413 R1000	D2.5/5.ADO.Ex	368
1SNA 146 417 R1400	D6/8.ADO.Ex	368
1SNA 160...		
1SNA 160 487 R2500	HD2.5/6.2G.2G.1	380
1SNA 160 496 R2600	DR4/6.P	125
1SNA 160 563 R0000	HD6/9.3G.2G	388
1SNA 160 564 R0100	HD6/9.2G.3G	388
1SNA 160 606 R1400	HD6/8.2G.2G.1	380
1SNA 160 619 R1000	HD6/8.2G.2G.2	385
1SNA 160 621 R0200	HD6/9.5G	386
1SNA 162...		
1SNA 162 309 R1000	HD6/14.DG	389
1SNA 162 315 R2500	HD6/14.SF.2G.2G	392
1SNA 162 855 R2300	E10/13.P	338
1SNA 162 971 R2700	HD6/14.DH	389

Index
Classification by part numbers

Part numbers	Types	Pages
1SNA 162 972 R2000	HD6/14.SDH.2	390
1SNA 162 979 R0700	HD16/14.FF5.20	405
1SNA 162 988 R2100	HD6/14.SDH.1	390
1SNA 162 991 R1400	HD16/14.FF5.21	405
1SNA 162 993 R1600	HD6/14.SDH	390
1SNA 163...		
1SNA 163 001 R2000	CBEP5	431
1SNA 163 007 R2600	RPEH	517
1SNA 163 043 R2100	AL2	458
1SNA 163 046 R2400	AL2	458
1SNA 163 050 R0400	PR1.Z2	443
1SNA 163 070 R0000	AL2	458
1SNA 163 071 R2500	ENTRETOISE	126
1SNA 163 137 R1400	AL2	429
1SNA 163 142 R2100	REH2	313
1SNA 163 143 R2200	REH2	313
1SNA 163 148 R0700	REH2	313
1SNA 163 155 R2600	REH3	505
1SNA 163 156 R2700	RTC	515
1SNA 163 167 R2200	REH3	505
1SNA 163 169 R0400	BJP82	39
1SNA 163 181 R1100	BJS10	112
1SNA 163 211 R2600	PEH	517
1SNA 163 216 R2300	BJH4	429
1SNA 163 218 R0500	DCG	458
1SNA 163 261 R0000	AL3	458
1SNA 163 301 R0100	BAT1	438
1SNA 163 311 R2200	PC61	459
1SNA 163 313 R2400	PC8	459
1SNA 163 315 R2600	PC10	459
1SNA 163 350 R1500	PRH2R	443
1SNA 163 359 R1200	VSJ4	429
1SNA 163 370 R1100	PRH2P	443
1SNA 163 380 R0400	PRH2A	443
1SNA 163 390 R0600	PRH1P	443
1SNA 163 394 R2600	VSJ11	450
1SNA 163 400 R0100	PRH1A	443
1SNA 163 403 R2000	CPP263	280
1SNA 163 409 R0600	CPP313	280
1SNA 163 418 R2600	CPP353	281
1SNA 163 424 R1400	CPP423	281
1SNA 163 427 R1700	EP6	515
1SNA 163 428 R2000	EP8	515
1SNA 163 429 R2100	EP10	515
1SNA 163 430 R2600	EP12	515
1SNA 163 431 R1300	EP16	515
1SNA 163 432 R1400	VSP12	515
1SNA 163 433 R1500	VSP6	515
1SNA 163 468 R0000	BJH131	455
1SNA 163 475 R2700	BJH17	455
1SNA 163 476 R2000	BJH23	455
1SNA 163 479 R0300	BJH311	400
1SNA 163 497 R1600	PEFH	389
1SNA 163 503 R2400	BJH105	394
1SNA 163 518 R2200	RPED	389
1SNA 163 556 R2000	BJH13	455
1SNA 163 574 R2200	VIS	450
1SNA 163 597 R1200	VIS	126
1SNA 163 607 R0400	VIS	450
1SNA 163 633 R2500	RONDELLE	450
1SNA 163 678 R1200	CBH	429
1SNA 163 847 R2400	FU853	107
1SNA 163 848 R0500	FU853	107
1SNA 163 849 R0600	FU853	107
1SNA 163 850 R0300	FU853	107
1SNA 163 851 R2000	FU853	107
1SNA 163 852 R2100	FU853	107
1SNA 163 860 R0500	SFB1	50
1SNA 164...		
1SNA 164 338 R0600	BAR	446
1SNA 164 406 R2400	BO3	50
1SNA 164 408 R0600	VSA	309
1SNA 164 463 R2400	VIS	126
1SNA 164 505 R2700	REH2	313
1SNA 164 506 R2000	REH2	313
1SNA 164 507 R2100	REH2	313
1SNA 164 519 R2400	BAR	446
1SNA 164 562 R2700	BJH11	455
1SNA 164 573 R2200	BJS6	111
1SNA 164 574 R2300	BJS6	111
1SNA 164 575 R2400	BJS6	111
1SNA 164 576 R2500	BJS6	111
1SNA 164 581 R1300	BJS8	84
1SNA 164 582 R1400	BJS8	84
1SNA 164 583 R1500	BJS8	84
1SNA 164 585 R1700	BJS10	112
1SNA 164 586 R1000	BJS10	112
1SNA 164 587 R1100	BJS10	112
1SNA 164 588 R2200	BJS10	112
1SNA 164 600 R1200	PR2	443
1SNA 164 602 R0000	RTM9	511
1SNA 164 654 R0300	AL2	126
1SNA 164 655 R0400	BAH22	393
1SNA 164 659 R1000	BAH11	429
1SNA 164 695 R2500	REH3	505
1SNA 164 736 R2500	BJS6	111
1SNA 164 737 R2600	BJS8	84
1SNA 164 800 R0300	PR3.G2	442
1SNA 164 950 R0000	AL2	458
1SNA 165...		
1SNA 165 111 R1400	M35/16.P	63
1SNA 165 113 R1600	M4/6.P	62
1SNA 165 114 R1700	M6/8.P	63
1SNA 165 115 R1000	M10/10.P	63
1SNA 165 130 R2300	M16/12.P	63
1SNA 165 294 R2400	M4/6.PC	308
1SNA 165 343 R0400	MB10/10.P2	343
1SNA 165 344 R0500	MB10/10.P3	343
1SNA 165 345 R0600	MB10/10.P4	343
1SNA 165 346 R0700	MB10/10.P5	343
1SNA 165 347 R0000	MB10/10.P6	343
1SNA 165 348 R1100	MB10/10.P8	343
1SNA 165 349 R1200	MB10/10.P10	343
1SNA 165 350 R1700	MB70/10.P2	343
1SNA 165 351 R0400	MB70/10.P4	343
1SNA 165 352 R0500	MB70/10.P6	343
1SNA 165 353 R0600	MB70/10.P8	343
1SNA 165 357 R0200	MB2x70/10.P8	343
1SNA 165 420 R2600	MB4/6.P2	342
1SNA 165 421 R1300	MB4/6.P3	342
1SNA 165 422 R1400	MB4/6.P4	342
1SNA 165 423 R1500	MB4/6.P5	342
1SNA 165 424 R1600	MB4/6.P6	342
1SNA 165 425 R1700	MB4/6.P8	342
1SNA 165 426 R1000	MB4/6.P10	342
1SNA 165 427 R1100	MB6/8.P2	342
1SNA 165 428 R2200	MB6/8.P3	342
1SNA 165 429 R2300	MB6/8.P4	342
1SNA 165 430 R2000	MB6/8.P5	342
1SNA 165 431 R1500	MB6/8.P6	342
1SNA 165 432 R1600	MB6/8.P8	342
1SNA 165 433 R1700	MB6/8.P10	342
1SNA 165 488 R2700	MA2.5/5.P	62
1SNA 165 575 R2500	M35/16.PE.N	66
1SNA 165 680 R0300	M16/12.PE.N	65
1SNA 165 683 R2200	M10/10.PE.N	65
1SNA 165 809 R0100	D4/6.P	61
1SNA 165 830 R2100	D6/8.P	61
1SNA 165 909 R0500	D2.5/5.P	61
1SNA 166...		
1SNA 166 500 R0000	CC-DS-VL	93
1SNA 166 638 R0500	COR-C-1	93
1SNA 166 741 R0400	TO-DS-VL	93
1SNA 166 786 R2200	COR-T-2	93
1SNA 167...		
1SNA 167 054 R2000	BDA	309
1SNA 167 055 R2100	BDA	309
1SNA 167 056 R2200	BDA	309
1SNA 167 057 R2300	BDA	309
1SNA 167 058 R0400	BDA	309
1SNA 167 059 R0500	BDA	309
1SNA 167 060 R0200	BDA	309
1SNA 167 061 R2700	BDA	309
1SNA 167 062 R2000	BDA	309
1SNA 167 063 R2100	BDA	309
1SNA 167 064 R2200	BDA	309
1SNA 167 065 R2300	BDA	309
1SNA 167 066 R2400	BDA	309
1SNA 167 067 R2500	BDA	309
1SNA 167 068 R0600	BDA	309
1SNA 167 069 R0700	BDA	309
1SNA 167 070 R0400	BDA	309
1SNA 167 075 R2500	LEN	101
1SNA 167 076 R2600	FU103	109
1SNA 167 077 R2700	FU103	109
1SNA 167 078 R0000	FU103	109
1SNA 167 079 R0100	FU103	109
1SNA 167 080 R2700	FU103	109
1SNA 167 081 R1400	FU103	109
1SNA 167 082 R1500	FU103	109
1SNA 167 083 R1600	FU103	109
1SNA 167 084 R1700	FU103	109
1SNA 167 085 R1000	FU103	109
1SNA 167 086 R1100	FU103	109
1SNA 167 087 R1200	FU103	109
1SNA 167 088 R2300	FU103	109
1SNA 167 089 R2400	FU103	109
1SNA 167 090 R2100	FU103	109
1SNA 167 091 R1600	FU103	109
1SNA 167 092 R1700	FU103	109
1SNA 167 094 R1100	FU103	109
1SNA 167 095 R1200	FU103	109
1SNA 167 120 R2300	PR1.A2	443
1SNA 167 224 R2700	BJS13	450
1SNA 167 225 R2000	BJP61	460
1SNA 167 319 R0600	AL2	458
1SNA 167 489 R2200	BAH21	394
1SNA 167 546 R2200	FU525	77
1SNA 167 547 R2300	FU525	77
1SNA 167 548 R0400	FU525	77
1SNA 167 549 R0500	FU525	77
1SNA 167 550 R0200	FU525	77
1SNA 167 601 R0200	BJS62D	450
1SNA 167 674 R0200	CBD5	127
1SNA 167 735 R2700	VSJ6	454
1SNA 167 856 R2100	BJS24	450
1SNA 167 860 R0100	FC4	458
1SNA 167 900 R0200	EVD5	124
1SNA 167 908 R0600	PC51	459
1SNA 167 927 R1000	FC4-1	458
1SNA 168...		
1SNA 168 201 R1200	CPP262	280
1SNA 168 202 R1300	CPP261	280
1SNA 168 203 R1400	CPP312	280
1SNA 168 204 R1500	CPP311	280
1SNA 168 205 R1600	CPP352	281
1SNA 168 206 R1700	CPP351	281
1SNA 168 207 R1000	CPP422	281
1SNA 168 208 R2100	CPP421	281
1SNA 168 238 R1600	BJS16	450
1SNA 168 273 R1100	BJS10	112
1SNA 168 275 R1300	STD1P	313
1SNA 168 276 R1400	STIP	313
1SNA 168 279 R2700	VP	313
1SNA 168 353 R1100	EBHD	380
1SNA 168 355 R1300	BAH24	380
1SNA 168 356 R1400	BJH8	455
1SNA 168 357 R1500	BJH9	455
1SNA 168 399 R1000	EVDR6	450
1SNA 168 400 R1600	EV6D	450
1SNA 168 401 R0300	EV8S	450
1SNA 168 410 R0700	RTM7	511
1SNA 168 456 R0100	BJH8	455
1SNA 168 457 R0200	BJH8	455
1SNA 168 458 R1300	BJH8	455
1SNA 168 459 R1400	BJH8	455
1SNA 168 460 R1100	BJH9	455
1SNA 168 461 R0600	BJH9	455
1SNA 168 462 R0700	BJH9	455
1SNA 168 463 R0000	BJH9	455
1SNA 168 481 R2300	BJS61	455
1SNA 168 482 R2400	BJS61	455
1SNA 168 483 R2500	BJS61	455
1SNA 168 484 R2600	BJS61	455
1SNA 168 485 R2700	BJS61	450
1SNA 168 486 R2000	BJH7	455
1SNA 168 487 R2100	BJH7	455
1SNA 168 490 R0000	BJH7	455
1SNA 168 500 R1200	PR4	442
1SNA 168 516 R2500	BJM6	321
1SNA 168 517 R2600	BJM6	321
1SNA 168 518 R0700	BJM6	321
1SNA 168 519 R0000	BJM6	321
1SNA 168 520 R0500	BJM8	99
1SNA 168 521 R2200	BJM8	99
1SNA 168 522 R2300	BJM8	99
1SNA 168 523 R2400	BJM8	99
1SNA 168 554 R0300	FU633	102
1SNA 168 555 R0400	FU633	102
1SNA 168 556 R0500	FU633	102
1SNA 168 557 R0600	FU633	102
1SNA 168 558 R1700	FU633	102
1SNA 168 559 R1000	FU633	102
1SNA 168 560 R1500	FU633	102
1SNA 168 561 R0200	FU633	102
1SNA 168 562 R0300	FU633	102
1SNA 168 564 R0500	TGA13	104
1SNA 168 565 R0600	TGA13	104
1SNA 168 566 R0700	TGA13	104
1SNA 168 621 R0600	BNHD.VS	390
1SNA 168 629 R1600	EV5	450
1SNA 168 664 R1100	EV12	450
1SNA 168 672 R1100	TGA8	94
1SNA 168 673 R1200	TGA8	94
1SNA 168 674 R1300	TGA8	94
1SNA 168 675 R1400	ANT	94
1SNA 168 690 R1000	SFB3	60
1SNA 168 700 R2200	PR5	442
1SNA 168 783 R0100	RDJ11	450
1SNA 168 949 R1700	FEHD2	454

Index
Classification by part numbers

Part numbers	Types	Pages
1SNA 168 956 R0600	SFB2	50
1SNA 168 957 R0700	BNHD.S	390
1SNA 168 962 R0400	ITV6	36
1SNA 168 973 R0700	BJM6	321
1SNA 168 974 R0000	BJM8	99
1SNA 171...		
1SNA 171 018 R2000	EXBN2	461
1SNA 173...		
1SNA 173 016 R1000	SCDR61	123
1SNA 173 058 R0200	DCV	458
1SNA 173 059 R0300	DCJ	458
1SNA 173 060 R0000	DCO	458
1SNA 173 147 R2000	VSP16	515
1SNA 173 178 R0700	RPEV	514
1SNA 173 181 R1300	PSC	86
1SNA 173 206 R0400	EPD61	125
1SNA 173 207 R0500	VSPD61	125
1SNA 173 217 R2600	BJM62	41
1SNA 173 218 R0700	BJM62	41
1SNA 173 219 R0000	BJM62	41
1SNA 173 220 R0500	PR30	442
1SNA 173 221 R2200	BJM62	41
1SNA 173 223 R2400	BJPD6	460
1SNA 173 226 R2700	BJM62	41
1SNA 173 241 R0600	RDJ6	454
1SNA 173 319 R0400	BJS22	450
1SNA 173 320 R0100	VSJ51	450
1SNA 173 327 R2400	EP223	515
1SNA 173 328 R0500	EP224	515
1SNA 173 331 R2000	RONDELLE	450
1SNA 173 438 R2400	BJH14	455
1SNA 173 439 R2500	BJH14	455
1SNA 173 441 R2700	BJH14	455
1SNA 173 449 R0700	BJH14	455
1SNA 173 451 R2100	BJH14	455
1SNA 173 452 R2200	BJH18	455
1SNA 173 453 R2300	BJH18	455
1SNA 173 454 R2400	BJH18	455
1SNA 173 460 R0600	BJH18	455
1SNA 173 461 R2300	BJH18	455
1SNA 173 510 R2000	PC13	459
1SNA 173 515 R1100	BJM6D	355
1SNA 173 516 R1200	BJM6D	355
1SNA 173 517 R1300	BJM6D	355
1SNA 173 519 R2500	BJM6D	355
1SNA 173 520 R2200	BJM6D	355
1SNA 173 523 R1100	PC81	459
1SNA 173 530 R2400	CBM5D	460
1SNA 173 582 R1500	CN	103
1SNA 173 596 R1300	STD2P	314
1SNA 173 627 R2100	EL6	460
1SNA 173 660 R1600	COCF 32	288
1SNA 173 703 R0600	PC1	313
1SNA 173 812 R1300	PIB	517
1SNA 173 815 R1600	BJS9.5	328
1SNA 173 816 R1700	BJS9.5	328
1SNA 173 817 R1000	BJS9.5	328
1SNA 173 818 R2100	BJS9.5	328
1SNA 173 819 R2200	BJS9.5	450
1SNA 173 888 R2000	BP8.A4	460
1SNA 173 906 R2200	BRC	86
1SNA 173 907 R2300	BRC	86
1SNA 173 908 R0400	BRC	86
1SNA 174...		
1SNA 174 112 R1600	BJM62	41
1SNA 174 113 R1700	BJM62	41
1SNA 174 114 R1000	BJM62	41
1SNA 174 115 R1100	BJM62	41
1SNA 174 151 R2500	PC22	459
1SNA 174 300 R1700	PR3.Z2	442
1SNA 174 393 R2000	BJS12.5	328
1SNA 174 394 R2100	BJS12.5	328
1SNA 174 395 R2200	BJS12.5	328
1SNA 174 396 R2300	BJS12.5	450
1SNA 174 413 R1400	BJP6	460
1SNA 174 448 R0700	BJP8	460
1SNA 174 451 R2200	BJP10	460
1SNA 174 558 R0500	BRC	86
1SNA 174 559 R0600	PC2	313
1SNA 174 601 R0100	BRC	86
1SNA 174 764 R0300	BJM65	321
1SNA 174 765 R0400	BJM65	321
1SNA 174 766 R0500	BJM65	321
1SNA 174 767 R0600	BJM65	321
1SNA 174 768 R1700	BJM65	321
1SNA 174 769 R1000	BJM65	321
1SNA 174 781 R2500	BJDP4	451
1SNA 174 782 R2600	BJDP5	451
1SNA 174 784 R2000	BJS6	450
1SNA 174 788 R0400	BJS8	88
1SNA 174 789 R0500	BJS8	450
1SNA 174 893 R1600	FUBS	77
1SNA 174 894 R1700	FUBS	77
1SNA 174 895 R1000	FUBS	77
1SNA 174 896 R1100	FUBS	77
1SNA 174 897 R1200	FUBS	77
1SNA 175...		
1SNA 175 263 R0600	ECROU	328
1SNA 175 991 R1100	BJS131	450
1SNA 176...		
1SNA 176 226 R2200	BJM5D	355
1SNA 176 227 R2300	BJM5D	355
1SNA 176 228 R0400	BJM5D	355
1SNA 176 229 R0500	BJM5D	355
1SNA 176 230 R0200	BJM5D	355
1SNA 176 259 R1300	ITV5	34
1SNA 176 260 R1000	EV5D	450
1SNA 176 278 R1600	BJMI5	449
1SNA 176 279 R1700	BJMI5	449
1SNA 176 280 R0500	BJMI5	449
1SNA 176 281 R2200	BJMI5	449
1SNA 176 282 R2300	BJMI5	449
1SNA 176 663 R0000	BJMI6	449
1SNA 176 664 R0100	BJMI6	449
1SNA 176 665 R0200	BJMI6	449
1SNA 176 666 R0300	BJMI6	449
1SNA 176 667 R0400	BJMI6	449
1SNA 176 669 R1600	BJMI8	449
1SNA 176 670 R1300	BJMI8	449
1SNA 176 671 R0000	BJMI8	449
1SNA 176 672 R0100	BJMI8	449
1SNA 176 673 R0200	BJMI8	449
1SNA 176 675 R0400	BJMI10	449
1SNA 176 676 R0500	BJMI10	449
1SNA 176 677 R0600	BJMI10	449
1SNA 176 678 R1700	BJMI10	449
1SNA 176 679 R1000	BJMI10	449
1SNA 176 704 R0200	BJMI5DR	124
1SNA 176 705 R0300	BJMI5DR	124
1SNA 176 706 R0400	BJMI5DR	124
1SNA 176 707 R0500	BJMI5DR	124
1SNA 176 708 R1600	BJMI5DR	124
1SNA 176 736 R2100	BJMI5D	449
1SNA 176 737 R2200	BJMI5D	449
1SNA 176 738 R0300	BJMI5D	449
1SNA 176 739 R0400	BJMI5D	449
1SNA 176 740 R1100	BJMI5D	449
1SNA 176 791 R2100	CPV4-5	448
1SNA 176 816 R1200	CPV1-2	448
1SNA 176 817 R1300	CPV3	448
1SNA 177...		
1SNA 177 511 R1100	BJS261	450
1SNA 177 651 R0500	BJS5D	450
1SNA 177 652 R0600	BJS5	450
1SNA 177 653 R0700	BJS12	450
1SNA 177 654 R0000	BJS10	450
1SNA 177 812 R1700	EL61	460
1SNA 177 849 R0400	BO05	288
1SNA 177 872 R2300	BJS5.08	288
1SNA 177 957 R2000	ENTRETOISE	126
1SNA 178...		
1SNA 178 024 R2500	BJD6	44
1SNA 178 025 R2600	BJD6	44
1SNA 178 026 R2700	BJD6	44
1SNA 178 027 R2000	BJD6	44
1SNA 178 032 R2500	BJD6	44
1SNA 178 033 R2600	BJD6	44
1SNA 178 072 R0500	BCPF	299
1SNA 178 408 R1400	CBD2S	460
1SNA 178 431 R2200	EPR1	517
1SNA 178 529 R0400	PR50	442
1SNA 178 646 R1100	EXAD	269
1SNA 178 745 R1400	CBM5	460
1SNA 178 746 R1500	CBM8	460
1SNA 178 802 R0700	BJHS-ENT7193	454
1SNA 178 803 R0000	BJHS-ENT7192	454
1SNA 178 944 R0400	OUPAD	190
1SNA 179...		
1SNA 179 371 R1600	CN5	94
1SNA 179 466 R0600	OUMAD	190
1SNA 179 534 R2200	BRT80A	347
1SNA 179 535 R2300	BRT125A	347
1SNA 179 623 R0300	BJDP1	451
1SNA 179 624 R0400	BJDP2	451
1SNA 179 625 R0500	BJDP3	451
1SNA 179 626 R0600	BJMI12	449
1SNA 179 627 R0700	EV16	450
1SNA 179 628 R1000	BJMI12	449
1SNA 179 629 R1100	BJMI12	449
1SNA 179 630 R1600	BJMI12	449
1SNA 179 631 R0300	BJMI12	449
1SNA 179 634 R0600	CBD1	460
1SNA 179 635 R0700	CBD2	460
1SNA 179 650 R2200	BRU400A	345
1SNA 179 657 R1500	BRU250A	345
1SNA 179 668 R2000	BJMI6D	449
1SNA 179 669 R2100	BJMI6D	449
1SNA 179 670 R2600	BJMI6D	449
1SNA 179 671 R1300	BJMI6D	449
1SNA 179 672 R1400	BJMI6D	449
1SNA 179 694 R0300	ITVE	198
1SNA 179 726 R0200	AJS9	88
1SNA 179 781 R0200	BJHS	454
1SNA 179 782 R0300	BJHS	454
1SNA 179 825 R2600	ITVE2	73
1SNA 179 879 R1400	FUAUTO	77
1SNA 179 880 R0200	FUAUTO	77
1SNA 179 892 R2200	BRT160A	347
1SNA 180...		
1SNA 180 064 R2400	41HLTVV	429
1SNA 180 065 R2500	41HLSHVV	429
1SNA 180 303 R0100	61HICVV	431
1SNA 180 453 R2700	62HLTVV	430
1SNA 183...		
1SNA 183 436 R0500	CVABM	86
1SNA 183 454 R1700	FEH12	431
1SNA 183 676 R2500	FEH14	429
1SNA 187...		
1SNA 187 053 R1400	FEH11	430
1SNA 187 312 R1400	CPM	515
1SNA 190...		
1SNA 190 001 R2000	D35/27.FF	274
1SNA 190 002 R2100	D70/32.FF	274
1SNA 190 003 R2200	D120/42.FF	275
1SNA 190 004 R2300	D185/55.FF	276
1SNA 190 005 R2400	D300/55.FF	276
1SNA 190 006 R2500	D35/27.AF	277
1SNA 190 007 R2600	D70/32.AF	277
1SNA 190 008 R0700	D120/42.AF	278
1SNA 190 009 R0000	D185/55.AF	278
1SNA 190 016 R1600	CPUF35	274
1SNA 190 017 R1700	CPUF70	274
1SNA 190 018 R2000	CPUF120	275
1SNA 190 019 R2100	CPUF185	276
1SNA 190 033 R1700	D35/27.FF	274
1SNA 190 034 R1000	D70/32.FF	274
1SNA 190 035 R1100	D120/42.FF	275
1SNA 190 036 R1200	D185/55.FF	276
1SNA 190 037 R1300	D300/55.FF	276
1SNA 190 305 R0500	HD2.5/6.3.2G.2G.1	383
1SNA 190 312 R2300	HD2.5/6.3.2G.2G.1.GG	381
1SNA 190 314 R2500	HD2.5/6.3.GG1.2G.2G	382
1SNA 190 316 R2700	HD2.5/6.3.3G.3G.1	381
1SNA 193...		
1SNA 193 003 R1100	SCM6	18
1SNA 193 027 R0000	FEM6G	322
1SNA 193 075 R1000	SCF6G	326
1SNA 193 102 R1100	SCF12	26
1SNA 193 137 R0300	FEMT1	406
1SNA 193 373 R2700	FEM8	79
1SNA 193 474 R1500	INH1	455
1SNA 193 482 R0600	SCM6D	36
1SNA 193 878 R2200	FEH4	385
1SNA 194...		
1SNA 194 328 R2300	FEMT3	86
1SNA 194 836 R0100	BAMH	445
1SNA 194 994 R0000	FEM62	78
1SNA 195...		
1SNA 195 077 R1400	PEB	517
1SNA 195 116 R0000	M4/6	18
1SNA 195 118 R1200	M6/8	22
1SNA 195 120 R1000	M10/10	24
1SNA 195 124 R0000	M35/16	28
1SNA 195 126 R0200	M4/6.D2.1	36
1SNA 195 129 R1500	M16/12	26
1SNA 195 140 R2400	M35/26.FF	281
1SNA 195 166 R1200	M4/6.D1	37
1SNA 195 189 R1200	M4/6.2G	322
1SNA 195 191 R0400	M2.5/6.2G.2G	326
1SNA 195 229 R2100	M4/6.SNTS	113
1SNA 195 259 R0700	M4/6.1	19
1SNA 195 260 R0400	M6/8.1	23
1SNA 195 261 R2100	M10/10.1	25

Index
Classification by part numbers

Part numbers	Types	Pages
1SNA 195 271 R2300	M4/6.D2	36
1SNA 195 313 R1500	M4/6.ST.Sn	86
1SNA 195 314 R1600	M4/6.ST.Au	86
1SNA 195 322 R1600	M4/6.D2.2	37
1SNA 195 435 R0000	M4/6.SB	78
1SNA 195 436 R0100	M6/8.SB	79
1SNA 195 468 R2100	M4/6.3A	20
1SNA 195 479 R2400	M4/6.4A	21
1SNA 195 486 R0400	MA2.5/5	16
1SNA 195 490 R1400	MA2.5/5.D2	34
1SNA 195 501 R1300	M6/8.D2	39
1SNA 195 539 R1000	M10/10.ST.Sn	87
1SNA 195 604 R2200	M4/8.D2.SF	97
1SNA 195 626 R1700	M6/13.FF	329
1SNA 195 627 R1000	M6/13.FF.1	329
1SNA 195 629 R2200	M6/13.FF.3	330
1SNA 195 637 R1200	M4/6.3A.P	62
1SNA 195 638 R2300	M4/6.4A.P	63
1SNA 195 685 R1300	M6/8.RS	111
1SNA 196...		
1SNA 196 576 R1600	FEM3A	20
1SNA 196 629 R2300	FEM4A	21
1SNA 196 656 R2600	FEM8D1	39
1SNA 196 702 R2500	BNS5	77
1SNA 196 781 R1400	FEMT5	87
1SNA 196 789 R2400	BNSTP2	84
1SNA 196 790 R2100	BNSTP2	84
1SNA 196 792 R1700	BNSTP1	460
1SNA 196 793 R1000	BNSTP1	84
1SNA 196 795 R1200	SCFCV1-2	16
1SNA 196 796 R1300	SCFCV3	96
1SNA 196 853 R1400	BNC62	77
1SNA 196 854 R1500	BNSV62	77
1SNA 196 896 R0000	SCAD	447
1SNA 196 913 R0000	FEM8D2S	97
1SNA 196 924 R0300	BNF52	77
1SNA 196 926 R0500	BNCT82	77
1SNA 196 927 R0600	BNSV82	77
1SNA 196 951 R1600	FEM8S	94
1SNA 196 966 R1500	BNF652D1	207
1SNA 196 967 R1600	BNF652L	207
1SNA 196 977 R1000	FEM13F	329
1SNA 196 987 R0300	FEMR8	111
1SNA 196 991 R0700	FEMR8T	113
1SNA 196 998 R1600	BNF652	77
1SNA 196 999 R1700	BNF652D	207
1SNA 197...		
1SNA 197 312 R1600	CPM	515
1SNA 198...		
1SNA 198 352 R0700	FEH3	454
1SNA 198 368 R1700	FEM6	16
1SNA 198 495 R1000	SCF6D	36
1SNA 198 499 R2400	FEM6D	34
1SNA 198 549 R0500	FEH9	389
1SNA 198 618 R0200	FEM12	26
1SNA 198 692 R2500	SCH3	380
1SNA 198 707 R0400	SCF6	16
1SNA 198 729 R0100	FEH8	389
1SNA 199...		
1SNA 199 011 R1600	MU10/14.5.SF1	101
1SNA 199 012 R1700	MU10/13.SF1	101
1SNA 199 013 R1000	MU10/14.5.SF2	102
1SNA 199 014 R1100	MU10/13.SF2	102
1SNA 199 015 R1200	MU10/14.5.SN3	103
1SNA 199 021 R1000	MU10/13.SN3	103
1SNA 199 024 R1300	HD2.5/6.3.GG1.GG	383
1SNA 199 025 R1400	HD2.5/6.3.GG.1.2GG	382
1SNA 199 029 R2000	HD2.5/6.3.2G.2G.GH	384
1SNA 199 034 R1500	D4/6.ADO	192
1SNA 199 035 R1600	D4/6.ADO	192
1SNA 199 036 R1700	D4/6.N.ADO	192
1SNA 199 038 R2100	D4/6.ADO.1	193
1SNA 199 039 R2200	D4/6.ADO	192
1SNA 199 040 R0700	D4/6.ADO	192
1SNA 199 042 R2500	D6/8.ADO	194
1SNA 199 043 R2600	D6/8.ADO	194
1SNA 199 044 R2700	D6/8.N.ADO	194
1SNA 199 046 R2100	D6/8.ADO.1	195
1SNA 199 048 R0300	D4/6.ADO.4	193
1SNA 199 050 R0100	D4/6.P.ADO	203
1SNA 199 051 R2600	D1.5/6.ADO	232
1SNA 199 052 R2700	D1.5/6.ADO	232
1SNA 199 053 R2000	D1.5/6.N.ADO	232
1SNA 199 055 R2200	D1.5/6.ADO.1	233
1SNA 199 056 R2300	D1.5/6.ADO	232
1SNA 199 057 R2400	D1.5/6.ADO.2	233
1SNA 199 059 R0600	D2.5/8.ADO	234
1SNA 199 060 R0300	D2.5/8.ADO	234
1SNA 199 061 R2000	D2.5/8.N.ADO	234
1SNA 199 063 R2200	D2.5/8.ADO.1	235
1SNA 199 064 R2300	D4/6.ADO.2	193
1SNA 199 067 R2600	D4/6.S.ADO	208
1SNA 199 069 R0000	D4/6.ADO	192
1SNA 199 070 R0500	D4/6.ADO	192
1SNA 199 071 R2200	D4/6.ADO	192
1SNA 199 072 R2300	D6/8.ADO	194
1SNA 199 073 R2400	D6/8.ADO	194
1SNA 199 074 R2500	D4/6.ADO.C	193
1SNA 199 075 R2600	D6/8.ADO	194
1SNA 199 076 R2700	D6/8.ADO	194
1SNA 199 077 R2000	D6/8.ADO	194
1SNA 199 078 R0100	D4/6.ADO.T2	193
1SNA 199 080 R2000	D1.5/6.ADO	232
1SNA 199 081 R1500	D1.5/6.ADO	232
1SNA 199 082 R1600	D1.5/6.ADO	232
1SNA 199 083 R1700	D1.5/6.ADO	232
1SNA 199 085 R1100	D1.5/6.ADO.C	233
1SNA 199 087 R1300	D2.5/8.ADO	234
1SNA 199 088 R2400	D2.5/8.ADO	234
1SNA 199 089 R2500	D2.5/8.ADO	234
1SNA 199 090 R2200	D1.5/6.ADO.4	233
1SNA 199 091 R1700	D2.5/8.P.ADO	245
1SNA 199 092 R1000	D2.5/8.N.ADO	234
1SNA 199 095 R1300	ML10/13.SF	104
1SNA 199 096 R1400	HD2.5/6.3.GH.2G.H	384
1SNA 199 098 R2600	D1.5/6.P.ADO	245
1SNA 199 105 R2200	ML10/13.SN	104
1SNA 199 107 R2400	D4/6.SN.ADO	205
1SNA 199 108 R0500	D4/6.SN.ADO	205
1SNA 199 118 R2600	D6/8.P.ADO	203
1SNA 199 135 R1700	BNT1	86
1SNA 199 136 R1000	BNT3	86
1SNA 199 137 R1100	D4/8.SN.ADO	206
1SNA 199 138 R2200	D4/8.SN.ADO	206
1SNA 199 139 R2300	D4/8.SNT2.ADO	206
1SNA 199 140 R0000	D4/8.SNT2.ADO	206
1SNA 199 141 R2500	D4/8.SNT23.ADO	206
1SNA 199 142 R2600	D1.5/6.S.ADO	251
1SNA 199 144 R2000	D1.5/6.SNT2.ADO	247
1SNA 199 145 R2100	D1.5/6.SNT2.ADO	247
1SNA 199 146 R2200	D1.5/6.SNT23.ADO	247
1SNA 199 148 R0400	D2.5/8.ADO	234
1SNA 199 155 R2300	D6/8.ADO.2	195
1SNA 199 156 R2400	D6/8.ADO.C	195
1SNA 199 157 R2500	D6/8.ADO.4	195
1SNA 199 160 R0400	D2.5/8.ADO.2	235
1SNA 199 161 R2100	D2.5/8.ADO.C	235
1SNA 199 162 R2200	D2.5/8.ADO.4	235
1SNA 199 163 R2300	D2.5/8.S.ADO	251
1SNA 199 164 R2400	D2.5/8.S.ADO	251
1SNA 199 165 R2500	ML10/13.SFL1	105
1SNA 199 166 R2600	ML10/13.SFD	105
1SNA 199 167 R2700	ML10/13.SFD1	105
1SNA 199 168 R0000	ML10/13.SFL	105
1SNA 199 184 R1100	D2.5/8.SFT.ADO2	254
1SNA 199 185 R1200	D2.5/8.SFT.ADO2	254
1SNA 199 186 R1300	D2.5/8.SNNT.ADO2	256
1SNA 199 187 R1400	D2.5/8.SFLT.ADO2	254
1SNA 199 188 R2500	D2.5/8.SFDT.ADO2	254
1SNA 199 189 R2600	D2.5/8.SFD1T.ADO2	254
1SNA 199 208 R1100	D1.5/8.SFT.ADO	253
1SNA 199 209 R1200	D1.5/8.SFT.ADO	253
1SNA 199 210 R0600	D1.5/8.SNNT.ADO	255
1SNA 199 211 R2300	D1.5/8.SFLT.ADO	253
1SNA 199 212 R2400	D1.5/8.SFDT.ADO	253
1SNA 199 213 R2500	D1.5/8.SFD1T.ADO	253
1SNA 199 215 R2700	D4/8.S.ADO	209
1SNA 199 219 R0300	D4/6.T1	41
1SNA 199 220 R0000	D4/6.P.T1	43
1SNA 199 229 R0500	D4/6.SNT23.ADO	205
1SNA 199 231 R2700	D2.5/8.SNT2.ADO	247
1SNA 199 232 R2000	D2.5/8.SNT2.ADO	247
1SNA 199 233 R2100	D2.5/8.SNT23.ADO	247
1SNA 199 235 R2300	D4/6.SNT2.ADO	205
1SNA 199 236 R2400	D4/6.SNT2.ADO	205
1SNA 199 242 R0200	D4/6.D2.ADO	198
1SNA 199 243 R0300	D4/6.D2.ADO	198
1SNA 199 244 R0400	D4/6.D2.N.ADO	198
1SNA 199 245 R0500	D4/6.D2.ADO.1	199
1SNA 199 248 R1000	D1.5/6.ADO.D1	257
1SNA 199 249 R1100	D1.5/6.ADO.D2	257
1SNA 199 262 R0600	D4/6.D2.ADO	198
1SNA 199 275 R0300	DR4/6.ADO	222
1SNA 199 279 R1700	DR4/8.ADO	223
1SNA 199 283 R2400	DR1.5/6.ADO	262
1SNA 199 287 R2000	DR2.5/8.ADO	263
1SNA 199 302 R0700	FEM6	352
1SNA 199 320 R0400	COCF	299
1SNA 199 321 R2100	COCE	296
1SNA 199 323 R2300	CPF5,08	288
1SNA 199 336 R2000	FEDAD1	190
1SNA 199 338 R0200	FEDAD1	190
1SNA 199 339 R0300	FEDAD1	190
1SNA 199 341 R0500	FEMAD3	230
1SNA 199 343 R0700	FEMAD3	230
1SNA 199 352 R0000	FEDAD4	204
1SNA 199 353 R0100	FEDAD4	204
1SNA 199 354 R0200	FEDAD5	246
1SNA 199 355 R0300	FEDAD5	246
1SNA 199 382 R2700	FEDAD7	253
1SNA 199 393 R2200	SCH6	404
1SNA 199 394 R2300	INH3	455
1SNA 199 396 R2500	INH1	455
1SNA 199 400 R0600	FEHD1	386
1SNA 199 405 R2700	CPM	394
1SNA 199 411 R1400	FJH501	389
1SNA 199 412 R1500	SCH8	389
1SNA 199 417 R1200	FED2AD1	197
1SNA 199 420 R2100	BADRL	446
1SNA 199 421 R1600	FEAD1	219
1SNA 199 422 R1700	FEAD1	219
1SNA 199 423 R1000	FEAD2	259
1SNA 199 424 R1100	FEAD2	259
1SNA 199 433 R1200	FEAD5	219
1SNA 199 434 R1300	FEAD5	219
1SNA 199 435 R1400	FEAD6	259
1SNA 199 436 R1500	FEAD6	259
1SNA 199 437 R1600	FEAD3	225
1SNA 199 438 R2700	FEAD3	225
1SNA 199 439 R2000	FEAD4	265
1SNA 199 440 R0500	FEAD4	265
1SNA 199 444 R2500	M4/6.D2.2S2	73
1SNA 199 447 R2000	M4/6.D2.2S2.T23	73
1SNA 199 448 R0100	M4/6.D2.2S2.T	73
1SNA 199 452 R2500	M4/6.D2.S1R	74
1SNA 199 455 R2000	M4/6.D2.S1R.T23	74
1SNA 199 456 R2100	M4/6.D2.S1R.T	74
1SNA 199 476 R2500	FED2AD2	237
1SNA 199 480 R2600	D1.5/6.D2.ADO	238
1SNA 199 481 R1300	D1.5/6.D2.ADO	238
1SNA 199 482 R1400	D1.5/6.D2.N.ADO	238
1SNA 199 494 R1000	D1.5/6.D2.ADO.1	239
1SNA 199 527 R1000	DS4/8.P.ADO	221
1SNA 199 528 R2100	DS2.5/8.P.ADO	261
1SNA 199 551 R2000	SCAD5	190
1SNA 199 554 R2300	D2.5/5.ADO	190
1SNA 199 555 R2400	D2.5/5.ADO	190
1SNA 199 556 R2500	D2.5/5.N.ADO	190
1SNA 199 557 R2600	D2.5/5.ADO	190
1SNA 199 558 R0700	D2.5/5.ADO	190
1SNA 199 559 R0000	D2.5/5.ADO	190
1SNA 199 560 R0500	D2.5/5.ADO	190
1SNA 199 561 R2200	D2.5/5.ADO	190
1SNA 199 562 R2300	D2.5/5.ADO.1	191
1SNA 199 563 R2400	D1/5.ADO	230
1SNA 199 564 R2500	D1/5.ADO	230
1SNA 199 565 R2600	D1/5.N.ADO	230
1SNA 199 566 R2700	D1/5.ADO	230
1SNA 199 567 R2000	D1/5.ADO	230
1SNA 199 568 R0100	D1/5.ADO	230
1SNA 199 569 R0200	D1/5.ADO	230
1SNA 199 570 R0700	D1/5.ADO	230
1SNA 199 571 R2400	D1/5.ADO.1	231
1SNA 199 590 R2400	FEDAD5	246
1SNA 199 591 R1100	D1.5/6.SNT2.ADO	247
1SNA 199 635 R2400	FEM13U	101
1SNA 199 870 R0400	PCS4	90
1SNA 199 871 R2100	PCS2	90
1SNA 199 872 R2200	PCS3	90
1SNA 199 876 R2600	FEM3AP	62
1SNA 199 879 R0100	FEM4AP	63
1SNA 205...		
1SNA 205 021 R2600	BJA5	450
1SNA 205 170 R1400	SFB.B1	339
1SNA 205 171 R0100	SFB.B2	339
1SNA 205 172 R0200	SFB.B3	339
1SNA 205 173 R0300	SFB.B4	339
1SNA 205 174 R0400	SFB.P	339
1SNA 205 175 R0500	BO318	339
1SNA 205 176 R0600	DSPBO.PI	339
1SNA 205 177 R0700	DSPBO.P	339
1SNA 205 197 R2400	BJA5	450
1SNA 205 284 R0300	OUTA	190
1SNA 205 294 R0500	PC22	459
1SNA 205 295 R0600	PC22	459
1SNA 205 392 R0700	HD4/9.F4.2	394
1SNA 205 396 R0300	HD10/12.F5.2	397
1SNA 205 424 R2700	FJHD40	397
1SNA 205 427 R2200	INHD	394
1SNA 205 428 R0300	SCHD1	394
1SNA 205 429 R0400	SCHD2	397
1SNA 205 431 R2600	FJHD32	394

Index
Classification by part numbers

Part numbers	Types	Pages
1SNA 205 710 R1100	OUTAD	190
1SNA 205 716 R0300	AL2-4	123
1SNA 205 721 R0000	EXAD2	190
1SNA 205 735 R0600	BJM4	123
1SNA 205 736 R0700	BJM4	123
1SNA 205 737 R0000	BJM4	123
1SNA 205 738 R1100	BJM4	123
1SNA 205 767 R1600	DRF6	274
1SNA 205 768 R2700	DRF8	274
1SNA 205 769 R2000	DRF10	275
1SNA 205 770 R2500	DRF12	276
1SNA 205 771 R1200	DRF16	276
1SNA 205 772 R1300	BJS27	274
1SNA 205 773 R1400	BJS27	274
1SNA 205 774 R1500	BJS32	274
1SNA 205 775 R1600	BJS32	274
1SNA 205 776 R1700	BJS42	275
1SNA 205 777 R1000	BJS42	275
1SNA 205 778 R2100	BJS551	276
1SNA 205 779 R2200	BJS551	276
1SNA 205 955 R0300	BJADO5.2	452
1SNA 205 956 R0400	BJADO5.3	452
1SNA 205 957 R0500	BJADO5.4	452
1SNA 205 958 R1600	BJADO5.5	452
1SNA 205 963 R0300	BJADO5.10	452
1SNA 205 973 R0500	BJADO5.20	452
1SNA 205 974 R0600	BJADO6.2	452
1SNA 205 975 R0700	BJADO6.3	452
1SNA 205 976 R0000	BJADO6.4	452
1SNA 205 977 R0100	BJADO6.5	452
1SNA 205 982 R2700	BJADO6.10	452
1SNA 205 992 R2100	BJADO6.20	452
1SNA 206...		
1SNA 206 053 R0700	BJMI31.2	31
1SNA 206 054 R0000	BJMI31.3	31
1SNA 206 103 R0700	VSP68	515
1SNA 206 126 R2500	BJMI36.2	32
1SNA 206 217 R0000	BJMI16	449
1SNA 206 218 R1100	BJMI16	449
1SNA 206 219 R1200	BJMI16	449
1SNA 206 220 R1700	BJMI16	449
1SNA 206 221 R0400	BJMI16	449
1SNA 206 223 R0600	BJMI36.3	32
1SNA 206 230 R1100	RC610 vert	486
1SNA 206 231 R0600	RC610 jaune	486
1SNA 206 232 R0700	RC610 orange	486
1SNA 206 233 R0000	RC610 bleu	486
1SNA 206 234 R0100	RC610 violet	486
1SNA 206 235 R0200	RC610 rouge	486
1SNA 206 277 R1400	TGA3.156	457
1SNA 206 351 R1600	BAM2	444
1SNA 206 391 R0700	FE-BCP	288
1SNA 206 392 R0000	FEDBCP	289
1SNA 206 394 R0200	EV6I	450
1SNA 206 404 R0500	M4/6	18
1SNA 206 538 R0200	M4/6.SNBT	69
1SNA 206 539 R0300	BJHS	454
1SNA 206 573 R0500	TO3-50	461
1SNA 206 596 R2500	PR2P	443
1SNA 206 659 R2300	BADL	444
1SNA 206 680 R1500	AJS9-1	88
1SNA 206 681 R0200	AJS9-2	88
1SNA 206 682 R0300	AJS9-3	88
1SNA 206 683 R0400	AJS9-4	88
1SNA 206 720 R1400	AJS9-5	88
1SNA 206 721 R0100	AL4-M3	458
1SNA 206 722 R0200	AL4-M3-R1	458
1SNA 206 723 R0300	AL4-M4	458
1SNA 215...		
1SNA 215 038 R2000	FE2CPE	290
1SNA 215 071 R2100	FEDCP	289
1SNA 215 266 R0100	FEM8T6	114
1SNA 215 580 R2100	FED2-4	123
1SNA 215 999 R2100	FED10S1	92
1SNA 216...		
1SNA 216 110 R2200	165LTTM5TM5	331
1SNA 216 112 R1000	165ETTM5TM5	333
1SNA 216 114 R1200	FEET80	331
1SNA 229...		
1SNA 229 000 R1500	RC410 blanc	480
1SNA 229 001 R0200	RC410 0 –> 9	481
1SNA 229 002 R0300	RC410 1 –> 10	481
1SNA 229 003 R0400	RC410 11 –> 20	481
1SNA 229 004 R0500	RC410 21 –> 30	481
1SNA 229 005 R0600	RC410 31 –> 40	481
1SNA 229 006 R0700	RC410 41 –> 50	481
1SNA 229 007 R0000	RC410 51 –> 60	481
1SNA 229 008 R1100	RC410 61 –> 70	481
1SNA 229 009 R1200	RC410 71 –> 80	481
1SNA 229 010 R0600	RC410 81 –> 90	481
1SNA 229 011 R2300	RC410 91 –> 100	481
1SNA 229 030 R0200	RC410 1 –> 100	481
1SNA 229 040 R1400	RC410 0 –> 9	482
1SNA 229 041 R0100	RC410 1 –> 10	482
1SNA 229 042 R0200	RC410 11 –> 20	482
1SNA 229 043 R0300	RC410 21 –> 30	482
1SNA 229 044 R0400	RC410 31 –> 40	482
1SNA 229 045 R0500	RC410 41 –> 50	482
1SNA 229 046 R0600	RC410 51 –> 60	482
1SNA 229 047 R0700	RC410 61 –> 70	482
1SNA 229 048 R1000	RC410 71 –> 80	482
1SNA 229 049 R1100	RC410 81 –> 90	482
1SNA 229 050 R1600	RC410 91 –> 100	482
1SNA 229 051 R0300	RC410 101 –> 110	482
1SNA 229 052 R0400	RC410 111 –> 120	482
1SNA 229 053 R0500	RC410 121 –> 130	482
1SNA 229 054 R0600	RC410 131 –> 140	482
1SNA 229 055 R0700	RC410 141 –> 150	482
1SNA 229 056 R0000	RC410 151 –> 160	482
1SNA 229 057 R0100	RC410 161 –> 170	482
1SNA 229 058 R1200	RC410 171 –> 180	482
1SNA 229 059 R1300	RC410 181 –> 190	482
1SNA 229 060 R1000	RC410 1 –> 100	482
1SNA 229 061 R0500	RC410 101 –> 200	482
1SNA 229 062 R0600	RC410 201 –> 300	482
1SNA 229 063 R0700	RC410 301 –> 400	482
1SNA 229 064 R0000	RC410 401 –> 500	482
1SNA 229 065 R0100	RC410 501 –> 600	482
1SNA 229 066 R0200	RC410 601 –> 700	482
1SNA 229 067 R0300	RC410 701 –> 800	482
1SNA 229 068 R1400	RC410 801 –> 900	482
1SNA 229 069 R1500	RC410 901 –> 1000	482
1SNA 229 072 R0000	RC410 191 –> 200	482
1SNA 229 111 R2400	RC410 100 x +	481
1SNA 229 112 R2500	RC410 100 x -	481
1SNA 229 113 R2600	RC410 100 x =	481
1SNA 229 114 R2700	RC410 100 x ~	481
1SNA 229 115 R2000	RC410 100 x Terre	481
1SNA 229 150 R1700	RC410 100 x A	481
1SNA 229 151 R0400	RC410 100 x B	481
1SNA 229 152 R0500	RC410 100 x C	481
1SNA 229 153 R0600	RC410 100 x D	481
1SNA 229 154 R0700	RC410 100 x E	481
1SNA 229 155 R0000	RC410 100 x F	481
1SNA 229 156 R0100	RC410 100 x G	481
1SNA 229 157 R0200	RC410 100 x H	481
1SNA 229 158 R1300	RC410 100 x I	481
1SNA 229 159 R1400	RC410 100 x J	481
1SNA 229 160 R1100	RC410 100 x K	481
1SNA 229 161 R0600	RC410 100 x L	481
1SNA 229 162 R0700	RC410 100 x M	481
1SNA 229 163 R0000	RC410 100 x N	481
1SNA 229 164 R0100	RC410 100 x O	481
1SNA 229 165 R0200	RC410 100 x P	481
1SNA 229 166 R0300	RC410 100 x Q	481
1SNA 229 167 R0400	RC410 100 x R	481
1SNA 229 168 R1500	RC410 100 x S	481
1SNA 229 169 R1600	RC410 100 x T	481
1SNA 229 170 R1300	RC410 100 x U	481
1SNA 229 171 R0000	RC410 100 x V	481
1SNA 229 172 R0100	RC410 100 x W	481
1SNA 229 173 R0200	RC410 100 x X	481
1SNA 229 174 R0300	RC410 100 x Y	481
1SNA 229 175 R0400	RC410 100 x Z	481
1SNA 229 180 R0600	RC410 100 x A	482
1SNA 229 181 R2300	RC410 100 x B	482
1SNA 229 182 R2400	RC410 100 x C	482
1SNA 229 183 R2500	RC410 100 x D	482
1SNA 229 184 R2600	RC410 100 x E	482
1SNA 229 185 R2700	RC410 100 x F	482
1SNA 229 186 R2000	RC410 100 x G	482
1SNA 229 187 R2100	RC410 100 x H	482
1SNA 229 188 R0200	RC410 100 x I	482
1SNA 229 189 R0300	RC410 100 x J	482
1SNA 229 190 R0000	RC410 100 x K	482
1SNA 229 191 R2500	RC410 100 x L	482
1SNA 229 192 R2600	RC410 100 x M	482
1SNA 229 193 R2700	RC410 100 x N	482
1SNA 229 194 R2000	RC410 100 x O	482
1SNA 229 195 R2100	RC410 100 x P	482
1SNA 229 196 R2200	RC410 100 x Q	482
1SNA 229 197 R2300	RC410 100 x R	482
1SNA 229 198 R0400	RC410 100 x S	482
1SNA 229 199 R0500	RC410 100 x T	482
1SNA 229 200 R2200	RC410 100 x U	482
1SNA 229 201 R1700	RC410 100 x V	482
1SNA 229 202 R1000	RC410 100 x W	482
1SNA 229 203 R1100	RC410 100 x X	482
1SNA 229 204 R1200	RC410 100 x Y	482
1SNA 229 205 R1300	RC410 100 x Z	482
1SNA 229 210 R1300	RC410 100 x 0	481
1SNA 229 211 R0000	RC410 100 x 1	481
1SNA 229 212 R0100	RC410 100 x 2	481
1SNA 229 213 R0200	RC410 100 x 3	481
1SNA 229 214 R0300	RC410 100 x 4	481
1SNA 229 215 R0400	RC410 100 x 5	481
1SNA 229 216 R0500	RC410 100 x 6/100 x 9	481
1SNA 229 217 R0600	RC410 100 x 7	481
1SNA 229 218 R1700	RC410 100 x 8	481
1SNA 229 220 R1500	RC410 100 x 10	481
1SNA 229 221 R0200	RC410 100 x 11	481
1SNA 229 222 R0300	RC410 100 x 12	481
1SNA 229 223 R0400	RC410 100 x 13	481
1SNA 229 224 R0500	RC410 100 x 14	481
1SNA 229 225 R0600	RC410 100 x 15	481
1SNA 229 226 R0700	RC410 100 x 16	481
1SNA 229 227 R0000	RC410 100 x 17	481
1SNA 229 228 R1100	RC410 100 x 18	481
1SNA 229 229 R1200	RC410 100 x 19	481
1SNA 229 230 R1700	RC410 100 x 20	481
1SNA 230...		
1SNA 230 000 R1200	RC55 blanc	495
1SNA 230 001 R0700	RC55 0 –> 9	496
1SNA 230 002 R0000	RC55 1 –> 10	496
1SNA 230 003 R0100	RC55 11 –> 20	496
1SNA 230 004 R0200	RC55 21 –> 30	496
1SNA 230 005 R0300	RC55 31 –> 40	496
1SNA 230 006 R0400	RC55 41 –> 50	496
1SNA 230 007 R0500	RC55 51 –> 60	496
1SNA 230 008 R1600	RC55 61 –> 70	496
1SNA 230 009 R1700	RC55 71 –> 80	496
1SNA 230 010 R0300	RC55 81 –> 90	496
1SNA 230 011 R2000	RC55 91 –> 100	496
1SNA 230 012 R2100	RC55 101 –> 110	496
1SNA 230 013 R2200	RC55 111 –> 120	496
1SNA 230 014 R2300	RC55 121 –> 130	496
1SNA 230 015 R2400	RC55 131 –> 140	496
1SNA 230 016 R2500	RC55 141 –> 150	496
1SNA 230 017 R2600	RC55 151 –> 160	496
1SNA 230 018 R0700	RC55 161 –> 170	496
1SNA 230 019 R0000	RC55 171 –> 180	496
1SNA 230 020 R0500	RC55 181 –> 190	496
1SNA 230 021 R2200	RC55 191 –> 200	496
1SNA 230 030 R0700	RC55 1 –> 100	496
1SNA 230 031 R2400	RC55 101 –> 200	496
1SNA 230 032 R2500	RC55 201 –> 300	496
1SNA 230 033 R2600	RC55 301 –> 400	496
1SNA 230 034 R2700	RC55 401 –> 500	496
1SNA 230 035 R2000	RC55 501 –> 600	496
1SNA 230 036 R2100	RC55 601 –> 700	496
1SNA 230 037 R2200	RC55 701 –> 800	496
1SNA 230 038 R0300	RC55 801 –> 900	496
1SNA 230 039 R0400	RC55 901 –> 1000	496
1SNA 230 040 R1100	RC55 0 –> 9	497
1SNA 230 041 R0600	RC55 1 –> 10	497
1SNA 230 042 R0700	RC55 11 –> 20	497
1SNA 230 043 R0000	RC55 21 –> 30	497
1SNA 230 044 R0100	RC55 31 –> 40	497
1SNA 230 045 R0200	RC55 41 –> 50	497
1SNA 230 046 R0300	RC55 51 –> 60	497
1SNA 230 047 R0400	RC55 61 –> 70	497
1SNA 230 048 R1500	RC55 71 –> 80	497
1SNA 230 049 R1600	RC55 81 –> 90	497
1SNA 230 050 R1300	RC55 91 –> 100	497
1SNA 230 051 R0000	RC55 101 –> 110	497
1SNA 230 052 R0100	RC55 111 –> 120	497
1SNA 230 053 R0200	RC55 121 –> 130	497
1SNA 230 054 R0300	RC55 131 –> 140	497
1SNA 230 055 R0400	RC55 141 –> 150	497
1SNA 230 056 R0500	RC55 151 –> 160	497
1SNA 230 057 R0600	RC55 161 –> 170	497
1SNA 230 058 R1700	RC55 171 –> 180	497
1SNA 230 059 R1000	RC55 181 –> 190	497
1SNA 230 060 R1500	RC55 1 –> 100	497
1SNA 230 061 R0200	RC55 101 –> 200	497
1SNA 230 062 R0300	RC55 201 –> 300	497
1SNA 230 063 R0400	RC55 301 –> 400	497
1SNA 230 064 R0500	RC55 401 –> 500	497
1SNA 230 065 R0600	RC55 501 –> 600	497
1SNA 230 066 R0700	RC55 601 –> 700	497
1SNA 230 067 R0000	RC55 701 –> 800	497
1SNA 230 068 R1100	RC55 801 –> 900	497
1SNA 230 069 R1200	RC55 901 –> 1000	497
1SNA 230 072 R0500	RC55 191 –> 200	497
1SNA 230 111 R2100	RC55 100 x +	496
1SNA 230 112 R2200	RC55 100 x -	496
1SNA 230 113 R2300	RC55 100 x =	496
1SNA 230 114 R2400	RC55 100 x ~	496
1SNA 230 115 R2500	RC55 100 x Terre	496
1SNA 230 116 R2600	RC55 100 x L1	496
1SNA 230 117 R2700	RC55 100 x L2	496
1SNA 230 118 R0000	RC55 100 x L3	496

Index
Classification by part numbers

Part numbers	Types	Pages
1SNA 230 119 R0100	RC55 100 x PE	496
1SNA 230 131 R2500	RC55 20 x L1-L2-L3...	496
1SNA 230 150 R1400	RC55 100 x A	496
1SNA 230 151 R0100	RC55 100 x B	496
1SNA 230 152 R0200	RC55 100 x C	496
1SNA 230 153 R0300	RC55 100 x D	496
1SNA 230 154 R0400	RC55 100 x E	496
1SNA 230 155 R0500	RC55 100 x F	496
1SNA 230 156 R0600	RC55 100 x G	496
1SNA 230 157 R0700	RC55 100 x H	496
1SNA 230 158 R1000	RC55 100 x I	496
1SNA 230 159 R1100	RC55 100 x J	496
1SNA 230 160 R1600	RC55 100 x K	496
1SNA 230 161 R0300	RC55 100 x L	496
1SNA 230 162 R0400	RC55 100 x M	496
1SNA 230 163 R0500	RC55 100 x N	496
1SNA 230 164 R0600	RC55 100 x O	496
1SNA 230 165 R0700	RC55 100 x P	496
1SNA 230 166 R0000	RC55 100 x Q	496
1SNA 230 167 R0100	RC55 100 x R	496
1SNA 230 168 R1200	RC55 100 x S	496
1SNA 230 169 R1300	RC55 100 x T	496
1SNA 230 170 R1000	RC55 100 x U	496
1SNA 230 171 R0500	RC55 100 x V	496
1SNA 230 172 R0600	RC55 100 x W	496
1SNA 230 173 R0700	RC55 100 x X	496
1SNA 230 174 R0000	RC55 100 x Y	496
1SNA 230 175 R0100	RC55 100 x Z	496
1SNA 230 180 R0300	RC55 100 x A	497
1SNA 230 181 R2000	RC55 100 x B	497
1SNA 230 182 R2100	RC55 100 x C	497
1SNA 230 183 R2200	RC55 100 x D	497
1SNA 230 184 R2300	RC55 100 x E	497
1SNA 230 185 R2400	RC55 100 x F	497
1SNA 230 186 R2500	RC55 100 x G	497
1SNA 230 187 R2600	RC55 100 x H	497
1SNA 230 188 R0700	RC55 100 x I	497
1SNA 230 189 R0000	RC55 100 x J	497
1SNA 230 190 R0500	RC55 100 x K	497
1SNA 230 191 R2200	RC55 100 x L	497
1SNA 230 192 R2300	RC55 100 x M	497
1SNA 230 193 R2400	RC55 100 x N	497
1SNA 230 194 R2500	RC55 100 x O	497
1SNA 230 195 R2600	RC55 100 x P	497
1SNA 230 196 R2700	RC55 100 x Q	497
1SNA 230 197 R2000	RC55 100 x R	497
1SNA 230 198 R0100	RC55 100 x S	497
1SNA 230 199 R0200	RC55 100 x T	497
1SNA 230 200 R2700	RC55 100 x U	497
1SNA 230 201 R1400	RC55 100 x V	497
1SNA 230 202 R1500	RC55 100 x W	497
1SNA 230 203 R1600	RC55 100 x X	497
1SNA 230 204 R1700	RC55 100 x Y	497
1SNA 230 205 R1000	RC55 100 x Z	497
1SNA 230 240 R2600	RC55 100 x 0	496
1SNA 230 241 R1300	RC55 100 x 1	496
1SNA 230 242 R1400	RC55 100 x 2	496
1SNA 230 243 R1500	RC55 100 x 3	496
1SNA 230 244 R1600	RC55 100 x 4	496
1SNA 230 245 R1700	RC55 100 x 5	496
1SNA 230 246 R1000	RC55 100 x 6/100 x 9	496
1SNA 230 247 R1100	RC55 100 x 7	496
1SNA 230 248 R2200	RC55 100 x 8	496
1SNA 230 250 R2000	RC55 100 x 10	496
1SNA 230 251 R1500	RC55 100 x 11	496
1SNA 230 252 R1600	RC55 100 x 12	496
1SNA 230 253 R1700	RC55 100 x 13	496
1SNA 230 254 R1000	RC55 100 x 14	496
1SNA 230 255 R1100	RC55 100 x 15	496
1SNA 230 256 R1200	RC55 100 x 16	496
1SNA 230 257 R1300	RC55 100 x 17	496
1SNA 230 258 R2400	RC55 100 x 18	496
1SNA 230 259 R2500	RC55 100 x 19	496
1SNA 230 260 R2200	RC55 100 x 20	496
1SNA 231...		
1SNA 231 000 R0700	RC510 blanc	483
1SNA 231 001 R2400	RC510 0 –> 9	484
1SNA 231 002 R2500	RC510 1 –> 10	484
1SNA 231 003 R2600	RC510 11 –> 20	484
1SNA 231 004 R2700	RC510 21 –> 30	484
1SNA 231 005 R2000	RC510 31 –> 40	484
1SNA 231 006 R2100	RC510 41 –> 50	484
1SNA 231 007 R2200	RC510 51 –> 60	484
1SNA 231 008 R0300	RC510 61 –> 70	484
1SNA 231 009 R0400	RC510 71 –> 80	484
1SNA 231 010 R2000	RC510 81 –> 90	484
1SNA 231 011 R1500	RC510 91 –> 100	484
1SNA 231 012 R1600	RC510 101 –> 110	484
1SNA 231 013 R1700	RC510 111 –> 120	484
1SNA 231 014 R1000	RC510 121 –> 130	484
1SNA 231 015 R1100	RC510 131 –> 140	484
1SNA 231 016 R1200	RC510 141 –> 150	484
1SNA 231 017 R1300	RC510 151 –> 160	484
1SNA 231 018 R2400	RC510 161 –> 170	484
1SNA 231 019 R2500	RC510 171 –> 180	484
1SNA 231 020 R2200	RC510 181 –> 190	484
1SNA 231 021 R1700	RC510 191 –> 200	484
1SNA 231 030 R2400	RC510 1 –> 100	484
1SNA 231 031 R1100	RC510 101 –> 200	484
1SNA 231 032 R1200	RC510 201 –> 300	484
1SNA 231 033 R1300	RC510 301 –> 400	484
1SNA 231 034 R1400	RC510 401 –> 500	484
1SNA 231 035 R1500	RC510 501 –> 600	484
1SNA 231 036 R1600	RC510 601 –> 700	484
1SNA 231 037 R1700	RC510 701 –> 800	484
1SNA 231 038 R2000	RC510 801 –> 900	484
1SNA 231 039 R2100	RC510 901 –> 1000	484
1SNA 231 040 R0600	RC510 0 –> 9	485
1SNA 231 041 R2300	RC510 1 –> 10	485
1SNA 231 042 R2400	RC510 11 –> 20	485
1SNA 231 043 R2500	RC510 21 –> 30	485
1SNA 231 044 R2600	RC510 31 –> 40	485
1SNA 231 045 R2700	RC510 41 –> 50	485
1SNA 231 046 R2000	RC510 51 –> 60	485
1SNA 231 047 R2100	RC510 61 –> 70	485
1SNA 231 048 R0200	RC510 71 –> 80	485
1SNA 231 049 R0300	RC510 81 –> 90	485
1SNA 231 050 R0000	RC510 91 –> 100	485
1SNA 231 051 R2500	RC510 101 –> 110	485
1SNA 231 052 R2600	RC510 111 –> 120	485
1SNA 231 053 R2700	RC510 121 –> 130	485
1SNA 231 054 R2000	RC510 131 –> 140	485
1SNA 231 055 R2100	RC510 141 –> 150	485
1SNA 231 056 R2200	RC510 151 –> 160	485
1SNA 231 057 R2300	RC510 161 –> 170	485
1SNA 231 058 R0400	RC510 171 –> 180	485
1SNA 231 059 R0500	RC510 181 –> 190	485
1SNA 231 060 R0200	RC510 1 –> 100	485
1SNA 231 061 R2700	RC510 101 –> 200	485
1SNA 231 062 R2000	RC510 201 –> 300	485
1SNA 231 063 R2100	RC510 301 –> 400	485
1SNA 231 064 R2200	RC510 401 –> 500	485
1SNA 231 065 R2300	RC510 501 –> 600	485
1SNA 231 066 R2400	RC510 601 –> 700	485
1SNA 231 067 R2500	RC510 701 –> 800	485
1SNA 231 068 R0600	RC510 801 –> 900	485
1SNA 231 069 R0700	RC510 901 –> 1000	485
1SNA 231 072 R2200	RC510 191 –> 200	485
1SNA 231 111 R1600	RC510 100 x +	484
1SNA 231 112 R1700	RC510 100 x -	484
1SNA 231 113 R1000	RC510 100 x =	484
1SNA 231 114 R1100	RC510 100 x ~	484
1SNA 231 115 R1200	RC510 100 x Terre	484
1SNA 231 116 R1300	RC510 100 x L1	484
1SNA 231 117 R1400	RC510 100 x L2	484
1SNA 231 118 R2500	RC510 100 x L3	484
1SNA 231 119 R2600	RC510 100 x PE	484
1SNA 231 131 R1200	RC510 20 x L1-L2...	484
1SNA 231 133 R1400	RC510 1 –> 20	485
1SNA 231 134 R1500	RC510 21 –> 40	485
1SNA 231 135 R1600	RC510 41 –> 60	485
1SNA 231 136 R1700	RC510 61 –> 80	485
1SNA 231 137 R1000	RC510 81 –> 100	485
1SNA 231 150 R0100	RC510 100 x A	484
1SNA 231 151 R2600	RC510 100 x B	484
1SNA 231 152 R2700	RC510 100 x C	484
1SNA 231 153 R2000	RC510 100 x D	484
1SNA 231 154 R2100	RC510 100 x E	484
1SNA 231 155 R2200	RC510 100 x F	484
1SNA 231 156 R2300	RC510 100 x G	484
1SNA 231 157 R2400	RC510 100 x H	484
1SNA 231 158 R0500	RC510 100 x I	484
1SNA 231 159 R0600	RC510 100 x J	484
1SNA 231 160 R0300	RC510 100 x K	484
1SNA 231 161 R2000	RC510 100 x L	484
1SNA 231 162 R2100	RC510 100 x M	484
1SNA 231 163 R2200	RC510 100 x N	484
1SNA 231 164 R2300	RC510 100 x O	484
1SNA 231 165 R2400	RC510 100 x P	484
1SNA 231 166 R2500	RC510 100 x Q	484
1SNA 231 167 R2600	RC510 100 x R	484
1SNA 231 168 R0700	RC510 100 x S	484
1SNA 231 169 R0000	RC510 100 x T	484
1SNA 231 170 R0500	RC510 100 x U	484
1SNA 231 171 R2200	RC510 100 x V	484
1SNA 231 172 R2300	RC510 100 x W	484
1SNA 231 173 R2400	RC510 100 x X	484
1SNA 231 174 R2500	RC510 100 x Y	484
1SNA 231 175 R2600	RC510 100 x Z	484
1SNA 231 180 R2000	RC510 100 x A	485
1SNA 231 181 R1500	RC510 100 x B	485
1SNA 231 182 R1600	RC510 100 x C	485
1SNA 231 183 R1700	RC510 100 x D	485
1SNA 231 184 R1000	RC510 100 x E	485
1SNA 231 185 R1100	RC510 100 x F	485
1SNA 231 186 R1200	RC510 100 x G	485
1SNA 231 187 R1300	RC510 100 x H	485
1SNA 231 188 R2400	RC510 100 x I	485
1SNA 231 189 R2500	RC510 100 x J	485
1SNA 231 190 R2200	RC510 100 x K	485
1SNA 231 191 R1700	RC510 100 x L	485
1SNA 231 192 R1000	RC510 100 x M	485
1SNA 231 193 R1100	RC510 100 x N	485
1SNA 231 194 R1200	RC510 100 x O	485
1SNA 231 195 R1300	RC510 100 x P	485
1SNA 231 196 R1400	RC510 100 x Q	485
1SNA 231 197 R1500	RC510 100 x R	485
1SNA 231 198 R2600	RC510 100 x S	485
1SNA 231 199 R2700	RC510 100 x T	485
1SNA 231 200 R1400	RC510 100 x U	485
1SNA 231 201 R0100	RC510 100 x V	485
1SNA 231 202 R0200	RC510 100 x W	485
1SNA 231 203 R0300	RC510 100 x X	485
1SNA 231 204 R0400	RC510 100 x Y	485
1SNA 231 205 R0500	RC510 100 x Z	485
1SNA 231 210 R0500	RC510 100 x 0	484
1SNA 231 211 R2200	RC510 100 x 1	484
1SNA 231 212 R2300	RC510 100 x 2	484
1SNA 231 213 R2400	RC510 100 x 3	484
1SNA 231 214 R2500	RC510 100 x 4	484
1SNA 231 215 R2600	RC510 100 x 5	484
1SNA 231 216 R2700	RC510 100 x 6/100 x 9	484
1SNA 231 217 R2000	RC510 100 x 7	484
1SNA 231 218 R0100	RC510 100 x 8	484
1SNA 231 220 R0700	RC510 100 x 10	484
1SNA 231 221 R2400	RC510 100 x 11	484
1SNA 231 222 R2500	RC510 100 x 12	484
1SNA 231 223 R2600	RC510 100 x 13	484
1SNA 231 224 R2700	RC510 100 x 14	484
1SNA 231 225 R2000	RC510 100 x 15	484
1SNA 231 226 R2100	RC510 100 x 16	484
1SNA 231 227 R2200	RC510 100 x 17	484
1SNA 231 228 R0300	RC510 100 x 18	484
1SNA 231 229 R0400	RC510 100 x 19	484
1SNA 231 230 R0100	RC510 100 x 20	484
1SNA 231 600 R1500	RC510TT	483
1SNA 231 700 R1100	RC510TT-YL	483
1SNA 232...		
1SNA 232 000 R0000	RC65 blanc	498
1SNA 232 001 R2500	RC65 0 –> 9	499
1SNA 232 002 R2600	RC65 1 –> 10	499
1SNA 232 003 R2700	RC65 11 –> 20	499
1SNA 232 004 R2000	RC65 21 –> 30	499
1SNA 232 005 R2100	RC65 31 –> 40	499
1SNA 232 006 R2200	RC65 41 –> 50	499
1SNA 232 007 R2300	RC65 51 –> 60	499
1SNA 232 008 R0400	RC65 61 –> 70	499
1SNA 232 009 R0500	RC65 71 –> 80	499
1SNA 232 010 R2100	RC65 81 –> 90	499
1SNA 232 011 R1600	RC65 91 –> 100	499
1SNA 232 012 R1700	RC65 101 –> 110	499
1SNA 232 013 R1000	RC65 111 –> 120	499
1SNA 232 014 R1100	RC65 121 –> 130	499
1SNA 232 015 R1200	RC65 131 –> 140	499
1SNA 232 016 R1300	RC65 141 –> 150	499
1SNA 232 017 R1400	RC65 151 –> 160	499
1SNA 232 018 R2500	RC65 161 –> 170	499
1SNA 232 019 R2600	RC65 171 –> 180	499
1SNA 232 020 R2300	RC65 181 –> 190	499
1SNA 232 021 R1000	RC65 191 –> 200	499
1SNA 232 030 R2500	RC65 1 –> 100	499
1SNA 232 031 R1200	RC65 101 –> 200	499
1SNA 232 032 R1300	RC65 201 –> 300	499
1SNA 232 033 R1400	RC65 301 –> 400	499
1SNA 232 034 R1500	RC65 401 –> 500	499
1SNA 232 035 R1600	RC65 501 –> 600	499
1SNA 232 036 R1700	RC65 601 –> 700	499
1SNA 232 037 R1000	RC65 701 –> 800	499
1SNA 232 038 R2100	RC65 801 –> 900	499
1SNA 232 039 R2200	RC65 901 –> 1000	499
1SNA 232 040 R0700	RC65 0 –> 9	501
1SNA 232 041 R2400	RC65 1 –> 10	501
1SNA 232 042 R2500	RC65 11 –> 20	501
1SNA 232 043 R2600	RC65 21 –> 30	501
1SNA 232 044 R2700	RC65 31 –> 40	501
1SNA 232 045 R2000	RC65 41 –> 50	501
1SNA 232 046 R2100	RC65 51 –> 60	501
1SNA 232 047 R2200	RC65 61 –> 70	501
1SNA 232 048 R0300	RC65 71 –> 80	501
1SNA 232 049 R0400	RC65 81 –> 90	501
1SNA 232 050 R0100	RC65 91 –> 100	501
1SNA 232 051 R2600	RC65 101 –> 110	501
1SNA 232 052 R2700	RC65 111 –> 120	501
1SNA 232 053 R2000	RC65 121 –> 130	501

Index
Classification by part numbers

Part numbers	Types	Pages
1SNA 232 054 R2100	RC65 131 –> 140	501
1SNA 232 055 R2200	RC65 141 –> 150	501
1SNA 232 056 R2300	RC65 151 –> 160	501
1SNA 232 057 R2400	RC65 161 –> 170	501
1SNA 232 058 R0500	RC65 171 –> 180	501
1SNA 232 059 R0600	RC65 181 –> 190	501
1SNA 232 060 R0300	RC65 1 –> 100	501
1SNA 232 061 R2000	RC65 101 –> 200	501
1SNA 232 062 R2100	RC65 201 –> 300	501
1SNA 232 063 R2200	RC65 301 –> 400	501
1SNA 232 064 R2300	RC65 401 –> 500	501
1SNA 232 065 R2400	RC65 501 –> 600	501
1SNA 232 066 R2500	RC65 601 –> 700	501
1SNA 232 067 R2600	RC65 701 –> 800	501
1SNA 232 068 R0700	RC65 801 –> 900	501
1SNA 232 069 R0000	RC65 901 –> 1000	501
1SNA 232 072 R2300	RC65 191 –> 200	501
1SNA 232 111 R1700	RC65 100 x +	500
1SNA 232 112 R1000	RC65 100 x -	500
1SNA 232 113 R1100	RC65 100 x =	500
1SNA 232 114 R1200	RC65 100 x ~	500
1SNA 232 115 R1300	RC65 100 x Terre	500
1SNA 232 116 R1400	RC65 100 x L1	500
1SNA 232 117 R1500	RC65 100 x L2	500
1SNA 232 118 R2600	RC65 100 x L3	500
1SNA 232 119 R2700	RC65 100 x PE	500
1SNA 232 131 R1300	RC65 20 x L1-L2-L3-N-PE	500
1SNA 232 132 R1400	RC65 10 x U1-U2-U3...	500
1SNA 232 133 R1500	RC65 1 –> 20	499
1SNA 232 134 R1600	RC65 21 –> 40	499
1SNA 232 135 R1700	RC65 41 –> 60	499
1SNA 232 136 R1000	RC65 61 –> 80	499
1SNA 232 137 R1100	RC65 81 –> 100	499
1SNA 232 150 R0200	RC65 100 x A	500
1SNA 232 151 R2700	RC65 100 x B	500
1SNA 232 152 R2000	RC65 100 x C	500
1SNA 232 153 R2100	RC65 100 x D	500
1SNA 232 154 R2200	RC65 100 x E	500
1SNA 232 155 R2300	RC65 100 x F	500
1SNA 232 156 R2400	RC65 100 x G	500
1SNA 232 157 R2500	RC65 100 x H	500
1SNA 232 158 R0600	RC65 100 x I	500
1SNA 232 159 R0700	RC65 100 x J	500
1SNA 232 160 R0400	RC65 100 x K	500
1SNA 232 161 R2100	RC65 100 x L	500
1SNA 232 162 R2200	RC65 100 x M	500
1SNA 232 163 R2300	RC65 100 x N	500
1SNA 232 164 R2400	RC65 100 x O	500
1SNA 232 165 R2500	RC65 100 x P	500
1SNA 232 166 R2600	RC65 100 x Q	500
1SNA 232 167 R2700	RC65 100 x R	500
1SNA 232 168 R0000	RC65 100 x S	500
1SNA 232 169 R0100	RC65 100 x T	500
1SNA 232 170 R0600	RC65 100 x U	500
1SNA 232 171 R2300	RC65 100 x V	500
1SNA 232 172 R2400	RC65 100 x W	500
1SNA 232 173 R2500	RC65 100 x X	500
1SNA 232 174 R2600	RC65 100 x Y	500
1SNA 232 175 R2700	RC65 100 x Z	500
1SNA 232 180 R2100	RC65 100 x A	501
1SNA 232 181 R1600	RC65 100 x B	501
1SNA 232 182 R1700	RC65 100 x C	501
1SNA 232 183 R1000	RC65 100 x D	501
1SNA 232 184 R1100	RC65 100 x E	501
1SNA 232 185 R1200	RC65 100 x F	501
1SNA 232 186 R1300	RC65 100 x G	501
1SNA 232 187 R1400	RC65 100 x H	501
1SNA 232 188 R2500	RC65 100 x I	501
1SNA 232 189 R2600	RC65 100 x J	501
1SNA 232 190 R2300	RC65 100 x K	501
1SNA 232 191 R1000	RC65 100 x L	501
1SNA 232 192 R1100	RC65 100 x M	501
1SNA 232 193 R1200	RC65 100 x N	501
1SNA 232 194 R1300	RC65 100 x O	501
1SNA 232 195 R1400	RC65 100 x P	501
1SNA 232 196 R1500	RC65 100 x Q	501
1SNA 232 197 R1600	RC65 100 x R	501
1SNA 232 198 R2700	RC65 100 x S	501
1SNA 232 199 R2000	RC65 100 x T	501
1SNA 232 200 R1500	RC65 100 x U	501
1SNA 232 201 R0200	RC65 100 x 0	499
1SNA 232 202 R0300	RC65 100 x 1	499
1SNA 232 203 R0400	RC65 100 x 2	499
1SNA 232 204 R0500	RC65 100 x 3	499
1SNA 232 205 R0600	RC65 100 x 4	499
1SNA 232 206 R0700	RC65 100 x 5	499
1SNA 232 207 R0000	RC65 100 x 6/100 x 9	499
1SNA 232 208 R1100	RC65 100 x 7	499
1SNA 232 209 R1200	RC65 100 x 8	499
1SNA 232 211 R2300	RC65 100 x 10	499
1SNA 232 212 R2400	RC65 100 x 11	499
1SNA 232 213 R2500	RC65 100 x 12	499
1SNA 232 214 R2600	RC65 100 x 13	499
1SNA 232 215 R2700	RC65 100 x 14	499
1SNA 232 216 R2000	RC65 100 x 15	499
1SNA 232 217 R2100	RC65 100 x 16	499
1SNA 232 218 R0200	RC65 100 x 17	499
1SNA 232 219 R0300	RC65 100 x 18	499
1SNA 232 220 R0000	RC65 100 x 19	499
1SNA 232 221 R2500	RC65 100 x 20	499
1SNA 232 235 R2300	RC65 100 x V	501
1SNA 232 236 R2400	RC65 100 x W	501
1SNA 232 237 R2500	RC65 100 x X	501
1SNA 232 238 R0600	RC65 100 x Y	501
1SNA 232 239 R0700	RC65 100 x Z	501
1SNA 232 240 R1400	RC65 100 x 0	501
1SNA 232 241 R0100	RC65 100 x 1	501
1SNA 232 242 R0200	RC65 100 x 2	501
1SNA 232 243 R0300	RC65 100 x 3	501
1SNA 232 244 R0400	RC65 100 x 4	501
1SNA 232 245 R0500	RC65 100 x 5	501
1SNA 232 246 R0600	RC65 100 x 6/100 x 9	501
1SNA 232 247 R0700	RC65 100 x 7	501
1SNA 232 248 R1000	RC65 100 x 8	501
1SNA 232 250 R1600	RC65 100 x 10	501
1SNA 232 251 R0300	RC65 100 x 11	501
1SNA 232 252 R0400	RC65 100 x 12	501
1SNA 232 253 R0500	RC65 100 x 13	501
1SNA 232 254 R0600	RC65 100 x 14	501
1SNA 232 255 R0700	RC65 100 x 15	501
1SNA 232 256 R0000	RC65 100 x 16	501
1SNA 232 257 R0100	RC65 100 x 17	501
1SNA 232 258 R1200	RC65 100 x 18	501
1SNA 232 259 R1300	RC65 100 x 19	501
1SNA 232 260 R1000	RC65 100 x 20	501
1SNA 233...		
1SNA 233 000 R0100	RC610 blanc	486
1SNA 233 001 R2600	RC610 0 –> 9	487
1SNA 233 002 R2700	RC610 1 –> 10	487
1SNA 233 003 R2000	RC610 11 –> 20	487
1SNA 233 004 R2100	RC610 21 –> 30	487
1SNA 233 005 R2200	RC610 31 –> 40	487
1SNA 233 006 R2300	RC610 41 –> 50	487
1SNA 233 007 R2400	RC610 51 –> 60	487
1SNA 233 008 R0500	RC610 61 –> 70	487
1SNA 233 009 R0600	RC610 71 –> 80	487
1SNA 233 010 R2200	RC610 81 –> 90	487
1SNA 233 011 R1700	RC610 91 –> 100	487
1SNA 233 012 R1000	RC610 101 –> 110	487
1SNA 233 013 R1100	RC610 111 –> 120	487
1SNA 233 014 R1200	RC610 121 –> 130	487
1SNA 233 015 R1300	RC610 131 –> 140	487
1SNA 233 016 R1400	RC610 141 –> 150	487
1SNA 233 017 R1500	RC610 151 –> 160	487
1SNA 233 018 R2600	RC610 161 –> 170	487
1SNA 233 019 R2700	RC610 171 –> 180	487
1SNA 233 020 R2400	RC610 181 –> 190	487
1SNA 233 021 R1100	RC610 191 –> 200	487
1SNA 233 022 R1200	RC610 201 –> 210	487
1SNA 233 023 R1300	RC610 211 –> 220	487
1SNA 233 024 R1400	RC610 221 –> 230	487
1SNA 233 025 R1500	RC610 231 –> 240	487
1SNA 233 026 R1600	RC610 241 –> 250	487
1SNA 233 027 R1700	RC610 251 –> 260	487
1SNA 233 028 R2000	RC610 261 –> 270	487
1SNA 233 029 R2100	RC610 271 –> 280	487
1SNA 233 030 R2600	RC610 1 –> 100	487
1SNA 233 031 R1300	RC610 101 –> 200	487
1SNA 233 032 R1400	RC610 201 –> 300	487
1SNA 233 033 R1500	RC610 301 –> 400	487
1SNA 233 034 R1600	RC610 401 –> 500	487
1SNA 233 035 R1700	RC610 501 –> 600	487
1SNA 233 036 R1000	RC610 601 –> 700	487
1SNA 233 040 R0000	RC610 0 –> 9	489
1SNA 233 041 R2500	RC610 1 –> 10	489
1SNA 233 042 R2600	RC610 11 –> 20	489
1SNA 233 043 R2700	RC610 21 –> 30	489
1SNA 233 044 R2000	RC610 31 –> 40	489
1SNA 233 045 R2100	RC610 41 –> 50	489
1SNA 233 046 R2200	RC610 51 –> 60	489
1SNA 233 047 R2300	RC610 61 –> 70	489
1SNA 233 048 R0400	RC610 71 –> 80	489
1SNA 233 049 R0500	RC610 81 –> 90	489
1SNA 233 050 R0200	RC610 91 –> 100	489
1SNA 233 051 R2700	RC610 101 –> 110	489
1SNA 233 060 R0400	RC610 1 –> 100	489
1SNA 233 061 R2100	RC610 101 –> 200	489
1SNA 233 062 R2200	RC610 201 –> 300	489
1SNA 233 063 R2300	RC610 301 –> 400	489
1SNA 233 064 R2400	RC610 401 –> 500	489
1SNA 233 065 R2500	RC610 501 –> 600	489
1SNA 233 066 R2600	RC610 601 –> 700	489
1SNA 233 067 R2700	RC610 701 –> 800	489
1SNA 233 068 R0000	RC610 801 –> 900	489
1SNA 233 069 R0100	RC610 901 –> 1000	489
1SNA 233 074 R2600	RC610 701 –> 800	487
1SNA 233 075 R2700	RC610 801 –> 900	487
1SNA 233 076 R2000	RC610 901 –> 1000	487
1SNA 233 080 R2100	RC610 111 –> 120	489
1SNA 233 081 R1600	RC610 121 –> 130	489
1SNA 233 082 R1700	RC610 131 –> 140	489
1SNA 233 083 R1000	RC610 141 –> 150	489
1SNA 233 084 R1100	RC610 151 –> 160	489
1SNA 233 085 R1200	RC610 161 –> 170	489
1SNA 233 086 R1300	RC610 171 –> 180	489
1SNA 233 087 R1400	RC610 181 –> 190	489
1SNA 233 088 R2500	RC610 191 –> 200	489
1SNA 233 090 R2300	RC610 281 –> 290	487
1SNA 233 091 R1000	RC610 291 –> 300	487
1SNA 233 092 R1100	RC610 301 –> 310	487
1SNA 233 093 R1200	RC610 311 –> 320	487
1SNA 233 094 R1300	RC610 321 –> 330	487
1SNA 233 095 R1400	RC610 331 –> 340	487
1SNA 233 096 R1500	RC610 341 –> 350	487
1SNA 233 097 R1600	RC610 351 –> 360	487
1SNA 233 098 R2700	RC610 361 –> 370	487
1SNA 233 099 R2000	RC610 371 –> 380	487
1SNA 233 100 R0200	RC610 381 –> 390	487
1SNA 233 101 R2700	RC610 391 –> 400	487
1SNA 233 102 R2000	RC610 401 –> 410	487
1SNA 233 103 R2100	RC610 411 –> 420	487
1SNA 233 104 R2200	RC610 421 –> 430	487
1SNA 233 105 R2300	RC610 431 –> 440	487
1SNA 233 106 R2400	RC610 441 –> 450	487
1SNA 233 107 R2500	RC610 451 –> 460	487
1SNA 233 108 R0600	RC610 461 –> 470	487
1SNA 233 109 R0700	RC610 471 –> 480	487
1SNA 233 110 R2300	RC610 481 –> 490	487
1SNA 233 111 R1000	RC610 100 x +	488
1SNA 233 112 R1100	RC610 100 x -	488
1SNA 233 113 R1200	RC610 100 x =	488
1SNA 233 114 R1300	RC610 100 x ~	488
1SNA 233 115 R1400	RC610 100 x Terre	488
1SNA 233 116 R1500	RC610 100 x L1	488
1SNA 233 117 R1600	RC610 100 x L2	488
1SNA 233 118 R2700	RC610 100 x L3	488
1SNA 233 119 R2000	RC610 100 x PE	488
1SNA 233 120 R2500	RC610 491 –> 500	487
1SNA 233 124 R1500	RC610 100 x +24V	489
1SNA 233 125 R1600	RC610 100 x +48V	489
1SNA 233 126 R1700	RC610 100 x -24V	489
1SNA 233 127 R1000	RC610 100 x -48V	489
1SNA 233 131 R1400	RC610 20 x L1-L2-L3...	488
1SNA 233 132 R1500	RC610 10 x U1-U2-U3...	488
1SNA 233 133 R1600	RC610 1 –> 20	487
1SNA 233 134 R1700	RC610 21 –> 40	487
1SNA 233 135 R1000	RC610 41 –> 60	487
1SNA 233 136 R1100	RC610 61 –> 80	487
1SNA 233 137 R1200	RC610 81 –> 100	487
1SNA 233 141 R2600	RC610 2 x 1 –> 50	487
1SNA 233 142 R2700	RC610 10x1 –> 9 + vierge	487
1SNA 233 143 R2000	RC610 1 –> 20	489
1SNA 233 144 R2100	RC610 21 –> 40	489
1SNA 233 145 R2200	RC610 41 –> 60	489
1SNA 233 146 R2300	RC610 61 –> 80	489
1SNA 233 147 R2400	RC610 81 –> 100	489
1SNA 233 150 R0300	RC610 100 x A	488
1SNA 233 151 R2000	RC610 100 x B	488
1SNA 233 152 R2100	RC610 100 x C	488
1SNA 233 153 R2200	RC610 100 x D	488
1SNA 233 154 R2300	RC610 100 x E	488
1SNA 233 155 R2400	RC610 100 x F	488
1SNA 233 156 R2500	RC610 100 x G	488
1SNA 233 157 R2600	RC610 100 x H	488
1SNA 233 158 R0700	RC610 100 x I	488
1SNA 233 159 R0000	RC610 100 x J	488
1SNA 233 160 R0500	RC610 100 x K	488
1SNA 233 161 R2200	RC610 100 x L	488
1SNA 233 162 R2300	RC610 100 x M	488
1SNA 233 163 R2400	RC610 100 x N	488
1SNA 233 164 R2500	RC610 100 x O	488
1SNA 233 165 R2600	RC610 100 x P	488
1SNA 233 166 R2700	RC610 100 x Q	488
1SNA 233 167 R2000	RC610 100 x R	488
1SNA 233 168 R0100	RC610 100 x S	488
1SNA 233 169 R0200	RC610 100 x T	488
1SNA 233 170 R0700	RC610 100 x U	488
1SNA 233 171 R2400	RC610 100 x V	488
1SNA 233 172 R2500	RC610 100 x W	488
1SNA 233 173 R2600	RC610 100 x X	488
1SNA 233 174 R2700	RC610 100 x Y	488
1SNA 233 175 R2000	RC610 100 x Z	488
1SNA 233 180 R2200	RC610 100 x A	489
1SNA 233 181 R1700	RC610 100 x B	489
1SNA 233 182 R1000	RC610 100 x C	489

Index
Classification by part numbers

Part numbers	Types	Pages
1SNA 233 183 R1100	RC610 100 x D	489
1SNA 233 184 R1200	RC610 100 x E	489
1SNA 233 185 R1300	RC610 100 x F	489
1SNA 233 186 R1400	RC610 100 x G	489
1SNA 233 187 R1500	RC610 100 x H	489
1SNA 233 188 R2600	RC610 100 x I	489
1SNA 233 189 R2700	RC610 100 x J	489
1SNA 233 190 R2400	RC610 100 x K	489
1SNA 233 191 R1100	RC610 100 x L	489
1SNA 233 192 R1200	RC610 100 x M	489
1SNA 233 193 R1300	RC610 100 x N	489
1SNA 233 194 R1400	RC610 100 x O	489
1SNA 233 195 R1500	RC610 100 x P	489
1SNA 233 196 R1600	RC610 100 x Q	489
1SNA 233 197 R1700	RC610 100 x R	489
1SNA 233 198 R2000	RC610 100 x S	489
1SNA 233 199 R2100	RC610 100 x T	489
1SNA 233 200 R1600	RC610 100 x U	489
1SNA 233 201 R0300	RC610 100 x 0	487
1SNA 233 202 R0400	RC610 100 x 1	487
1SNA 233 203 R0500	RC610 100 x 2	487
1SNA 233 204 R0600	RC610 100 x 3	487
1SNA 233 205 R0700	RC610 100 x 4	487
1SNA 233 206 R0000	RC610 100 x 5	487
1SNA 233 207 R0100	RC610 100 x 6/100 x 9	487
1SNA 233 208 R1200	RC610 100 x 7	487
1SNA 233 209 R1300	RC610 100 x 8	487
1SNA 233 211 R2400	RC610 100 x 10	487
1SNA 233 212 R2500	RC610 100 x 11	487
1SNA 233 213 R2600	RC610 100 x 12	487
1SNA 233 214 R2700	RC610 100 x 13	487
1SNA 233 215 R2000	RC610 100 x 14	487
1SNA 233 216 R2100	RC610 100 x 15	487
1SNA 233 217 R2200	RC610 100 x 16	487
1SNA 233 218 R0300	RC610 100 x 17	487
1SNA 233 219 R0400	RC610 100 x 18	487
1SNA 233 220 R0100	RC610 100 x 19	487
1SNA 233 221 R2600	RC610 100 x 20	487
1SNA 233 235 R2400	RC610 100 x V	489
1SNA 233 236 R2500	RC610 100 x W	489
1SNA 233 237 R2600	RC610 100 x X	489
1SNA 233 238 R0700	RC610 100 x Y	489
1SNA 233 239 R0000	RC610 100 x Z	489
1SNA 233 240 R1500	RC610 100 x 0	489
1SNA 233 241 R0200	RC610 100 x 1	489
1SNA 233 242 R0300	RC610 100 x 2	489
1SNA 233 243 R0400	RC610 100 x 3	489
1SNA 233 244 R0500	RC610 100 x 4	489
1SNA 233 245 R0600	RC610 100 x 5	489
1SNA 233 246 R0700	RC610 100 x 6/100 x 9	489
1SNA 233 247 R0000	RC610 100 x 7	489
1SNA 233 248 R1100	RC610 100 x 8	489
1SNA 233 250 R1700	RC610 100 x 10	489
1SNA 233 251 R0400	RC610 100 x 11	489
1SNA 233 252 R0500	RC610 100 x 12	489
1SNA 233 253 R0600	RC610 100 x 13	489
1SNA 233 254 R0700	RC610 100 x 14	489
1SNA 233 255 R0000	RC610 100 x 15	489
1SNA 233 256 R0100	RC610 100 x 16	489
1SNA 233 257 R0200	RC610 100 x 17	489
1SNA 233 258 R1300	RC610 100 x 18	489
1SNA 233 259 R1400	RC610 100 x 19	489
1SNA 233 260 R1100	RC610 100 x 20	489
1SNA 233 600 R1700	RC610TT	486
1SNA 233 700 R1300	RC610TT-YL	486
1SNA 234...		
1SNA 234 000 R0200	RC810 blanc	490
1SNA 234 001 R2700	RC810 0 –> 9	491
1SNA 234 002 R2000	RC810 1 –> 10	491
1SNA 234 003 R2100	RC810 11 –> 20	491
1SNA 234 004 R2200	RC810 21 –> 30	491
1SNA 234 005 R2300	RC810 31 –> 40	491
1SNA 234 006 R2400	RC810 41 –> 50	491
1SNA 234 007 R2500	RC810 51 –> 60	491
1SNA 234 008 R0600	RC810 61 –> 70	491
1SNA 234 009 R0700	RC810 71 –> 80	491
1SNA 234 010 R2300	RC810 81 –> 90	491
1SNA 234 011 R1000	RC810 91 –> 100	491
1SNA 234 012 R1100	RC810 101 –> 110	491
1SNA 234 013 R1200	RC810 111 –> 120	491
1SNA 234 014 R1300	RC810 121 –> 130	491
1SNA 234 015 R1400	RC810 131 –> 140	491
1SNA 234 016 R1500	RC810 141 –> 150	491
1SNA 234 017 R1600	RC810 151 –> 160	491
1SNA 234 018 R2700	RC810 161 –> 170	491
1SNA 234 019 R2000	RC810 171 –> 180	491
1SNA 234 020 R2500	RC810 181 –> 190	491
1SNA 234 021 R1200	RC810 191 –> 200	491
1SNA 234 030 R2700	RC810 1 –> 100	491
1SNA 234 031 R1400	RC810 101 –> 200	491
1SNA 234 032 R1500	RC810 201 –> 300	491
1SNA 234 033 R1600	RC810 301 –> 400	491
1SNA 234 034 R1700	RC810 401 –> 500	491
1SNA 234 035 R1000	RC810 501 –> 600	491
1SNA 234 036 R1100	RC810 601 –> 700	491
1SNA 234 037 R1200	RC810 701 –> 800	491
1SNA 234 038 R2300	RC810 801 –> 900	491
1SNA 234 039 R2400	RC810 901 –> 1000	491
1SNA 234 040 R0100	RC810 0 –> 9	492
1SNA 234 041 R2600	RC810 1 –> 10	492
1SNA 234 042 R2700	RC810 11 –> 20	492
1SNA 234 043 R2000	RC810 21 –> 30	492
1SNA 234 044 R2100	RC810 31 –> 40	492
1SNA 234 045 R2200	RC810 41 –> 50	492
1SNA 234 046 R2300	RC810 51 –> 60	492
1SNA 234 047 R2400	RC810 61 –> 70	492
1SNA 234 048 R0500	RC810 71 –> 80	492
1SNA 234 049 R0600	RC810 81 –> 90	492
1SNA 234 050 R0300	RC810 91 –> 100	492
1SNA 234 051 R2000	RC810 101 –> 110	492
1SNA 234 052 R2100	RC810 111 –> 120	492
1SNA 234 053 R2200	RC810 121 –> 130	492
1SNA 234 054 R2300	RC810 131 –> 140	492
1SNA 234 055 R2400	RC810 141 –> 150	492
1SNA 234 056 R2500	RC810 151 –> 160	492
1SNA 234 057 R2600	RC810 161 –> 170	492
1SNA 234 058 R0700	RC810 171 –> 180	492
1SNA 234 059 R0000	RC810 181 –> 190	492
1SNA 234 060 R0500	RC810 1 –> 100	492
1SNA 234 061 R2200	RC810 101 –> 200	492
1SNA 234 062 R2300	RC810 201 –> 300	492
1SNA 234 063 R2400	RC810 301 –> 400	492
1SNA 234 064 R2500	RC810 401 –> 500	492
1SNA 234 065 R2600	RC810 501 –> 600	492
1SNA 234 066 R2700	RC810 601 –> 700	492
1SNA 234 067 R2000	RC810 701 –> 800	492
1SNA 234 068 R0100	RC810 801 –> 900	492
1SNA 234 069 R0200	RC810 901 –> 1000	492
1SNA 234 072 R2500	RC810 191 –> 200	492
1SNA 234 111 R1100	RC810 100 x +	491
1SNA 234 112 R1200	RC810 100 x -	491
1SNA 234 113 R1300	RC810 100 x =	491
1SNA 234 114 R1400	RC810 100 x ~	491
1SNA 234 115 R1500	RC810 100 x Terre	491
1SNA 234 116 R1600	RC810 20 x U-V-W-N-PE	491
1SNA 234 130 R2000	RC810 10x1 –> 9 + vierge	491
1SNA 234 150 R0400	RC810 100 x A	491
1SNA 234 151 R2100	RC810 100 x B	491
1SNA 234 152 R2200	RC810 100 x C	491
1SNA 234 153 R2300	RC810 100 x D	491
1SNA 234 154 R2400	RC810 100 x E	491
1SNA 234 155 R2500	RC810 100 x F	491
1SNA 234 156 R2600	RC810 100 x G	491
1SNA 234 157 R2700	RC810 100 x H	491
1SNA 234 158 R0000	RC810 100 x I	491
1SNA 234 159 R0100	RC810 100 x J	491
1SNA 234 160 R0600	RC810 100 x K	491
1SNA 234 161 R2300	RC810 100 x L	491
1SNA 234 162 R2400	RC810 100 x M	491
1SNA 234 163 R2500	RC810 100 x N	491
1SNA 234 164 R2600	RC810 100 x O	491
1SNA 234 165 R2700	RC810 100 x P	491
1SNA 234 166 R2000	RC810 100 x Q	491
1SNA 234 167 R2100	RC810 100 x R	491
1SNA 234 168 R0200	RC810 100 x S	491
1SNA 234 169 R0300	RC810 100 x T	491
1SNA 234 170 R0000	RC810 100 x U	491
1SNA 234 171 R2500	RC810 100 x V	491
1SNA 234 172 R2600	RC810 100 x W	491
1SNA 234 173 R2700	RC810 100 x X	491
1SNA 234 174 R2000	RC810 100 x Y	491
1SNA 234 175 R2100	RC810 100 x Z	491
1SNA 234 180 R2300	RC810 100 x A	492
1SNA 234 181 R1000	RC810 100 x B	492
1SNA 234 182 R1100	RC810 100 x C	492
1SNA 234 183 R1200	RC810 100 x D	492
1SNA 234 184 R1300	RC810 100 x E	492
1SNA 234 185 R1400	RC810 100 x F	492
1SNA 234 186 R1500	RC810 100 x G	492
1SNA 234 187 R1600	RC810 100 x H	492
1SNA 234 188 R2700	RC810 100 x I	492
1SNA 234 189 R2000	RC810 100 x J	492
1SNA 234 190 R2500	RC810 100 x K	492
1SNA 234 191 R1200	RC810 100 x L	492
1SNA 234 192 R1300	RC810 100 x M	492
1SNA 234 193 R1400	RC810 100 x N	492
1SNA 234 194 R1500	RC810 100 x O	492
1SNA 234 195 R1600	RC810 100 x P	492
1SNA 234 196 R1700	RC810 100 x Q	492
1SNA 234 197 R1000	RC810 100 x R	492
1SNA 234 198 R2100	RC810 100 x S	492
1SNA 234 199 R2200	RC810 100 x T	492
1SNA 234 200 R1700	RC810 100 x U	492
1SNA 234 201 R0400	RC810 100 x V	492
1SNA 234 202 R0500	RC810 100 x W	492
1SNA 234 203 R0600	RC810 100 x X	492
1SNA 234 204 R0700	RC810 100 x Y	492
1SNA 234 205 R0000	RC810 100 x Z	492
1SNA 234 600 R1000	RC810TT	490
1SNA 234 700 R1400	RC810TT-YL	490
1SNA 235...		
1SNA 235 050 R0400	TRASP.0	474
1SNA 235 051 R2100	TRASP.1	474
1SNA 235 052 R2200	TRASP.2	474
1SNA 235 053 R2300	TRASP.3	474
1SNA 235 054 R2400	TRASP.4	474
1SNA 235 055 R2500	TRASP.5	474
1SNA 235 056 R2600	TRASP.6	474
1SNA 235 057 R2700	TRASP.7	474
1SNA 235 058 R0000	TRASP.8	474
1SNA 235 059 R0100	TRASP.9	474
1SNA 235 060 R0600	TRASP.A	474
1SNA 235 061 R2300	TRASP.B	474
1SNA 235 062 R2400	TRASP.C	474
1SNA 235 063 R2500	TRASP.D	474
1SNA 235 064 R2600	TRASP.E	474
1SNA 235 065 R2700	TRASP.F	474
1SNA 235 066 R2000	TRASP.G	474
1SNA 235 067 R2100	TRASP.H	474
1SNA 235 068 R0200	TRASP.I	474
1SNA 235 069 R0300	TRASP.J	474
1SNA 235 070 R0000	TRASP.K	474
1SNA 235 071 R2500	TRASP.L	474
1SNA 235 072 R2600	TRASP.M	474
1SNA 235 073 R2700	TRASP.N	474
1SNA 235 074 R2000	TRASP.O	474
1SNA 235 075 R2100	TRASP.P	474
1SNA 235 076 R2200	TRASP.Q	474
1SNA 235 077 R2300	TRASP.R	474
1SNA 235 078 R0400	TRASP.S	474
1SNA 235 079 R0500	TRASP.T	474
1SNA 235 080 R2300	TRASP.U	474
1SNA 235 081 R1000	TRASP.V	474
1SNA 235 082 R1100	TRASP.W	474
1SNA 235 083 R1200	TRASP.X	474
1SNA 235 084 R1300	TRASP.Y	474
1SNA 235 085 R1400	TRASP.Z	474
1SNA 235 088 R2700	TRASP.SP1	474
1SNA 235 089 R2000	TRASP.SP2	474
1SNA 235 090 R2500	TRASP.SP3	474
1SNA 235 091 R1200	TRASP.SP4	474
1SNA 235 092 R1300	TRASP.SP5	474
1SNA 235 093 R1400	WMTT12	476
1SNA 235 094 R1500	WMTT18	476
1SNA 235 095 R1600	RCP510	504
1SNA 235 096 R1700	RCW510	504
1SNA 235 097 R1000	RCL510	504
1SNA 235 103 R2300	PAM21515	519
1SNA 235 104 R2400	PAM43015	519
1SNA 235 105 R2500	PAM21520	519
1SNA 235 106 R2600	PAM43020	519
1SNA 235 109 R0100	PSP5015	521
1SNA 235 111 R1200	PPB2715	520
1SNA 235 114 R1500	PAT10060	522
1SNA 235 115 R1600	PPT12030	522
1SNA 235 116 R1700	PPT18050	522
1SNA 235 117 R1000	RING122	475
1SNA 235 118 R2100	RING124	475
1SNA 235 119 R2200	RING127	475
1SNA 235 120 R2700	RING1210	475
1SNA 235 123 R1600	RING182	475
1SNA 235 124 R1700	RING184	475
1SNA 235 125 R1000	RING187	475
1SNA 235 126 R1100	RING1810	475
1SNA 235 129 R2400	SNAP152	475
1SNA 235 130 R2100	SNAP154	475
1SNA 235 131 R1600	SNAP157	475
1SNA 235 132 R1700	SNAP1510	475
1SNA 235 133 R1000	SNAP232	475
1SNA 235 134 R1100	SNAP234	475
1SNA 235 135 R1200	SNAP237	475
1SNA 235 136 R1300	SNAP2310	475
1SNA 235 137 R1400	RINGT23	475
1SNA 235 140 R0300	SPA159	475
1SNA 235 141 R2000	SPA1514	475
1SNA 235 142 R2100	RINGT209	477
1SNA 235 143 R2200	OMP30	475
1SNA 235 144 R2300	CEX	475
1SNA 235 145 R2400	CPC24	475
1SNA 235 146 R2500	PAM100015	518
1SNA 235 147 R2600	PCT100015	518
1SNA 235 148 R0700	WM12	476
1SNA 235 149 R0000	WM18	476
1SNA 235 150 R0500	PCGS209	476

Index
Classification by part numbers

Part numbers	Types	Pages
1SNA 235 151 R2200	RPA-TT	518
1SNA 235 152 R2300	RPA-TT-YL	518
1SNA 235 155 R2600	PIB2-TT	518
1SNA 235 156 R2700	BA4	518
1SNA 235 157 R2000	PIB2-TT-YL	518
1SNA 235 158 R0100	RCPEAD-TT	516
1SNA 235 159 R0200	RCPEAD-TT-YL	516
1SNA 235 250 R1100	RPCV	512
1SNA 235 251 R0600	RPCS	513
1SNA 235 252 R0700	RPCS	513
1SNA 235 253 R0000	RPCS	513
1SNA 235 254 R0100	RPCS	513
1SNA 235 255 R0200	RPCS	513
1SNA 235 260 R1300	RPCC	513
1SNA 235 261 R0000	RPCC	513
1SNA 235 262 R0100	RPCC	513
1SNA 235 263 R0200	RPCC	513
1SNA 235 264 R0300	RPCC	513
1SNA 235 265 R0400	RPCC	513
1SNA 235 266 R0500	RPCC	513
1SNA 235 267 R0600	RPCC	513
1SNA 235 268 R1700	RPCC	513
1SNA 235 269 R1000	RPCC	513
1SNA 235 270 R1500	RPCC	513
1SNA 235 271 R0200	RPCL	513
1SNA 235 272 R0300	RPCL	513
1SNA 235 273 R0400	RPCL	513
1SNA 235 274 R0500	RPCL	513
1SNA 235 275 R0600	RPCL	513
1SNA 235 276 R0700	RPCL	513
1SNA 235 277 R0000	RPCL	513
1SNA 235 278 R1100	RPCL	513
1SNA 235 279 R1200	RPCL	513
1SNA 235 280 R0000	RPCL	513
1SNA 235 281 R2500	RPCL	513
1SNA 235 282 R2600	RPCL	513
1SNA 235 283 R2700	RPCL	513
1SNA 235 284 R2000	RPCL	513
1SNA 235 285 R2100	RPCL	513
1SNA 235 286 R2200	RPCL	513
1SNA 235 287 R2300	RPCL	513
1SNA 235 288 R0400	RPCL	513
1SNA 235 289 R0500	RPCL	513
1SNA 235 290 R0200	RPCL	513
1SNA 235 291 R2700	RPCL	513
1SNA 235 292 R2000	RPCL	513
1SNA 235 293 R2100	RPCL	513
1SNA 235 294 R2200	RPCL	513
1SNA 235 295 R2300	RPCL	513
1SNA 235 296 R2400	RPCL	513
1SNA 235 461 R2100	PIB2	518
1SNA 235 462 R2200	PIB3	517
1SNA 235 463 R2300	RPA	518
1SNA 235 700 R1500	HTP500 KIT	468
1SNA 235 702 R0300	HTS500	468
1SNA 235 703 R0400	HTP500-FEED	468
1SNA 235 704 R0500	HTP500-PL	468
1SNA 235 705 R0600	HTP500-PL2	468
1SNA 235 706 R0700	HTP500-BAS	468
1SNA 235 707 R0000	HTP500-PL3	468
1SNA 235 708 R1100	HTP500-LPT	468
1SNA 235 709 R1200	HTP500-PW	468
1SNA 235 710 R0600	RIB-B	468
1SNA 235 711 R2300	RIB-R	468
1SNA 235 712 R2400	HTP500-BA4	468
1SNA 235 714 R2600	HTP500-CLEAN	468
1SNA 235 715 R2700	HTP500-ROLL	468
1SNA 235 716 R2000	HTP500-PRINT	468
1SNA 235 717 R2100	HTP500-WB	468
1SNA 235 718 R0200	RIB-RS	468
1SNA 235 719 R0300	HTP500-USB	468
1SNA 236...		
1SNA 236 000 R0400	RCT610	507
1SNA 236 001 R2100	RCT610 1 –> 100	507
1SNA 236 500 R0600	RCT810	507
1SNA 236 501 R2300	RCT810 1 –> 100	507
1SNA 237...		
1SNA 237 000 R0500	RCAL85 blanc	502
1SNA 237 001 R2200	RCAL85 0 –> 9	503
1SNA 237 002 R2300	RCAL85 1 –> 10	503
1SNA 237 003 R2400	RCAL85 11 –> 20	503
1SNA 237 004 R2500	RCAL85 21 –> 30	503
1SNA 237 005 R2600	RCAL85 31 –> 40	503
1SNA 237 006 R2700	RCAL85 41 –> 50	503
1SNA 237 007 R2000	RCAL85 51 –> 60	503
1SNA 237 008 R0100	RCAL85 61 –> 70	503
1SNA 237 009 R0200	RCAL85 71 –> 80	503
1SNA 237 010 R2600	RCAL85 81 –> 90	503
1SNA 237 011 R1300	RCAL85 91 –> 100	503
1SNA 237 012 R1400	RCAL85 101 –> 110	503
1SNA 237 013 R1500	RCAL85 111 –> 120	503
1SNA 237 014 R1600	RCAL85 121 –> 130	503
1SNA 237 015 R1700	RCAL85 131 –> 140	503
1SNA 237 016 R1000	RCAL85 141 –> 150	503
1SNA 237 017 R1100	RCAL85 151 –> 160	503
1SNA 237 018 R2200	RCAL85 161 –> 170	503
1SNA 237 019 R2300	RCAL85 171 –> 180	503
1SNA 237 020 R2000	RCAL85 181 –> 190	503
1SNA 237 021 R1500	RCAL85 191 –> 200	503
1SNA 237 030 R2200	RCAL85 1 –> 100	503
1SNA 237 031 R1700	RCAL85 101 –> 200	503
1SNA 237 032 R1000	RCAL85 201 –> 300	503
1SNA 237 033 R1100	RCAL85 301 –> 400	503
1SNA 237 034 R1200	RCAL85 401 –> 500	503
1SNA 237 035 R1300	RCAL85 501 –> 600	503
1SNA 237 036 R1400	RCAL85 601 –> 700	503
1SNA 237 040 R0400	RCAL85 0 –> 9	503
1SNA 237 041 R2100	RCAL85 1 –> 10	503
1SNA 237 042 R2200	RCAL85 11 –> 20	503
1SNA 237 043 R2300	RCAL85 21 –> 30	503
1SNA 237 044 R2400	RCAL85 31 –> 40	503
1SNA 237 045 R2500	RCAL85 41 –> 50	503
1SNA 237 046 R2600	RCAL85 51 –> 60	503
1SNA 237 047 R2700	RCAL85 61 –> 70	503
1SNA 237 048 R0000	RCAL85 71 –> 80	503
1SNA 237 049 R0100	RCAL85 81 –> 90	503
1SNA 237 050 R0600	RCAL85 91 –> 100	503
1SNA 237 051 R2300	RCAL85 101 –> 110	503
1SNA 237 060 R0000	RCAL85 1 –> 100	503
1SNA 237 061 R2500	RCAL85 101 –> 200	503
1SNA 237 062 R2600	RCAL85 201 –> 300	503
1SNA 237 063 R2700	RCAL85 301 –> 400	503
1SNA 237 064 R2000	RCAL85 401 –> 500	503
1SNA 237 065 R2100	RCAL85 501 –> 600	503
1SNA 237 066 R2200	RCAL85 601 –> 700	503
1SNA 237 067 R2300	RCAL85 701 –> 800	503
1SNA 237 068 R0400	RCAL85 801 –> 900	503
1SNA 237 074 R2200	RCAL85 701 –> 800	503
1SNA 237 075 R2300	RCAL85 801 –> 900	503
1SNA 237 076 R2400	RCAL85 901 –> 1000	503
1SNA 237 080 R2500	RCAL85 111 –> 120	503
1SNA 237 081 R1200	RCAL85 121 –> 130	503
1SNA 237 082 R1300	RCAL85 131 –> 140	503
1SNA 237 083 R1400	RCAL85 141 –> 150	503
1SNA 237 084 R1500	RCAL85 151 –> 160	503
1SNA 237 085 R1600	RCAL85 161 –> 170	503
1SNA 237 086 R1700	RCAL85 171 –> 180	503
1SNA 237 087 R1000	RCAL85 181 –> 190	503
1SNA 237 088 R2100	RCAL85 191 –> 200	503
1SNA 237 131 R1000	RCAL85 20 x L1-L2-L3-N-PE	503
1SNA 237 132 R1100	RCAL85 10 x U1-U2-U3...	503
1SNA 238...		
1SNA 238 000 R1600	RC1010 blanc	493
1SNA 238 001 R0300	RC1010 0 –> 7	494
1SNA 238 002 R0400	RC1010 1 –> 8	494
1SNA 238 003 R0500	RC1010 9 –> 16	494
1SNA 238 004 R0600	RC1010 17 –> 24	494
1SNA 238 005 R0700	RC1010 25 –> 32	494
1SNA 238 006 R0000	RC1010 33 –> 40	494
1SNA 238 007 R0100	RC1010 41 –> 48	494
1SNA 238 008 R1200	RC1010 49 –> 56	494
1SNA 238 009 R1300	RC1010 57 –> 64	494
1SNA 238 010 R0700	RC1010 65 –> 72	494
1SNA 238 011 R2400	RC1010 73 –> 80	494
1SNA 238 012 R2500	RC1010 81 –> 88	494
1SNA 238 013 R2600	RC1010 89 –> 96	494
1SNA 238 014 R2700	RC1010 97 –> 104	494
1SNA 238 015 R2000	RC1010 105 –> 112	494
1SNA 238 016 R2100	RC1010 113 –> 120	494
1SNA 238 017 R2200	RC1010 121 –> 128	494
1SNA 238 018 R0300	RC1010 129 –> 136	494
1SNA 238 019 R0400	RC1010 137 –> 144	494
1SNA 238 020 R0100	RC1010 145 –> 152	494
1SNA 238 021 R2600	RC1010 153 –> 160	494
1SNA 238 022 R2700	RC1010 161 –> 168	494
1SNA 238 023 R2000	RC1010 169 –> 176	494
1SNA 238 024 R2100	RC1010 177 –> 184	494
1SNA 238 025 R2200	RC1010 185 –> 192	494
1SNA 238 026 R2300	RC1010 193 –> 200	494
1SNA 238 030 R0300	RC1010 1 –> 80	494
1SNA 238 031 R2000	RC1010 81 –> 160	494
1SNA 238 032 R2100	RC1010 161 –> 240	494
1SNA 238 033 R2200	RC1010 241 –> 320	494
1SNA 238 034 R2300	RC1010 321 –> 400	494
1SNA 238 035 R2400	RC1010 401 –> 480	494
1SNA 238 036 R2500	RC1010 481 –> 560	494
1SNA 238 037 R2600	RC1010 561 –> 640	494
1SNA 238 038 R0700	RC1010 641 –> 720	494
1SNA 238 039 R0000	RC1010 721 –> 800	494
1SNA 238 040 R1500	RC1010 801 –> 880	494
1SNA 238 041 R0200	RC1010 881 –> 960	494
1SNA 238 050 R1700	RC1010 0 –> 7	494
1SNA 238 051 R0400	RC1010 1 –> 8	494
1SNA 238 052 R0500	RC1010 9 –> 16	494
1SNA 238 053 R0600	RC1010 17 –> 24	494
1SNA 238 054 R0700	RC1010 25 –> 32	494
1SNA 238 055 R0000	RC1010 33 –> 40	494
1SNA 238 056 R0100	RC1010 41 –> 48	494
1SNA 238 057 R0200	RC1010 49 –> 56	494
1SNA 238 058 R1300	RC1010 57 –> 64	494
1SNA 238 059 R1400	RC1010 65 –> 72	494
1SNA 238 060 R1100	RC1010 73 –> 80	494
1SNA 238 061 R0600	RC1010 81 –> 88	494
1SNA 238 062 R0700	RC1010 89 –> 96	494
1SNA 238 063 R0000	RC1010 97 –> 104	494
1SNA 238 064 R0100	RC1010 105 –> 112	494
1SNA 238 065 R0200	RC1010 113 –> 120	494
1SNA 238 066 R0300	RC1010 121 –> 128	494
1SNA 238 067 R0400	RC1010 129 –> 136	494
1SNA 238 068 R1500	RC1010 137 –> 144	494
1SNA 238 069 R1600	RC1010 145 –> 152	494
1SNA 238 070 R1300	RC1010 153 –> 160	494
1SNA 238 071 R0000	RC1010 161 –> 168	494
1SNA 238 072 R0100	RC1010 169 –> 176	494
1SNA 238 073 R0200	RC1010 177 –> 184	494
1SNA 238 074 R0300	RC1010 185 –> 192	494
1SNA 238 075 R0400	RC1010 193 –> 200	494
1SNA 238 080 R0600	RC1010 1 –> 80	494
1SNA 238 081 R2300	RC1010 81 –> 160	494
1SNA 238 082 R2400	RC1010 161 –> 240	494
1SNA 238 083 R2500	RC1010 241 –> 320	494
1SNA 238 084 R2600	RC1010 321 –> 400	494
1SNA 238 085 R2700	RC1010 401 –> 480	494
1SNA 238 086 R2000	RC1010 481 –> 560	494
1SNA 238 087 R2100	RC1010 561 –> 640	494
1SNA 238 088 R0200	RC1010 641 –> 720	494
1SNA 280...		
1SNA 280 092 R2500	CPE43	329
1SNA 280 093 R2600	CPE80	331
1SNA 290...		
1SNA 290 001 R0400	D2.5/5.2L.2L	138
1SNA 290 002 R0500	D2.5/5.2L.2L	138
1SNA 290 003 R0600	D2.5/5.N.2L.2L	138
1SNA 290 011 R2500	D2.5/5.4L	137
1SNA 290 012 R2600	D2.5/5.4L	137
1SNA 290 013 R2700	D2.5/5.N.4L	137
1SNA 290 014 R2000	D2.5/5.4L	137
1SNA 290 015 R2100	D2.5/5.4L	137
1SNA 290 016 R2200	D2.5/5.4L	137
1SNA 290 017 R2300	D2.5/5.4L	137
1SNA 290 018 R0400	D2.5/5.4L	137
1SNA 290 019 R0500	D2.5/5.P.4L	168
1SNA 290 021 R2700	D2.5/5.2L	136
1SNA 290 022 R2000	D2.5/5.2L	136
1SNA 290 023 R2100	D2.5/5.N.2L	136
1SNA 290 024 R2200	D2.5/5.2L	136
1SNA 290 025 R2300	D2.5/5.2L	136
1SNA 290 026 R2400	D2.5/5.2L	136
1SNA 290 027 R2500	D2.5/5.2L	136
1SNA 290 028 R0600	D2.5/5.2L	136
1SNA 290 029 R0700	D2.5/5.P.2L	168
1SNA 290 031 R2100	D2.5/5.3L	137
1SNA 290 032 R2200	D2.5/5.3L	137
1SNA 290 033 R2300	D2.5/5.N.3L	137
1SNA 290 034 R2400	D2.5/5.3L	137
1SNA 290 035 R2500	D2.5/5.3L	137
1SNA 290 036 R2600	D2.5/5.3L	137
1SNA 290 037 R2700	D2.5/5.3L	137
1SNA 290 038 R0000	D2.5/5.3L	137
1SNA 290 039 R0100	D2.5/5.P.3L	168
1SNA 290 041 R0300	D2.5/5.SNBT.2L	172
1SNA 290 042 R0400	D2.5/5.SNBT.2L	172
1SNA 290 044 R0600	D2.5/5.SNBT.2L	172
1SNA 290 045 R0700	D2.5/5.NT.L	164
1SNA 290 051 R0500	D2.5/5.SNB.2L	173
1SNA 290 052 R0600	D2.5/5.SNB.2L	173
1SNA 290 061 R0700	D4/6.2L	139
1SNA 290 062 R0000	D4/6.2L	139
1SNA 290 063 R0100	D4/6.N.2L	139
1SNA 290 064 R0200	D4/6.2L	139
1SNA 290 066 R0400	D4/6.2L	139
1SNA 290 067 R0500	D4/6.2L	139
1SNA 290 069 R1700	D4/6.P.2L	168
1SNA 290 071 R0100	D2.5/5.SB.2L	174
1SNA 290 081 R2400	D6/8.2L	140
1SNA 290 082 R2500	D6/8.2L	140
1SNA 290 083 R2600	D6/8.N.2L	140
1SNA 290 084 R2700	D6/8.2L	140
1SNA 290 086 R2100	D6/8.2L	140
1SNA 290 087 R2200	D6/8.2L	140
1SNA 290 089 R0400	D6/8.P.2L	169

Index
Classification by part numbers

Part numbers	Types	Pages
1SNA 290 091 R2600	D2.5/8.SFT.2L	175
1SNA 290 092 R2700	D2.5/8.SFT.2L	175
1SNA 290 093 R2000	D2.5/8.SFLT.2L	175
1SNA 290 094 R2100	D2.5/8.SFDT.2L	175
1SNA 290 095 R2200	D2.5/8.SFD1T.2L	175
1SNA 290 097 R2400	D2.5/8.SNT.2L	176
1SNA 290 131 R2200	D2.5/5.SNBT.4L	172
1SNA 290 132 R2300	D2.5/5.SNBT.4L	172
1SNA 290 134 R2500	D2.5/5.SNBT.N.4L	172
1SNA 290 141 R0400	D2.5/5.SNB.4L	173
1SNA 290 142 R0500	D2.5/5.SNB.4L	173
1SNA 290 151 R0600	D2.5/5.SB.4L	174
1SNA 290 161 R0000	D2.5/5.D2.L	145
1SNA 290 163 R0200	D2.5/5.D2.N.L	145
1SNA 290 164 R0300	D2.5/5.DD.L	179
1SNA 290 165 R0400	D2.5/5.DD1.L	179
1SNA 290 166 R0500	D2.5/5.DL.L	178
1SNA 290 167 R0600	D2.5/5.DL1.L	178
1SNA 290 181 R2500	D2.5/5.DE1.L	177
1SNA 290 182 R2600	D2.5/5.DE1.D.L	179
1SNA 290 186 R2200	D2.5/5.DE2.L	178
1SNA 290 188 R0400	D2.5/5.DE2.D2.L	179
1SNA 290 191 R2700	D2.5/5.DE.L	177
1SNA 290 201 R1100	DR2.5/5.2L	182
1SNA 290 202 R1200	DR2.5/5.2L	182
1SNA 290 203 R1300	DR2.5/5.N.2L	182
1SNA 290 211 R0200	DR2.5/10.4L	182
1SNA 290 212 R0300	DR2.5/10.4L	182
1SNA 290 213 R0400	DR2.5/10.N.4L	182
1SNA 290 219 R1200	DR2.5/10.P.4L	183
1SNA 290 221 R0400	DS2.5/5.2L	181
1SNA 290 222 R0500	DS2.5/5.2L	181
1SNA 290 223 R0600	DS2.5/5.N.2L	181
1SNA 290 231 R0600	DS2.5/10.4L	181
1SNA 290 232 R0700	DS2.5/10.4L	181
1SNA 290 233 R0000	DS2.5/10.N.4L	181
1SNA 290 241 R1000	DB2.5/5.2L	184
1SNA 290 242 R1100	DB2.5/5.2L	184
1SNA 290 243 R1200	DB2.5/5.N.2L	184
1SNA 290 251 R1200	DB2.5/10.4L	184
1SNA 290 252 R1300	DB2.5/10.4L	184
1SNA 290 253 R1400	DB2.5/10.N.4L	184
1SNA 290 261 R1400	DH2.5/5.2L	185
1SNA 290 262 R1500	DH2.5/5.2L	185
1SNA 290 263 R1600	DH2.5/5.N.2L	185
1SNA 290 271 R1600	DH2.5/10.4L	185
1SNA 290 272 R1700	DH2.5/10.4L	185
1SNA 290 273 R1000	DH2.5/10.N.4L	185
1SNA 290 281 R0100	FEDB.L	184
1SNA 290 282 R0200	FEDB.L	184
1SNA 290 291 R0300	D10/10.2L	141
1SNA 290 292 R0400	D10/10.2L	141
1SNA 290 293 R0500	D10/10.N.2L	141
1SNA 290 294 R0600	D10/10.2L	141
1SNA 290 296 R0000	D10/10.2L	141
1SNA 290 297 R0100	D10/10.2L	141
1SNA 290 299 R1300	D10/10.P.2L	169
1SNA 290 301 R1500	D10/10.1.2L	142
1SNA 290 302 R1600	D10/10.1.2L	142
1SNA 290 303 R1700	D10/10.1.N.2L	142
1SNA 290 309 R2500	D10/10.1.P.2L	169
1SNA 290 311 R0600	FED5.I.3L	146
1SNA 290 314 R0100	FED5.I.3L	146
1SNA 290 316 R0300	D4/6.LNTP1.L	161
1SNA 290 317 R0400	D4/6.LNTP2.L	162
1SNA 290 318 R1500	D4/6.LNTP3.L	161
1SNA 290 319 R1600	D4/6.LNTP4.L	163
1SNA 290 320 R1300	D4/6.LNTP6.L	163
1SNA 290 321 R0000	D4/6.LNTP8.L	162
1SNA 290 322 R0100	D2.5/5.NTLP.L	157
1SNA 290 324 R0300	D2.5/5.NLP.L	158
1SNA 290 326 R0500	D2.5/5.LLP.L	158
1SNA 290 328 R1700	D2.5/5.LL.L	159
1SNA 290 330 R1500	D2.5/5.NL.L	159
1SNA 290 332 R0300	D2.5/5.N.L	160
1SNA 290 334 R0500	D2.5/5.L.L	160
1SNA 290 336 R0700	D2.5/5.A.NTLP.L	153
1SNA 290 338 R1100	D2.5/5.A.NLP.L	154
1SNA 290 340 R2700	D2.5/5.A.LLP.L	154
1SNA 290 342 R1500	D2.5/5.A.LL.L	155
1SNA 290 344 R1700	D2.5/5.A.NL.L	155
1SNA 290 346 R1100	D2.5/5.A.N.L	156
1SNA 290 348 R2300	D2.5/5.A.L.L	156
1SNA 290 350 R2100	D2.5/5.C3.L	151
1SNA 290 352 R1700	D2.5/5.C3.L.L	151
1SNA 290 354 R1100	D2.5/5.C4.L	152
1SNA 290 356 R1300	D2.5/5.C4.L.L	152
1SNA 290 358 R2500	FED5.C3.L	151
1SNA 290 360 R2300	FED5.C4.L	152
1SNA 290 365 R1400	PC5.34	151
1SNA 290 366 R1500	PC5.34	151
1SNA 290 367 R1600	PC5.34	151
1SNA 290 369 R2000	D2.5/5.C3.L.L	151
1SNA 290 371 R1200	D1.5/4.2L	147
1SNA 290 372 R1300	D1.5/4.2L	147
1SNA 290 373 R1400	D1.5/4.N.2L	147
1SNA 290 379 R2200	D1.5/4.P.2L	171
1SNA 290 381 R0500	D1.5/4.4L	147
1SNA 290 382 R0600	D1.5/4.4L	147
1SNA 290 383 R0700	D1.5/4.N.4L	147
1SNA 290 389 R1500	D1.5/4.P.4L	171
1SNA 290 391 R0700	D1.5/4.2L.2L	148
1SNA 290 400 R1500	D2.5/5.C4.L.L	152
1SNA 290 401 R0200	D2.5/5.L.L	160
1SNA 290 402 R0300	D2.5/5.A.L.L	156
1SNA 290 405 R0600	D4/6.3L	139
1SNA 290 406 R0700	D4/6.3L	139
1SNA 290 407 R0000	D4/6.N.3L	139
1SNA 290 409 R1200	D4/6.P.3L	168
1SNA 290 410 R0600	D4/6.4L	140
1SNA 290 411 R2300	D4/6.4L	140
1SNA 290 412 R2400	D4/6.N.4L	140
1SNA 290 414 R2600	D4/6.P.4L	168
1SNA 290 415 R2700	D4/6.2L.2L	138
1SNA 290 418 R0200	D6/8.3L	141
1SNA 290 419 R0300	D6/8.N.3L	141
1SNA 290 420 R0000	D6/8.3L	141
1SNA 290 422 R2600	D6/8.P.3L	169
1SNA 290 423 R2700	D10/10.3L	142
1SNA 290 424 R2000	D10/10.N.3L	142
1SNA 290 425 R2100	D10/10.3L	142
1SNA 290 427 R2300	D10/10.P.3L	169
1SNA 290 428 R0400	D16/12.3L	143
1SNA 290 429 R0500	D16/12.N.3L	143
1SNA 290 430 R0200	D16/12.3L	143
1SNA 290 432 R2000	D16/12.P.3L	170
1SNA 290 451 R0300	BJE762.2	296
1SNA 290 452 R0400	BJE762.5	296
1SNA 290 453 R0500	BJE762.10	296
1SNA 290 454 R0600	EIP	296
1SNA 290 455 R0700	RB-12W7	510
1SNA 290 456 R0000	D2.5/5.T3.L	149
1SNA 290 457 R0100	D2.5/5.T1.L	149
1SNA 290 458 R1200	D2.5/5.T3.P.L	150
1SNA 290 459 R1300	D2.5/5.T1.P.L	150
1SNA 290 464 R0000	D2.5/5.2L	136
1SNA 290 465 R0100	D2.5/5.2L	136
1SNA 290 481 R2200	D4/7.ADO-CPE	298
1SNA 290 482 R2300	D4/7.2ADO-CPE	298
1SNA 290 483 R2400	D2.5/7.ADO-CPE	297
1SNA 290 484 R2500	D2.5/7.2ADO-CPE	297
1SNA 290 486 R2700	D1.5/7.ADO-CPE	296
1SNA 290 487 R2000	D1.5/7.2ADO-CPE	296
1SNA 291...		
1SNA 291 041 R2000	FED5.4L	137
1SNA 291 042 R2100	FED5.4L	137
1SNA 291 051 R2200	FED5.3L	137
1SNA 291 052 R2300	FED5.3L	137
1SNA 291 061 R2400	FED5.2L	136
1SNA 291 062 R2500	FED5.2L	136
1SNA 291 077 R2400	CBD5.2L	460
1SNA 291 102 R2300	BJDL5.2	136
1SNA 291 103 R2400	BJDL5.3	136
1SNA 291 104 R2500	BJDL5.4	136
1SNA 291 105 R2600	BJDL5.5	136
1SNA 291 106 R2700	BJDL5.6	136
1SNA 291 107 R2000	BJDL5.7	136
1SNA 291 108 R0100	BJDL5.8	136
1SNA 291 109 R0200	BJDL5.9	136
1SNA 291 110 R2600	BJDL5.10	453
1SNA 291 122 R1600	BJDL8.2	140
1SNA 291 123 R1700	BJDL8.3	140
1SNA 291 128 R2400	BJDL6.2	138
1SNA 291 129 R2500	BJDL6.3	138
1SNA 291 131 R1700	FED8SF.2L	175
1SNA 291 132 R1000	FED8SF.2L	175
1SNA 291 144 R2400	BJDL8.4	140
1SNA 291 145 R2500	BJDL8.5	453
1SNA 291 150 R0600	BJDPL5.6	453
1SNA 291 160 R0000	BJDPL5.8	453
1SNA 291 161 R2500	FED8.2L	140
1SNA 291 162 R2600	FED8.2L	140
1SNA 291 170 R0200	BJDPL6.8	453
1SNA 291 194 R1700	BJDL6.4	138
1SNA 291 195 R1000	BJDL6.5	453
1SNA 291 301 R0200	FED1.L	181
1SNA 291 302 R0300	FED1.L	181
1SNA 291 311 R2300	FED2.L	181
1SNA 291 312 R2400	FED2.L	181
1SNA 291 322 R2600	BJDL10.2	181
1SNA 291 323 R2700	BJDL10.3	181
1SNA 291 324 R2000	BJDL10.4	181
1SNA 291 325 R2100	BJDL10.5	453
1SNA 291 349 R1100	ITVE.L	145
1SNA 291 351 R0300	SCD5.2L	447
1SNA 291 352 R0400	SCD5.2L	447
1SNA 291 361 R0500	SCD5.3L	137
1SNA 291 362 R0600	SCD5.3L	447
1SNA 291 371 R0700	SCD5.4L	137
1SNA 291 372 R0000	SCD5.4L	447
1SNA 291 441 R2600	FED5.D.L	145
1SNA 291 461 R2200	FED10.2L	141
1SNA 291 462 R2300	FED10.2L	141
1SNA 291 472 R2500	BJDL1.10.2	141
1SNA 291 474 R2700	BJDL1.10.3	141
1SNA 291 476 R2100	BJDL1.10.4	141
1SNA 291 478 R0300	BJDL1.10.5	453
1SNA 291 480 R2200	BJDPL5.10	453
1SNA 291 482 R1000	BJDPL6.10	453
1SNA 291 484 R1200	BJDPL8.10	453
1SNA 291 559 R0400	FED5.L.A	157
1SNA 291 560 R0100	FED5.L.B	158
1SNA 291 561 R2600	FEDA5.L	153
1SNA 291 642 R0600	BJDL4.2	147
1SNA 291 694 R2400	FED6.3L	139
1SNA 291 695 R2500	FED6.3L	139
1SNA 291 696 R2600	FED6.4L	138
1SNA 291 697 R2700	FED6.4L	138
1SNA 291 711 R2400	FED8.3L	141
1SNA 291 713 R2600	FED8.3L	141
1SNA 291 721 R2600	FED12.3L	143
1SNA 291 723 R2000	FED12.3L	143
1SNA 291 731 R2000	FED10.3L	142
1SNA 291 733 R2200	FED10.3L	142
1SNA 291 817 R1700	FED5.T3.L	149
1SNA 291 818 R2000	FED5.T3.P.L	150
1SNA 291 832 R1600	FECPE.ADO	296
1SNA 291 833 R1700	FECPE.2ADO	296
1SNA 295...		
1SNA 295 011 R1600	HD10/12.F5.3	396
1SNA 295 012 R1700	HD16/14.FF5.21.3	404
1SNA 295 013 R1000	HD16/14.FF5.20.3	404
1SNA 295 014 R1100	HD6/13.FF4	402
1SNA 295 015 R1200	HD6/30.F12G	393
1SNA 295 298 R0300	HD4/10.F4.19	395
1SNA 295 381 R2600	BNS.D5	207
1SNA 295 391 R2000	HD4/9.F4	394
1SNA 295 392 R2100	HD4/9.F4.2	394
1SNA 295 394 R2300	HD10/12.F5	397
1SNA 295 395 R2400	HD10/12.F5.1	397
1SNA 295 396 R2500	HD10/12.F5.2	397
1SNA 295 397 R2600	HD10/12.FF5	403
1SNA 295 398 R0700	HD35/16.F6.19	398
1SNA 295 399 R0000	HD35/16.F6.19.1	398
1SNA 295 400 R0600	HD70/22.F8.31	399
1SNA 295 401 R2300	HD70/22.F8.31.1	399
1SNA 295 402 R2400	HD70/22.F8.31.2	399
1SNA 295 403 R2500	HD120/30.F10.31.1	400
1SNA 295 405 R2700	HD185/36.F12.31.1	401
1SNA 295 424 R1100	FJHD40	391
1SNA 295 425 R1200	FJHD50	403
1SNA 295 426 R1300	FJDHD	393
1SNA 295 427 R1400	INHD	394
1SNA 295 428 R2500	SCHD1	394
1SNA 295 429 R2600	SCHD2	391
1SNA 295 430 R2300	SCHD5	403
1SNA 295 431 R1000	FJHD32	394
1SNA 295 448 R0100	HD120/30.F10.31	400
1SNA 296...		
1SNA 296 079 R0300	FEADRS	217
1SNA 296 110 R2300	165LTTM5TM5	331
1SNA 296 111 R1000	165LTTM5TM5-1	331
1SNA 296 112 R1100	165ETTM5TM5	333
1SNA 296 114 R1300	FEET80	331
1SNA 296 115 R1400	165ETTM5TM5-1	333
1SNA 296 116 R1500	165LTTM5TM5-1	334
1SNA 296 117 R1600	165ETTM5TM5-2	334
1SNA 296 351 R0000	BAM2	444
1SNA 299...		
1SNA 299 486 R2400	BFAUTO	77
1SNA 299 489 R0700	DS4/6.ADO	219
1SNA 299 493 R2300	DS4/8.ADO	220
1SNA 299 497 R2700	DS1.5/6.ADO	259
1SNA 299 501 R0300	DS2.5/8.ADO	260
1SNA 299 505 R0700	DB4/6.ADO	225
1SNA 299 509 R1300	DB4/8.ADO	226
1SNA 299 513 R2600	DB1.5/6.ADO	265
1SNA 299 517 R2200	DB2.5/8.ADO	266
1SNA 299 521 R2600	DH4/6.ADO	227
1SNA 299 525 R2200	DH4/8.ADO	228
1SNA 299 529 R0600	DH1.5/6.ADO	267
1SNA 299 533 R2200	DH2.5/8.ADO	268

Index
Classification by part numbers

Part numbers	Types	Pages
1SNA 299 552 R0500	DRE4/6.ADO	222
1SNA 299 553 R0600	DRE4/8.ADO	223
1SNA 299 554 R0700	DRE1.5/6.ADO	262
1SNA 299 555 R0000	DRE2.5/8.ADO	263
1SNA 299 556 R0100	DSE4/6.ADO	219
1SNA 299 557 R0200	DSE4/8.ADO	220
1SNA 299 558 R1300	DSE1.5/6.ADO	259
1SNA 299 559 R1400	DSE2.5/8.ADO	260
1SNA 299 632 R0500	DR4/8.P.ADO	224
1SNA 299 633 R0600	DR2.5/8.P.ADO	264
1SNA 299 683 R0100	D4/6.T3	41
1SNA 299 684 R0200	D4/6.T3.P	42
1SNA 299 777 R1600	COC1	288
1SNA 299 877 R0300	BF5AUTO	207
1SNA 356...		
1SNA 356 100 R1500	DBTI	340
1SNA 356 101 R0200	DBTI	340
1SNA 356 102 R0300	DBTI	340
1SNA 356 103 R0400	DBTI	340
1SNA 356 200 R2100	BRU160A	344
1SNA 356 201 R1600	BO 16/5	344
1SNA 356 202 R1700	BO 16/5	344
1SNA 356 203 R1000	BO 16/5	344
1SNA 356 204 R1100	BRU125A	344
1SNA 356 205 R1200	PCF.1.2	344
1SNA 356 206 R1300	PCF.1.8	344
1SNA 356 207 R1400	BRU250ALU	345
1SNA 356 208 R2500	BRU80A	344
1SNA 356 209 R2600	BRT115A	346
1SNA 356 210 R2100	BRT175A	346
1SNA 356 211 R0700	BRTC125A	346
1SNA 356 212 R0000	BRU175	345
1SNA 360...		
1SNA 360 000 R2400	AMS 500	472
1SNA 360 010 R1500	SPRC1	472
1SNA 360 014 R0500	SPRC4	472
1SNA 360 015 R0600	SPRC5	472
1SNA 360 016 R0700	SPRC6	472
1SNA 360 017 R0000	SPRC7	472
1SNA 360 018 R1100	SPRC8	472
1SNA 360 019 R1200	SPRC9	472
1SNA 360 020 R1700	SPRC10	472
1SNA 360 021 R0400	SPRC11	472
1SNA 360 023 R0600	SPRC13	472
1SNA 360 024 R0700	SPRC14	472
1SNA 360 025 R0000	SPRC15	472
1SNA 360 026 R0100	SPRC16	472
1SNA 360 031 R0600	SPRC21	472
1SNA 360 036 R0300	SPRC26	472
1SNA 360 037 R0400	SPRC27	472
1SNA 360 038 R1500	SPRC29	472
1SNA 360 039 R1600	SPRC30	472
1SNA 360 040 R2300	SPRC28	472
1SNA 360 098 R1200	PEN HOLDER	472
1SNA 360 100 R2500	AMS PEN 0.25	472
1SNA 360 101 R1200	AMS PEN 0.35	472
1SNA 360 103 R1400	AMS PEN 0.18	472
1SNA 360 104 R1500	AMS PEN 0.50	472
1SNA 360 105 R1600	AMS PEN 0.70	472
1SNA 360 106 R1700	AMS PEN 1.00	472
1SNA 360 107 R1000	HAND PEN	472
1SNA 360 120 R1000	DISPOSABLE AMS PEN 0.25	472
1SNA 360 121 R0500	DISPOSABLE AMS PEN 0.35	472
1SNA 360 122 R0600	AMS BLACK TIP 0.3	472
1SNA 360 123 R0700	AMS COLOR TIP 0.3	472
1SNA 360 150 R2600	AMS INK CARTRIDGES	472
1SNA 360 155 R1700	AMS CLEANER FLUID	472
1SNA 360 156 R1000	AMS CLEANER KIT	472
1SNA 360 161 R1500	DUST COVER	468
1SNA 360 162 R1600	SERVICE KIT FOR AMS500	472
1SNA 360 163 R1700	SPDST1	472
1SNA 360 200 R0100	OUCAM 100	473
1SNA 399...		
1SNA 399 030 R0500	D2.5/5.P.ADO	203
1SNA 399 031 R2200	D1/5.P.ADO	245
1SNA 399 067 R0600	D2.5/5.I.N.3L	146
1SNA 399 068 R1700	D2.5/5.I.3L	146
1SNA 399 070 R1500	D2.5/5.I.N.4L	146
1SNA 399 071 R0200	D2.5/5.I.4L	146
1SNA 399 072 R0300	D2.5/5.I.P.3L	171
1SNA 399 073 R0400	D2.5/5.I.P.4L	171
1SNA 399 226 R0200	D2.5/5.SN.ADO	204
1SNA 399 227 R0300	D2.5/5.SN.ADO	204
1SNA 399 228 R1400	D2.5/5.SNT2.ADO	204
1SNA 399 229 R1500	D2.5/5.SNT2.ADO	204
1SNA 399 230 R1200	D2.5/5.SNT23.ADO	204
1SNA 399 231 R0700	D1/5.SNT2.ADO	246
1SNA 399 232 R0000	D1/5.SNT2.ADO	246
1SNA 399 233 R0100	D1/5.SNT23.ADO	246
1SNA 399 234 R0200	D2.5/5.S.ADO	208
1SNA 399 235 R0300	D1/5.S.ADO	250
1SNA 399 236 R0400	D2.5/5.SFA.ADO	210
1SNA 399 237 R0500	D2.5/5.SFA.ADO	210
1SNA 399 238 R1600	D2.5/5.SFAT2.ADO	210
1SNA 399 239 R1700	D2.5/5.SFAT23.ADO	210
1SNA 399 241 R1100	D1/5.SFAT2.ADO	252
1SNA 399 242 R1200	D1/5.SFAT2.ADO	252
1SNA 399 243 R1300	D1/5.SFAT23.ADO	252
1SNA 399 244 R1400	D4/8.ADO	236
1SNA 399 245 R1500	D6/8.ADO3	196
1SNA 399 250 R2600	D4/8.P.ADO	245
1SNA 399 251 R1300	D6/8.P.ADO3	203
1SNA 399 260 R2000	D2.5/5.I.3L	146
1SNA 399 270 R2200	D2.5/5.I.4L	146
1SNA 399 318 R1600	D4/8.N.ADO	236
1SNA 399 319 R1700	D6/8.N.ADO3	196
1SNA 399 341 R1500	CEADOE	457
1SNA 399 345 R1100	CEADO.5	457
1SNA 399 346 R1200	CEADO.6	457
1SNA 399 347 R1300	CEADO.7	457
1SNA 399 348 R2400	CEADO.8	457
1SNA 399 406 R0000	DR4/8.ADO3	263
1SNA 399 410 R0700	DRE4/8.ADO3	263
1SNA 399 411 R2400	DS4/8.ADO3	260
1SNA 399 415 R2000	DSE4/8.ADO3	260
1SNA 399 416 R2100	DB4/8.ADO3	266
1SNA 399 420 R0100	DH4/8.ADO3	268
1SNA 399 424 R2100	DR4/8.A.ADO3	223
1SNA 399 428 R0500	DRE4/8.A.ADO3	223
1SNA 399 429 R0600	DS4/8.A.ADO3	220
1SNA 399 433 R2200	DSE4/8.A.ADO3	220
1SNA 399 434 R2300	DB4/8.A.ADO3	226
1SNA 399 438 R0700	DH4/8.A.ADO3	228
1SNA 399 442 R0300	DR4/8.P.ADO3	264
1SNA 399 443 R0400	DS4/8.P.ADO3	261
1SNA 399 444 R0500	DR4/8.A.P.ADO3	224
1SNA 399 445 R0600	DS4/8.A.P.ADO3	221
1SNA 399 491 R2500	DR1/5.ADO	262
1SNA 399 495 R2100	DRE1/5.ADO	262
1SNA 399 496 R2200	DS1/5.ADO	259
1SNA 399 500 R1200	DSE1/5.ADO	259
1SNA 399 501 R0700	DB1/5.ADO	265
1SNA 399 505 R0300	DH1/5.ADO	267
1SNA 399 509 R1700	DR2.5/5.ADO	222
1SNA 399 513 R2200	DRE2.5/5.ADO	222
1SNA 399 514 R2300	DS2.5/5.ADO	219
1SNA 399 518 R0700	DSE2.5/5.ADO	219
1SNA 399 519 R0000	DB2.5/5.ADO	225
1SNA 399 523 R2400	DH2.5/5.ADO	227
1SNA 399 563 R0400	BJDL12.2	143
1SNA 399 571 R0400	FED12.2L	143
1SNA 399 572 R0500	FED12.2L	143
1SNA 399 581 R2700	D16/12.2L	143
1SNA 399 582 R2000	D16/12.N.2L	143
1SNA 399 584 R2200	D16/12.P.2L	169
1SNA 399 586 R2400	D4/6.NT.L	165
1SNA 399 587 R2500	VRPA1	165
1SNA 399 588 R0600	FED6.NL	165
1SNA 399 589 R0700	D6/8.NT.L	165
1SNA 399 590 R0400	FED8.NL	165
1SNA 399 591 R2100	D10/10.NT.L	166
1SNA 399 592 R2200	FED10.NL	166
1SNA 399 600 R2600	D6/8.D2.ADO	200
1SNA 399 601 R1300	D6/8.D2.ADO.1	201
1SNA 399 602 R1400	D6/8.D2.N.ADO	200
1SNA 399 613 R0600	BJDPL6.12	453
1SNA 399 617 R0200	D35/16.2L	144
1SNA 399 618 R1300	D35/16.N.2L	144
1SNA 399 620 R1100	D35/16.P.2L	170
1SNA 399 621 R0600	BJDL16.2	144
1SNA 399 631 R0000	D16/12.PEN.2L	170
1SNA 399 632 R0100	D6/8.ADO.RS	217
1SNA 399 668 R2500	D35/16.PEN.2L	170
1SNA 399 677 R1600	FED5.C2.ADO	240
1SNA 399 678 R2700	FED5.C3.ADO	241
1SNA 399 679 R2000	FED5.C4.ADO	242
1SNA 399 683 R0500	PC52.10	240
1SNA 399 684 R0600	PC52.10	240
1SNA 399 685 R0700	PC52.10	240
1SNA 399 686 R0000	D1/5.C2.ADO	240
1SNA 399 687 R0100	D1/5.C2.ADO.L	240
1SNA 399 688 R1200	D1/5.C2.ADO.L	240
1SNA 399 689 R1300	D1/5.C3.ADO	241
1SNA 399 690 R1000	D1/5.C3.ADO.L	241
1SNA 399 691 R0500	D1/5.C3.ADO.L	241
1SNA 399 692 R0600	D1/5.C4.ADO	242
1SNA 399 693 R0700	D1/5.C4.ADO.L	242
1SNA 399 694 R0000	D1/5.C4.ADO.L	242
1SNA 399 704 R1200	D240/36.D10	32
1SNA 399 706 R1400	D240/36.D10.N	32
1SNA 399 707 R1500	PC52.66	240
1SNA 399 708 R2600	PC52.66	240
1SNA 399 709 R2700	PC52.66	240
1SNA 399 715 R0400	D150/31.D10	31
1SNA 399 717 R0600	D150/31.D10.N	31
1SNA 399 719 R1000	PEAD	516
1SNA 399 725 R0600	RCPEAD	516
1SNA 399 726 R0700	EPR2	516
1SNA 399 730 R1700	D1.5/6.ADO.NF	410
1SNA 399 736 R0100	D2.5/8.ADO.NF	410
1SNA 399 742 R1700	D1.5/6.D2.ADO.NF	412
1SNA 399 748 R2500	D4/8.ADO.NF	411
1SNA 399 749 R2600	D2.5/8.ADO.NF1	411
1SNA 399 752 R1100	D2.5/8.S.ADO.NF	413
1SNA 399 754 R1300	D2.5/8.SNT2.ADO0.ADO2	248
1SNA 399 758 R2700	FEDAD10	211
1SNA 399 762 R1300	D4/8.SFT2.I.ADO2	213
1SNA 399 763 R1400	D4/8.SF.I.ADO2	213
1SNA 399 764 R1500	D4/8.SF.I.ADO2	213
1SNA 399 765 R1600	D4/8.SNN.I.ADO2	216
1SNA 399 766 R1700	D4/8.SNNT2.I.ADO2	216
1SNA 399 767 R1000	D4/8.SFL.I.ADO2	214
1SNA 399 768 R2100	D4/8.SFLT2.I.ADO2	214
1SNA 399 769 R2200	D4/8.SFD.I.ADO2	214
1SNA 399 770 R2700	D4/8.SFDT2.I.ADO2	214
1SNA 399 771 R1400	D4/8.SFD1.I.ADO2	214
1SNA 399 772 R1500	D4/8.SFD1T2.I.ADO2	214
1SNA 399 777 R1200	D4/8.SFT2.I.ADO	211
1SNA 399 778 R2300	D4/8.SNN.I.ADO	215
1SNA 399 779 R2400	D4/8.SNNT2.I.ADO	215
1SNA 399 780 R1200	D4/8.SFL.I.ADO	212
1SNA 399 781 R0700	D4/8.SFD.I.ADO	212
1SNA 399 782 R0000	D4/8.SFDT2.I.ADO	212
1SNA 399 783 R0100	D4/8.SFD1.I.ADO	212
1SNA 399 784 R0200	D4/8.SFD1T2.I.ADO	212
1SNA 399 785 R0300	D4/8.SF.I.ADO	211
1SNA 399 786 R0400	D4/8.SF.I.ADO	211
1SNA 399 787 R0500	CPBP2	32
1SNA 399 788 R1600	CPBP1	31
1SNA 399 792 R0200	D1.5/6.NT.ADO	244
1SNA 399 793 R0300	D2.5/8.NT.ADO	244
1SNA 399 795 R0500	FEDADNT	244
1SNA 399 800 R1700	D6/8.ADO3	196
1SNA 399 801 R0400	D4/8.ADO	236
1SNA 399 802 R0500	FEMAD3	409
1SNA 399 803 R0600	FED2AD2	412
1SNA 399 804 R0700	FEDAD5	413
1SNA 399 856 R0200	D4/8.SFLT2.I.ADO	212
1SNA 399 886 R2100	SPBO.NT.L	157
1SNA 399 888 R0300	FED12.NT.L	167
1SNA 399 889 R0400	D16/12.NT.L	167
1SNA 399 892 R2700	D35/16.NT.L	167
1SNA 399 896 R2300	D1/5.D2.ADO	237
1SNA 399 897 R2400	D1/5.D2.N.ADO	237
1SNA 399 898 R0500	D2.5/5.D2.ADO	197
1SNA 399 899 R0600	D2.5/5.D2.N.ADO	197
1SNA 399 903 R0200	BADL	444
1SNA 399 916 R2600	D1.5/6.ADO.D2.NF	414
1SNA 399 931 R2500	D4/6.D1.P.ADO	203
1SNA 399 937 R2300	FEDAD11	209
1SNA 399 940 R1200	D4/8.S.2A.ADO2	209
1SNA 399 942 R0000	D4/8.S.2A.ADO2	209
1SNA 399 963 R0500	HD6/24.DH	391
1SNA 399 964 R0600	HD6/24.DH	391
1SNA 399 967 R0100	BAM2	444
1SNA 400...		
1SNA 400 014 R2700	ES8CG	406
1SNA 400 015 R2000	ES8CG	406
1SNA 400 018 R0300	FECPE.2ADO	296
1SNA 400 019 R0400	FECPE.ADO	296
1SNA 400 061 R0600	D2.5/7.ADO-CPE.NF	416
1SNA 400 062 R0700	D2.5/7.2ADO-CPE.NF	416
1SNA 400 063 R0000	VRADO.CPE7	296
1SNA 400 083 R2500	D1.5/6.S.ADO.NF	413
1SNA 400 142 R0400	BNSV62-1	413
1SNA 400 146 R0000	BNS6DG1	78
1SNA 400 152 R0600	FED12.2L	143
1SNA 400 153 R0700	D1.5/7.ADO-CPE.NF	415
1SNA 400 154 R0000	D1.5/7.2ADO-CPE.NF	415
1SNA 400 156 R0200	D2.5/7.ADO-CPE.NF1	417
1SNA 400 157 R0300	D2.5/7.2ADO-CPE.NF1	417
1SNA 400 178 R1000	D16/12.2L	143
1SNA 400 179 R1100	D16/12.2L	143
1SNA 400 180 R0700	D16/12.2L	143
1SNA 400 181 R2400	D35/16.2L	144
1SNA 400 182 R2200	D35/16.2L	144
1SNA 400 183 R2600	D35/16.2L	144
1SNA 400 184 R2700	MA2.5/5	16
1SNA 400 186 R2100	M6/8	22
1SNA 400 187 R2200	M6/8	22
1SNA 400 188 R0300	M10/10	24
1SNA 400 189 R0400	M10/10	24

Index
Classification by part numbers

Part numbers	Types	Pages
1SNA 400 190 R0100	M10/10	24
1SNA 400 191 R2600	M16/12	26
1SNA 400 192 R2700	M16/12	26
1SNA 400 193 R2000	M16/12	26
1SNA 400 194 R2100	M35/16	28
1SNA 400 195 R2200	M35/16	28
1SNA 400 196 R2300	M35/16	28
1SNA 400 219 R1100	D2.5/5.I.3L	146
1SNA 400 239 R1500	M6/8	22
1SNA 400 240 R2200	D4/7.ADO-CPE.NF	418
1SNA 400 241 R1700	D4/7.2ADO-CPE.NF	418
1SNA 400 252 R1200	VSP22	515
1SNA 400 258 R2000	CEL2.5	456
1SNA 400 261 R1300	CEL2.E	456
1SNA 400 262 R1400	CEL1.5	456
1SNA 400 263 R1500	CEL1.6	456
1SNA 400 264 R1600	CEL1.8	456
1SNA 400 265 R1700	CEL1.E	456
1SNA 400 267 R1100	D2.5/7.2ADO.H-CPE.NF	419
1SNA 400 270 R2000	D4/8.D2.P.SF	99
1SNA 400 271 R1500	D4/8.D2.P.SFL	99
1SNA 400 272 R1600	D4/8.D2.P.SFD	99
1SNA 400 273 R1700	FEM8D2S1	99
1SNA 400 281 R0000	D1.5/6.ADO.1.NF	410
1SNA 400 282 R0100	D2.5/8.ADO.1.NF	410
1SNA 400 288 R1700	M4/6.SNBT.4A	70
1SNA 400 291 R0200	D1.5/6.ADO.D1.NF	414
1SNA 400 305 R1000	D70/22	29
1SNA 400 306 R1100	D70/22.N	29
1SNA 400 315 R0100	D1.5/5.ADO.NF	409
1SNA 400 317 R0300	MA2.5/5.SNB	68
1SNA 400 318 R1400	MA2.5/5.SNB	68
1SNA 400 320 R1200	MA2.5/5.SNBT	68
1SNA 400 370 R2400	D95/26	30
1SNA 400 371 R1100	D95/26.N	30
1SNA 400 620 R1700	D95/26.P	64
1SNA 400 703 R1700	D2.5/7.2CPE	420
1SNA 400 704 R1000	D2.5/7.CPE.CPE	420
1SNA 400 708 R2400	FECPE	420
1SNA 400 749 R2400	RB310	386
1SNA 400 753 R1000	M6/12.FF	328
1SNA 400 766 R1500	HD6/7.5G	386
1SNA 400 767 R1600	HD6/7.3G.2G	387
1SNA 400 768 R2700	HD6/7.2G.3G	387
1SNA 400 772 R1300	D70/22.P	64
1SNB 000...		
1SNB 000 051 R0600	ETRES1	180
1SNK 900...		
1SNK 900 640 R0000	TO3.5-50	461
1SNK 900 641 R0000	TO4-100	461
1SNK 900 642 R0000	TO5.5-125	461
1SNK 900 643 R0000	TO6.5-150	461
1SNK 900 644 R0000	TO3.5-75-INS	461
1SNK 900 650 R0000	PS-3	461
1SNK 916...		
1SNK 916 302 R0000	JB16-2	28
1SNK 916 303 R0000	JB16-3	28
1SNK 916 304 R0000	JB16-4	28
1SNK 916 305 R0000	JB16-5	28
1SNK 916 310 R0000	JB16-10	28
1SNK 922...		
1SNK 922 302 R0000	JB22-2	29
1SNK 922 303 R0000	JB22-3	29
1SNK 922 305 R0000	JB22-5	29
1SNK 922 310 R0000	JB22-10	29
1SNK 926...		
1SNK 926 302 R0000	JB26-2	30
1SNK 926 303 R0000	JB26-3	30
1SNK 926 305 R0000	JB26-5	30
1SNK 926 310 R0000	JB26-10	30
1SSA 266...		
1SSA 266 202 R1100	L 266 200 11	300
1SSA 266 203 R1100	L 266 200 11	300
1SSA 266 204 R1100	L 266 200 11	300
1SSA 266 205 R1100	L 266 200 11	300
1SSA 266 206 R1100	L 266 200 11	300
1SSA 266 210 R1100	L 266 200 11	300
1SSA 267...		
1SSA 267 202 R1100	L 267 200 11	301
1SSA 267 203 R1100	L 267 200 11	301
1SSA 267 204 R1100	L 267 200 11	301
1SSA 267 205 R1100	L 267 200 11	301
1SSA 267 206 R1100	L 267 200 11	301
1SSA 267 210 R1100	L 267 200 11	301
1SSA 276...		
1SSA 276 202 R1100	L 276 200 11	302
1SSA 276 203 R1100	L 276 200 11	302
1SSA 276 204 R1100	L 276 200 11	302
1SSA 276 205 R1100	L 276 200 11	302
1SSA 276 206 R1100	L 276 200 11	302
1SSA 299...		
1SSA 299 190 R0000	PIED DIN3	300
1SSA 299 191 R0000	PIED DIN2	300
1SSA 299 253 R0000	PT1	300
1SSA 299 254 R0000	PT2	300
1SSA 366...		
1SSA 366 202 R1100	L 366 200 11	303
1SSA 366 203 R1100	L 366 200 11	303
1SSA 366 204 R1100	L 366 200 11	303
1SSA 366 205 R1100	L 366 200 11	303
1SSA 366 206 R1100	L 366 200 11	303
1SSA 366 210 R1100	L 366 200 11	303
1SSA 367...		
1SSA 367 202 R1100	L 367 200 11	304
1SSA 367 203 R1100	L 367 200 11	304
1SSA 367 204 R1100	L 367 200 11	304
1SSA 367 205 R1100	L 367 200 11	304
1SSA 367 206 R1100	L 367 200 11	304
1SSA 367 210 R1100	L 367 200 11	304
1SSA 376...		
1SSA 376 202 R1100	L 376 200 11	305
1SSA 376 203 R1100	L 376 200 11	305
1SSA 376 204 R1100	L 376 200 11	305
1SSA 376 205 R1100	L 376 200 11	305
1SSA 376 206 R1100	L 376 200 11	305
1SSS 266...		
1SSS 266 202 R8800	L 266 200 15	421
1SSS 266 203 R8800	L 266 200 15	421
1SSS 266 204 R8800	L 266 200 15	421
1SSS 266 205 R8800	L 266 200 15	421
1SSS 266 206 R8800	L 266 200 15	421
1SSS 266 208 R8800	L 266 200 15	421
1SSS 266 210 R8800	L 266 200 15	421
1SSS 267...		
1SSS 267 202 R8800	L 267 200 15	422
1SSS 267 203 R8800	L 267 200 15	422
1SSS 267 204 R8800	L 267 200 15	422
1SSS 267 205 R8800	L 267 200 15	422
1SSS 267 206 R8800	L 267 200 15	422
1SSS 267 208 R8800	L 267 200 15	422
1SSS 267 210 R8800	L 267 200 15	422
1SSS 299...		
1SSS 299 253 R2800	PT1	421
1SSS 299 254 R2800	PT2	421
1SSS 366...		
1SSS 366 202 R8800	L 276 200 15	423
1SSS 366 203 R8800	L 276 200 15	423
1SSS 366 204 R8800	L 276 200 15	423
1SSS 366 205 R8800	L 276 200 15	423
1SSS 366 206 R8800	L 276 200 15	423
1SSS 366 208 R8800	L 276 200 15	423
1SSS 366 210 R8800	L 276 200 15	423
1SSS 367...		
1SSS 367 202 R8800	L 367 200 15	425
1SSS 367 203 R8800	L 367 200 15	425
1SSS 367 204 R8800	L 367 200 15	425
1SSS 367 205 R8800	L 367 200 15	425
1SSS 367 206 R8800	L 367 200 15	425
1SSS 367 208 R8800	L 367 200 15	425
1SSS 367 210 R8800	L 367 200 15	425

Part numbers	Types	Pages

Index
Classification by types

Types	Part numbers	Pages
0 - 9		
131ETTM4TM4	1SNA 111 028 R1600	332
165ETTM5TM5	1SNA 216 112 R1000	333
165ETTM5TM5	1SNA 296 112 R1100	333
165ETTM5TM5-1	1SNA 296 115 R1400	333
165ETTM5TM5-2	1SNA 296 117 R1600	334
165LTTM5TM5	1SNA 216 110 R2200	331
165LTTM5TM5	1SNA 296 110 R2300	331
165LTTM5TM5-1	1SNA 296 111 R1000	331
165LTTM5TM5-1	1SNA 296 116 R1500	334
41HLSHVV	1SNA 180 065 R2500	429
41HLTVV	1SNA 180 064 R2400	429
50PLTVV	1SNA 050 000 R1100	126
61HICVV	1SNA 180 303 R0100	431
61NLTVV	1SNA 105 102 R2100	126
61NLTVV	1SNA 115 102 R1200	126
62HLTVV	1SNA 180 453 R2700	430
6E	1SNA 117 280 R2200	75
A		
ACD13-6	1SNA 113 135 R0000	341
ACD23-6	1SNA 118 005 R2700	341
ACPS-5	1SNA 117 263 R2400	126
AD2.5	1SNA 114 205 R2000	459
AJS9	1SNA 179 726 R0200	88
AJS9-1	1SNA 206 680 R1500	88
AJS9-2	1SNA 206 681 R0200	88
AJS9-3	1SNA 206 682 R0300	88
AJS9-4	1SNA 206 683 R0400	88
AJS9-5	1SNA 206 720 R1400	88
AL2	1SNA 163 043 R2100	458
AL2	1SNA 163 046 R2400	458
AL2	1SNA 163 070 R0000	458
AL2	1SNA 163 137 R1400	429
AL2	1SNA 164 654 R0300	126
AL2	1SNA 164 950 R0000	458
AL2	1SNA 167 319 R0600	458
AL2-4	1SNA 205 716 R0300	123
AL3	1SNA 163 261 R0000	458
AL4-M3	1SNA 206 721 R0100	458
AL4-M3-R1	1SNA 206 722 R0200	458
AL4-M4	1SNA 206 723 R0300	458
AMS 500	1SNA 360 000 R2400	472
AMS BLACK TIP 0.3	1SNA 360 122 R0600	472
AMS CLEANER FLUID	1SNA 360 155 R1700	472
AMS CLEANER KIT	1SNA 360 156 R1000	472
AMS COLOR TIP 0.3	1SNA 360 123 R0700	472
AMS INK CARTRIDGES	1SNA 360 150 R2600	472
AMS PEN 0.18	1SNA 360 103 R1400	472
AMS PEN 0.25	1SNA 360 100 R2500	472
AMS PEN 0.35	1SNA 360 101 R1200	472
AMS PEN 0.50	1SNA 360 104 R1500	472
AMS PEN 0.70	1SNA 360 105 R1600	472
AMS PEN 1.00	1SNA 360 106 R1700	472
ANT	1SNA 168 675 R1400	94
B		
BA4	1SNA 235 156 R2700	518
BA-50	1SBN 110 000 R1000	518
BADH	1SNA 116 900 R2700	445
BADL	1SNA 206 659 R2300	444
BADL	1SNA 399 903 R0200	444
BADRL	1SNA 199 420 R2100	446
BAEH	1SNA 116 934 R0400	445
BAH11	1SNA 164 659 R1000	429
BAH21	1SNA 167 489 R2200	394
BAH22	1SNA 164 655 R0400	393
BAH24	1SNA 168 355 R1300	380
BAM2	1SNA 206 351 R1600	444
BAM2	1SNA 296 351 R0000	444
BAM2	1SNA 399 967 R0100	444
BAMBT1	1SNA 105 593 R1500	126
BAMBT1	1SNA 116 593 R0700	126
BAMH	1SNA 114 836 R0000	445
BAMH	1SNA 194 836 R0100	445
BAR	1SNA 164 338 R0600	446
BAR	1SNA 164 519 R2400	446
BAT1	1SNA 163 301 R0100	438
BCPF	1SNA 178 072 R0500	299
BDA	1SNA 008 370 R2200	309
BDA	1SNA 167 054 R2000	309
BDA	1SNA 167 055 R2100	309
BDA	1SNA 167 056 R2200	309
BDA	1SNA 167 057 R2300	309
BDA	1SNA 167 058 R0400	309
BDA	1SNA 167 059 R0500	309
BDA	1SNA 167 060 R0200	309
BDA	1SNA 167 061 R2700	309
BDA	1SNA 167 062 R2000	309
BDA	1SNA 167 063 R2100	309
BDA	1SNA 167 064 R2200	309
BDA	1SNA 167 065 R2300	309
BDA	1SNA 167 066 R2400	309
BDA	1SNA 167 067 R2500	309
BDA	1SNA 167 068 R0600	309
BDA	1SNA 167 069 R0700	309
BDA	1SNA 167 070 R0400	309
BFAUTO	1SNA 299 486 R2400	77
BF5AUTO	1SNA 299 877 R0300	207
BJA5	1SNA 205 021 R2600	450
BJA5	1SNA 205 197 R2400	450
BJA6	1SNA 116 541 R1200	450
BJA6	1SNA 116 589 R1300	450
BJADO5.10	1SNA 205 963 R0300	452
BJADO5.2	1SNA 205 955 R0300	452
BJADO5.20	1SNA 205 973 R0500	452
BJADO5.3	1SNA 205 956 R0400	452
BJADO5.4	1SNA 205 957 R0500	452
BJADO5.5	1SNA 205 958 R1600	452
BJADO6.10	1SNA 205 982 R2700	452
BJADO6.2	1SNA 205 974 R0600	452
BJADO6.20	1SNA 205 992 R2100	452
BJADO6.3	1SNA 205 975 R0700	452
BJADO6.4	1SNA 205 976 R0000	452
BJADO6.5	1SNA 205 977 R0100	452
BJD6	1SNA 178 024 R2500	44
BJD6	1SNA 178 025 R2600	44
BJD6	1SNA 178 026 R2700	44
BJD6	1SNA 178 027 R2000	44
BJD6	1SNA 178 032 R2500	44
BJD6	1SNA 178 033 R2600	44
BJDL1.10.2	1SNA 291 472 R2500	141
BJDL1.10.3	1SNA 291 474 R2700	141
BJDL1.10.4	1SNA 291 476 R2100	141
BJDL1.10.5	1SNA 291 478 R0300	453
BJDL10.2	1SNA 291 322 R2600	181
BJDL10.3	1SNA 291 323 R2700	181
BJDL10.4	1SNA 291 324 R2000	181
BJDL10.5	1SNA 291 325 R2100	453
BJDL12.2	1SNA 399 563 R0400	143
BJDL16.2	1SNA 399 621 R0600	144
BJDL4.2	1SNA 291 642 R0600	147
BJDL5.10	1SNA 291 110 R2600	453
BJDL5.2	1SNA 291 102 R2300	136
BJDL5.3	1SNA 291 103 R2400	136
BJDL5.4	1SNA 291 104 R2500	136
BJDL5.5	1SNA 291 105 R2600	136
BJDL5.6	1SNA 291 106 R2700	136
BJDL5.7	1SNA 291 107 R2000	136
BJDL5.8	1SNA 291 108 R0100	136
BJDL5.9	1SNA 291 109 R0200	136
BJDL6.2	1SNA 291 128 R2400	138
BJDL6.3	1SNA 291 129 R2500	138
BJDL6.4	1SNA 291 194 R1700	138
BJDL6.5	1SNA 291 195 R1000	453
BJDL8.2	1SNA 291 122 R1600	140
BJDL8.3	1SNA 291 123 R1700	140
BJDL8.4	1SNA 291 144 R2400	140
BJDL8.5	1SNA 291 145 R2500	453
BJDP1	1SNA 179 623 R0300	451
BJDP2	1SNA 179 624 R0400	451
BJDP3	1SNA 179 625 R0500	451
BJDP4	1SNA 174 781 R2500	451
BJDP5	1SNA 174 782 R2600	451
BJDPL5.10	1SNA 291 480 R2200	453
BJDPL5.6	1SNA 291 150 R0600	453
BJDPL5.8	1SNA 291 160 R0000	453
BJDPL6.10	1SNA 291 482 R1000	453
BJDPL6.12	1SNA 399 613 R0600	453
BJDPL6.8	1SNA 291 170 R0200	453
BJDPL8.10	1SNA 291 484 R1200	453
BJE762.10	1SNA 290 453 R0500	296
BJE762.2	1SNA 290 451 R0300	296
BJE762.5	1SNA 290 452 R0400	296
BJH105	1SNA 163 503 R2400	394
BJH11	1SNA 164 562 R2700	455
BJH13	1SNA 163 556 R2000	455
BJH131	1SNA 163 468 R0000	455
BJH14	1SNA 173 438 R2400	455
BJH14	1SNA 173 439 R2500	455
BJH14	1SNA 173 441 R2700	455
BJH14	1SNA 173 449 R0700	455
BJH14	1SNA 173 451 R2100	455
BJH17	1SNA 163 475 R2700	455
BJH18	1SNA 173 452 R2200	455
BJH18	1SNA 173 453 R2300	455
BJH18	1SNA 173 454 R2400	455
BJH18	1SNA 173 460 R0600	455
BJH18	1SNA 173 461 R2300	455
BJH23	1SNA 163 476 R2000	455
BJH311	1SNA 163 479 R0300	400
BJH4	1SNA 163 216 R2300	429
BJH7	1SNA 168 486 R2000	455
BJH7	1SNA 168 487 R2100	455
BJH7	1SNA 168 490 R0000	455
BJH8	1SNA 168 356 R1400	455
BJH8	1SNA 168 456 R0100	455
BJH8	1SNA 168 457 R0200	455
BJH8	1SNA 168 458 R1300	455
BJH8	1SNA 168 459 R1400	455
BJH9	1SNA 168 357 R1500	455
BJH9	1SNA 168 460 R1100	455
BJH9	1SNA 168 461 R0600	455
BJH9	1SNA 168 462 R0700	455
BJH9	1SNA 168 463 R0000	455
BJHS	1SNA 179 781 R0200	454
BJHS	1SNA 179 782 R0300	454
BJHS	1SNA 206 539 R0300	454
BJHS-ENT7192	1SNA 178 803 R0000	454
BJHS-ENT7193	1SNA 178 802 R0700	454
BJM4	1SNA 205 735 R0600	123
BJM4	1SNA 205 736 R0700	123
BJM4	1SNA 205 737 R0000	123
BJM4	1SNA 205 738 R1100	123
BJM5D	1SNA 176 226 R2200	355
BJM5D	1SNA 176 227 R2300	355
BJM5D	1SNA 176 228 R0400	355
BJM5D	1SNA 176 229 R0500	355
BJM5D	1SNA 176 230 R0200	355
BJM6	1SNA 168 516 R2500	321
BJM6	1SNA 168 517 R2600	321
BJM6	1SNA 168 518 R0700	321
BJM6	1SNA 168 519 R0000	321
BJM6	1SNA 168 973 R0700	321
BJM62	1SNA 173 217 R2600	41
BJM62	1SNA 173 218 R0700	41
BJM62	1SNA 173 219 R0000	41
BJM62	1SNA 173 221 R2200	41
BJM62	1SNA 173 226 R2700	41
BJM62	1SNA 174 112 R1600	41
BJM62	1SNA 174 113 R1700	41
BJM62	1SNA 174 114 R1000	41
BJM62	1SNA 174 115 R1100	41
BJM65	1SNA 174 764 R0300	321
BJM65	1SNA 174 765 R0400	321
BJM65	1SNA 174 766 R0500	321
BJM65	1SNA 174 767 R0600	321
BJM65	1SNA 174 768 R1700	321
BJM65	1SNA 174 769 R1000	321
BJM6D	1SNA 173 515 R1100	355
BJM6D	1SNA 173 516 R1200	355
BJM6D	1SNA 173 517 R1300	355
BJM6D	1SNA 173 519 R2500	355
BJM6D	1SNA 173 520 R2200	355
BJM8	1SNA 168 520 R0500	99
BJM8	1SNA 168 521 R2200	99
BJM8	1SNA 168 522 R2300	99
BJM8	1SNA 168 523 R2400	99
BJM8	1SNA 168 974 R0000	99
BJMI10	1SNA 176 675 R0400	449
BJMI10	1SNA 176 676 R0500	449
BJMI10	1SNA 176 677 R0600	449
BJMI10	1SNA 176 678 R1700	449
BJMI10	1SNA 176 679 R1000	449
BJMI12	1SNA 179 626 R0600	449
BJMI12	1SNA 179 628 R1000	449
BJMI12	1SNA 179 629 R1100	449
BJMI12	1SNA 179 630 R1600	449
BJMI12	1SNA 179 631 R0300	449
BJMI16	1SNA 206 217 R0000	449
BJMI16	1SNA 206 218 R1100	449
BJMI16	1SNA 206 219 R1200	449
BJMI16	1SNA 206 220 R1700	449
BJMI16	1SNA 206 221 R0400	449
BJMI31.2	1SNA 206 053 R0700	31
BJMI31.3	1SNA 206 054 R0000	31
BJMI36.2	1SNA 206 126 R2500	32
BJMI36.3	1SNA 206 223 R0600	32
BJMI5	1SNA 176 278 R1600	449
BJMI5	1SNA 176 279 R1700	449
BJMI5	1SNA 176 280 R0500	449
BJMI5	1SNA 176 281 R2200	449
BJMI5	1SNA 176 282 R2300	449
BJMI5D	1SNA 176 736 R2100	449
BJMI5D	1SNA 176 737 R2200	449
BJMI5D	1SNA 176 738 R0300	449
BJMI5D	1SNA 176 739 R0400	449
BJMI5D	1SNA 176 740 R1100	449
BJMI5DR	1SNA 176 704 R0200	124
BJMI5DR	1SNA 176 705 R0300	124
BJMI5DR	1SNA 176 706 R0400	124
BJMI5DR	1SNA 176 707 R0500	124
BJMI5DR	1SNA 176 708 R1600	124
BJMI6	1SNA 176 663 R0000	449
BJMI6	1SNA 176 664 R0100	449
BJMI6	1SNA 176 665 R0200	449

Index
Classification by types

Types	Part numbers	Pages
BJMI6	1SNA 176 666 R0300	449
BJMI6	1SNA 176 667 R0400	449
BJMI6D	1SNA 179 668 R2000	449
BJMI6D	1SNA 179 669 R2100	449
BJMI6D	1SNA 179 670 R2600	449
BJMI6D	1SNA 179 671 R1300	449
BJMI6D	1SNA 179 672 R1400	449
BJMI8	1SNA 176 669 R1600	449
BJMI8	1SNA 176 670 R1300	449
BJMI8	1SNA 176 671 R0000	449
BJMI8	1SNA 176 672 R0100	449
BJMI8	1SNA 176 673 R0200	449
BJP10	1SNA 174 451 R2200	460
BJP6	1SNA 174 413 R1400	460
BJP61	1SNA 167 225 R2000	460
BJP8	1SNA 174 448 R0700	460
BJP82	1SNA 163 169 R0400	39
BJPD6	1SNA 173 223 R2400	460
BJS10	1SNA 163 181 R1100	112
BJS10	1SNA 164 585 R1700	112
BJS10	1SNA 164 586 R1000	112
BJS10	1SNA 164 587 R1100	112
BJS10	1SNA 164 588 R2200	112
BJS10	1SNA 168 273 R1100	112
BJS10	1SNA 177 654 R0000	450
BJS12	1SNA 177 653 R0700	450
BJS12.5	1SNA 174 393 R2000	328
BJS12.5	1SNA 174 394 R2100	328
BJS12.5	1SNA 174 395 R2200	328
BJS12.5	1SNA 174 396 R2300	450
BJS13	1SNA 167 224 R2700	450
BJS131	1SNA 175 991 R1100	450
BJS16	1SNA 168 238 R1600	450
BJS22	1SNA 173 319 R0400	450
BJS24	1SNA 167 856 R2100	450
BJS261	1SNA 177 511 R1100	450
BJS27	1SNA 205 772 R1300	274
BJS27	1SNA 205 773 R1400	274
BJS32	1SNA 205 774 R1500	274
BJS32	1SNA 205 775 R1600	274
BJS42	1SNA 205 776 R1700	275
BJS42	1SNA 205 777 R1000	275
BJS5	1SNA 177 652 R0600	450
BJS5.08	1SNA 177 872 R2300	288
BJS551	1SNA 205 778 R2100	276
BJS551	1SNA 205 779 R2200	276
BJS5D	1SNA 177 651 R0500	450
BJS6	1SNA 164 573 R2200	111
BJS6	1SNA 164 574 R2300	111
BJS6	1SNA 164 575 R2400	111
BJS6	1SNA 164 576 R2500	111
BJS6	1SNA 164 736 R2500	111
BJS6	1SNA 174 784 R2000	450
BJS61	1SNA 168 481 R2300	455
BJS61	1SNA 168 482 R2400	455
BJS61	1SNA 168 483 R2500	455
BJS61	1SNA 168 484 R2600	455
BJS61	1SNA 168 485 R2700	450
BJS62D	1SNA 167 601 R0200	450
BJS8	1SNA 164 581 R1300	84
BJS8	1SNA 164 582 R1400	84
BJS8	1SNA 164 583 R1500	84
BJS8	1SNA 164 737 R2600	84
BJS8	1SNA 174 788 R0400	88
BJS8	1SNA 174 789 R0500	450
BJS9.5	1SNA 173 815 R1600	328
BJS9.5	1SNA 173 816 R1700	328
BJS9.5	1SNA 173 817 R1000	328
BJS9.5	1SNA 173 818 R2100	328
BJS9.5	1SNA 173 819 R2200	450
BNC62	1SNA 116 853 R1300	77
BNC62	1SNA 196 853 R1400	77
BNCT82	1SNA 116 926 R0400	77
BNCT82	1SNA 196 926 R0500	77
BNF5	1SNA 113 795 R1600	77
BNF52	1SNA 105 133 R1700	79
BNF52	1SNA 116 924 R0200	77
BNF52	1SNA 196 924 R0300	77
BNF652	1SNA 116 998 R1500	77
BNF652	1SNA 196 998 R1600	77
BNF652D	1SNA 116 999 R1600	77
BNF652D	1SNA 196 999 R1700	207
BNF652D1	1SNA 116 966 R1400	77
BNF652D1	1SNA 196 966 R1500	207
BNF652L	1SNA 116 967 R1500	77
BNF652L	1SNA 196 967 R1600	207
BNFA8	1SNA 116 852 R1200	81
BNHD.S	1SNA 168 957 R0700	390
BNHD.VS	1SNA 168 621 R0600	390
BNS.D5	1SNA 295 381 R2600	207
BNS5	1SNA 116 702 R2400	77
BNS5	1SNA 196 702 R2500	77
BNS6	1SNA 113 240 R0500	77
BNS6DD1	1SNA 103 273 R0100	82
BNS6DG1	1SNA 103 275 R0300	82
BNS6DG1	1SNA 400 146 R0000	78
BNS8	1SNA 113 794 R1500	77
BNSTP1	1SNA 196 792 R1700	460
BNSTP1	1SNA 196 793 R1000	84
BNSTP2	1SNA 196 789 R2400	84
BNSTP2	1SNA 196 790 R2100	84
BNSV6	1SNA 114 348 R0600	77
BNSV62	1SNA 116 854 R1400	77
BNSV62	1SNA 196 854 R1500	77
BNSV62-1	1SNA 400 142 R0400	413
BNSV8	1SNA 114 349 R0700	77
BNSV82	1SNA 116 927 R0500	77
BNSV82	1SNA 196 927 R0600	77
BNT1	1SNA 199 135 R1700	86
BNT2	1SNA 114 329 R2300	86
BNT3	1SNA 199 136 R1000	86
BO 16/5	1SNA 356 201 R1600	344
BO 16/5	1SNA 356 202 R1700	344
BO 16/5	1SNA 356 203 R1000	344
BO05	1SNA 177 849 R0400	288
BO3	1SNA 164 406 R2400	50
BO318	1SNA 205 175 R0500	339
BP8.A4	1SNA 173 888 R2000	460
BRC	1SNA 173 906 R2200	86
BRC	1SNA 173 907 R2300	86
BRC	1SNA 173 908 R0400	86
BRC	1SNA 174 558 R0500	86
BRC	1SNA 174 601 R0100	86
BRT115A	1SNA 356 209 R2600	346
BRT125A	1SNA 179 535 R2300	347
BRT160A	1SNA 179 892 R2200	347
BRT175A	1SNA 356 210 R2100	346
BRT80A	1SNA 179 534 R2200	347
BRTC125A	1SNA 356 211 R0700	346
BRU125A	1SNA 356 204 R1100	344
BRU160A	1SNA 356 200 R2100	344
BRU175	1SNA 356 212 R0000	345
BRU250A	1SNA 179 657 R1500	345
BRU250ALU	1SNA 356 207 R1400	345
BRU400A	1SNA 179 650 R2200	345
BRU80A	1SNA 356 208 R2500	344
C		
CACHE	1SNA 103 819 R2500	450
CACHE	1SNA 116 508 R2200	450
CACHE	1SNA 119 847 R2000	450
CBD1	1SNA 179 634 R0600	460
CBD2	1SNA 179 635 R0700	460
CBD2S	1SNA 178 408 R1400	460
CBD5	1SNA 167 674 R0200	127
CBD5.2L	1SNA 291 077 R2400	460
CBEP5	1SNA 163 001 R2000	431
CBH	1SNA 163 678 R1200	429
CBM5	1SNA 178 745 R1400	460
CBM5D	1SNA 173 530 R2400	460
CBM8	1SNA 178 746 R1500	460
CC-DS-VL	1SNA 166 500 R0000	93
CEADO.5	1SNA 399 345 R1100	457
CEADO.6	1SNA 399 346 R1200	457
CEADO.7	1SNA 399 347 R1300	457
CEADO.8	1SNA 399 348 R2400	457
CEADOE	1SNA 399 341 R1500	457
CEL1.5	1SNA 400 262 R1400	456
CEL1.6	1SNA 400 263 R1500	456
CEL1.8	1SNA 400 264 R1600	456
CEL1.E	1SNA 400 265 R1700	456
CEL2.5	1SNA 400 258 R2000	456
CEL2.E	1SNA 400 261 R1300	456
CEV10.10	1SNA 115 652 R2000	456
CEV6.1	1SNA 115 544 R1400	456
CEV6.10	1SNA 115 573 R1100	456
CEV8.10	1SNA 115 574 R1200	456
CEX	1SNA 235 144 R2300	475
CF	1SNA 115 075 R1100	309
CF	1SNA 115 076 R1200	309
CF	1SNA 115 077 R1300	309
CF	1SNA 115 079 R2500	309
CF	1SNA 115 080 R1300	309
CF4/10	1SNA 115 050 R2400	313
CF4/10	1SNA 115 051 R1100	313
CF4/5	1SNA 115 028 R1200	313
CF4/5	1SNA 115 029 R1300	313
CFP	1SNA 105 008 R0600	309
CFP	1SNA 105 009 R0700	309
CFP	1SNA 105 010 R2300	309
CFP	1SNA 105 018 R2700	309
CFP	1SNA 105 019 R2000	309
CN	1SNA 173 582 R1500	103
CN5	1SNA 179 371 R1600	94
COC1	1SNA 299 777 R1600	288
COCE	1SNA 199 321 R2100	296
COCF	1SNA 199 320 R0400	299
COCF 32	1SNA 173 660 R1600	288
COR-C-1	1SNA 166 638 R0500	93
COR-T-2	1SNA 166 786 R2200	93
CPBP1	1SNA 399 788 R1600	31
CPBP2	1SNA 399 787 R0500	32
CPC24	1SNA 235 145 R2400	475
CPCI	1SNA 114 353 R2300	310
CPCI	1SNA 114 354 R2400	310
CPCI	1SNA 114 356 R2600	310
CPCI	1SNA 114 358 R0000	310
CPCI	1SNA 114 359 R0100	310
CPCI	1SNA 114 361 R2300	310
CPCI	1SNA 114 375 R2100	310
CPCI	1SNA 114 377 R2300	310
CPCI	1SNA 114 380 R2300	310
CPCI	1SNA 114 381 R1000	310
CPCI	1SNA 114 383 R1200	310
CPCI	1SNA 114 385 R1400	310
CPCI	1SNA 114 390 R2500	310
CPCI	1SNA 114 401 R1500	310
CPCI	1SNA 114 404 R1000	310
CPCI	1SNA 114 427 R0600	310
CPCP4	1SNA 114 432 R0300	310
CPCP5	1SNA 114 431 R0200	310
CPCP6	1SNA 114 430 R1500	310
CPE43	1SNA 280 092 R2500	329
CPE80	1SNA 280 093 R2600	331
CPF5,08	1SNA 199 323 R2300	288
CPFT2/10	1SNA 094 310 R2400	299
CPFT2/11	1SNA 094 311 R1100	299
CPFT2/12	1SNA 094 312 R1200	299
CPFT2/13	1SNA 094 313 R1300	299
CPFT2/14	1SNA 094 314 R1400	299
CPFT2/15	1SNA 094 315 R1500	299
CPFT2/2	1SNA 094 302 R2100	299
CPFT2/3	1SNA 094 303 R2200	299
CPFT2/4	1SNA 094 304 R2300	299
CPFT2/5	1SNA 094 305 R2400	299
CPFT2/6	1SNA 094 306 R2500	299
CPFT2/7	1SNA 094 307 R2600	299
CPFT2/8	1SNA 094 308 R0700	299
CPFT2/9	1SNA 094 309 R0000	299
CPFT2/R-10	1SNA 094 360 R0600	299
CPFT2/R-11	1SNA 094 361 R2300	299
CPFT2/R-12	1SNA 094 362 R2400	299
CPFT2/R-13	1SNA 094 363 R2500	299
CPFT2/R-14	1SNA 094 364 R2600	299
CPFT2/R-15	1SNA 094 365 R2700	299
CPFT2/R-2	1SNA 094 352 R2200	299
CPFT2/R-3	1SNA 094 353 R2300	299
CPFT2/R-4	1SNA 094 354 R2400	299
CPFT2/R-5	1SNA 094 355 R2500	299
CPFT2/R-6	1SNA 094 356 R2600	299
CPFT2/R-7	1SNA 094 357 R2700	299
CPFT2/R-8	1SNA 094 358 R0000	299
CPFT2/R-9	1SNA 094 359 R0100	299
CPM	1SNA 187 312 R1400	515
CPM	1SNA 197 312 R1600	515
CPM	1SNA 199 405 R2700	394
CPP261	1SNA 168 202 R1300	280
CPP262	1SNA 168 201 R1200	280
CPP263	1SNA 163 403 R2000	280
CPP311	1SNA 168 204 R1500	280
CPP312	1SNA 168 203 R1400	280
CPP313	1SNA 163 409 R0600	280
CPP351	1SNA 168 206 R1700	281
CPP352	1SNA 168 205 R1600	281
CPP353	1SNA 163 418 R2600	281
CPP421	1SNA 168 208 R2100	281
CPP422	1SNA 168 207 R1000	281
CPP423	1SNA 163 424 R1400	281
CPUF120	1SNA 190 018 R2000	275
CPUF185	1SNA 190 019 R2100	276
CPUF35	1SNA 190 016 R1600	274
CPUF70	1SNA 190 017 R1700	274
CPV1-2	1SNA 176 816 R1200	448
CPV3	1SNA 176 817 R1300	448
CPV4-5	1SNA 176 791 R2100	448
CVABM	1SNA 183 436 R0500	86
CVABM1	1SNA 116 783 R1500	87
D		
D1.5/4.2L	1SNA 290 371 R1200	147
D1.5/4.2L	1SNA 290 372 R1300	147
D1.5/4.2L.2L	1SNA 290 391 R0700	148
D1.5/4.4L	1SNA 290 381 R0500	147
D1.5/4.4L	1SNA 290 382 R0600	147
D1.5/4.N.2L	1SNA 290 373 R1400	147
D1.5/4.N.4L	1SNA 290 383 R0700	147

Index
Classification by types

Types	Part numbers	Pages
D1.5/4.P.2L	1SNA 290 379 R2200	171
D1.5/4.P.4L	1SNA 290 389 R1500	171
D1.5/5.ADO.NF	1SNA 400 315 R0100	409
D1.5/6.ADO	1SNA 199 051 R2600	232
D1.5/6.ADO	1SNA 199 052 R2700	232
D1.5/6.ADO	1SNA 199 056 R2300	232
D1.5/6.ADO	1SNA 199 080 R2000	232
D1.5/6.ADO	1SNA 199 081 R1500	232
D1.5/6.ADO	1SNA 199 082 R1600	232
D1.5/6.ADO	1SNA 199 083 R1700	232
D1.5/6.ADO.1	1SNA 199 055 R2200	233
D1.5/6.ADO.1.NF	1SNA 400 281 R0000	410
D1.5/6.ADO.2	1SNA 199 057 R2400	233
D1.5/6.ADO.4	1SNA 199 090 R2200	233
D1.5/6.ADO.C	1SNA 199 085 R1100	233
D1.5/6.ADO.D1	1SNA 199 248 R1000	257
D1.5/6.ADO.D1.NF	1SNA 400 291 R0200	414
D1.5/6.ADO.D2	1SNA 199 249 R1100	257
D1.5/6.ADO.D2.NF	1SNA 399 916 R2600	414
D1.5/6.ADO.Ex	1SNA 146 036 R1100	371
D1.5/6.ADO.Ex	1SNA 146 287 R2200	371
D1.5/6.ADO.NF	1SNA 399 730 R1700	410
D1.5/6.D2.ADO	1SNA 199 480 R2600	238
D1.5/6.D2.ADO	1SNA 199 481 R1300	238
D1.5/6.D2.ADO.1	1SNA 199 494 R1000	239
D1.5/6.D2.ADO.Ex	1SNA 146 062 R2300	373
D1.5/6.D2.ADO.NF	1SNA 399 742 R1700	412
D1.5/6.D2.N.ADO	1SNA 199 482 R1400	238
D1.5/6.D2.N.ADO.Ex	1SNA 146 063 R2400	373
D1.5/6.N.ADO	1SNA 199 053 R2000	232
D1.5/6.N.ADO.Ex	1SNA 146 037 R1200	371
D1.5/6.NT.ADO	1SNA 399 792 R0200	244
D1.5/6.P.ADO	1SNA 199 098 R2600	245
D1.5/6.P.ADO.Ex	1SNA 146 040 R0100	371
D1.5/6.S.ADO	1SNA 199 142 R2600	251
D1.5/6.S.ADO.NF	1SNA 400 083 R2500	413
D1.5/6.SNT2.ADO	1SNA 199 144 R2000	247
D1.5/6.SNT2.ADO	1SNA 199 145 R2100	247
D1.5/6.SNT2.ADO	1SNA 199 591 R1100	247
D1.5/6.SNT23.ADO	1SNA 199 146 R2200	247
D1.5/7.2ADO-CPE	1SNA 290 487 R2000	296
D1.5/7.2ADO-CPE.NF	1SNA 400 154 R0000	415
D1.5/7.ADO-CPE	1SNA 290 486 R2700	296
D1.5/7.ADO-CPE.NF	1SNA 400 153 R0700	415
D1.5/8.SFD1T.ADO	1SNA 199 213 R2500	253
D1.5/8.SFDT.ADO	1SNA 199 212 R2400	253
D1.5/8.SFLT.ADO	1SNA 199 211 R2300	253
D1.5/8.SFT.ADO	1SNA 199 208 R1100	253
D1.5/8.SFT.ADO	1SNA 199 209 R1200	253
D1.5/8.SNNT.ADO	1SNA 199 210 R0600	255
D1/5.ADO	1SNA 199 563 R2400	230
D1/5.ADO	1SNA 199 564 R2500	230
D1/5.ADO	1SNA 199 566 R2700	230
D1/5.ADO	1SNA 199 567 R2000	230
D1/5.ADO	1SNA 199 568 R0100	230
D1/5.ADO	1SNA 199 569 R0200	230
D1/5.ADO	1SNA 199 570 R0700	230
D1/5.ADO.1	1SNA 199 571 R2400	231
D1/5.ADO.Ex	1SNA 146 069 R0200	371
D1/5.C2.ADO	1SNA 399 686 R0000	240
D1/5.C2.ADO.L	1SNA 399 687 R0100	240
D1/5.C2.ADO.L	1SNA 399 688 R1200	240
D1/5.C3.ADO	1SNA 399 689 R1300	241
D1/5.C3.ADO.L	1SNA 399 690 R1000	241
D1/5.C3.ADO.L	1SNA 399 691 R0500	241
D1/5.C4.ADO	1SNA 399 692 R0600	242
D1/5.C4.ADO.L	1SNA 399 693 R0700	242
D1/5.C4.ADO.L	1SNA 399 694 R0000	242
D1/5.D2.ADO	1SNA 399 896 R2300	237
D1/5.D2.N.ADO	1SNA 399 897 R2400	237
D1/5.N.ADO	1SNA 199 565 R2600	230
D1/5.N.ADO.Ex	1SNA 146 070 R0700	371
D1/5.P.ADO	1SNA 399 031 R2200	245
D1/5.P.ADO.Ex	1SNA 146 075 R2000	371
D1/5.S.ADO	1SNA 399 235 R0300	250
D1/5.SFAT2.ADO	1SNA 399 241 R1100	252
D1/5.SFAT2.ADO	1SNA 399 242 R1200	252
D1/5.SFAT23.ADO	1SNA 399 243 R1300	252
D1/5.SNT2.ADO	1SNA 399 231 R0700	246
D1/5.SNT2.ADO	1SNA 399 232 R0000	246
D1/5.SNT23.ADO	1SNA 399 233 R0100	246
D10/10.1.2L	1SNA 290 301 R1500	142
D10/10.1.2L	1SNA 290 302 R1600	142
D10/10.1.N.2L	1SNA 290 303 R1700	142
D10/10.1.P.2L	1SNA 290 309 R2500	169
D10/10.2L	1SNA 290 291 R0300	141
D10/10.2L	1SNA 290 292 R0400	141
D10/10.2L	1SNA 290 294 R0600	141
D10/10.2L	1SNA 290 296 R0000	141
D10/10.2L	1SNA 290 297 R0100	141
D10/10.2L.Ex	1SNA 146 118 R2000	366
D10/10.3L	1SNA 290 423 R2700	142
D10/10.3L	1SNA 290 425 R2100	142
D10/10.N.2L	1SNA 290 293 R0500	141
D10/10.N.2L.Ex	1SNA 146 120 R2600	366
D10/10.N.3L	1SNA 290 424 R2000	142
D10/10.NT.L	1SNA 399 591 R2100	166
D10/10.P.2L	1SNA 290 299 R1300	169
D10/10.P.2L.Ex	1SNA 146 122 R1400	366
D10/10.P.3L	1SNA 290 427 R2300	169
D120/42.AF	1SNA 190 008 R0700	278
D120/42.FF	1SNA 190 003 R2200	275
D120/42.FF	1SNA 190 035 R1100	275
D120/42.FF.Ex	1SNA 146 304 R0300	359
D120/42.FF.Ex	1SNA 146 309 R1000	359
D150/31.D10	1SNA 399 715 R0400	31
D150/31.D10.N	1SNA 399 717 R0600	31
D16/12.2L	1SNA 399 581 R2700	143
D16/12.2L	1SNA 400 178 R1000	143
D16/12.2L	1SNA 400 179 R1100	143
D16/12.2L	1SNA 400 180 R0700	143
D16/12.2L.Ex	1SNA 146 130 R2000	366
D16/12.3L	1SNA 290 428 R0400	143
D16/12.3L	1SNA 290 430 R0200	143
D16/12.N.2L	1SNA 399 582 R2000	143
D16/12.N.2L.Ex	1SNA 146 132 R1600	366
D16/12.N.3L	1SNA 290 429 R0500	143
D16/12.NT.L	1SNA 399 889 R0400	167
D16/12.P.2L	1SNA 399 584 R2200	169
D16/12.P.2L.Ex	1SNA 146 134 R1000	366
D16/12.P.3L	1SNA 290 432 R2000	170
D16/12.PEN.2L	1SNA 399 631 R0000	170
D185/55.AF	1SNA 190 009 R0000	278
D185/55.FF	1SNA 190 004 R2300	276
D185/55.FF	1SNA 190 036 R1200	276
D185/55.FF.Ex	1SNA 146 305 R0400	360
D185/55.FF.Ex	1SNA 146 310 R0400	360
D2.5/5.2L	1SNA 290 021 R2700	136
D2.5/5.2L	1SNA 290 022 R2000	136
D2.5/5.2L	1SNA 290 024 R2200	136
D2.5/5.2L	1SNA 290 025 R2300	136
D2.5/5.2L	1SNA 290 026 R2400	136
D2.5/5.2L	1SNA 290 027 R2500	136
D2.5/5.2L	1SNA 290 028 R0600	136
D2.5/5.2L	1SNA 290 464 R0000	136
D2.5/5.2L	1SNA 290 465 R0100	136
D2.5/5.2L.2L	1SNA 290 001 R0400	138
D2.5/5.2L.2L	1SNA 290 002 R0500	138
D2.5/5.2L.2L.Ex	1SNA 146 047 R2400	365
D2.5/5.2L.Ex	1SNA 146 053 R2200	363
D2.5/5.3L	1SNA 290 031 R2100	137
D2.5/5.3L	1SNA 290 032 R2200	137
D2.5/5.3L	1SNA 290 034 R2400	137
D2.5/5.3L	1SNA 290 035 R2500	137
D2.5/5.3L	1SNA 290 036 R2600	137
D2.5/5.3L	1SNA 290 037 R2700	137
D2.5/5.3L	1SNA 290 038 R0000	137
D2.5/5.3L.Ex	1SNA 146 055 R2400	363
D2.5/5.4L	1SNA 290 011 R2500	137
D2.5/5.4L	1SNA 290 012 R2600	137
D2.5/5.4L	1SNA 290 014 R2000	137
D2.5/5.4L	1SNA 290 015 R2100	137
D2.5/5.4L	1SNA 290 016 R2200	137
D2.5/5.4L	1SNA 290 017 R2300	137
D2.5/5.4L	1SNA 290 018 R0400	137
D2.5/5.4L.Ex	1SNA 146 049 R0600	363
D2.5/5.A.L.L	1SNA 290 348 R2300	156
D2.5/5.A.L.L	1SNA 290 402 R0300	156
D2.5/5.A.LL.L	1SNA 290 342 R1500	155
D2.5/5.A.LLP.L	1SNA 290 340 R2700	154
D2.5/5.A.N.L	1SNA 290 346 R1100	156
D2.5/5.A.NL.L	1SNA 290 344 R1700	155
D2.5/5.A.NLP.L	1SNA 290 338 R1100	154
D2.5/5.A.NTLP.L	1SNA 290 336 R0700	153
D2.5/5.ADO	1SNA 199 554 R2300	190
D2.5/5.ADO	1SNA 199 555 R2400	190
D2.5/5.ADO	1SNA 199 557 R2600	190
D2.5/5.ADO	1SNA 199 558 R0700	190
D2.5/5.ADO	1SNA 199 559 R0000	190
D2.5/5.ADO	1SNA 199 560 R0500	190
D2.5/5.ADO	1SNA 199 561 R2200	190
D2.5/5.ADO.1	1SNA 199 562 R2300	191
D2.5/5.ADO.Ex	1SNA 146 071 R2400	368
D2.5/5.ADO.Ex	1SNA 146 413 R1000	368
D2.5/5.C3.L	1SNA 290 350 R2100	151
D2.5/5.C3.L.L	1SNA 290 352 R1700	151
D2.5/5.C3.L.L	1SNA 290 369 R2000	151
D2.5/5.C4.L	1SNA 290 354 R1100	152
D2.5/5.C4.L.L	1SNA 290 356 R1300	152
D2.5/5.C4.L.L	1SNA 290 400 R1500	152
D2.5/5.D2.ADO	1SNA 399 898 R0500	197
D2.5/5.D2.L	1SNA 290 161 R0000	145
D2.5/5.D2.N.ADO	1SNA 399 899 R0600	197
D2.5/5.D2.N.L	1SNA 290 163 R0200	145
D2.5/5.DD.L	1SNA 290 164 R0300	179
D2.5/5.DD1.L	1SNA 290 165 R0400	179
D2.5/5.DE.L	1SNA 290 191 R2700	177
D2.5/5.DE1.D.L	1SNA 290 182 R2600	179
D2.5/5.DE1.L	1SNA 290 181 R2500	177
D2.5/5.DE2.D2.L	1SNA 290 188 R0400	179
D2.5/5.DE2.L	1SNA 290 186 R2200	178
D2.5/5.DL.L	1SNA 290 166 R0500	178
D2.5/5.DL1.L	1SNA 290 167 R0600	178
D2.5/5.I.3L	1SNA 399 068 R1700	146
D2.5/5.I.3L	1SNA 399 260 R2000	146
D2.5/5.I.3L	1SNA 400 219 R1100	146
D2.5/5.I.3L.Ex	1SNA 146 352 R0200	364
D2.5/5.I.4L	1SNA 399 071 R0200	146
D2.5/5.I.4L	1SNA 399 270 R2200	146
D2.5/5.I.N.3L	1SNA 399 067 R0600	146
D2.5/5.I.N.4L	1SNA 399 070 R1500	146
D2.5/5.I.P.3L	1SNA 399 072 R0300	171
D2.5/5.I.P.4L	1SNA 399 073 R0400	171
D2.5/5.L.L	1SNA 290 334 R0500	160
D2.5/5.L.L	1SNA 290 401 R0200	160
D2.5/5.LL.L	1SNA 290 328 R1700	159
D2.5/5.LLP.L	1SNA 290 326 R0500	158
D2.5/5.N.2L	1SNA 290 023 R2100	136
D2.5/5.N.2L.2L	1SNA 290 003 R0600	138
D2.5/5.N.2L.2L.Ex	1SNA 146 048 R0500	365
D2.5/5.N.2L.Ex	1SNA 146 052 R2100	363
D2.5/5.N.3L	1SNA 290 033 R2300	137
D2.5/5.N.3L.Ex	1SNA 146 056 R2500	363
D2.5/5.N.4L	1SNA 290 013 R2700	137
D2.5/5.N.4L.Ex	1SNA 146 050 R0300	363
D2.5/5.N.ADO	1SNA 199 556 R2500	190
D2.5/5.N.ADO.Ex	1SNA 146 072 R2500	368
D2.5/5.N.L	1SNA 290 332 R0300	160
D2.5/5.NL.L	1SNA 290 330 R1500	159
D2.5/5.NLP.L	1SNA 290 324 R0300	158
D2.5/5.NT.L	1SNA 290 045 R0700	164
D2.5/5.NTLP.L	1SNA 290 322 R0100	157
D2.5/5.P	1SNA 165 909 R0500	61
D2.5/5.P.2L	1SNA 290 029 R0700	168
D2.5/5.P.2L.Ex	1SNA 146 054 R2300	363
D2.5/5.P.3L	1SNA 290 039 R0100	168
D2.5/5.P.3L.Ex	1SNA 146 057 R2600	363
D2.5/5.P.4L	1SNA 290 019 R0500	168
D2.5/5.P.4L.Ex	1SNA 146 051 R2000	363
D2.5/5.P.ADO	1SNA 399 030 R0500	203
D2.5/5.P.ADO.Ex	1SNA 146 074 R2700	368
D2.5/5.S.ADO	1SNA 399 234 R0200	208
D2.5/5.SB.2L	1SNA 290 071 R0100	174
D2.5/5.SB.4L	1SNA 290 151 R0600	174
D2.5/5.SFA.ADO	1SNA 399 236 R0400	210
D2.5/5.SFA.ADO	1SNA 399 237 R0500	210
D2.5/5.SFAT2.ADO	1SNA 399 238 R1600	210
D2.5/5.SFAT23.ADO	1SNA 399 239 R1700	210
D2.5/5.SN.ADO	1SNA 399 226 R0200	204
D2.5/5.SN.ADO	1SNA 399 227 R0300	204
D2.5/5.SNB.2L	1SNA 290 051 R0500	173
D2.5/5.SNB.2L	1SNA 290 052 R0600	173
D2.5/5.SNB.4L	1SNA 290 141 R0400	173
D2.5/5.SNB.4L	1SNA 290 142 R0500	173
D2.5/5.SNBT.2L	1SNA 290 041 R0300	172
D2.5/5.SNBT.2L	1SNA 290 042 R0400	172
D2.5/5.SNBT.2L	1SNA 290 044 R0600	172
D2.5/5.SNBT.4L	1SNA 290 131 R2200	172
D2.5/5.SNBT.4L	1SNA 290 132 R2300	172
D2.5/5.SNBT.N.4L	1SNA 290 134 R2500	172
D2.5/5.SNT2.ADO	1SNA 399 228 R1400	204
D2.5/5.SNT2.ADO	1SNA 399 229 R1500	204
D2.5/5.SNT23.ADO	1SNA 399 230 R1200	204
D2.5/5.T1.L	1SNA 290 457 R0100	149
D2.5/5.T1.P.L	1SNA 290 459 R1300	150
D2.5/5.T3.L	1SNA 290 456 R0000	149
D2.5/5.T3.P.L	1SNA 290 458 R1200	150
D2.5/6.D	1SNA 115 542 R1200	44
D2.5/6.DA	1SNA 115 541 R1100	46
D2.5/6.DA.Ex	1SNA 146 098 R2000	356
D2.5/6.DA.N	1SNA 125 541 R1300	46
D2.5/6.DA.N.Ex	1SNA 146 104 R2300	356
D2.5/6.DAL	1SNA 115 535 R0300	46
D2.5/6.DAL1	1SNA 115 536 R0400	47
D2.5/6.DAL2	1SNA 115 547 R1700	47
D2.5/6.DL	1SNA 115 537 R0500	44
D2.5/6.DL1	1SNA 115 538 R1600	45
D2.5/6.DP1	1SNA 115 645 R2100	48
D2.5/6.DPA1	1SNA 115 643 R2700	49
D2.5/6.DPAL1	1SNA 115 642 R2600	49
D2.5/6.DPL1	1SNA 115 644 R2000	48
D2.5/7.2ADO.H-CPE.NF	1SNA 400 267 R1100	419
D2.5/7.2ADO-CPE	1SNA 290 484 R2500	297
D2.5/7.2ADO-CPE.NF	1SNA 400 062 R0700	416
D2.5/7.2ADO-CPE.NF1	1SNA 400 157 R0300	417
D2.5/7.2CPE	1SNA 400 703 R1700	420

Index
Classification by types

Types	Part numbers	Pages
D2.5/7.ADO-CPE	1SNA 290 483 R2400	297
D2.5/7.ADO-CPE.NF	1SNA 400 061 R0600	416
D2.5/7.ADO-CPE.NF1	1SNA 400 156 R0200	417
D2.5/7.CPE.CPE	1SNA 400 704 R1000	420
D2.5/8.ADO	1SNA 199 059 R0600	234
D2.5/8.ADO	1SNA 199 060 R0300	234
D2.5/8.ADO	1SNA 199 087 R1300	234
D2.5/8.ADO	1SNA 199 088 R2400	234
D2.5/8.ADO	1SNA 199 089 R2500	234
D2.5/8.ADO	1SNA 199 148 R0400	234
D2.5/8.ADO.1	1SNA 199 063 R2200	235
D2.5/8.ADO.1.NF	1SNA 400 282 R0100	410
D2.5/8.ADO.2	1SNA 199 160 R0400	235
D2.5/8.ADO.4	1SNA 199 162 R2200	235
D2.5/8.ADO.C	1SNA 199 161 R2100	235
D2.5/8.ADO.Ex	1SNA 146 038 R2300	372
D2.5/8.ADO.Ex	1SNA 146 144 R2200	372
D2.5/8.ADO.NF	1SNA 399 736 R0100	410
D2.5/8.ADO.NF1	1SNA 399 749 R2600	411
D2.5/8.N.ADO	1SNA 199 061 R2000	234
D2.5/8.N.ADO	1SNA 199 092 R1000	234
D2.5/8.N.ADO.Ex	1SNA 146 039 R2400	372
D2.5/8.NT.ADO	1SNA 399 793 R0300	244
D2.5/8.P.ADO	1SNA 199 091 R1700	245
D2.5/8.P.ADO.Ex	1SNA 146 041 R2600	372
D2.5/8.S.ADO	1SNA 199 163 R2300	251
D2.5/8.S.ADO	1SNA 199 164 R2400	251
D2.5/8.S.ADO.NF	1SNA 399 752 R1100	413
D2.5/8.SFD1T.2L	1SNA 290 095 R2200	175
D2.5/8.SFD1T.ADO2	1SNA 199 189 R2600	254
D2.5/8.SFDT.2L	1SNA 290 094 R2100	175
D2.5/8.SFDT.ADO2	1SNA 199 188 R2500	254
D2.5/8.SFLT.2L	1SNA 290 093 R2000	175
D2.5/8.SFLT.ADO2	1SNA 199 187 R1400	254
D2.5/8.SFT.2L	1SNA 290 091 R2600	175
D2.5/8.SFT.2L	1SNA 290 092 R2700	175
D2.5/8.SFT.ADO2	1SNA 199 184 R1100	254
D2.5/8.SFT.ADO2	1SNA 199 185 R1200	254
D2.5/8.SNNT.ADO2	1SNA 199 186 R1300	256
D2.5/8.SNT.2L	1SNA 290 097 R2400	176
D2.5/8.SNT2.ADO	1SNA 199 231 R2700	247
D2.5/8.SNT2.ADO	1SNA 199 232 R2000	247
D2.5/8.SNT2.ADO0.ADO2	1SNA 399 754 R1300	248
D2.5/8.SNT23.ADO	1SNA 199 233 R2100	247
D240/36.D10	1SNA 399 704 R1200	32
D240/36.D10.N	1SNA 399 706 R1400	32
D300/55.FF	1SNA 190 005 R2400	276
D300/55.FF	1SNA 190 037 R1300	276
D300/55.FF.Ex	1SNA 146 306 R0500	360
D300/55.FF.Ex	1SNA 146 311 R2100	360
D35/16.2L	1SNA 399 617 R0200	144
D35/16.2L	1SNA 400 181 R2400	144
D35/16.2L	1SNA 400 182 R2200	144
D35/16.2L	1SNA 400 183 R2600	144
D35/16.2L.Ex	1SNA 146 136 R1200	366
D35/16.N.2L	1SNA 399 618 R1300	144
D35/16.N.2L.Ex	1SNA 146 138 R2400	366
D35/16.NT.L	1SNA 399 892 R2700	167
D35/16.P.2L	1SNA 399 620 R1100	170
D35/16.P.2L.Ex	1SNA 146 140 R0200	366
D35/16.PEN.2L	1SNA 399 668 R2500	170
D35/27.AF	1SNA 190 006 R2500	277
D35/27.FF	1SNA 190 001 R2000	274
D35/27.FF	1SNA 190 033 R1700	274
D35/27.FF.Ex	1SNA 146 302 R0100	359
D35/27.FF.Ex	1SNA 146 307 R0600	359
D4/6.2L	1SNA 290 061 R0700	139
D4/6.2L	1SNA 290 062 R0000	139
D4/6.2L	1SNA 290 064 R0200	139
D4/6.2L	1SNA 290 066 R0400	139
D4/6.2L	1SNA 290 067 R0500	139
D4/6.2L.2L	1SNA 290 415 R2700	138
D4/6.2L.Ex	1SNA 146 251 R0500	365
D4/6.3L	1SNA 290 405 R0600	139
D4/6.3L	1SNA 290 406 R0700	139
D4/6.4L	1SNA 290 410 R0600	140
D4/6.4L	1SNA 290 411 R2300	140
D4/6.A.LL	1SNA 110 419 R2600	53
D4/6.A.LLP	1SNA 110 418 R2500	53
D4/6.A.NLP	1SNA 110 417 R1400	52
D4/6.A.NTLP	1SNA 110 415 R1200	52
D4/6.ADO	1SNA 199 034 R1500	192
D4/6.ADO	1SNA 199 035 R1600	192
D4/6.ADO	1SNA 199 039 R2200	192
D4/6.ADO	1SNA 199 040 R0700	192
D4/6.ADO	1SNA 199 069 R0000	192
D4/6.ADO	1SNA 199 070 R0500	192
D4/6.ADO	1SNA 199 071 R2200	192
D4/6.ADO.1	1SNA 199 038 R2100	193
D4/6.ADO.2	1SNA 199 064 R2300	193
D4/6.ADO.4	1SNA 199 048 R0300	193
D4/6.ADO.C	1SNA 199 074 R2500	193
D4/6.ADO.Ex	1SNA 146 032 R1500	368
D4/6.ADO.Ex	1SNA 146 281 R2400	368
D4/6.ADO.NC	1SNA 140 031 R2200	434
D4/6.ADO.T2	1SNA 199 078 R0100	193
D4/6.D1.P.ADO	1SNA 399 931 R2500	203
D4/6.D2.ADO	1SNA 199 242 R0200	198
D4/6.D2.ADO	1SNA 199 243 R0300	198
D4/6.D2.ADO	1SNA 199 262 R0600	198
D4/6.D2.ADO.1	1SNA 199 245 R0500	199
D4/6.D2.ADO.Ex	1SNA 146 045 R2200	370
D4/6.D2.N.ADO	1SNA 199 244 R0400	198
D4/6.D2.N.ADO.Ex	1SNA 146 046 R2300	370
D4/6.L	1SNA 110 443 R2600	51
D4/6.L	1SNA 110 449 R0400	51
D4/6.LL	1SNA 110 442 R2500	51
D4/6.LLP	1SNA 110 441 R2400	51
D4/6.LNTP1	1SNA 110 264 R0200	55
D4/6.LNTP1.L	1SNA 290 316 R0300	161
D4/6.LNTP2	1SNA 110 327 R2100	56
D4/6.LNTP2.L	1SNA 290 317 R0400	162
D4/6.LNTP3	1SNA 110 269 R1700	55
D4/6.LNTP3.L	1SNA 290 318 R1500	161
D4/6.LNTP4	1SNA 110 328 R0200	57
D4/6.LNTP4.L	1SNA 290 319 R1600	163
D4/6.LNTP6	1SNA 110 331 R2500	57
D4/6.LNTP6.L	1SNA 290 320 R1300	163
D4/6.LNTP7	1SNA 110 332 R2600	57
D4/6.LNTP8	1SNA 110 333 R2700	56
D4/6.LNTP8.L	1SNA 290 321 R0000	162
D4/6.N.2L	1SNA 290 063 R0100	139
D4/6.N.2L.Ex	1SNA 146 058 R0700	365
D4/6.N.3L	1SNA 290 407 R0000	139
D4/6.N.4L	1SNA 290 412 R2400	140
D4/6.N.ADO	1SNA 199 036 R1700	192
D4/6.N.ADO.Ex	1SNA 146 033 R1600	368
D4/6.NL	1SNA 110 447 R2200	51
D4/6.NLP	1SNA 110 440 R0700	50
D4/6.NT.L	1SNA 399 586 R2400	165
D4/6.NTLP	1SNA 110 439 R2200	50
D4/6.P	1SNA 165 809 R0100	61
D4/6.P.2L	1SNA 290 069 R1700	168
D4/6.P.2L.Ex	1SNA 146 253 R0700	365
D4/6.P.3L	1SNA 290 409 R1200	168
D4/6.P.4L	1SNA 290 414 R2600	168
D4/6.P.ADO	1SNA 199 050 R0100	203
D4/6.P.ADO.Ex	1SNA 146 031 R1400	368
D4/6.P.T1	1SNA 199 220 R0000	43
D4/6.S.ADO	1SNA 199 067 R2600	208
D4/6.SN.ADO	1SNA 199 107 R2400	205
D4/6.SN.ADO	1SNA 199 108 R0500	205
D4/6.SNT2.ADO	1SNA 199 235 R2300	205
D4/6.SNT2.ADO	1SNA 199 236 R2400	205
D4/6.SNT23.ADO	1SNA 199 229 R0500	205
D4/6.T1	1SNA 199 219 R0300	41
D4/6.T3	1SNA 299 683 R0100	41
D4/6.T3.P	1SNA 299 684 R0200	42
D4/7.2ADO-CPE	1SNA 290 482 R2300	298
D4/7.2ADO-CPE.NF	1SNA 400 241 R1700	418
D4/7.ADO-CPE	1SNA 290 481 R2200	298
D4/7.ADO-CPE.NF	1SNA 400 240 R2200	418
D4/8.ADO	1SNA 399 244 R1400	236
D4/8.ADO	1SNA 399 801 R0400	236
D4/8.ADO.Ex	1SNA 146 076 R2100	372
D4/8.ADO.Ex	1SNA 146 146 R2400	372
D4/8.ADO.NF	1SNA 399 748 R2500	411
D4/8.D2.P.SF	1SNA 400 270 R2000	99
D4/8.D2.P.SFD	1SNA 400 272 R1600	99
D4/8.D2.P.SFL	1SNA 400 271 R1500	99
D4/8.N.ADO	1SNA 399 318 R1600	236
D4/8.N.ADO.Ex	1SNA 146 077 R2200	372
D4/8.P.ADO	1SNA 399 250 R2600	245
D4/8.P.ADO.Ex	1SNA 146 080 R2200	372
D4/8.S.2A.ADO2	1SNA 399 940 R1200	209
D4/8.S.2A.ADO2	1SNA 399 942 R0000	209
D4/8.S.ADO	1SNA 199 215 R2700	209
D4/8.SF.I.ADO	1SNA 399 785 R0300	211
D4/8.SF.I.ADO	1SNA 399 786 R0400	211
D4/8.SF.I.ADO2	1SNA 399 763 R1400	213
D4/8.SF.I.ADO2	1SNA 399 764 R1500	213
D4/8.SFD.I.ADO	1SNA 399 781 R0700	212
D4/8.SFD.I.ADO2	1SNA 399 769 R2200	214
D4/8.SFD1.I.ADO	1SNA 399 783 R0100	212
D4/8.SFD1.I.ADO2	1SNA 399 771 R1400	214
D4/8.SFD1T2.I.ADO	1SNA 399 784 R0200	212
D4/8.SFD1T2.I.ADO2	1SNA 399 772 R1500	214
D4/8.SFDT2.I.ADO	1SNA 399 782 R0000	212
D4/8.SFDT2.I.ADO2	1SNA 399 770 R2700	214
D4/8.SFL.I.ADO	1SNA 399 780 R1200	212
D4/8.SFL.I.ADO2	1SNA 399 767 R1000	214
D4/8.SFLT2.I.ADO	1SNA 399 856 R0200	212
D4/8.SFLT2.I.ADO2	1SNA 399 768 R2100	214
D4/8.SFT2.I.ADO	1SNA 399 777 R1200	211
D4/8.SFT2.I.ADO2	1SNA 399 762 R1300	213
D4/8.SN.ADO	1SNA 199 137 R1100	206
D4/8.SN.ADO	1SNA 199 138 R2200	206
D4/8.SNN.I.ADO	1SNA 399 778 R2300	215
D4/8.SNN.I.ADO2	1SNA 399 765 R1600	216
D4/8.SNNT2.I.ADO	1SNA 399 779 R2400	215
D4/8.SNNT2.I.ADO2	1SNA 399 766 R1700	216
D4/8.SNT2.ADO	1SNA 199 139 R2300	206
D4/8.SNT2.ADO	1SNA 199 140 R0000	206
D4/8.SNT23.ADO	1SNA 199 141 R2500	206
D6/10.SNBTB1	1SNA 115 928 R1500	92
D6/10.SNBTB2	1SNA 115 929 R1600	92
D6/8.2L	1SNA 290 081 R2400	140
D6/8.2L	1SNA 290 082 R2500	140
D6/8.2L	1SNA 290 084 R2700	140
D6/8.2L	1SNA 290 086 R2100	140
D6/8.2L	1SNA 290 087 R2200	140
D6/8.2L.Ex	1SNA 146 059 R0000	365
D6/8.3L	1SNA 290 418 R0200	141
D6/8.3L	1SNA 290 420 R0000	141
D6/8.ADO	1SNA 199 042 R2500	194
D6/8.ADO	1SNA 199 043 R2600	194
D6/8.ADO	1SNA 199 072 R2300	194
D6/8.ADO	1SNA 199 073 R2400	194
D6/8.ADO	1SNA 199 075 R2600	194
D6/8.ADO	1SNA 199 076 R2700	194
D6/8.ADO	1SNA 199 077 R2000	194
D6/8.ADO.1	1SNA 199 046 R2100	195
D6/8.ADO.2	1SNA 199 155 R2300	195
D6/8.ADO.4	1SNA 199 157 R2500	195
D6/8.ADO.C	1SNA 199 156 R2400	195
D6/8.ADO.Ex	1SNA 146 034 R1700	368
D6/8.ADO.Ex	1SNA 146 417 R1400	368
D6/8.ADO.NC	1SNA 140 032 R2300	434
D6/8.ADO.RS	1SNA 399 632 R0100	217
D6/8.ADO3	1SNA 399 245 R1500	196
D6/8.ADO3	1SNA 399 800 R1700	196
D6/8.ADO3.Ex	1SNA 146 078 R0300	369
D6/8.D2.ADO	1SNA 399 600 R2600	200
D6/8.D2.ADO.1	1SNA 399 601 R1300	201
D6/8.D2.N.ADO	1SNA 399 602 R1400	200
D6/8.N.2L	1SNA 290 083 R2600	140
D6/8.N.2L.Ex	1SNA 146 060 R0500	365
D6/8.N.3L	1SNA 290 419 R0300	141
D6/8.N.ADO	1SNA 199 044 R2700	194
D6/8.N.ADO.Ex	1SNA 146 035 R1000	368
D6/8.N.ADO3	1SNA 399 319 R1700	196
D6/8.N.ADO3.Ex	1SNA 146 079 R0400	369
D6/8.NT.L	1SNA 399 589 R0700	165
D6/8.P	1SNA 165 830 R2100	61
D6/8.P.2L	1SNA 290 089 R0400	169
D6/8.P.2L.Ex	1SNA 146 061 R2200	365
D6/8.P.3L	1SNA 290 422 R2600	169
D6/8.P.ADO	1SNA 199 118 R2600	203
D6/8.P.ADO.Ex	1SNA 146 042 R2700	368
D6/8.P.ADO3	1SNA 399 251 R1300	203
D6/8.P.ADO3.Ex	1SNA 146 081 R1700	369
D6/8.ST.RS	1SNA 115 914 R0700	114
D6/8.ST1.RS.IP20	1SNA 115 831 R0400	114
D70/22	1SNA 400 305 R1000	29
D70/22.N	1SNA 400 306 R1100	29
D70/22.P	1SNA 400 772 R1300	64
D70/32.AF	1SNA 190 007 R2600	277
D70/32.FF	1SNA 190 002 R2100	274
D70/32.FF	1SNA 190 034 R1000	274
D70/32.FF.Ex	1SNA 146 303 R0200	359
D70/32.FF.Ex	1SNA 146 308 R1700	359
D95/26	1SNA 400 370 R2400	30
D95/26.N	1SNA 400 371 R1100	30
D95/26.P	1SNA 400 620 R1700	64
DB1.5/6.ADO	1SNA 299 513 R2600	265
DB1/5.ADO	1SNA 399 501 R0700	265
DB2.5/10.4L	1SNA 290 251 R1200	184
DB2.5/10.4L	1SNA 290 252 R1300	184
DB2.5/10.N.4L	1SNA 290 253 R1400	184
DB2.5/5.2L	1SNA 290 241 R1000	184
DB2.5/5.2L	1SNA 290 242 R1100	184
DB2.5/5.2L.Ex	1SNA 146 246 R0000	367
DB2.5/5.ADO	1SNA 399 519 R0000	225
DB2.5/5.N.2L	1SNA 290 243 R1200	184
DB2.5/5.N.2L.Ex	1SNA 146 247 R0100	367
DB2.5/8.ADO	1SNA 299 517 R2200	266
DB4/6.ADO	1SNA 299 505 R0700	225
DB4/6.ADO.Ex	1SNA 146 210 R0000	374
DB4/8.A.ADO3	1SNA 399 434 R2300	226
DB4/8.ADO	1SNA 299 509 R1300	226
DB4/8.ADO3	1SNA 399 416 R2100	266
DBTI	1SNA 356 100 R1500	340
DBTI	1SNA 356 101 R0200	340
DBTI	1SNA 356 102 R0300	340
DBTI	1SNA 356 103 R0400	340
DCB	1SNA 105 028 R2100	458

Index
Classification by types

Types	Part numbers	Pages
DCG	1SNA 163 218 R0500	458
DCJ	1SNA 173 059 R0300	458
DCO	1SNA 173 060 R0000	458
DCV	1SNA 173 058 R0200	458
DF6	1SNA 113 086 R0300	308
DFT6	1SNA 116 500 R2600	438
DH1.5/6.ADO	1SNA 299 529 R0600	267
DH1/5.ADO	1SNA 399 505 R0300	267
DH2.5/10.4L	1SNA 290 271 R1600	185
DH2.5/10.4L	1SNA 290 272 R1700	185
DH2.5/10.N.4L	1SNA 290 273 R1000	185
DH2.5/5.2L	1SNA 290 261 R1400	185
DH2.5/5.2L	1SNA 290 262 R1500	185
DH2.5/5.ADO	1SNA 399 523 R2400	227
DH2.5/5.N.2L	1SNA 290 263 R1600	185
DH2.5/8.ADO	1SNA 299 533 R2200	268
DH4/6.ADO	1SNA 299 521 R2600	227
DH4/8.A.ADO3	1SNA 399 438 R0700	228
DH4/8.ADO	1SNA 299 525 R2200	228
DH4/8.ADO3	1SNA 399 420 R0100	268
DISPOSABLE AMS PEN 0.25	1SNA 360 120 R1000	472
DISPOSABLE AMS PEN 0.35	1SNA 360 121 R0500	472
DM6	1SNA 114 547 R1600	309
DR1.5/4	1SNA 110 106 R2500	123
DR1.5/4.1	1SNA 110 107 R2600	123
DR1.5/5	1SNA 115 510 R1600	124
DR1.5/5.1	1SNA 112 086 R0200	124
DR1.5/6.ADO	1SNA 199 283 R2400	262
DR1.5/6.ADO.Ex	1SNA 146 205 R0000	376
DR1/5.ADO	1SNA 399 491 R2500	262
DR2.5/10.4L	1SNA 290 211 R0200	182
DR2.5/10.4L	1SNA 290 212 R0300	182
DR2.5/10.N.4L	1SNA 290 213 R0400	182
DR2.5/10.P.4L	1SNA 290 219 R1200	183
DR2.5/10.P.4L.Ex	1SNA 146 263 R0100	367
DR2.5/5.2L	1SNA 290 201 R1100	182
DR2.5/5.2L	1SNA 290 202 R1200	182
DR2.5/5.2L.Ex	1SNA 146 207 R0200	367
DR2.5/5.ADO	1SNA 399 509 R1700	222
DR2.5/5.N.2L	1SNA 290 203 R1300	182
DR2.5/5.N.2L.Ex	1SNA 146 279 R1100	367
DR2.5/5.S	1SNA 112 097 R0500	127
DR2.5/5.S1	1SNA 112 098 R1600	127
DR2.5/8.ADO	1SNA 199 287 R2000	263
DR2.5/8.P.ADO	1SNA 299 633 R0600	264
DR4/6	1SNA 110 251 R0500	125
DR4/6.1	1SNA 110 491 R1700	125
DR4/6.1.Ex	1SNA 146 200 R1700	362
DR4/6.1.N	1SNA 120 491 R1100	125
DR4/6.1.N.Ex	1SNA 146 277 R0700	362
DR4/6.ADO	1SNA 199 275 R0300	222
DR4/6.ADO.Ex	1SNA 146 202 R0500	374
DR4/6.ADO.Ex	1SNA 146 208 R1300	374
DR4/6.Ex	1SNA 146 199 R2200	362
DR4/6.G	1SNA 110 434 R1500	129
DR4/6.GG	1SNA 110 435 R1600	130
DR4/6.N	1SNA 120 251 R0700	125
DR4/6.N.Ex	1SNA 146 276 R0600	362
DR4/6.P	1SNA 160 496 R2600	125
DR4/6.P.Ex	1SNA 146 201 R0400	362
DR4/8.A.ADO3	1SNA 399 424 R2100	223
DR4/8.A.P.ADO3	1SNA 399 444 R0500	224
DR4/8.ADO	1SNA 199 279 R1700	223
DR4/8.ADO.Ex	1SNA 146 255 R0100	375
DR4/8.ADO3	1SNA 399 406 R0000	263
DR4/8.P.ADO	1SNA 299 632 R0500	224
DR4/8.P.ADO3	1SNA 399 442 R0300	264
DR4/8.SF	1SNA 110 368 R1200	128
DRE1.5/6.ADO	1SNA 299 554 R0700	262
DRE1/5.ADO	1SNA 399 495 R2100	262
DRE2.5/5.ADO	1SNA 399 513 R2200	222
DRE2.5/8.ADO	1SNA 299 555 R0000	263
DRE4/6.ADO	1SNA 299 552 R0500	222
DRE4/6.ADO.Ex	1SNA 146 209 R1400	374
DRE4/8.A.ADO3	1SNA 399 428 R0500	223
DRE4/8.ADO	1SNA 299 553 R0600	223
DRE4/8.ADO3	1SNA 399 410 R0700	263
DRF10	1SNA 205 769 R2000	275
DRF12	1SNA 205 770 R2500	276
DRF16	1SNA 205 771 R1200	276
DRF6	1SNA 205 767 R1600	274
DRF8	1SNA 205 768 R2700	274
DS1.5/6.ADO	1SNA 299 497 R2700	259
DS1.5/6.ADO.Ex	1SNA 146 066 R2700	376
DS1.5/6.N.ADO.Ex	1SNA 146 067 R2000	376
DS1/5.ADO	1SNA 399 496 R2200	259
DS2.5/10.4L	1SNA 290 231 R0600	181
DS2.5/10.4L	1SNA 290 232 R0700	181
DS2.5/10.N.4L	1SNA 290 233 R0000	181
DS2.5/5.2L	1SNA 290 221 R0400	181
DS2.5/5.2L	1SNA 290 222 R0500	181
DS2.5/5.ADO	1SNA 399 514 R2300	219
DS2.5/5.N.2L	1SNA 290 223 R0600	181
DS2.5/8.ADO	1SNA 299 501 R0300	260
DS2.5/8.P.ADO	1SNA 199 528 R2100	261
DS4/6.ADO	1SNA 299 489 R0700	219
DS4/6.ADO.Ex	1SNA 146 064 R2500	374
DS4/6.N.ADO.Ex	1SNA 146 065 R2600	374
DS4/8.A.ADO3	1SNA 399 429 R0600	220
DS4/8.A.P.ADO3	1SNA 399 445 R0600	221
DS4/8.ADO	1SNA 299 493 R2300	220
DS4/8.ADO3	1SNA 399 411 R2400	260
DS4/8.P.ADO	1SNA 199 527 R1000	221
DS4/8.P.ADO3	1SNA 399 443 R0400	261
DSE1.5/6.ADO	1SNA 299 558 R1300	259
DSE1/5.ADO	1SNA 399 500 R1200	259
DSE2.5/5.ADO	1SNA 399 518 R0700	219
DSE2.5/8.ADO	1SNA 299 559 R1400	260
DSE4/6.ADO	1SNA 299 556 R0100	219
DSE4/8.A.ADO3	1SNA 399 433 R2200	220
DSE4/8.ADO	1SNA 299 557 R0200	220
DSE4/8.ADO3	1SNA 399 415 R2000	260
DSPBO.P	1SNA 205 177 R0700	339
DSPBO.PI	1SNA 205 176 R0600	339
DUST COVER	1SNA 360 161 R1500	468
E		
E10/13.P	1SNA 162 855 R2300	338
EBHD	1SNA 168 353 R1100	380
ECP26	1SNA 113 689 R2400	280
ECP31	1SNA 113 690 R2100	280
ECP35	1SNA 113 691 R1600	281
ECP42	1SNA 113 692 R1700	281
ECROU	1SNA 175 263 R0600	328
EIP	1SNA 113 550 R2400	459
EIP	1SNA 290 454 R0600	296
EL6	1SNA 173 627 R2100	460
EL61	1SNA 177 812 R1700	460
EM45	1SNA 008 521 R2600	443
EM90	1SNA 008 520 R0100	443
ENTRETOISE	1SNA 163 071 R2500	126
ENTRETOISE	1SNA 177 957 R2000	126
EP10	1SNA 163 429 R2100	515
EP12	1SNA 163 430 R2600	515
EP16	1SNA 163 431 R1300	515
EP223	1SNA 173 327 R2400	515
EP224	1SNA 173 328 R0500	515
EP6	1SNA 163 427 R1700	515
EP8	1SNA 163 428 R2000	515
EPD61	1SNA 173 206 R0400	125
EPR1	1SNA 178 431 R2200	517
EPR2	1SNA 399 726 R0700	516
EPU5	1SNA 107 033 R1000	509
EPU6	1SNA 107 038 R2500	509
ES8CG	1SNA 400 014 R2700	406
ES8CG	1SNA 400 015 R2000	406
ETRES1	1SNB 000 051 R0600	180
EV12	1SNA 168 664 R1100	450
EV16	1SNA 179 627 R0700	450
EV5	1SNA 168 629 R1600	450
EV5D	1SNA 176 260 R1000	450
EV6D	1SNA 168 400 R1600	450
EV6I	1SNA 206 394 R0200	450
EV8S	1SNA 168 401 R0300	450
EVD5	1SNA 167 900 R0200	124
EVDR6	1SNA 168 399 R1000	450
EXAD	1SNA 178 646 R1100	269
EXAD2	1SNA 205 721 R0000	190
EXBN2	1SNA 171 018 R2000	461
F		
FC2	1SNA 007 865 R2600	458
FC2.MC	1SNA 107 239 R0300	458
FC4	1SNA 167 860 R0100	458
FC4-1	1SNA 167 927 R1000	458
FE2CPE	1SNA 215 038 R2000	290
FEAD1	1SNA 199 421 R1600	219
FEAD1	1SNA 199 422 R1700	219
FEAD2	1SNA 199 423 R1000	259
FEAD2	1SNA 199 424 R1100	259
FEAD3	1SNA 199 437 R1600	225
FEAD3	1SNA 199 438 R2700	225
FEAD4	1SNA 199 439 R2000	265
FEAD4	1SNA 199 440 R0500	265
FEAD5	1SNA 199 433 R1200	219
FEAD5	1SNA 199 434 R1300	219
FEAD6	1SNA 199 435 R1400	259
FEAD6	1SNA 199 436 R1500	259
FEADRS	1SNA 296 079 R0300	217
FE-BCP	1SNA 206 391 R0700	288
FECPE	1SNA 400 708 R2400	420
FECPE.2ADO	1SNA 291 833 R1700	296
FECPE.2ADO	1SNA 400 018 R0300	296
FECPE.ADO	1SNA 291 832 R1600	296
FECPE.ADO	1SNA 400 019 R0400	296
FED1.L	1SNA 291 301 R0200	181
FED1.L	1SNA 291 302 R0300	181
FED10.2L	1SNA 291 461 R2200	141
FED10.2L	1SNA 291 462 R2300	141
FED10.3L	1SNA 291 731 R2000	142
FED10.3L	1SNA 291 733 R2200	142
FED10.NL	1SNA 399 592 R2200	166
FED10S1	1SNA 215 999 R2100	92
FED12.2L	1SNA 399 571 R0400	143
FED12.2L	1SNA 399 572 R0500	143
FED12.2L	1SNA 400 152 R0600	143
FED12.3L	1SNA 291 721 R2600	143
FED12.3L	1SNA 291 723 R2000	143
FED12.NT.L	1SNA 399 888 R0300	167
FED2.L	1SNA 291 311 R2300	181
FED2.L	1SNA 291 312 R2400	181
FED2-4	1SNA 215 580 R2100	123
FED2AD1	1SNA 199 417 R1200	197
FED2AD2	1SNA 199 476 R2500	237
FED2AD2	1SNA 399 803 R0600	412
FED3E	1SNA 116 771 R2000	44
FED5.2L	1SNA 291 061 R2400	136
FED5.2L	1SNA 291 062 R2500	136
FED5.3L	1SNA 291 051 R2200	137
FED5.3L	1SNA 291 052 R2300	137
FED5.4L	1SNA 291 041 R2000	137
FED5.4L	1SNA 291 042 R2100	137
FED5.C2.ADO	1SNA 399 677 R1600	240
FED5.C3.ADO	1SNA 399 678 R2700	241
FED5.C3.L	1SNA 290 358 R2500	151
FED5.C4.ADO	1SNA 399 679 R2000	242
FED5.C4.L	1SNA 290 360 R2300	152
FED5.D.L	1SNA 291 441 R2600	145
FED5.I.3L	1SNA 290 311 R0600	146
FED5.I.3L	1SNA 290 314 R0100	146
FED5.L.A	1SNA 291 559 R0400	157
FED5.L.B	1SNA 291 560 R0100	158
FED5.T3.L	1SNA 291 817 R1700	149
FED5.T3.P.L	1SNA 291 818 R2000	150
FED6	1SNA 116 964 R1200	50
FED6.3L	1SNA 291 694 R2400	139
FED6.3L	1SNA 291 695 R2500	139
FED6.4L	1SNA 291 696 R2600	138
FED6.4L	1SNA 291 697 R2700	138
FED6.NL	1SNA 399 588 R0600	165
FED8.2L	1SNA 291 161 R2500	140
FED8.2L	1SNA 291 162 R2600	140
FED8.3L	1SNA 291 711 R2400	141
FED8.3L	1SNA 291 713 R2600	141
FED8.NL	1SNA 399 590 R0400	165
FED8SF.2L	1SNA 291 131 R1700	175
FED8SF.2L	1SNA 291 132 R1000	175
FEDA5.L	1SNA 291 561 R2600	153
FEDA6	1SNA 116 965 R1300	53
FEDAD1	1SNA 199 336 R2000	190
FEDAD1	1SNA 199 338 R0200	190
FEDAD1	1SNA 199 339 R0300	190
FEDAD10	1SNA 399 758 R2700	211
FEDAD11	1SNA 399 937 R2300	209
FEDAD4	1SNA 199 352 R0000	204
FEDAD4	1SNA 199 353 R0100	204
FEDAD5	1SNA 199 354 R0200	246
FEDAD5	1SNA 199 355 R0300	246
FEDAD5	1SNA 199 590 R2400	246
FEDAD5	1SNA 399 804 R0700	413
FEDAD7	1SNA 199 382 R2700	253
FEDADNT	1SNA 399 795 R0500	244
FEDB.L	1SNA 290 281 R0100	184
FEDB.L	1SNA 290 282 R0200	184
FEDBCP	1SNA 206 392 R0000	289
FEDCP	1SNA 215 071 R2100	289
FEDR5	1SNA 117 318 R2300	124
FEDR51	1SNA 117 668 R0200	127
FEDR61	1SNA 117 600 R0300	125
FEDR61	1SNA 127 600 R0500	125
FEDR61	1SNA 146 293 R2000	362
FEDR63	1SNA 103 975 R2100	125
FEET60	1SNA 117 755 R2100	332
FEET80	1SNA 216 114 R1200	331
FEET80	1SNA 296 114 R1300	331
FEH11	1SNA 187 053 R1400	430
FEH12	1SNA 183 454 R1700	431
FEH14	1SNA 183 676 R2500	429
FEH3	1SNA 198 352 R0700	454
FEH4	1SNA 193 878 R2200	385
FEH8	1SNA 198 729 R0100	389
FEH9	1SNA 198 549 R0500	389
FEHD1	1SNA 199 400 R0600	386
FEHD2	1SNA 168 949 R1700	454
FEM12	1SNA 103 065 R2400	26
FEM12	1SNA 118 618 R0100	26

Index
Classification by types

Types	Part numbers	Pages
FEM12	1SNA 128 618 R0300	26
FEM12	1SNA 146 270 R1400	353
FEM12	1SNA 198 618 R0200	26
FEM12F	1SNA 114 023 R0400	328
FEM12F	1SNA 116 713 R1600	328
FEM12N	1SNA 128 616 R2100	60
FEM12S	1SNA 117 628 R2200	100
FEM13F	1SNA 116 977 R1700	329
FEM13F	1SNA 196 977 R1000	329
FEM13U	1SNA 199 635 R2400	101
FEM22	1SNA 146 269 R1700	354
FEM3A	1SNA 103 862 R2000	20
FEM3A	1SNA 116 576 R1500	20
FEM3A	1SNA 126 576 R1700	20
FEM3A	1SNA 196 576 R1600	20
FEM3AP	1SNA 199 876 R2600	62
FEM4A	1SNA 103 863 R2100	21
FEM4A	1SNA 116 629 R2200	21
FEM4A	1SNA 126 629 R2400	21
FEM4A	1SNA 196 629 R2300	21
FEM4AP	1SNA 199 879 R0100	63
FEM6	1SNA 103 062 R2100	16
FEM6	1SNA 103 125 R1500	16
FEM6	1SNA 103 126 R1600	16
FEM6	1SNA 103 312 R2000	16
FEM6	1SNA 107 005 R2500	16
FEM6	1SNA 118 368 R1600	16
FEM6	1SNA 128 368 R1000	16
FEM6	1SNA 146 259 R1500	352
FEM6	1SNA 198 368 R1700	16
FEM6	1SNA 199 302 R0700	352
FEM61	1SNA 114 776 R2300	16
FEM62	1SNA 103 612 R2500	69
FEM62	1SNA 114 994 R0700	69
FEM62	1SNA 124 944 R0100	69
FEM62	1SNA 194 994 R0000	78
FEM62D	1SNA 114 429 R1000	324
FEM6C	1SNA 114 777 R2400	16
FEM6D	1SNA 118 499 R2300	34
FEM6D	1SNA 128 499 R2500	34
FEM6D	1SNA 146 260 R1200	355
FEM6D	1SNA 198 499 R2400	34
FEM6G	1SNA 113 027 R0700	320
FEM6G	1SNA 123 027 R0100	322
FEM6G	1SNA 193 027 R0000	322
FEM8	1SNA 103 230 R0200	69
FEM8	1SNA 113 373 R2600	69
FEM8	1SNA 193 373 R2700	79
FEM8D1	1SNA 116 656 R2500	39
FEM8D1	1SNA 196 656 R2600	39
FEM8D2	1SNA 116 657 R2600	39
FEM8D2S	1SNA 116 913 R0700	97
FEM8D2S	1SNA 196 913 R0000	97
FEM8D2S1	1SNA 400 273 R1700	99
FEM8S	1SNA 103 923 R1500	94
FEM8S	1SNA 116 951 R1500	94
FEM8S	1SNA 196 951 R1600	94
FEM8T6	1SNA 215 266 R0100	114
FEM9	1SNA 113 067 R1700	328
FEMAD3	1SNA 199 341 R0500	230
FEMAD3	1SNA 199 343 R0700	230
FEMAD3	1SNA 399 802 R0500	409
FEMG	1SNA 114 144 R1200	321
FEMR10	1SNA 114 434 R0500	112
FEMR10	1SNA 146 273 R0300	357
FEMR8	1SNA 116 987 R0200	111
FEMR8	1SNA 146 272 R0200	357
FEMR8	1SNA 196 987 R0300	111
FEMR8T	1SNA 116 991 R0600	113
FEMR8T	1SNA 196 991 R0700	113
FEMS6	1SNA 103 292 R2500	122
FEMS6	1SNA 113 885 R0100	122
FEMS6D	1SNA 116 591 R0500	71
FEMS8	1SNA 103 302 R0700	122
FEMS8	1SNA 114 195 R0600	122
FEMSTA	1SNA 116 979 R2100	88
FEMT1	1SNA 113 137 R0200	84
FEMT1	1SNA 193 137 R0300	406
FEMT2	1SNA 113 629 R2700	88
FEMT3	1SNA 114 328 R2200	86
FEMT3	1SNA 194 328 R2300	86
FEMT4	1SNA 114 778 R0500	88
FEMT5	1SNA 116 781 R1300	87
FEMT5	1SNA 196 781 R1400	87
FETR5	1SNA 117 173 R1200	436
FETR6	1SNA 114 835 R0700	436
FETR61	1SNA 113 292 R1600	438
FETR62	1SNA 113 563 R1500	439
FJDHD	1SNA 295 426 R1300	393
FJH501	1SNA 199 411 R1400	389
FJHD32	1SNA 205 431 R2600	394
FJHD32	1SNA 295 431 R1000	394
FJHD40	1SNA 205 424 R2700	397
FJHD40	1SNA 295 424 R1100	391
FJHD50	1SNA 295 425 R1200	403
FU103	1SNA 167 076 R2600	109
FU103	1SNA 167 077 R2700	109
FU103	1SNA 167 078 R0000	109
FU103	1SNA 167 079 R0100	109
FU103	1SNA 167 080 R2700	109
FU103	1SNA 167 081 R1400	109
FU103	1SNA 167 082 R1500	109
FU103	1SNA 167 083 R1600	109
FU103	1SNA 167 084 R1700	109
FU103	1SNA 167 085 R1000	109
FU103	1SNA 167 086 R1100	109
FU103	1SNA 167 087 R1200	109
FU103	1SNA 167 088 R2300	109
FU103	1SNA 167 089 R2400	109
FU103	1SNA 167 090 R2100	109
FU103	1SNA 167 091 R1600	109
FU103	1SNA 167 092 R1700	109
FU103	1SNA 167 094 R1100	109
FU103	1SNA 167 095 R1200	109
FU520	1SNA 008 288 R1500	77
FU520	1SNA 008 289 R1600	77
FU520	1SNA 008 290 R1300	77
FU520	1SNA 008 291 R0000	77
FU520	1SNA 008 292 R0100	77
FU525	1SNA 167 546 R2200	77
FU525	1SNA 167 547 R2300	77
FU525	1SNA 167 548 R0400	77
FU525	1SNA 167 549 R0500	77
FU525	1SNA 167 550 R0200	77
FU633	1SNA 168 554 R0300	102
FU633	1SNA 168 555 R0400	102
FU633	1SNA 168 556 R0500	102
FU633	1SNA 168 557 R0600	102
FU633	1SNA 168 558 R1700	102
FU633	1SNA 168 559 R1000	102
FU633	1SNA 168 560 R1500	102
FU633	1SNA 168 561 R0200	102
FU633	1SNA 168 562 R0300	102
FU853	1SNA 163 847 R2400	107
FU853	1SNA 163 848 R0500	107
FU853	1SNA 163 849 R0600	107
FU853	1SNA 163 850 R0300	107
FU853	1SNA 163 851 R2000	107
FU853	1SNA 163 852 R2100	107
FUAUTO	1SNA 179 879 R1400	77
FUAUTO	1SNA 179 880 R0200	77
FUBS	1SNA 174 893 R1600	77
FUBS	1SNA 174 894 R1700	77
FUBS	1SNA 174 895 R1000	77
FUBS	1SNA 174 896 R1100	77
FUBS	1SNA 174 897 R1200	77
FUPLV	1SNA 008 096 R2000	77
FUPLV	1SNA 008 097 R2100	77
FUPLV	1SNA 008 098 R0200	77
H		
HAND PEN	1SNA 360 107 R1000	472
HD10/12.F5	1SNA 295 394 R2300	397
HD10/12.F5.1	1SNA 295 395 R2400	397
HD10/12.F5.2	1SNA 205 396 R0300	397
HD10/12.F5.2	1SNA 295 396 R2500	397
HD10/12.F5.3	1SNA 295 011 R1600	396
HD10/12.FF5	1SNA 295 397 R2600	403
HD120/30.F10.31	1SNA 295 448 R0100	400
HD120/30.F10.31.1	1SNA 295 403 R2500	400
HD16/14.FF5.20	1SNA 162 979 R0700	405
HD16/14.FF5.20.3	1SNA 295 013 R1000	404
HD16/14.FF5.21	1SNA 162 991 R1400	405
HD16/14.FF5.21.3	1SNA 295 012 R1700	404
HD185/36.F12.31.1	1SNA 295 405 R2700	401
HD2.5/6.2G.2G.1	1SNA 160 487 R2500	380
HD2.5/6.3.2G.2G.1	1SNA 190 305 R0500	383
HD2.5/6.3.2G.2G.1.GG	1SNA 190 312 R2300	381
HD2.5/6.3.2G.2G.GH	1SNA 199 029 R2000	384
HD2.5/6.3.3G.3G.1	1SNA 190 316 R2700	381
HD2.5/6.3.GG.1.2GG	1SNA 199 025 R1400	382
HD2.5/6.3.GG1.2G.2G	1SNA 190 314 R2500	382
HD2.5/6.3.GG1.GG	1SNA 199 024 R1300	383
HD2.5/6.3.GH.2G.H	1SNA 199 096 R1400	384
HD35/16.F6.19	1SNA 295 398 R0700	398
HD35/16.F6.19.1	1SNA 295 399 R0000	398
HD4/10.F4.19	1SNA 295 298 R0300	395
HD4/9.F4	1SNA 295 391 R2000	394
HD4/9.F4.2	1SNA 205 392 R0700	394
HD4/9.F4.2	1SNA 295 392 R2100	394
HD6/13.FF4	1SNA 295 014 R1100	402
HD6/14.DG	1SNA 162 309 R1000	389
HD6/14.DH	1SNA 162 971 R2700	389
HD6/14.SDH	1SNA 162 993 R1600	390
HD6/14.SDH.1	1SNA 162 988 R2100	390
HD6/14.SDH.2	1SNA 162 972 R2000	390
HD6/14.SF.2G.2G	1SNA 162 315 R2500	392
HD6/24.DH	1SNA 399 963 R0500	391
HD6/24.DH	1SNA 399 964 R0600	391
HD6/30.F12G	1SNA 295 015 R1200	393
HD6/7.2G.3G	1SNA 400 768 R2700	387
HD6/7.3G.2G	1SNA 400 767 R1600	387
HD6/7.5G	1SNA 400 766 R1500	386
HD6/8.2G.2G.1	1SNA 160 606 R1400	380
HD6/8.2G.2G.2	1SNA 160 619 R1000	385
HD6/9.2G.3G	1SNA 160 564 R0100	388
HD6/9.3G.2G	1SNA 160 563 R0000	388
HD6/9.5G	1SNA 160 621 R0200	386
HD70/22.F8.31	1SNA 295 400 R0600	399
HD70/22.F8.31.1	1SNA 295 401 R2300	399
HD70/22.F8.31.2	1SNA 295 402 R2400	399
HTP500 KIT	1SNA 235 700 R1500	468
HTP500-BA4	1SNA 235 712 R2400	468
HTP500-BAS	1SNA 235 706 R0700	468
HTP500-CLEAN	1SNA 235 714 R2600	468
HTP500-FEED	1SNA 235 703 R0400	468
HTP500-LPT	1SNA 235 708 R1100	468
HTP500-PL	1SNA 235 704 R0500	468
HTP500-PL2	1SNA 235 705 R0600	468
HTP500-PL3	1SNA 235 707 R0000	468
HTP500-PRINT	1SNA 235 716 R2000	468
HTP500-PW	1SNA 235 709 R1200	468
HTP500-ROLL	1SNA 235 715 R2700	468
HTP500-USB	1SNA 235 719 R0300	468
HTP500-WB	1SNA 235 717 R2100	468
HTS500	1SNA 235 702 R0300	468
I		
IN10	1SNA 113 112 R0100	309
IN16	1SNA 113 114 R0300	309
IN20	1SNA 113 115 R0400	309
IN24	1SNA 113 116 R0500	309
INH1	1SNA 193 474 R1500	455
INH1	1SNA 199 396 R2500	455
INH3	1SNA 199 394 R2300	455
INHD	1SNA 205 427 R2200	394
INHD	1SNA 295 427 R1400	394
ITV5	1SNA 176 259 R1300	34
ITV6	1SNA 168 962 R0400	36
ITVE	1SNA 179 694 R0300	198
ITVE.L	1SNA 291 349 R1100	145
ITVE2	1SNA 179 825 R2600	73
J		
JB16-10	1SNK 916 310 R0000	28
JB16-2	1SNK 916 302 R0000	28
JB16-3	1SNK 916 303 R0000	28
JB16-4	1SNK 916 304 R0000	28
JB16-5	1SNK 916 305 R0000	28
JB22-10	1SNK 922 310 R0000	29
JB22-2	1SNK 922 302 R0000	29
JB22-3	1SNK 922 303 R0000	29
JB22-5	1SNK 922 305 R0000	29
JB26-10	1SNK 926 310 R0000	30
JB26-2	1SNK 926 302 R0000	30
JB26-3	1SNK 926 303 R0000	30
JB26-5	1SNK 926 305 R0000	30
K		
KA1-8120	1SFA 616 920 R8120	520
KA1-8121	1SFA 616 920 R8121	520
L		
L 266 200 11	1SSA 266 202 R1100	300
L 266 200 11	1SSA 266 203 R1100	300
L 266 200 11	1SSA 266 204 R1100	300
L 266 200 11	1SSA 266 205 R1100	300
L 266 200 11	1SSA 266 206 R1100	300
L 266 200 11	1SSA 266 210 R1100	300
L 266 200 15	1SSS 266 202 R8800	421
L 266 200 15	1SSS 266 203 R8800	421
L 266 200 15	1SSS 266 204 R8800	421
L 266 200 15	1SSS 266 205 R8800	421
L 266 200 15	1SSS 266 206 R8800	421
L 266 200 15	1SSS 266 208 R8800	421
L 266 200 15	1SSS 266 210 R8800	421
L 267 200 11	1SSA 267 202 R1100	301
L 267 200 11	1SSA 267 203 R1100	301
L 267 200 11	1SSA 267 204 R1100	301
L 267 200 11	1SSA 267 205 R1100	301
L 267 200 11	1SSA 267 206 R1100	301
L 267 200 11	1SSA 267 210 R1100	301
L 267 200 15	1SSS 267 202 R8800	422
L 267 200 15	1SSS 267 203 R8800	422
L 267 200 15	1SSS 267 204 R8800	422
L 267 200 15	1SSS 267 205 R8800	422
L 267 200 15	1SSS 267 206 R8800	422

Index
Classification by types

Types	Part numbers	Pages
L 267 200 15	1SSS 267 208 R8800	422
L 267 200 15	1SSS 267 210 R8800	422
L 276 200 11	1SSA 276 202 R1100	302
L 276 200 11	1SSA 276 203 R1100	302
L 276 200 11	1SSA 276 204 R1100	302
L 276 200 11	1SSA 276 205 R1100	302
L 276 200 11	1SSA 276 206 R1100	302
L 276 200 15	1SSS 366 202 R8800	423
L 276 200 15	1SSS 366 203 R8800	423
L 276 200 15	1SSS 366 204 R8800	423
L 276 200 15	1SSS 366 205 R8800	423
L 276 200 15	1SSS 366 206 R8800	423
L 276 200 15	1SSS 366 208 R8800	423
L 276 200 15	1SSS 366 210 R8800	423
L 366 200 11	1SSA 366 202 R1100	303
L 366 200 11	1SSA 366 203 R1100	303
L 366 200 11	1SSA 366 204 R1100	303
L 366 200 11	1SSA 366 205 R1100	303
L 366 200 11	1SSA 366 206 R1100	303
L 366 200 11	1SSA 366 210 R1100	303
L 366 200 45		424
L 367 200 11	1SSA 367 202 R1100	304
L 367 200 11	1SSA 367 203 R1100	304
L 367 200 11	1SSA 367 204 R1100	304
L 367 200 11	1SSA 367 205 R1100	304
L 367 200 11	1SSA 367 206 R1100	304
L 367 200 11	1SSA 367 210 R1100	304
L 367 200 15	1SSS 367 202 R8800	425
L 367 200 15	1SSS 367 203 R8800	425
L 367 200 15	1SSS 367 204 R8800	425
L 367 200 15	1SSS 367 205 R8800	425
L 367 200 15	1SSS 367 206 R8800	425
L 367 200 15	1SSS 367 208 R8800	425
L 367 200 15	1SSS 367 210 R8800	425
L 376 200 11	1SSA 376 202 R1100	305
L 376 200 11	1SSA 376 203 R1100	305
L 376 200 11	1SSA 376 204 R1100	305
L 376 200 11	1SSA 376 205 R1100	305
L 376 200 11	1SSA 376 206 R1100	305
LEN	1SNA 103 909 R0000	101
LEN	1SNA 167 075 R2500	101
M		
M10/10	1SNA 105 120 R2600	24
M10/10	1SNA 115 120 R1700	24
M10/10	1SNA 195 120 R1000	24
M10/10	1SNA 400 188 R0300	24
M10/10	1SNA 400 189 R0400	24
M10/10	1SNA 400 190 R0100	24
M10/10.1	1SNA 115 261 R2000	25
M10/10.1	1SNA 195 261 R2100	25
M10/10.4	1SNA 115 474 R1600	25
M10/10.C	1SNA 115 228 R2700	25
M10/10.Ex	1SNA 146 005 R2300	353
M10/10.N	1SNA 125 120 R1100	24
M10/10.N.Ex	1SNA 146 006 R2400	353
M10/10.NT	1SNA 125 121 R0600	59
M10/10.P	1SNA 165 115 R1000	63
M10/10.P.Ex	1SNA 146 021 R1200	353
M10/10.PE.N	1SNA 165 683 R2200	65
M10/10.RS	1SNA 115 320 R2700	112
M10/10.RS.Ex	1SNA 146 212 R2600	357
M10/10.RTS	1SNA 115 572 R1000	25
M10/10.ST.Sn	1SNA 115 539 R1700	87
M10/10.ST.Sn	1SNA 195 539 R1000	87
M10/12.5.STI.Sn	1SNA 115 540 R2400	87
M10/16.SF	1SNA 115 377 R2400	106
M10/16.SF1	1SNA 115 375 R2200	107
M10/16.SFL	1SNA 115 378 R0500	106
M10/16.SN	1SNA 115 379 R0600	106
M10/16.SN1	1SNA 115 376 R2300	107
M120/35.AF	1SNA 115 145 R1400	284
M120/35.F	1SNA 115 147 R1600	281
M120/35.FF	1SNA 115 146 R1500	282
M16/12	1SNA 105 129 R2300	26
M16/12	1SNA 115 129 R1400	26
M16/12	1SNA 195 129 R1500	26
M16/12	1SNA 400 191 R2600	26
M16/12	1SNA 400 192 R2700	26
M16/12	1SNA 400 193 R2000	26
M16/12.2A.G	1SNA 115 679 R0300	318
M16/12.C	1SNA 115 210 R2100	27
M16/12.Ex	1SNA 146 027 R1000	353
M16/12.N	1SNA 125 129 R1600	26
M16/12.N.Ex	1SNA 146 028 R2100	353
M16/12.NT	1SNA 125 128 R1500	60
M16/12.NT1	1SNA 125 593 R0000	59
M16/12.P	1SNA 165 130 R2300	63
M16/12.P.Ex	1SNA 146 043 R2000	353
M16/12.PE.N	1SNA 165 680 R0300	65
M2.5/6,5.4G.1	1SNA 115 282 R1600	325
M2.5/6.2G.2G	1SNA 115 191 R0300	326
M2.5/6.2G.2G	1SNA 195 191 R0400	326
M2.5/6.2G.2G.1	1SNA 115 267 R2600	327
M2.5/6.2G.2G.4	1SNA 115 363 R2600	327
M2.5/6.4G.1	1SNA 115 280 R2000	325
M300/42.AF	1SNA 115 148 R2700	284
M300/42.F	1SNA 115 150 R2500	281
M300/42.FF	1SNA 115 149 R2000	283
M35/16	1SNA 105 124 R1600	28
M35/16	1SNA 115 124 R0700	28
M35/16	1SNA 195 124 R0000	28
M35/16	1SNA 400 194 R2100	28
M35/16	1SNA 400 195 R2200	28
M35/16	1SNA 400 196 R2300	28
M35/16.2A.2G	1SNA 115 719 R2300	319
M35/16.Ex	1SNA 146 029 R2200	354
M35/16.N	1SNA 125 124 R0100	28
M35/16.N.Ex	1SNA 146 030 R2700	354
M35/16.NT	1SNA 125 358 R0300	60
M35/16.P	1SNA 165 111 R1400	63
M35/16.P.Ex	1SNA 146 044 R2100	354
M35/16.PE.N	1SNA 165 575 R2500	66
M35/26.AF	1SNA 115 139 R1600	283
M35/26.F	1SNA 115 141 R1000	280
M35/26.FF	1SNA 115 140 R2300	281
M35/26.FF	1SNA 195 140 R2400	281
M4/6	1SNA 105 001 R2700	18
M4/6	1SNA 105 002 R2000	18
M4/6	1SNA 105 031 R1400	18
M4/6	1SNA 105 032 R1500	18
M4/6	1SNA 105 051 R2000	18
M4/6	1SNA 105 116 R1600	18
M4/6	1SNA 105 209 R1400	18
M4/6	1SNA 115 116 R0700	18
M4/6	1SNA 195 116 R0000	18
M4/6	1SNA 206 404 R0500	18
M4/6,5.3G	1SNA 115 281 R1500	321
M4/6.1	1SNA 105 208 R1300	19
M4/6.1	1SNA 115 259 R0600	19
M4/6.1	1SNA 195 259 R0700	19
M4/6.2	1SNA 115 217 R1400	19
M4/6.2G	1SNA 115 189 R1100	322
M4/6.2G	1SNA 195 189 R1200	322
M4/6.2G.1	1SNA 115 266 R2500	323
M4/6.2G.4	1SNA 115 362 R2500	323
M4/6.2G.N	1SNA 125 189 R1300	322
M4/6.3	1SNA 115 268 R0700	19
M4/6.3A	1SNA 115 468 R2000	20
M4/6.3A	1SNA 195 468 R2100	20
M4/6.3A.1	1SNA 115 483 R0000	20
M4/6.3A.N	1SNA 125 468 R2200	20
M4/6.3A.NC	1SNA 140 038 R0100	434
M4/6.3A.P	1SNA 195 637 R1200	62
M4/6.3G	1SNA 115 279 R0200	321
M4/6.3G	1SNA 115 601 R2600	321
M4/6.4	1SNA 115 192 R0400	19
M4/6.4A	1SNA 115 479 R2300	21
M4/6.4A	1SNA 195 479 R2400	21
M4/6.4A.1	1SNA 115 482 R0700	21
M4/6.4A.N	1SNA 125 479 R2500	21
M4/6.4A.P	1SNA 195 638 R2300	63
M4/6.C	1SNA 115 208 R0400	19
M4/6.CAI/U-250	1SNA 007 025 R1700	120
M4/6.CAI/U-500	1SNA 007 026 R1000	120
M4/6.D1	1SNA 115 166 R1100	37
M4/6.D1	1SNA 195 166 R1200	37
M4/6.D1.1	1SNA 115 204 R2000	37
M4/6.D1.1.N	1SNA 125 204 R2200	37
M4/6.D1.N	1SNA 125 166 R1300	37
M4/6.D2	1SNA 105 044 R2100	36
M4/6.D2	1SNA 105 045 R2200	36
M4/6.D2	1SNA 105 046 R2300	36
M4/6.D2	1SNA 105 047 R2400	36
M4/6.D2	1SNA 105 048 R0500	36
M4/6.D2	1SNA 105 049 R0600	36
M4/6.D2	1SNA 115 271 R2200	36
M4/6.D2	1SNA 195 271 R2300	36
M4/6.D2.1	1SNA 115 126 R0100	36
M4/6.D2.1	1SNA 195 126 R0200	36
M4/6.D2.1.N	1SNA 125 126 R0300	36
M4/6.D2.1.NC	1SNA 140 020 R0300	434
M4/6.D2.2	1SNA 115 322 R1500	37
M4/6.D2.2	1SNA 195 322 R1600	37
M4/6.D2.2S2	1SNA 199 444 R2500	73
M4/6.D2.2S2.T	1SNA 199 448 R0100	73
M4/6.D2.2S2.T23	1SNA 199 447 R2000	73
M4/6.D2.3	1SNA 115 269 R0000	37
M4/6.D2.4	1SNA 115 617 R1500	37
M4/6.D2.Ex	1SNA 146 009 R0700	355
M4/6.D2.N	1SNA 125 271 R2400	36
M4/6.D2.NC	1SNA 140 019 R0600	434
M4/6.D2.S1R	1SNA 199 452 R2500	74
M4/6.D2.S1R.T	1SNA 199 456 R2100	74
M4/6.D2.S1R.T23	1SNA 199 455 R2000	74
M4/6.D2.SBT	1SNA 115 702 R2300	81
M4/6.D2.SNBT	1SNA 115 561 R1500	71
M4/6.D2.SNBT.NC	1SNA 140 030 R0500	434
M4/6.DD	1SNA 115 168 R2300	116
M4/6.DD1	1SNA 115 184 R0400	116
M4/6.DE	1SNA 115 185 R0500	117
M4/6.DE1	1SNA 115 177 R1400	117
M4/6.DE1.D	1SNA 115 371 R2600	116
M4/6.DE1.D1	1SNA 115 591 R0400	116
M4/6.DE2	1SNA 115 326 R1100	118
M4/6.DE2.D	1SNA 115 327 R1200	116
M4/6.DEN	1SNA 125 185 R0700	117
M4/6.DL	1SNA 115 178 R2500	118
M4/6.DL1	1SNA 115 179 R2600	118
M4/6.DL2	1SNA 115 180 R1400	115
M4/6.DL3	1SNA 115 181 R0100	115
M4/6.DL4	1SNA 115 392 R1400	115
M4/6.DLV	1SNA 115 522 R0600	118
M4/6.DN	1SNA 115 182 R0200	115
M4/6.DN1	1SNA 115 183 R0300	115
M4/6.Ex	1SNA 146 001 R2700	352
M4/6.Ex	1SNA 146 245 R0700	352
M4/6.Ex	1SNA 146 285 R2000	352
M4/6.G	1SNA 115 190 R1600	320
M4/6.N	1SNA 125 116 R0100	18
M4/6.N.Ex	1SNA 146 002 R2000	352
M4/6.N.NC	1SNA 140 001 R0500	434
M4/6.N.RS	1SNA 125 930 R1500	111
M4/6.NC	1SNA 140 000 R1000	434
M4/6.NC	1SNA 140 002 R0600	434
M4/6.NC	1SNA 140 003 R0700	434
M4/6.NC	1SNA 140 004 R0000	434
M4/6.NC	1SNA 140 023 R2200	434
M4/6.NC	1SNA 140 026 R2500	434
M4/6.NT	1SNA 125 117 R0200	58
M4/6.P	1SNA 165 113 R1600	62
M4/6.P.Ex	1SNA 146 023 R1400	352
M4/6.P.NC	1SNA 140 008 R1400	434
M4/6.PC	1SNA 165 294 R2400	308
M4/6.RS	1SNA 115 930 R1300	111
M4/6.RS.Ex	1SNA 146 350 R1400	357
M4/6.S	1SNA 115 213 R1000	82
M4/6.SB	1SNA 115 435 R0700	78
M4/6.SB	1SNA 195 435 R0000	78
M4/6.SBT.4A	1SNA 115 555 R1700	80
M4/6.SNB	1SNA 105 053 R2200	69
M4/6.SNB	1SNA 107 250 R1200	69
M4/6.SNB	1SNA 115 986 R0000	69
M4/6.SNB	1SNA 125 686 R1500	69
M4/6.SNBT	1SNA 105 054 R2300	69
M4/6.SNBT	1SNA 115 987 R0100	69
M4/6.SNBT	1SNA 125 438 R1400	69
M4/6.SNBT	1SNA 206 538 R0200	69
M4/6.SNBT.4A	1SNA 105 143 R2100	70
M4/6.SNBT.4A	1SNA 400 288 R1700	70
M4/6.SNBT3	1SNA 115 439 R1300	75
M4/6.SNBTA	1SNA 115 496 R0500	75
M4/6.SNTS	1SNA 115 229 R2000	113
M4/6.SNTS	1SNA 195 229 R2100	113
M4/6.ST.Au	1SNA 115 314 R1500	86
M4/6.ST.Au	1SNA 195 314 R1600	86
M4/6.ST.Sn	1SNA 115 313 R1400	86
M4/6.ST.Sn	1SNA 195 313 R1500	86
M4/6.T	1SNA 115 224 R1300	19
M4/7.D1	1SNA 115 167 R1200	38
M4/7.D2.1	1SNA 115 127 R0200	38
M4/7.R	1SNA 115 291 R1700	119
M4/8	1SNA 115 523 R0700	96
M4/8,5.STI.Au	1SNA 115 316 R1700	86
M4/8,5.STI.Sn	1SNA 115 315 R1600	86
M4/8.D2.SB	1SNA 115 608 R0500	81
M4/8.D2.SF	1SNA 115 604 R2100	97
M4/8.D2.SF	1SNA 195 604 R2200	97
M4/8.D2.SF.NC	1SNA 140 022 R2100	434
M4/8.D2.SFD	1SNA 115 647 R2300	97
M4/8.D2.SFD1	1SNA 115 648 R0400	97
M4/8.D2.SFD3	1SNA 115 936 R0500	97
M4/8.D2.SFDJ	1SNA 115 649 R0500	98
M4/8.D2.SFDJ	1SNA 115 650 R0200	98
M4/8.D2.SFDJ1	1SNA 115 651 R2700	98
M4/8.D2.SFJ	1SNA 115 692 R1100	98
M4/8.D2.SFL	1SNA 115 646 R2200	97
M4/8.SF	1SNA 115 657 R2500	94
M4/8.SF.NC	1SNA 140 033 R2400	434
M4/8.SF.R	1SNA 115 693 R1200	119
M4/8.SF2	1SNA 105 135 R1100	94
M4/8.SFD	1SNA 115 663 R2300	95
M4/8.SFD.NC	1SNA 140 011 R2600	434
M4/8.SFD1	1SNA 115 664 R2400	95
M4/8.SFD2	1SNA 115 653 R2100	95
M4/8.SFD3	1SNA 115 935 R0400	95

Index
Classification by types

Types	Part numbers	Pages
M4/8.SFDT	1SNA 115 665 R2500	95
M4/8.SFDT1	1SNA 115 666 R2600	95
M4/8.SFL	1SNA 115 661 R2100	95
M4/8.SFL.NC	1SNA 140 010 R0100	434
M4/8.SFLT	1SNA 115 667 R2700	95
M4/8.SFLT.NC	1SNA 140 013 R2000	434
M4/8.SFT	1SNA 115 662 R2200	94
M4/8.SN	1SNA 115 659 R0700	96
M4/8.SN1	1SNA 115 660 R0400	95
M4/8.SN2	1SNA 105 136 R1200	95
M4/8.SNT	1SNA 115 668 R0000	96
M6/12.FF	1SNA 115 511 R0300	328
M6/12.FF	1SNA 400 753 R1000	328
M6/13.FF	1SNA 115 626 R1600	329
M6/13.FF	1SNA 195 626 R1700	329
M6/13.FF.1	1SNA 115 627 R1700	329
M6/13.FF.1	1SNA 195 627 R1000	329
M6/13.FF.2	1SNA 115 628 R2000	330
M6/13.FF.3	1SNA 195 629 R2200	330
M6/8	1SNA 105 004 R2200	22
M6/8	1SNA 105 118 R2000	22
M6/8	1SNA 115 118 R1100	22
M6/8	1SNA 195 118 R1200	22
M6/8	1SNA 400 186 R2100	22
M6/8	1SNA 400 187 R2200	22
M6/8	1SNA 400 239 R1500	22
M6/8.1	1SNA 105 128 R2200	23
M6/8.1	1SNA 115 260 R0300	23
M6/8.1	1SNA 195 260 R0400	23
M6/8.1.N	1SNA 125 260 R0500	23
M6/8.2	1SNA 115 218 R2500	23
M6/8.2A.G	1SNA 115 672 R2400	318
M6/8.3	1SNA 115 253 R2000	23
M6/8.4	1SNA 115 219 R2600	23
M6/8.C	1SNA 115 209 R0500	23
M6/8.D1	1SNA 115 498 R1700	40
M6/8.D2	1SNA 115 501 R1200	39
M6/8.D2	1SNA 195 501 R1300	39
M6/8.D2.1	1SNA 115 497 R0600	39
M6/8.D2.NC	1SNA 140 021 R2000	434
M6/8.Ex	1SNA 146 003 R2100	353
M6/8.N	1SNA 125 118 R1300	22
M6/8.N.Ex	1SNA 146 004 R2200	353
M6/8.N.NC	1SNA 140 017 R2400	434
M6/8.NC	1SNA 140 016 R2300	434
M6/8.NC	1SNA 140 027 R2600	434
M6/8.NC	1SNA 140 028 R0700	434
M6/8.NT	1SNA 125 119 R1400	59
M6/8.P	1SNA 165 114 R1700	63
M6/8.P.Ex	1SNA 146 022 R1300	353
M6/8.P.NC	1SNA 140 009 R1500	434
M6/8.RS	1SNA 115 685 R1200	111
M6/8.RS	1SNA 195 685 R1300	111
M6/8.RS.Ex	1SNA 146 211 R2500	357
M6/8.RTS	1SNA 115 571 R1700	23
M6/8.S	1SNA 115 234 R1500	82
M6/8.SB	1SNA 115 436 R0000	79
M6/8.SB	1SNA 195 436 R0100	79
M6/8.SNB	1SNA 105 055 R2400	69
M6/8.SNB	1SNA 115 688 R2500	69
M6/8.ST	1SNA 115 236 R1700	88
M6/8.ST1	1SNA 115 237 R1000	89
M6/8.ST1.IP20	1SNA 115 971 R1000	90
M6/8.ST7	1SNA 115 243 R2600	89
M6/8.STA	1SNA 115 359 R0200	88
M6/8.STP	1SNA 115 277 R2000	85
M6/8.STP.RS	1SNA 115 678 R0200	113
M6/8.STP1	1SNA 115 529 R1500	84
M6/8.STP2	1SNA 115 499 R1000	84
M6/8.STP3	1SNA 115 500 R2500	85
M6/9.EE	1SNA 115 201 R2500	328
M6/9.EE	1SNA 115 296 R1400	328
M70/22.Ex	1SNA 146 025 R1600	354
M70/22.P.Ex	1SNA 146 073 R2600	354
M70/31.AF	1SNA 115 142 R1100	283
M70/31.F	1SNA 115 144 R1300	280
M70/31.FF	1SNA 115 143 R1200	282
M95/26.Ex	1SNA 146 020 R2500	354
M95/26.P.Ex	1SNA 146 068 R0100	354
MA2.5/5	1SNA 105 052 R2100	16
MA2.5/5	1SNA 105 075 R2000	16
MA2.5/5	1SNA 105 077 R2200	16
MA2.5/5	1SNA 105 486 R1200	16
MA2.5/5	1SNA 115 486 R0300	16
MA2.5/5	1SNA 195 486 R0400	16
MA2.5/5	1SNA 400 184 R2700	16
MA2.5/5.1	1SNA 115 485 R0200	17
MA2.5/5.1	1SNA 125 485 R0400	17
MA2.5/5.2	1SNA 115 492 R0100	17
MA2.5/5.D1.1	1SNA 115 530 R1200	35
MA2.5/5.D1.1.N	1SNA 125 530 R1400	35
MA2.5/5.D2	1SNA 115 490 R1300	34
MA2.5/5.D2	1SNA 195 490 R1400	34
MA2.5/5.D2.1	1SNA 115 491 R0000	34
MA2.5/5.D2.1.Ex	1SNA 146 019 R2000	355
MA2.5/5.D2.1.N	1SNA 125 491 R0200	34
MA2.5/5.D2.Ex	1SNA 146 017 R1600	355
MA2.5/5.D2.N	1SNA 125 490 R1500	34
MA2.5/5.D2.N.Ex	1SNA 146 018 R2700	355
MA2.5/5.D2-2CPE	1SNA 115 961 R1600	289
MA2.5/5.D2-2CPE	1SNA 125 961 R1000	289
MA2.5/5.D2-2CPE.1	1SNA 115 963 R1000	289
MA2.5/5.D2-2CPE.1	1SNA 125 789 R2400	289
MA2.5/5.D-2CPE	1SNA 115 962 R1700	289
MA2.5/5.D-2CPE.1	1SNA 115 791 R1400	289
MA2.5/5.Ex	1SNA 146 014 R1300	352
MA2.5/5.N	1SNA 125 486 R0500	16
MA2.5/5.N.Ex	1SNA 146 015 R1400	352
MA2.5/5.NT	1SNA 125 487 R0600	58
MA2.5/5.P	1SNA 165 488 R2700	62
MA2.5/5.P.Ex	1SNA 146 016 R1500	352
MA2.5/5.SB	1SNA 115 506 R1700	78
MA2.5/5.SNB	1SNA 115 699 R2000	68
MA2.5/5.SNB	1SNA 400 317 R0300	68
MA2.5/5.SNB	1SNA 400 318 R1400	68
MA2.5/5.SNBT	1SNA 115 700 R0500	68
MA2.5/5.SNBT	1SNA 115 701 R2200	68
MA2.5/5.SNBT	1SNA 400 320 R1200	68
MA2.5/5-2CPE	1SNA 115 964 R1100	290
MA2.5/5-2CPE	1SNA 125 711 R1500	290
MA2.5/5-2CPE.1	1SNA 115 965 R1200	290
MA2.5/5-2CPE.1	1SNA 125 965 R1400	290
MA2.5/5-2CPE.1-AB-Pb	1SNA 115 787 R1000	291
MA2.5/5-CPE	1SNA 115 957 R1200	288
MA2.5/5-CPE.1	1SNA 115 958 R2300	288
MA2.5/5-SFA-CPE	1SNA 115 770 R0200	293
MA2.5/5-SFAT-CPE	1SNA 115 771 R2700	293
MA2.5/5-SFAT-CPE-L24BD	1SNA 115 779 R0700	294
MA2.5/5-SNB-CPE	1SNA 115 966 R1300	292
MA2.5/5-SNBT-CPE	1SNA 115 967 R1400	292
MA6-1060	1SFA 611 930 R1060	520
MA6-1061	1SFA 611 930 R1061	520
MB10/10.L10	1SNA 115 334 R1100	343
MB10/10.L2	1SNA 115 328 R2300	343
MB10/10.L3	1SNA 115 329 R2400	343
MB10/10.L4	1SNA 115 330 R2100	343
MB10/10.L5	1SNA 115 331 R1600	343
MB10/10.L6	1SNA 115 332 R1700	343
MB10/10.L8	1SNA 115 333 R1000	343
MB10/10.P10	1SNA 165 349 R1200	343
MB10/10.P2	1SNA 165 343 R0400	343
MB10/10.P3	1SNA 165 344 R0500	343
MB10/10.P4	1SNA 165 345 R0600	343
MB10/10.P5	1SNA 165 346 R0700	343
MB10/10.P6	1SNA 165 347 R0000	343
MB10/10.P8	1SNA 165 348 R1100	343
MB10/12.SF	1SNA 111 033 R0300	100
MB10/12.SF1	1SNA 111 035 R0500	100
MB10/12.SFD	1SNA 111 037 R0700	100
MB10/12.SFL	1SNA 111 034 R0400	100
MB10/22.SF	1SNA 116 302 R2300	109
MB10/22.SFL	1SNA 116 303 R2400	109
MB10/22.SN	1SNA 116 304 R2500	109
MB10/24.SF	1SNA 116 299 R2000	110
MB10/24.SF1	1SNA 116 298 R2700	110
MB25/30.SF	1SNA 116 305 R2600	110
MB2x70/10.L8	1SNA 115 342 R2100	343
MB2x70/10.P8	1SNA 165 357 R0200	343
MB4/6.L10	1SNA 115 412 R0000	342
MB4/6.L2	1SNA 115 406 R1300	342
MB4/6.L3	1SNA 115 407 R1400	342
MB4/6.L4	1SNA 115 408 R2500	342
MB4/6.L5	1SNA 115 409 R2600	342
MB4/6.L6	1SNA 115 410 R1200	342
MB4/6.L8	1SNA 115 411 R0700	342
MB4/6.P10	1SNA 165 426 R1000	342
MB4/6.P2	1SNA 165 420 R2600	342
MB4/6.P3	1SNA 165 421 R1300	342
MB4/6.P4	1SNA 165 422 R1400	342
MB4/6.P5	1SNA 165 423 R1500	342
MB4/6.P6	1SNA 165 424 R1600	342
MB4/6.P8	1SNA 165 425 R1700	342
MB6/8.L10	1SNA 115 419 R1700	342
MB6/8.L2	1SNA 115 413 R0100	342
MB6/8.L3	1SNA 115 414 R0200	342
MB6/8.L4	1SNA 115 415 R0300	342
MB6/8.L5	1SNA 115 416 R0400	342
MB6/8.L6	1SNA 115 417 R0500	342
MB6/8.L8	1SNA 115 418 R1600	342
MB6/8.P10	1SNA 165 433 R1700	342
MB6/8.P2	1SNA 165 427 R1100	342
MB6/8.P3	1SNA 165 428 R2200	342
MB6/8.P4	1SNA 165 429 R2300	342
MB6/8.P5	1SNA 165 430 R2000	342
MB6/8.P6	1SNA 165 431 R1500	342
MB6/8.P8	1SNA 165 432 R1600	342
MB70/10.L2	1SNA 115 335 R1200	343
MB70/10.L4	1SNA 115 336 R1300	343
MB70/10.L6	1SNA 115 337 R1400	343
MB70/10.L8	1SNA 115 338 R2500	343
MB70/10.P2	1SNA 165 350 R1700	343
MB70/10.P4	1SNA 165 351 R0400	343
MB70/10.P6	1SNA 165 352 R0500	343
MB70/10.P8	1SNA 165 353 R0600	343
ML10/13.SF	1SNA 199 095 R1300	104
ML10/13.SFD	1SNA 199 166 R2600	105
ML10/13.SFD1	1SNA 199 167 R2700	105
ML10/13.SFL	1SNA 199 168 R0000	105
ML10/13.SFL1	1SNA 199 165 R2500	105
ML10/13.SN	1SNA 199 105 R2200	104
MS4/6	1SNA 105 013 R1200	122
MS4/6	1SNA 105 265 R0300	122
MS4/6	1SNA 115 265 R2400	122
MS4/6.D2.2G	1SNA 115 312 R1300	324
MS4/6.N	1SNA 125 265 R2600	122
MS6/8	1SNA 105 014 R1300	122
MS6/8	1SNA 115 278 R0100	122
MS6/8.N	1SNA 125 278 R0300	122
MTC6	1SNA 115 206 R2200	121
MTC6.Ex	1SNA 146 227 R2500	358
MU10/13.SF1	1SNA 199 012 R1700	101
MU10/13.SF2	1SNA 199 014 R1100	102
MU10/13.SN3	1SNA 199 021 R1000	103
MU10/14.5.SF1	1SNA 199 011 R1600	101
MU10/14.5.SF2	1SNA 199 013 R1000	102
MU10/14.5.SN3	1SNA 199 015 R1200	103
O		
OMP30	1SNA 235 143 R2200	475
OUCAM 100	1SNA 360 200 R0100	473
OUMAD	1SNA 179 466 R0600	190
OUPAD	1SNA 178 944 R0400	190
OUTA	1SNA 205 284 R0300	190
OUTAD	1SNA 205 710 R1100	190
P		
PAM100015	1SNA 235 146 R2500	518
PAM21515	1SNA 235 103 R2300	519
PAM21520	1SNA 235 105 R2500	519
PAM43015	1SNA 235 104 R2400	519
PAM43020	1SNA 235 106 R2600	519
PAT10060	1SNA 235 114 R1500	522
PC1	1SNA 173 703 R0600	313
PC10	1SNA 163 315 R2600	459
PC13	1SNA 173 510 R2000	459
PC16	1SNA 116 729 R2600	459
PC16	1SNA 116 733 R1200	459
PC16	1SNA 116 734 R1300	459
PC16	1SNA 116 735 R1400	459
PC2	1SNA 174 559 R0600	313
PC22	1SNA 174 151 R2500	459
PC22	1SNA 205 294 R0500	459
PC22	1SNA 205 295 R0600	459
PC5	1SNA 113 542 R1000	459
PC5	1SNA 113 544 R1200	459
PC5.34	1SNA 290 365 R1400	151
PC5.34	1SNA 290 366 R1500	151
PC5.34	1SNA 290 367 R1600	151
PC51	1SNA 167 908 R0600	459
PC52.10	1SNA 399 683 R0500	240
PC52.10	1SNA 399 684 R0600	240
PC52.10	1SNA 399 685 R0700	240
PC52.66	1SNA 399 707 R1500	240
PC52.66	1SNA 399 708 R2600	240
PC52.66	1SNA 399 709 R2700	240
PC6	1SNA 113 546 R1400	459
PC6	1SNA 113 548 R2600	459
PC6	1SNA 116 536 R0500	459
PC6	1SNA 116 537 R0600	459
PC61	1SNA 163 311 R2200	459
PC8	1SNA 116 538 R1700	459
PC8	1SNA 116 539 R1000	459
PC8	1SNA 116 540 R2500	459
PC8	1SNA 163 313 R2400	459
PC81	1SNA 173 523 R1100	459
PCF.1.2	1SNA 356 205 R1200	344
PCF.1.8	1SNA 356 206 R1300	344
PCGS209	1SNA 235 150 R0500	476
PCS2	1SNA 199 871 R2100	90
PCS3	1SNA 199 872 R2200	90
PCS4	1SNA 199 870 R0400	90
PCT100015	1SNA 235 147 R2600	518
PEAD	1SNA 399 719 R1000	516
PEB	1SNA 113 077 R1100	517
PEB	1SNA 195 077 R1400	517
PEBM	1SNA 113 084 R0100	517

Index
Classification by types

Types	Part numbers	Pages
PEC4	1SNA 114 012 R0100	512
PEC5	1SNA 116 600 R0200	512
PEFH	1SNA 163 497 R1600	389
PEH	1SNA 163 211 R2600	517
PEN HOLDER	1SNA 360 098 R1200	472
PEP	1SNA 113 762 R2400	514
PEV	1SNA 113 180 R1200	514
PIB	1SNA 173 812 R1300	517
PIB2	1SNA 235 461 R2100	518
PIB2-TT	1SNA 235 155 R2600	518
PIB2-TT-YL	1SNA 235 157 R2000	518
PIB3	1SNA 235 462 R2200	517
PIED DIN2	1SSA 299 191 R0000	300
PIED DIN3	1SSA 299 190 R0000	300
PPB2715	1SNA 235 111 R1200	520
PPT12030	1SNA 235 115 R1600	522
PPT18050	1SNA 235 116 R1700	522
PR1.A2	1SNA 167 120 R2300	443
PR1.Z2	1SNA 163 050 R0400	443
PR2	1SNA 164 600 R1200	443
PR2P	1SNA 206 596 R2500	443
PR3.G2	1SNA 164 800 R0300	442
PR3.Z2	1SNA 174 300 R1700	442
PR30	1SNA 173 220 R0500	442
PR4	1SNA 168 500 R1200	442
PR5	1SNA 168 700 R2200	442
PR50	1SNA 178 529 R0400	442
PRH1A	1SNA 163 400 R0100	443
PRH1P	1SNA 163 390 R0600	443
PRH2A	1SNA 163 380 R0400	443
PRH2P	1SNA 163 370 R1100	443
PRH2R	1SNA 163 350 R1500	443
PS-3	1SNK 900 650 R0000	461
PSC	1SNA 173 181 R1300	86
PSP5015	1SNA 235 109 R0100	521
PT1	1SSA 299 253 R0000	300
PT1	1SSS 299 253 R2800	421
PT2	1SSA 299 254 R0000	300
PT2	1SSS 299 254 R2800	421
R		
RB-12W7	1SNA 290 455 R0700	510
RB310	1SNA 400 749 R2400	386
RC1010 0 –> 7	1SNA 238 001 R0300	494
RC1010 0 –> 7	1SNA 238 050 R1700	494
RC1010 1 –> 8	1SNA 238 002 R0400	494
RC1010 1 –> 8	1SNA 238 051 R0400	494
RC1010 1 –> 80	1SNA 238 030 R0300	494
RC1010 1 –> 80	1SNA 238 080 R0600	494
RC1010 105 –> 112	1SNA 238 015 R2000	494
RC1010 105 –> 112	1SNA 238 064 R0100	494
RC1010 113 –> 120	1SNA 238 016 R2100	494
RC1010 113 –> 120	1SNA 238 065 R0200	494
RC1010 121 –> 128	1SNA 238 017 R2200	494
RC1010 121 –> 128	1SNA 238 066 R0300	494
RC1010 129 –> 136	1SNA 238 018 R0300	494
RC1010 129 –> 136	1SNA 238 067 R0400	494
RC1010 137 –> 144	1SNA 238 019 R0400	494
RC1010 137 –> 144	1SNA 238 068 R1500	494
RC1010 145 –> 152	1SNA 238 020 R0100	494
RC1010 145 –> 152	1SNA 238 069 R1600	494
RC1010 153 –> 160	1SNA 238 021 R2600	494
RC1010 153 –> 160	1SNA 238 070 R1300	494
RC1010 161 –> 168	1SNA 238 022 R2700	494
RC1010 161 –> 168	1SNA 238 071 R0000	494
RC1010 161 –> 240	1SNA 238 032 R2100	494
RC1010 161 –> 240	1SNA 238 082 R2400	494
RC1010 169 –> 176	1SNA 238 023 R2000	494
RC1010 169 –> 176	1SNA 238 072 R0100	494
RC1010 17 –> 24	1SNA 238 004 R0600	494
RC1010 17 –> 24	1SNA 238 053 R0600	494
RC1010 177 –> 184	1SNA 238 024 R2100	494
RC1010 177 –> 184	1SNA 238 073 R0200	494
RC1010 185 –> 192	1SNA 238 025 R2200	494
RC1010 185 –> 192	1SNA 238 074 R0300	494
RC1010 193 –> 200	1SNA 238 026 R2300	494
RC1010 193 –> 200	1SNA 238 075 R0400	494
RC1010 241 –> 320	1SNA 238 033 R2200	494
RC1010 241 –> 320	1SNA 238 083 R2500	494
RC1010 25 –> 32	1SNA 238 005 R0700	494
RC1010 25 –> 32	1SNA 238 054 R0700	494
RC1010 321 –> 400	1SNA 238 034 R2300	494
RC1010 321 –> 400	1SNA 238 084 R2600	494
RC1010 33 –> 40	1SNA 238 006 R0000	494
RC1010 33 –> 40	1SNA 238 055 R0000	494
RC1010 401 –> 480	1SNA 238 035 R2400	494
RC1010 401 –> 480	1SNA 238 085 R2700	494
RC1010 41 –> 48	1SNA 238 007 R0100	494
RC1010 41 –> 48	1SNA 238 056 R0100	494
RC1010 481 –> 560	1SNA 238 036 R2500	494
RC1010 481 –> 560	1SNA 238 086 R2000	494
RC1010 49 –> 56	1SNA 238 008 R1200	494
RC1010 49 –> 56	1SNA 238 057 R0200	494
RC1010 561 –> 640	1SNA 238 037 R2600	494
RC1010 561 –> 640	1SNA 238 087 R2100	494
RC1010 57 –> 64	1SNA 238 009 R1300	494
RC1010 57 –> 64	1SNA 238 058 R1300	494
RC1010 641 –> 720	1SNA 238 038 R0700	494
RC1010 641 –> 720	1SNA 238 088 R0200	494
RC1010 65 –> 72	1SNA 238 010 R0700	494
RC1010 65 –> 72	1SNA 238 059 R1400	494
RC1010 721 –> 800	1SNA 238 039 R0000	494
RC1010 73 –> 80	1SNA 238 011 R2400	494
RC1010 73 –> 80	1SNA 238 060 R1100	494
RC1010 801 –> 880	1SNA 238 040 R1500	494
RC1010 81 –> 160	1SNA 238 031 R2000	494
RC1010 81 –> 160	1SNA 238 081 R2300	494
RC1010 81 –> 88	1SNA 238 012 R2500	494
RC1010 81 –> 88	1SNA 238 061 R0600	494
RC1010 881 –> 960	1SNA 238 041 R0200	494
RC1010 89 –> 96	1SNA 238 013 R2600	494
RC1010 89 –> 96	1SNA 238 062 R0700	494
RC1010 9 –> 16	1SNA 238 003 R0500	494
RC1010 9 –> 16	1SNA 238 052 R0500	494
RC1010 97 –> 104	1SNA 238 014 R2700	494
RC1010 97 –> 104	1SNA 238 063 R0000	494
RC1010 blanc	1SNA 238 000 R1600	493
RC410 0 –> 9	1SNA 229 001 R0200	481
RC410 0 –> 9	1SNA 229 040 R1400	482
RC410 1 –> 10	1SNA 229 002 R0300	481
RC410 1 –> 10	1SNA 229 041 R0100	482
RC410 1 –> 100	1SNA 229 030 R0200	481
RC410 1 –> 100	1SNA 229 060 R1000	482
RC410 100 x -	1SNA 229 112 R2500	481
RC410 100 x ~	1SNA 229 114 R2700	481
RC410 100 x +	1SNA 229 111 R2400	481
RC410 100 x =	1SNA 229 113 R2600	481
RC410 100 x 0	1SNA 229 210 R1300	481
RC410 100 x 1	1SNA 229 211 R0000	481
RC410 100 x 10	1SNA 229 220 R1500	481
RC410 100 x 11	1SNA 229 221 R0200	481
RC410 100 x 12	1SNA 229 222 R0300	481
RC410 100 x 13	1SNA 229 223 R0400	481
RC410 100 x 14	1SNA 229 224 R0500	481
RC410 100 x 15	1SNA 229 225 R0600	481
RC410 100 x 16	1SNA 229 226 R0700	481
RC410 100 x 17	1SNA 229 227 R0000	481
RC410 100 x 18	1SNA 229 228 R1100	481
RC410 100 x 19	1SNA 229 229 R1200	481
RC410 100 x 2	1SNA 229 212 R0100	481
RC410 100 x 20	1SNA 229 230 R1700	481
RC410 100 x 3	1SNA 229 213 R0200	481
RC410 100 x 4	1SNA 229 214 R0300	481
RC410 100 x 5	1SNA 229 215 R0400	481
RC410 100 x 6/100 x 9	1SNA 229 216 R0500	481
RC410 100 x 7	1SNA 229 217 R0600	481
RC410 100 x 8	1SNA 229 218 R1700	481
RC410 100 x A	1SNA 229 150 R1700	481
RC410 100 x A	1SNA 229 180 R0600	482
RC410 100 x B	1SNA 229 151 R0400	481
RC410 100 x B	1SNA 229 181 R2300	482
RC410 100 x C	1SNA 229 152 R0500	481
RC410 100 x C	1SNA 229 182 R2400	482
RC410 100 x D	1SNA 229 153 R0600	481
RC410 100 x D	1SNA 229 183 R2500	482
RC410 100 x E	1SNA 229 154 R0700	481
RC410 100 x E	1SNA 229 184 R2600	482
RC410 100 x F	1SNA 229 155 R0000	481
RC410 100 x F	1SNA 229 185 R2700	482
RC410 100 x G	1SNA 229 156 R0100	481
RC410 100 x G	1SNA 229 186 R2000	482
RC410 100 x H	1SNA 229 157 R0200	481
RC410 100 x H	1SNA 229 187 R2100	482
RC410 100 x I	1SNA 229 158 R1300	481
RC410 100 x I	1SNA 229 188 R0200	482
RC410 100 x J	1SNA 229 159 R1400	481
RC410 100 x J	1SNA 229 189 R0300	482
RC410 100 x K	1SNA 229 160 R1100	481
RC410 100 x K	1SNA 229 190 R0000	482
RC410 100 x L	1SNA 229 161 R0600	481
RC410 100 x L	1SNA 229 191 R2500	482
RC410 100 x M	1SNA 229 162 R0700	481
RC410 100 x M	1SNA 229 192 R2600	482
RC410 100 x N	1SNA 229 163 R0000	481
RC410 100 x N	1SNA 229 193 R2700	482
RC410 100 x O	1SNA 229 164 R0100	481
RC410 100 x O	1SNA 229 194 R2000	482
RC410 100 x P	1SNA 229 165 R0200	481
RC410 100 x P	1SNA 229 195 R2100	482
RC410 100 x Q	1SNA 229 166 R0300	481
RC410 100 x Q	1SNA 229 196 R2200	482
RC410 100 x R	1SNA 229 167 R0400	481
RC410 100 x R	1SNA 229 197 R2300	482
RC410 100 x S	1SNA 229 168 R1500	481
RC410 100 x S	1SNA 229 198 R0400	482
RC410 100 x T	1SNA 229 169 R1600	481
RC410 100 x T	1SNA 229 199 R0500	482
RC410 100 x Terre	1SNA 229 115 R2000	481
RC410 100 x U	1SNA 229 170 R1300	481
RC410 100 x U	1SNA 229 200 R2200	482
RC410 100 x V	1SNA 229 171 R0000	481
RC410 100 x V	1SNA 229 201 R1700	482
RC410 100 x W	1SNA 229 172 R0100	481
RC410 100 x W	1SNA 229 202 R1000	482
RC410 100 x X	1SNA 229 173 R0200	481
RC410 100 x X	1SNA 229 203 R1100	482
RC410 100 x Y	1SNA 229 174 R0300	481
RC410 100 x Y	1SNA 229 204 R1200	482
RC410 100 x Z	1SNA 229 175 R0400	481
RC410 100 x Z	1SNA 229 205 R1300	482
RC410 101 –> 110	1SNA 229 051 R0300	482
RC410 101 –> 200	1SNA 229 061 R0500	482
RC410 11 –> 20	1SNA 229 003 R0400	481
RC410 11 –> 20	1SNA 229 042 R0200	482
RC410 111 –> 120	1SNA 229 052 R0400	482
RC410 121 –> 130	1SNA 229 053 R0500	482
RC410 131 –> 140	1SNA 229 054 R0600	482
RC410 141 –> 150	1SNA 229 055 R0700	482
RC410 151 –> 160	1SNA 229 056 R0000	482
RC410 161 –> 170	1SNA 229 057 R0100	482
RC410 171 –> 180	1SNA 229 058 R1200	482
RC410 181 –> 190	1SNA 229 059 R1300	482
RC410 191 –> 200	1SNA 229 072 R0000	482
RC410 201 –> 300	1SNA 229 062 R0600	482
RC410 21 –> 30	1SNA 229 004 R0500	481
RC410 21 –> 30	1SNA 229 043 R0300	482
RC410 301 –> 400	1SNA 229 063 R0700	482
RC410 31 –> 40	1SNA 229 005 R0600	481
RC410 31 –> 40	1SNA 229 044 R0400	482
RC410 401 –> 500	1SNA 229 064 R0000	482
RC410 41 –> 50	1SNA 229 006 R0700	481
RC410 41 –> 50	1SNA 229 045 R0500	482
RC410 501 –> 600	1SNA 229 065 R0100	482
RC410 51 –> 60	1SNA 229 007 R0000	481
RC410 51 –> 60	1SNA 229 046 R0600	482
RC410 601 –> 700	1SNA 229 066 R0200	482
RC410 61 –> 70	1SNA 229 008 R1100	481
RC410 61 –> 70	1SNA 229 047 R0700	482
RC410 701 –> 800	1SNA 229 067 R0300	482
RC410 71 –> 80	1SNA 229 009 R1200	481
RC410 71 –> 80	1SNA 229 048 R1000	482
RC410 801 –> 900	1SNA 229 068 R1400	482
RC410 81 –> 90	1SNA 229 010 R0600	481
RC410 81 –> 90	1SNA 229 049 R1100	482
RC410 901 –> 1000	1SNA 229 069 R1500	482
RC410 91 –> 100	1SNA 229 011 R2300	481
RC410 91 –> 100	1SNA 229 050 R1600	482
RC410 blanc	1SNA 229 000 R1500	480
RC510 0 –> 9	1SNA 231 001 R2400	484
RC510 0 –> 9	1SNA 231 040 R0600	485
RC510 1 –> 10	1SNA 231 002 R2500	484
RC510 1 –> 10	1SNA 231 041 R2300	485
RC510 1 –> 100	1SNA 231 030 R2400	484
RC510 1 –> 100	1SNA 231 060 R0200	485
RC510 1 –> 20	1SNA 231 133 R1400	485
RC510 100 x -	1SNA 231 112 R1700	484
RC510 100 x ~	1SNA 231 114 R1100	484
RC510 100 x +	1SNA 231 111 R1600	484
RC510 100 x =	1SNA 231 113 R1000	484
RC510 100 x 0	1SNA 231 210 R0500	484
RC510 100 x 1	1SNA 231 211 R2200	484
RC510 100 x 10	1SNA 231 220 R0700	484
RC510 100 x 11	1SNA 231 221 R2400	484
RC510 100 x 12	1SNA 231 222 R2500	484
RC510 100 x 13	1SNA 231 223 R2600	484
RC510 100 x 14	1SNA 231 224 R2700	484
RC510 100 x 15	1SNA 231 225 R2000	484
RC510 100 x 16	1SNA 231 226 R2100	484
RC510 100 x 17	1SNA 231 227 R2200	484
RC510 100 x 18	1SNA 231 228 R0300	484
RC510 100 x 19	1SNA 231 229 R0400	484
RC510 100 x 2	1SNA 231 212 R2300	484
RC510 100 x 20	1SNA 231 230 R0100	484
RC510 100 x 3	1SNA 231 213 R2400	484
RC510 100 x 4	1SNA 231 214 R2500	484
RC510 100 x 5	1SNA 231 215 R2600	484
RC510 100 x 6/100 x 9	1SNA 231 216 R2700	484
RC510 100 x 7	1SNA 231 217 R2000	484
RC510 100 x 8	1SNA 231 218 R0100	484
RC510 100 x A	1SNA 231 150 R0100	484
RC510 100 x A	1SNA 231 180 R2000	485
RC510 100 x B	1SNA 231 151 R2600	484
RC510 100 x B	1SNA 231 181 R1500	485
RC510 100 x C	1SNA 231 152 R2700	484
RC510 100 x C	1SNA 231 182 R1600	485
RC510 100 x D	1SNA 231 153 R2000	484

Index
Classification by types

Types	Part numbers	Pages
RC510 100 x D	1SNA 231 183 R1700	485
RC510 100 x E	1SNA 231 154 R2100	484
RC510 100 x E	1SNA 231 184 R1000	485
RC510 100 x F	1SNA 231 155 R2200	484
RC510 100 x F	1SNA 231 185 R1100	485
RC510 100 x G	1SNA 231 156 R2300	484
RC510 100 x G	1SNA 231 186 R1200	485
RC510 100 x H	1SNA 231 157 R2400	484
RC510 100 x H	1SNA 231 187 R1300	485
RC510 100 x I	1SNA 231 158 R0500	484
RC510 100 x I	1SNA 231 188 R2400	485
RC510 100 x J	1SNA 231 159 R0600	484
RC510 100 x J	1SNA 231 189 R2500	485
RC510 100 x K	1SNA 231 160 R0300	484
RC510 100 x K	1SNA 231 190 R2200	485
RC510 100 x L	1SNA 231 161 R2000	484
RC510 100 x L	1SNA 231 191 R1700	485
RC510 100 x L1	1SNA 231 116 R1300	484
RC510 100 x L2	1SNA 231 117 R1400	484
RC510 100 x L3	1SNA 231 118 R2500	484
RC510 100 x M	1SNA 231 162 R2100	484
RC510 100 x M	1SNA 231 192 R1000	485
RC510 100 x N	1SNA 231 163 R2200	484
RC510 100 x N	1SNA 231 193 R1100	485
RC510 100 x O	1SNA 231 164 R2300	484
RC510 100 x O	1SNA 231 194 R1200	485
RC510 100 x P	1SNA 231 165 R2400	484
RC510 100 x P	1SNA 231 195 R1300	485
RC510 100 x PE	1SNA 231 119 R2600	484
RC510 100 x Q	1SNA 231 166 R2500	484
RC510 100 x Q	1SNA 231 196 R1400	485
RC510 100 x R	1SNA 231 167 R2600	484
RC510 100 x R	1SNA 231 197 R1500	485
RC510 100 x S	1SNA 231 168 R0700	484
RC510 100 x S	1SNA 231 198 R2600	485
RC510 100 x T	1SNA 231 169 R0000	484
RC510 100 x T	1SNA 231 199 R2700	485
RC510 100 x Terre	1SNA 231 115 R1200	484
RC510 100 x U	1SNA 231 170 R0500	484
RC510 100 x U	1SNA 231 200 R1400	485
RC510 100 x V	1SNA 231 171 R2200	484
RC510 100 x V	1SNA 231 201 R0100	485
RC510 100 x W	1SNA 231 172 R2300	484
RC510 100 x W	1SNA 231 202 R0200	485
RC510 100 x X	1SNA 231 173 R2400	484
RC510 100 x X	1SNA 231 203 R0300	485
RC510 100 x Y	1SNA 231 174 R2500	484
RC510 100 x Y	1SNA 231 204 R0400	485
RC510 100 x Z	1SNA 231 175 R2600	484
RC510 100 x Z	1SNA 231 205 R0500	485
RC510 101 –> 110	1SNA 231 012 R1600	484
RC510 101 –> 110	1SNA 231 051 R2500	485
RC510 101 –> 200	1SNA 231 031 R1100	484
RC510 101 –> 200	1SNA 231 061 R2700	485
RC510 11 –> 20	1SNA 231 003 R2600	484
RC510 11 –> 20	1SNA 231 042 R2400	485
RC510 111 –> 120	1SNA 231 013 R1700	484
RC510 111 –> 120	1SNA 231 052 R2600	485
RC510 121 –> 130	1SNA 231 014 R1000	484
RC510 121 –> 130	1SNA 231 053 R2700	485
RC510 131 –> 140	1SNA 231 015 R1100	484
RC510 131 –> 140	1SNA 231 054 R2000	485
RC510 141 –> 150	1SNA 231 016 R1200	484
RC510 141 –> 150	1SNA 231 055 R2100	485
RC510 151 –> 160	1SNA 231 017 R1300	484
RC510 151 –> 160	1SNA 231 056 R2200	485
RC510 161 –> 170	1SNA 231 018 R2400	484
RC510 161 –> 170	1SNA 231 057 R2300	485
RC510 171 –> 180	1SNA 231 019 R2500	484
RC510 171 –> 180	1SNA 231 058 R0400	485
RC510 181 –> 190	1SNA 231 020 R2200	484
RC510 181 –> 190	1SNA 231 059 R0500	485
RC510 191 –> 200	1SNA 231 021 R1700	484
RC510 191 –> 200	1SNA 231 072 R2200	485
RC510 20 x L1-L2...	1SNA 231 131 R1200	484
RC510 201 –> 300	1SNA 231 032 R1200	484
RC510 201 –> 300	1SNA 231 062 R2000	485
RC510 21 –> 30	1SNA 231 004 R2700	484
RC510 21 –> 30	1SNA 231 043 R2500	485
RC510 21 –> 40	1SNA 231 134 R1500	485
RC510 301 –> 400	1SNA 231 033 R1300	484
RC510 301 –> 400	1SNA 231 063 R2100	485
RC510 31 –> 40	1SNA 231 005 R2000	484
RC510 31 –> 40	1SNA 231 044 R2600	485
RC510 401 –> 500	1SNA 231 034 R1400	484
RC510 401 –> 500	1SNA 231 064 R2200	485
RC510 41 –> 50	1SNA 231 006 R2100	484
RC510 41 –> 50	1SNA 231 045 R2700	485
RC510 41 –> 60	1SNA 231 135 R1600	485
RC510 501 –> 600	1SNA 231 035 R1500	484
RC510 501 –> 600	1SNA 231 065 R2300	485
RC510 51 –> 60	1SNA 231 007 R2200	484
RC510 51 –> 60	1SNA 231 046 R2000	485
RC510 601 –> 700	1SNA 231 036 R1600	484
RC510 601 –> 700	1SNA 231 066 R2400	485
RC510 61 –> 70	1SNA 231 008 R0300	484
RC510 61 –> 70	1SNA 231 047 R2100	485
RC510 61 –> 80	1SNA 231 136 R1700	485
RC510 701 –> 800	1SNA 231 037 R1700	484
RC510 701 –> 800	1SNA 231 067 R2500	485
RC510 71 –> 80	1SNA 231 009 R0400	484
RC510 71 –> 80	1SNA 231 048 R0200	485
RC510 801 –> 900	1SNA 231 038 R2000	484
RC510 801 –> 900	1SNA 231 068 R0600	485
RC510 81 –> 100	1SNA 231 137 R1000	485
RC510 81 –> 90	1SNA 231 010 R2000	484
RC510 81 –> 90	1SNA 231 049 R0300	485
RC510 901 –> 1000	1SNA 231 039 R2100	484
RC510 901 –> 1000	1SNA 231 069 R0700	485
RC510 91 –> 100	1SNA 231 011 R1500	484
RC510 91 –> 100	1SNA 231 050 R0000	485
RC510 blanc	1SNA 231 000 R0700	483
RC510 jaune	1SNA 103 890 R2100	483
RC510TT	1SNA 231 600 R1500	483
RC510TT-YL	1SNA 231 700 R1100	483
RC55 0 –> 9	1SNA 230 001 R0700	496
RC55 0 –> 9	1SNA 230 040 R1100	497
RC55 1 –> 10	1SNA 230 002 R0000	496
RC55 1 –> 10	1SNA 230 041 R0600	497
RC55 1 –> 100	1SNA 230 030 R0700	496
RC55 1 –> 100	1SNA 230 060 R1500	497
RC55 100 x -	1SNA 230 112 R2200	496
RC55 100 x ~	1SNA 230 114 R2400	496
RC55 100 x +	1SNA 230 111 R2100	496
RC55 100 x =	1SNA 230 113 R2300	496
RC55 100 x 0	1SNA 230 240 R2600	496
RC55 100 x 1	1SNA 230 241 R1300	496
RC55 100 x 10	1SNA 230 250 R2000	496
RC55 100 x 11	1SNA 230 251 R1500	496
RC55 100 x 12	1SNA 230 252 R1600	496
RC55 100 x 13	1SNA 230 253 R1700	496
RC55 100 x 14	1SNA 230 254 R1000	496
RC55 100 x 15	1SNA 230 255 R1100	496
RC55 100 x 16	1SNA 230 256 R1200	496
RC55 100 x 17	1SNA 230 257 R1300	496
RC55 100 x 18	1SNA 230 258 R2400	496
RC55 100 x 19	1SNA 230 259 R2500	496
RC55 100 x 2	1SNA 230 242 R1400	496
RC55 100 x 20	1SNA 230 260 R2200	496
RC55 100 x 3	1SNA 230 243 R1500	496
RC55 100 x 4	1SNA 230 244 R1600	496
RC55 100 x 5	1SNA 230 245 R1700	496
RC55 100 x 6/100 x 9	1SNA 230 246 R1000	496
RC55 100 x 7	1SNA 230 247 R1100	496
RC55 100 x 8	1SNA 230 248 R2200	496
RC55 100 x A	1SNA 230 150 R1400	496
RC55 100 x A	1SNA 230 180 R0300	497
RC55 100 x B	1SNA 230 151 R0100	496
RC55 100 x B	1SNA 230 181 R2000	497
RC55 100 x C	1SNA 230 152 R0200	496
RC55 100 x C	1SNA 230 182 R2100	497
RC55 100 x D	1SNA 230 153 R0300	496
RC55 100 x D	1SNA 230 183 R2200	497
RC55 100 x E	1SNA 230 154 R0400	496
RC55 100 x E	1SNA 230 184 R2300	497
RC55 100 x F	1SNA 230 155 R0500	496
RC55 100 x F	1SNA 230 185 R2400	497
RC55 100 x G	1SNA 230 156 R0600	496
RC55 100 x G	1SNA 230 186 R2500	497
RC55 100 x H	1SNA 230 157 R0700	496
RC55 100 x H	1SNA 230 187 R2600	497
RC55 100 x I	1SNA 230 158 R1000	496
RC55 100 x I	1SNA 230 188 R0700	497
RC55 100 x J	1SNA 230 159 R1100	496
RC55 100 x J	1SNA 230 189 R0000	497
RC55 100 x K	1SNA 230 160 R1600	496
RC55 100 x K	1SNA 230 190 R0500	497
RC55 100 x L	1SNA 230 161 R0300	496
RC55 100 x L	1SNA 230 191 R2200	497
RC55 100 x L1	1SNA 230 116 R2600	496
RC55 100 x L2	1SNA 230 117 R2700	496
RC55 100 x L3	1SNA 230 118 R0000	496
RC55 100 x M	1SNA 230 162 R0400	496
RC55 100 x M	1SNA 230 192 R2300	497
RC55 100 x N	1SNA 230 163 R0500	496
RC55 100 x N	1SNA 230 193 R2400	497
RC55 100 x O	1SNA 230 164 R0600	496
RC55 100 x O	1SNA 230 194 R2500	497
RC55 100 x P	1SNA 230 165 R0700	496
RC55 100 x P	1SNA 230 195 R2600	497
RC55 100 x PE	1SNA 230 119 R0100	496
RC55 100 x Q	1SNA 230 166 R0000	496
RC55 100 x Q	1SNA 230 196 R2700	497
RC55 100 x R	1SNA 230 167 R0100	496
RC55 100 x R	1SNA 230 197 R2000	497
RC55 100 x S	1SNA 230 168 R1200	496
RC55 100 x S	1SNA 230 198 R0100	497
RC55 100 x T	1SNA 230 169 R1300	496
RC55 100 x T	1SNA 230 199 R0200	497
RC55 100 x Terre	1SNA 230 115 R2500	496
RC55 100 x U	1SNA 230 170 R1000	496
RC55 100 x U	1SNA 230 200 R2700	497
RC55 100 x V	1SNA 230 171 R0500	496
RC55 100 x V	1SNA 230 201 R1400	497
RC55 100 x W	1SNA 230 172 R0600	496
RC55 100 x W	1SNA 230 202 R1500	497
RC55 100 x X	1SNA 230 173 R0700	496
RC55 100 x X	1SNA 230 203 R1600	497
RC55 100 x Y	1SNA 230 174 R0000	496
RC55 100 x Y	1SNA 230 204 R1700	497
RC55 100 x Z	1SNA 230 175 R0100	496
RC55 100 x Z	1SNA 230 205 R1000	497
RC55 101 –> 110	1SNA 230 012 R2100	496
RC55 101 –> 110	1SNA 230 051 R0000	497
RC55 101 –> 200	1SNA 230 031 R2400	496
RC55 101 –> 200	1SNA 230 061 R0200	497
RC55 11 –> 20	1SNA 230 003 R0100	496
RC55 11 –> 20	1SNA 230 042 R0700	497
RC55 111 –> 120	1SNA 230 013 R2200	496
RC55 111 –> 120	1SNA 230 052 R0100	497
RC55 121 –> 130	1SNA 230 014 R2300	496
RC55 121 –> 130	1SNA 230 053 R0200	497
RC55 131 –> 140	1SNA 230 015 R2400	496
RC55 131 –> 140	1SNA 230 054 R0300	497
RC55 141 –> 150	1SNA 230 016 R2500	496
RC55 141 –> 150	1SNA 230 055 R0400	497
RC55 151 –> 160	1SNA 230 017 R2600	496
RC55 151 –> 160	1SNA 230 056 R0500	497
RC55 161 –> 170	1SNA 230 018 R0700	496
RC55 161 –> 170	1SNA 230 057 R0600	497
RC55 171 –> 180	1SNA 230 019 R0000	496
RC55 171 –> 180	1SNA 230 058 R1700	497
RC55 181 –> 190	1SNA 230 020 R0500	496
RC55 181 –> 190	1SNA 230 059 R1000	497
RC55 191 –> 200	1SNA 230 021 R2200	496
RC55 191 –> 200	1SNA 230 072 R0500	497
RC55 20 x L1-L2-L3...	1SNA 230 131 R2500	496
RC55 201 –> 300	1SNA 230 032 R2500	496
RC55 201 –> 300	1SNA 230 062 R0300	497
RC55 21 –> 30	1SNA 230 004 R0200	496
RC55 21 –> 30	1SNA 230 043 R0000	497
RC55 301 –> 400	1SNA 230 033 R2600	496
RC55 301 –> 400	1SNA 230 063 R0400	497
RC55 31 –> 40	1SNA 230 005 R0300	496
RC55 31 –> 40	1SNA 230 044 R0100	497
RC55 401 –> 500	1SNA 230 034 R2700	496
RC55 401 –> 500	1SNA 230 064 R0500	497
RC55 41 –> 50	1SNA 230 006 R0400	496
RC55 41 –> 50	1SNA 230 045 R0200	497
RC55 501 –> 600	1SNA 230 035 R2000	496
RC55 501 –> 600	1SNA 230 065 R0600	497
RC55 51 –> 60	1SNA 230 007 R0500	496
RC55 51 –> 60	1SNA 230 046 R0300	497
RC55 601 –> 700	1SNA 230 036 R2100	496
RC55 601 –> 700	1SNA 230 066 R0700	497
RC55 61 –> 70	1SNA 230 008 R1600	496
RC55 61 –> 70	1SNA 230 047 R0400	497
RC55 701 –> 800	1SNA 230 037 R2200	496
RC55 701 –> 800	1SNA 230 067 R0000	497
RC55 71 –> 80	1SNA 230 009 R1700	496
RC55 71 –> 80	1SNA 230 048 R1500	497
RC55 801 –> 900	1SNA 230 038 R0300	496
RC55 801 –> 900	1SNA 230 068 R1100	497
RC55 81 –> 90	1SNA 230 010 R0300	496
RC55 81 –> 90	1SNA 230 049 R1600	497
RC55 901 –> 1000	1SNA 230 039 R0400	496
RC55 901 –> 1000	1SNA 230 069 R1200	497
RC55 91 –> 100	1SNA 230 011 R2000	496
RC55 91 –> 100	1SNA 230 050 R1300	497
RC55 blanc	1SNA 230 000 R1200	495
RC610 0 –> 9	1SNA 233 001 R2600	487
RC610 0 –> 9	1SNA 233 040 R0000	489
RC610 1 –> 10	1SNA 233 002 R2700	487
RC610 1 –> 10	1SNA 233 041 R2500	489
RC610 1 –> 100	1SNA 233 030 R2600	487
RC610 1 –> 100	1SNA 233 060 R0400	489
RC610 1 –> 20	1SNA 233 133 R1600	487
RC610 1 –> 20	1SNA 233 143 R2000	489
RC610 10 x U1-U2-U3...	1SNA 233 132 R1500	488
RC610 100 x -	1SNA 233 112 R1100	488
RC610 100 x ~	1SNA 233 114 R1300	488
RC610 100 x +	1SNA 233 111 R1000	488
RC610 100 x +24V	1SNA 233 124 R1500	489
RC610 100 x +48V	1SNA 233 125 R1600	489
RC610 100 x =	1SNA 233 113 R1200	488
RC610 100 x 0	1SNA 233 201 R0300	487

Index
Classification by types

Types	Part numbers	Pages
RC610 100 x 0	1SNA 233 240 R1500	489
RC610 100 x 1	1SNA 233 202 R0400	487
RC610 100 x 1	1SNA 233 241 R0200	489
RC610 100 x 10	1SNA 233 211 R2400	487
RC610 100 x 10	1SNA 233 250 R1700	489
RC610 100 x 11	1SNA 233 212 R2500	487
RC610 100 x 11	1SNA 233 251 R0400	489
RC610 100 x 12	1SNA 233 213 R2600	487
RC610 100 x 12	1SNA 233 252 R0500	489
RC610 100 x 13	1SNA 233 214 R2700	487
RC610 100 x 13	1SNA 233 253 R0600	489
RC610 100 x 14	1SNA 233 215 R2000	487
RC610 100 x 14	1SNA 233 254 R0700	489
RC610 100 x 15	1SNA 233 216 R2100	487
RC610 100 x 15	1SNA 233 255 R0000	489
RC610 100 x 16	1SNA 233 217 R2200	487
RC610 100 x 16	1SNA 233 256 R0100	489
RC610 100 x 17	1SNA 233 218 R0300	487
RC610 100 x 17	1SNA 233 257 R0200	489
RC610 100 x 18	1SNA 233 219 R0400	487
RC610 100 x 18	1SNA 233 258 R1300	489
RC610 100 x 19	1SNA 233 220 R0100	487
RC610 100 x 19	1SNA 233 259 R1400	489
RC610 100 x 2	1SNA 233 203 R0500	487
RC610 100 x 2	1SNA 233 242 R0300	489
RC610 100 x 20	1SNA 233 221 R2600	487
RC610 100 x 20	1SNA 233 260 R1100	489
RC610 100 x -24V	1SNA 233 126 R1700	489
RC610 100 x 3	1SNA 233 204 R0600	487
RC610 100 x 3	1SNA 233 243 R0400	489
RC610 100 x 4	1SNA 233 205 R0700	487
RC610 100 x 4	1SNA 233 244 R0500	489
RC610 100 x -48V	1SNA 233 127 R1000	489
RC610 100 x 5	1SNA 233 206 R0000	487
RC610 100 x 5	1SNA 233 245 R0600	489
RC610 100 x 6/100 x 9	1SNA 233 207 R0100	487
RC610 100 x 6/100 x 9	1SNA 233 246 R0700	489
RC610 100 x 7	1SNA 233 208 R1200	487
RC610 100 x 7	1SNA 233 247 R0000	489
RC610 100 x 8	1SNA 233 209 R1300	487
RC610 100 x 8	1SNA 233 248 R1100	489
RC610 100 x A	1SNA 233 150 R0300	488
RC610 100 x A	1SNA 233 180 R2200	489
RC610 100 x B	1SNA 233 151 R2000	488
RC610 100 x B	1SNA 233 181 R1700	489
RC610 100 x C	1SNA 233 152 R2100	488
RC610 100 x C	1SNA 233 182 R1000	489
RC610 100 x D	1SNA 233 153 R2200	488
RC610 100 x D	1SNA 233 183 R1100	489
RC610 100 x E	1SNA 233 154 R2300	488
RC610 100 x E	1SNA 233 184 R1200	489
RC610 100 x F	1SNA 233 155 R2400	488
RC610 100 x F	1SNA 233 185 R1300	489
RC610 100 x G	1SNA 233 156 R2500	488
RC610 100 x G	1SNA 233 186 R1400	489
RC610 100 x H	1SNA 233 157 R2600	488
RC610 100 x H	1SNA 233 187 R1500	489
RC610 100 x I	1SNA 233 158 R0700	488
RC610 100 x I	1SNA 233 188 R2600	489
RC610 100 x J	1SNA 233 159 R0000	488
RC610 100 x J	1SNA 233 189 R2700	489
RC610 100 x K	1SNA 233 160 R0500	488
RC610 100 x K	1SNA 233 190 R2400	489
RC610 100 x L	1SNA 233 161 R2200	488
RC610 100 x L	1SNA 233 191 R1100	489
RC610 100 x L1	1SNA 233 116 R1500	488
RC610 100 x L2	1SNA 233 117 R1600	488
RC610 100 x L3	1SNA 233 118 R2700	488
RC610 100 x M	1SNA 233 162 R2300	488
RC610 100 x M	1SNA 233 192 R1200	489
RC610 100 x N	1SNA 233 163 R2400	488
RC610 100 x N	1SNA 233 193 R1300	489
RC610 100 x O	1SNA 233 164 R2500	488
RC610 100 x O	1SNA 233 194 R1400	489
RC610 100 x P	1SNA 233 165 R2600	488
RC610 100 x P	1SNA 233 195 R1500	489
RC610 100 x PE	1SNA 233 119 R2000	488
RC610 100 x Q	1SNA 233 166 R2700	488
RC610 100 x Q	1SNA 233 196 R1600	489
RC610 100 x R	1SNA 233 167 R2000	488
RC610 100 x R	1SNA 233 197 R1700	489
RC610 100 x S	1SNA 233 168 R0100	488
RC610 100 x S	1SNA 233 198 R2000	489
RC610 100 x T	1SNA 233 169 R0200	488
RC610 100 x T	1SNA 233 199 R2100	489
RC610 100 x Terre	1SNA 233 115 R1400	488
RC610 100 x U	1SNA 233 170 R0700	488
RC610 100 x U	1SNA 233 200 R1600	489
RC610 100 x V	1SNA 233 171 R2400	488
RC610 100 x V	1SNA 233 235 R2400	489
RC610 100 x W	1SNA 233 172 R2500	488
RC610 100 x W	1SNA 233 236 R2500	489
RC610 100 x X	1SNA 233 173 R2600	488
RC610 100 x X	1SNA 233 237 R2600	489
RC610 100 x Y	1SNA 233 174 R2700	488
RC610 100 x Y	1SNA 233 238 R0700	489
RC610 100 x Z	1SNA 233 175 R2000	488
RC610 100 x Z	1SNA 233 239 R0000	489
RC610 101 –> 110	1SNA 233 012 R1000	487
RC610 101 –> 110	1SNA 233 051 R2700	489
RC610 101 –> 200	1SNA 233 031 R1300	487
RC610 101 –> 200	1SNA 233 061 R2100	489
RC610 10x1 –> 9 + vierge	1SNA 233 142 R2700	487
RC610 11 –> 20	1SNA 233 003 R2000	487
RC610 11 –> 20	1SNA 233 042 R2600	489
RC610 111 –> 120	1SNA 233 013 R1100	487
RC610 111 –> 120	1SNA 233 080 R2100	489
RC610 121 –> 130	1SNA 233 014 R1200	487
RC610 121 –> 130	1SNA 233 081 R1600	489
RC610 131 –> 140	1SNA 233 015 R1300	487
RC610 131 –> 140	1SNA 233 082 R1700	489
RC610 141 –> 150	1SNA 233 016 R1400	487
RC610 141 –> 150	1SNA 233 083 R1000	489
RC610 151 –> 160	1SNA 233 017 R1500	487
RC610 151 –> 160	1SNA 233 084 R1100	489
RC610 161 –> 170	1SNA 233 018 R2600	487
RC610 161 –> 170	1SNA 233 085 R1200	489
RC610 171 –> 180	1SNA 233 019 R2700	487
RC610 171 –> 180	1SNA 233 086 R1300	489
RC610 181 –> 190	1SNA 233 020 R2400	487
RC610 181 –> 190	1SNA 233 087 R1400	489
RC610 191 –> 200	1SNA 233 021 R1100	487
RC610 191 –> 200	1SNA 233 088 R2500	489
RC610 2 x 1 –> 50	1SNA 233 141 R2600	487
RC610 20 x L1-L2-L3...	1SNA 233 131 R1400	488
RC610 201 –> 210	1SNA 233 022 R1200	487
RC610 201 –> 300	1SNA 233 032 R1400	487
RC610 201 –> 300	1SNA 233 062 R2200	489
RC610 21 –> 30	1SNA 233 004 R2100	487
RC610 21 –> 30	1SNA 233 043 R2700	489
RC610 21 –> 40	1SNA 233 134 R1700	487
RC610 21 –> 40	1SNA 233 144 R2100	489
RC610 211 –> 220	1SNA 233 023 R1300	487
RC610 221 –> 230	1SNA 233 024 R1400	487
RC610 231 –> 240	1SNA 233 025 R1500	487
RC610 241 –> 250	1SNA 233 026 R1600	487
RC610 251 –> 260	1SNA 233 027 R1700	487
RC610 261 –> 270	1SNA 233 028 R2000	487
RC610 271 –> 280	1SNA 233 029 R2100	487
RC610 281 –> 290	1SNA 233 090 R2300	487
RC610 291 –> 300	1SNA 233 091 R1000	487
RC610 301 –> 310	1SNA 233 092 R1100	487
RC610 301 –> 400	1SNA 233 033 R1500	487
RC610 301 –> 400	1SNA 233 063 R2300	489
RC610 31 –> 40	1SNA 233 005 R2200	487
RC610 31 –> 40	1SNA 233 044 R2000	489
RC610 311 –> 320	1SNA 233 093 R1200	487
RC610 321 –> 330	1SNA 233 094 R1300	487
RC610 331 –> 340	1SNA 233 095 R1400	487
RC610 341 –> 350	1SNA 233 096 R1500	487
RC610 351 –> 360	1SNA 233 097 R1600	487
RC610 361 –> 370	1SNA 233 098 R2700	487
RC610 371 –> 380	1SNA 233 099 R2000	487
RC610 381 –> 390	1SNA 233 100 R0200	487
RC610 391 –> 400	1SNA 233 101 R2700	487
RC610 401 –> 410	1SNA 233 102 R2000	487
RC610 401 –> 500	1SNA 233 034 R1600	487
RC610 401 –> 500	1SNA 233 064 R2400	489
RC610 41 –> 50	1SNA 233 006 R2300	487
RC610 41 –> 50	1SNA 233 045 R2100	489
RC610 41 –> 60	1SNA 233 135 R1000	487
RC610 41 –> 60	1SNA 233 145 R2200	489
RC610 411 –> 420	1SNA 233 103 R2100	487
RC610 421 –> 430	1SNA 233 104 R2200	487
RC610 431 –> 440	1SNA 233 105 R2300	487
RC610 441 –> 450	1SNA 233 106 R2400	487
RC610 451 –> 460	1SNA 233 107 R2500	487
RC610 461 –> 470	1SNA 233 108 R0600	487
RC610 471 –> 480	1SNA 233 109 R0700	487
RC610 481 –> 490	1SNA 233 110 R2300	487
RC610 491 –> 500	1SNA 233 120 R2500	487
RC610 501 –> 600	1SNA 233 035 R1700	487
RC610 501 –> 600	1SNA 233 065 R2500	489
RC610 51 –> 60	1SNA 233 007 R2400	487
RC610 51 –> 60	1SNA 233 046 R2200	489
RC610 601 –> 700	1SNA 233 036 R1000	487
RC610 601 –> 700	1SNA 233 066 R2600	489
RC610 61 –> 70	1SNA 233 008 R0500	487
RC610 61 –> 70	1SNA 233 047 R2300	489
RC610 61 –> 80	1SNA 233 136 R1100	487
RC610 61 –> 80	1SNA 233 146 R2300	489
RC610 701 –> 800	1SNA 233 067 R2700	489
RC610 701 –> 800	1SNA 233 074 R2600	487
RC610 71 –> 80	1SNA 233 009 R0600	487
RC610 71 –> 80	1SNA 233 048 R0400	489
RC610 801 –> 900	1SNA 233 068 R0000	489
RC610 801 –> 900	1SNA 233 075 R2700	487
RC610 81 –> 100	1SNA 233 137 R1200	487
RC610 81 –> 100	1SNA 233 147 R2400	489
RC610 81 –> 90	1SNA 233 010 R2200	487
RC610 81 –> 90	1SNA 233 049 R0500	489
RC610 901 –> 1000	1SNA 233 069 R0100	489
RC610 901 –> 1000	1SNA 233 076 R2000	487
RC610 91 –> 100	1SNA 233 011 R1700	487
RC610 91 –> 100	1SNA 233 050 R0200	489
RC610 blanc	1SNA 233 000 R0100	486
RC610 bleu	1SNA 206 233 R0000	486
RC610 jaune	1SNA 206 231 R0600	486
RC610 orange	1SNA 206 232 R0700	486
RC610 rouge	1SNA 206 235 R0200	486
RC610 vert	1SNA 206 230 R1100	486
RC610 violet	1SNA 206 234 R0100	486
RC610TT	1SNA 233 600 R1700	486
RC610TT-YL	1SNA 233 700 R1300	486
RC65 0 –> 9	1SNA 232 001 R2500	499
RC65 0 –> 9	1SNA 232 040 R0700	501
RC65 1 –> 10	1SNA 232 002 R2600	499
RC65 1 –> 10	1SNA 232 041 R2400	501
RC65 1 –> 100	1SNA 232 030 R2500	499
RC65 1 –> 100	1SNA 232 060 R0300	501
RC65 1 –> 20	1SNA 232 133 R1500	499
RC65 10 x U1-U2-U3...	1SNA 232 132 R1400	500
RC65 100 x -	1SNA 232 112 R1000	500
RC65 100 x ~	1SNA 232 114 R1200	500
RC65 100 x +	1SNA 232 111 R1700	500
RC65 100 x =	1SNA 232 113 R1100	500
RC65 100 x 0	1SNA 232 201 R0200	499
RC65 100 x 0	1SNA 232 240 R1400	501
RC65 100 x 1	1SNA 232 202 R0300	499
RC65 100 x 1	1SNA 232 241 R0100	501
RC65 100 x 10	1SNA 232 211 R2300	499
RC65 100 x 10	1SNA 232 250 R1600	501
RC65 100 x 11	1SNA 232 212 R2400	499
RC65 100 x 11	1SNA 232 251 R0300	501
RC65 100 x 12	1SNA 232 213 R2500	499
RC65 100 x 12	1SNA 232 252 R0400	501
RC65 100 x 13	1SNA 232 214 R2600	499
RC65 100 x 13	1SNA 232 253 R0500	501
RC65 100 x 14	1SNA 232 215 R2700	499
RC65 100 x 14	1SNA 232 254 R0600	501
RC65 100 x 15	1SNA 232 216 R2000	499
RC65 100 x 15	1SNA 232 255 R0700	501
RC65 100 x 16	1SNA 232 217 R2100	499
RC65 100 x 16	1SNA 232 256 R0000	501
RC65 100 x 17	1SNA 232 218 R0200	499
RC65 100 x 17	1SNA 232 257 R0100	501
RC65 100 x 18	1SNA 232 219 R0300	499
RC65 100 x 18	1SNA 232 258 R1200	501
RC65 100 x 19	1SNA 232 220 R0000	499
RC65 100 x 19	1SNA 232 259 R1300	501
RC65 100 x 2	1SNA 232 203 R0400	499
RC65 100 x 2	1SNA 232 242 R0200	501
RC65 100 x 20	1SNA 232 221 R2500	499
RC65 100 x 20	1SNA 232 260 R1000	501
RC65 100 x 3	1SNA 232 204 R0500	499
RC65 100 x 3	1SNA 232 243 R0300	501
RC65 100 x 4	1SNA 232 205 R0600	499
RC65 100 x 4	1SNA 232 244 R0400	501
RC65 100 x 5	1SNA 232 206 R0700	499
RC65 100 x 5	1SNA 232 245 R0500	501
RC65 100 x 6/100 x 9	1SNA 232 207 R0000	499
RC65 100 x 6/100 x 9	1SNA 232 246 R0600	501
RC65 100 x 7	1SNA 232 208 R1100	499
RC65 100 x 7	1SNA 232 247 R0700	501
RC65 100 x 8	1SNA 232 209 R1200	499
RC65 100 x 8	1SNA 232 248 R1000	501
RC65 100 x A	1SNA 232 150 R0200	500
RC65 100 x A	1SNA 232 180 R2100	501
RC65 100 x B	1SNA 232 151 R2700	500
RC65 100 x B	1SNA 232 181 R1600	501
RC65 100 x C	1SNA 232 152 R2000	500
RC65 100 x C	1SNA 232 182 R1700	501
RC65 100 x D	1SNA 232 153 R2100	500
RC65 100 x D	1SNA 232 183 R1000	501
RC65 100 x E	1SNA 232 154 R2200	500
RC65 100 x E	1SNA 232 184 R1100	501
RC65 100 x F	1SNA 232 155 R2300	500
RC65 100 x F	1SNA 232 185 R1200	501
RC65 100 x G	1SNA 232 156 R2400	500
RC65 100 x G	1SNA 232 186 R1300	501
RC65 100 x H	1SNA 232 157 R2500	500
RC65 100 x H	1SNA 232 187 R1400	501
RC65 100 x I	1SNA 232 158 R0600	500
RC65 100 x I	1SNA 232 188 R2500	501
RC65 100 x J	1SNA 232 159 R0700	500
RC65 100 x J	1SNA 232 189 R2600	501

Index
Classification by types

Types	Part numbers	Pages
RC65 100 x K	1SNA 232 160 R0400	500
RC65 100 x K	1SNA 232 190 R2300	501
RC65 100 x L	1SNA 232 161 R2100	500
RC65 100 x L	1SNA 232 191 R1000	501
RC65 100 x L1	1SNA 232 116 R1400	500
RC65 100 x L2	1SNA 232 117 R1500	500
RC65 100 x L3	1SNA 232 118 R2600	500
RC65 100 x M	1SNA 232 162 R2200	500
RC65 100 x M	1SNA 232 192 R1100	501
RC65 100 x N	1SNA 232 163 R2300	500
RC65 100 x N	1SNA 232 193 R1200	501
RC65 100 x O	1SNA 232 164 R2400	500
RC65 100 x O	1SNA 232 194 R1300	501
RC65 100 x P	1SNA 232 165 R2500	500
RC65 100 x P	1SNA 232 195 R1400	501
RC65 100 x PE	1SNA 232 119 R2700	500
RC65 100 x Q	1SNA 232 166 R2600	500
RC65 100 x Q	1SNA 232 196 R1500	501
RC65 100 x R	1SNA 232 167 R2700	500
RC65 100 x R	1SNA 232 197 R1600	501
RC65 100 x S	1SNA 232 168 R0000	500
RC65 100 x S	1SNA 232 198 R2700	501
RC65 100 x T	1SNA 232 169 R0100	500
RC65 100 x T	1SNA 232 199 R2000	501
RC65 100 x Terre	1SNA 232 115 R1300	500
RC65 100 x U	1SNA 232 170 R0600	500
RC65 100 x U	1SNA 232 200 R1500	501
RC65 100 x V	1SNA 232 171 R2300	500
RC65 100 x V	1SNA 232 235 R2300	501
RC65 100 x W	1SNA 232 172 R2400	500
RC65 100 x W	1SNA 232 236 R2400	501
RC65 100 x X	1SNA 232 173 R2500	500
RC65 100 x X	1SNA 232 237 R2500	501
RC65 100 x Y	1SNA 232 174 R2600	500
RC65 100 x Y	1SNA 232 238 R0600	501
RC65 100 x Z	1SNA 232 175 R2700	500
RC65 100 x Z	1SNA 232 239 R0700	501
RC65 101 –> 110	1SNA 232 012 R1700	499
RC65 101 –> 110	1SNA 232 051 R2600	501
RC65 101 –> 200	1SNA 232 031 R1200	499
RC65 101 –> 200	1SNA 232 061 R2000	501
RC65 11 –> 20	1SNA 232 003 R2700	499
RC65 11 –> 20	1SNA 232 042 R2500	501
RC65 111 –> 120	1SNA 232 013 R1000	499
RC65 111 –> 120	1SNA 232 052 R2700	501
RC65 121 –> 130	1SNA 232 014 R1100	499
RC65 121 –> 130	1SNA 232 053 R2000	501
RC65 131 –> 140	1SNA 232 015 R1200	499
RC65 131 –> 140	1SNA 232 054 R2100	501
RC65 141 –> 150	1SNA 232 016 R1300	499
RC65 141 –> 150	1SNA 232 055 R2200	501
RC65 151 –> 160	1SNA 232 017 R1400	499
RC65 151 –> 160	1SNA 232 056 R2300	501
RC65 161 –> 170	1SNA 232 018 R2500	499
RC65 161 –> 170	1SNA 232 057 R2400	501
RC65 171 –> 180	1SNA 232 019 R2600	499
RC65 171 –> 180	1SNA 232 058 R0500	501
RC65 181 –> 190	1SNA 232 020 R2300	499
RC65 181 –> 190	1SNA 232 059 R0600	501
RC65 191 –> 200	1SNA 232 021 R1000	499
RC65 191 –> 200	1SNA 232 072 R2300	501
RC65 20 x L1-L2-L3-N-PE	1SNA 232 131 R1300	500
RC65 201 –> 300	1SNA 232 032 R1300	499
RC65 201 –> 300	1SNA 232 062 R2100	501
RC65 21 –> 30	1SNA 232 004 R2000	499
RC65 21 –> 30	1SNA 232 043 R2600	501
RC65 21 –> 40	1SNA 232 134 R1600	499
RC65 301 –> 400	1SNA 232 033 R1400	499
RC65 301 –> 400	1SNA 232 063 R2200	501
RC65 31 –> 40	1SNA 232 005 R2100	499
RC65 31 –> 40	1SNA 232 044 R2700	501
RC65 401 –> 500	1SNA 232 034 R1500	499
RC65 401 –> 500	1SNA 232 064 R2300	501
RC65 41 –> 50	1SNA 232 006 R2200	499
RC65 41 –> 50	1SNA 232 045 R2000	501
RC65 41 –> 60	1SNA 232 135 R1700	499
RC65 501 –> 600	1SNA 232 035 R1600	499
RC65 501 –> 600	1SNA 232 065 R2400	501
RC65 51 –> 60	1SNA 232 007 R2300	499
RC65 51 –> 60	1SNA 232 046 R2100	501
RC65 601 –> 700	1SNA 232 036 R1700	499
RC65 601 –> 700	1SNA 232 066 R2500	501
RC65 61 –> 70	1SNA 232 008 R0400	499
RC65 61 –> 70	1SNA 232 047 R2200	501
RC65 61 –> 80	1SNA 232 136 R1000	499
RC65 701 –> 800	1SNA 232 037 R1000	499
RC65 701 –> 800	1SNA 232 067 R2600	501
RC65 71 –> 80	1SNA 232 009 R0500	499
RC65 71 –> 80	1SNA 232 048 R0300	501
RC65 801 –> 900	1SNA 232 038 R2100	499
RC65 801 –> 900	1SNA 232 068 R0700	501
RC65 81 –> 100	1SNA 232 137 R1100	499

Types	Part numbers	Pages
RC65 81 –> 90	1SNA 232 010 R2100	499
RC65 81 –> 90	1SNA 232 049 R0400	501
RC65 901 –> 1000	1SNA 232 039 R2200	499
RC65 901 –> 1000	1SNA 232 069 R0000	501
RC65 91 –> 100	1SNA 232 011 R1600	499
RC65 91 –> 100	1SNA 232 050 R0100	501
RC65 blanc	1SNA 232 000 R0000	498
RC65 bleu	1SNA 103 775 R0000	498
RC65 rouge	1SNA 103 776 R0100	498
RC810 0 –> 9	1SNA 234 001 R2700	491
RC810 0 –> 9	1SNA 234 040 R0100	492
RC810 1 –> 10	1SNA 234 002 R2000	491
RC810 1 –> 10	1SNA 234 041 R2600	492
RC810 1 –> 100	1SNA 234 030 R2700	491
RC810 1 –> 100	1SNA 234 060 R0500	492
RC810 100 x -	1SNA 234 112 R1200	491
RC810 100 x ~	1SNA 234 114 R1400	491
RC810 100 x +	1SNA 234 111 R1100	491
RC810 100 x =	1SNA 234 113 R1300	491
RC810 100 x A	1SNA 234 150 R0400	491
RC810 100 x A	1SNA 234 180 R2300	492
RC810 100 x B	1SNA 234 151 R2100	491
RC810 100 x B	1SNA 234 181 R1000	492
RC810 100 x C	1SNA 234 152 R2200	491
RC810 100 x C	1SNA 234 182 R1100	492
RC810 100 x D	1SNA 234 153 R2300	491
RC810 100 x D	1SNA 234 183 R1200	492
RC810 100 x E	1SNA 234 154 R2400	491
RC810 100 x E	1SNA 234 184 R1300	492
RC810 100 x F	1SNA 234 155 R2500	491
RC810 100 x F	1SNA 234 185 R1400	492
RC810 100 x G	1SNA 234 156 R2600	491
RC810 100 x G	1SNA 234 186 R1500	492
RC810 100 x H	1SNA 234 157 R2700	491
RC810 100 x H	1SNA 234 187 R1600	492
RC810 100 x I	1SNA 234 158 R0000	491
RC810 100 x I	1SNA 234 188 R2700	492
RC810 100 x J	1SNA 234 159 R0100	491
RC810 100 x J	1SNA 234 189 R2000	492
RC810 100 x K	1SNA 234 160 R0600	491
RC810 100 x K	1SNA 234 190 R2500	492
RC810 100 x L	1SNA 234 161 R2300	491
RC810 100 x L	1SNA 234 191 R1200	492
RC810 100 x M	1SNA 234 162 R2400	491
RC810 100 x M	1SNA 234 192 R1300	492
RC810 100 x N	1SNA 234 163 R2500	491
RC810 100 x N	1SNA 234 193 R1400	492
RC810 100 x O	1SNA 234 164 R2600	491
RC810 100 x O	1SNA 234 194 R1500	492
RC810 100 x P	1SNA 234 165 R2700	491
RC810 100 x P	1SNA 234 195 R1600	492
RC810 100 x Q	1SNA 234 166 R2000	491
RC810 100 x Q	1SNA 234 196 R1700	492
RC810 100 x R	1SNA 234 167 R2100	491
RC810 100 x R	1SNA 234 197 R1000	492
RC810 100 x S	1SNA 234 168 R0200	491
RC810 100 x S	1SNA 234 198 R2100	492
RC810 100 x T	1SNA 234 169 R0300	491
RC810 100 x T	1SNA 234 199 R2200	492
RC810 100 x Terre	1SNA 234 115 R1500	491
RC810 100 x U	1SNA 234 170 R0000	491
RC810 100 x U	1SNA 234 200 R1700	492
RC810 100 x V	1SNA 234 171 R2500	491
RC810 100 x V	1SNA 234 201 R0400	492
RC810 100 x W	1SNA 234 172 R2600	491
RC810 100 x W	1SNA 234 202 R0500	492
RC810 100 x X	1SNA 234 173 R2700	491
RC810 100 x X	1SNA 234 203 R0600	492
RC810 100 x Y	1SNA 234 174 R2000	491
RC810 100 x Y	1SNA 234 204 R0700	492
RC810 100 x Z	1SNA 234 175 R2100	491
RC810 100 x Z	1SNA 234 205 R0000	492
RC810 101 –> 110	1SNA 234 012 R1100	491
RC810 101 –> 110	1SNA 234 051 R2000	492
RC810 101 –> 200	1SNA 234 031 R1400	491
RC810 101 –> 200	1SNA 234 061 R2200	492
RC810 10x1 –> 9 + vierge	1SNA 234 130 R2000	491
RC810 11 –> 20	1SNA 234 003 R2100	491
RC810 11 –> 20	1SNA 234 042 R2700	492
RC810 111 –> 120	1SNA 234 013 R1200	491
RC810 111 –> 120	1SNA 234 052 R2100	492
RC810 121 –> 130	1SNA 234 014 R1300	491
RC810 121 –> 130	1SNA 234 053 R2200	492
RC810 131 –> 140	1SNA 234 015 R1400	491
RC810 131 –> 140	1SNA 234 054 R2300	492
RC810 141 –> 150	1SNA 234 016 R1500	491
RC810 141 –> 150	1SNA 234 055 R2400	492
RC810 151 –> 160	1SNA 234 017 R1600	491
RC810 151 –> 160	1SNA 234 056 R2500	492
RC810 161 –> 170	1SNA 234 018 R2700	491
RC810 161 –> 170	1SNA 234 057 R2600	492
RC810 171 –> 180	1SNA 234 019 R2000	491

Types	Part numbers	Pages
RC810 171 –> 180	1SNA 234 058 R0700	492
RC810 181 –> 190	1SNA 234 020 R2500	491
RC810 181 –> 190	1SNA 234 059 R0000	492
RC810 191 –> 200	1SNA 234 021 R1200	491
RC810 191 –> 200	1SNA 234 072 R2500	492
RC810 20 x U-V-W-N-PE	1SNA 234 116 R1600	491
RC810 201 –> 300	1SNA 234 032 R1500	491
RC810 201 –> 300	1SNA 234 062 R2300	492
RC810 21 –> 30	1SNA 234 004 R2200	491
RC810 21 –> 30	1SNA 234 043 R2000	492
RC810 301 –> 400	1SNA 234 033 R1600	491
RC810 301 –> 400	1SNA 234 063 R2400	492
RC810 31 –> 40	1SNA 234 005 R2300	491
RC810 31 –> 40	1SNA 234 044 R2100	492
RC810 401 –> 500	1SNA 234 034 R1700	491
RC810 401 –> 500	1SNA 234 064 R2500	492
RC810 41 –> 50	1SNA 234 006 R2400	491
RC810 41 –> 50	1SNA 234 045 R2200	492
RC810 501 –> 600	1SNA 234 035 R1000	491
RC810 501 –> 600	1SNA 234 065 R2600	492
RC810 51 –> 60	1SNA 234 007 R2500	491
RC810 51 –> 60	1SNA 234 046 R2300	492
RC810 601 –> 700	1SNA 234 036 R1100	491
RC810 601 –> 700	1SNA 234 066 R2700	492
RC810 61 –> 70	1SNA 234 008 R0600	491
RC810 61 –> 70	1SNA 234 047 R2400	492
RC810 701 –> 800	1SNA 234 037 R1200	491
RC810 701 –> 800	1SNA 234 067 R2000	492
RC810 71 –> 80	1SNA 234 009 R0700	491
RC810 71 –> 80	1SNA 234 048 R0500	492
RC810 801 –> 900	1SNA 234 038 R2300	491
RC810 801 –> 900	1SNA 234 068 R0100	492
RC810 81 –> 90	1SNA 234 010 R2300	491
RC810 81 –> 90	1SNA 234 049 R0600	492
RC810 901 –> 1000	1SNA 234 039 R2400	491
RC810 901 –> 1000	1SNA 234 069 R0200	492
RC810 91 –> 100	1SNA 234 011 R1000	491
RC810 91 –> 100	1SNA 234 050 R0300	492
RC810 blanc	1SNA 234 000 R0200	490
RC810TT	1SNA 234 600 R1000	490
RC810TT-YL	1SNA 234 700 R1400	490
RCAL85 0 –> 9	1SNA 237 001 R2200	503
RCAL85 0 –> 9	1SNA 237 040 R0400	503
RCAL85 1 –> 10	1SNA 237 002 R2300	503
RCAL85 1 –> 10	1SNA 237 041 R2100	503
RCAL85 1 –> 100	1SNA 237 030 R2200	503
RCAL85 1 –> 100	1SNA 237 060 R0000	503
RCAL85 10 x U1-U2-U3...	1SNA 237 132 R1100	503
RCAL85 101 –> 110	1SNA 237 012 R1400	503
RCAL85 101 –> 110	1SNA 237 051 R2300	503
RCAL85 101 –> 200	1SNA 237 031 R1700	503
RCAL85 101 –> 200	1SNA 237 061 R2500	503
RCAL85 11 –> 20	1SNA 237 003 R2400	503
RCAL85 11 –> 20	1SNA 237 042 R2200	503
RCAL85 111 –> 120	1SNA 237 013 R1500	503
RCAL85 111 –> 120	1SNA 237 080 R2500	503
RCAL85 121 –> 130	1SNA 237 014 R1600	503
RCAL85 121 –> 130	1SNA 237 081 R1200	503
RCAL85 131 –> 140	1SNA 237 015 R1700	503
RCAL85 131 –> 140	1SNA 237 082 R1300	503
RCAL85 141 –> 150	1SNA 237 016 R1000	503
RCAL85 141 –> 150	1SNA 237 083 R1400	503
RCAL85 151 –> 160	1SNA 237 017 R1100	503
RCAL85 151 –> 160	1SNA 237 084 R1500	503
RCAL85 161 –> 170	1SNA 237 018 R2200	503
RCAL85 161 –> 170	1SNA 237 085 R1600	503
RCAL85 171 –> 180	1SNA 237 019 R2300	503
RCAL85 171 –> 180	1SNA 237 086 R1700	503
RCAL85 181 –> 190	1SNA 237 020 R2000	503
RCAL85 181 –> 190	1SNA 237 087 R1000	503
RCAL85 191 –> 200	1SNA 237 021 R1500	503
RCAL85 191 –> 200	1SNA 237 088 R2100	503
RCAL85 20 x L1-L2-L3-N-PE	1SNA 237 131 R1000	503
RCAL85 201 –> 300	1SNA 237 032 R1000	503
RCAL85 201 –> 300	1SNA 237 062 R2600	503
RCAL85 21 –> 30	1SNA 237 004 R2500	503
RCAL85 21 –> 30	1SNA 237 043 R2300	503
RCAL85 301 –> 400	1SNA 237 033 R1100	503
RCAL85 301 –> 400	1SNA 237 063 R2700	503
RCAL85 31 –> 40	1SNA 237 005 R2600	503
RCAL85 31 –> 40	1SNA 237 044 R2400	503
RCAL85 401 –> 500	1SNA 237 034 R1200	503
RCAL85 401 –> 500	1SNA 237 064 R2000	503
RCAL85 41 –> 50	1SNA 237 006 R2700	503
RCAL85 41 –> 50	1SNA 237 045 R2500	503
RCAL85 501 –> 600	1SNA 237 035 R1300	503
RCAL85 501 –> 600	1SNA 237 065 R2100	503
RCAL85 51 –> 60	1SNA 237 007 R2000	503
RCAL85 51 –> 60	1SNA 237 046 R2600	503
RCAL85 601 –> 700	1SNA 237 036 R1400	503
RCAL85 601 –> 700	1SNA 237 066 R2200	503
RCAL85 61 –> 70	1SNA 237 008 R0100	503

Index
Classification by types

Types	Part numbers	Pages
RCAL85 61 –> 70	1SNA 237 047 R2700	503
RCAL85 701 –> 800	1SNA 237 067 R2300	503
RCAL85 701 –> 800	1SNA 237 074 R2200	503
RCAL85 71 –> 80	1SNA 237 009 R0200	503
RCAL85 71 –> 80	1SNA 237 048 R0000	503
RCAL85 801 –> 900	1SNA 237 068 R0400	503
RCAL85 801 –> 900	1SNA 237 075 R2300	503
RCAL85 81 –> 90	1SNA 237 010 R2600	503
RCAL85 81 –> 90	1SNA 237 049 R0100	503
RCAL85 901 –> 1000	1SNA 237 076 R2400	503
RCAL85 91 –> 100	1SNA 237 011 R1300	503
RCAL85 91 –> 100	1SNA 237 050 R0600	503
RCAL85 blanc	1SNA 237 000 R0500	502
RCL510	1SNA 235 097 R1000	504
RCP5	1SNA 103 888 R2300	508
RCP510	1SNA 235 095 R1600	504
RCPEAD	1SNA 399 725 R0600	516
RCPEAD-TT	1SNA 235 158 R0100	516
RCPEAD-TT-YL	1SNA 235 159 R0200	516
RCT610	1SNA 236 000 R0400	507
RCT610 1 –> 100	1SNA 236 001 R2100	507
RCT810	1SNA 236 500 R0600	507
RCT810 1 –> 100	1SNA 236 501 R2300	507
RCW510	1SNA 235 096 R1700	504
RDJ11	1SNA 168 783 R0100	450
RDJ6	1SNA 173 241 R0600	454
REH2	1SNA 163 142 R2100	313
REH2	1SNA 163 143 R2200	313
REH2	1SNA 163 148 R0700	313
REH2	1SNA 164 505 R2700	313
REH2	1SNA 164 506 R2000	313
REH2	1SNA 164 507 R2100	313
REH3	1SNA 163 155 R2600	505
REH3	1SNA 163 167 R2200	505
REH3	1SNA 164 695 R2500	505
RIB-B	1SNA 235 710 R0600	468
RIB-R	1SNA 235 711 R2300	468
RIB-RS	1SNA 235 718 R0200	468
RING1210	1SNA 235 120 R2700	475
RING122	1SNA 235 117 R1000	475
RING124	1SNA 235 118 R2100	475
RING127	1SNA 235 119 R2200	475
RING1810	1SNA 235 126 R1100	475
RING182	1SNA 235 123 R1600	475
RING184	1SNA 235 124 R1700	475
RING187	1SNA 235 125 R1000	475
RINGT209	1SNA 235 142 R2100	477
RINGT23	1SNA 235 137 R1400	475
RONDELLE	1SNA 163 633 R2500	450
RONDELLE	1SNA 173 331 R2000	450
RPA	1SNA 235 463 R2300	518
RPA-TT	1SNA 235 151 R2200	518
RPA-TT-YL	1SNA 235 152 R2300	518
RPCC	1SNA 235 260 R1300	513
RPCC	1SNA 235 261 R0000	513
RPCC	1SNA 235 262 R0100	513
RPCC	1SNA 235 263 R0200	513
RPCC	1SNA 235 264 R0300	513
RPCC	1SNA 235 265 R0400	513
RPCC	1SNA 235 266 R0500	513
RPCC	1SNA 235 267 R0600	513
RPCC	1SNA 235 268 R1700	513
RPCC	1SNA 235 269 R1000	513
RPCC	1SNA 235 270 R1500	513
RPCL	1SNA 235 271 R0200	513
RPCL	1SNA 235 272 R0300	513
RPCL	1SNA 235 273 R0400	513
RPCL	1SNA 235 274 R0500	513
RPCL	1SNA 235 275 R0600	513
RPCL	1SNA 235 276 R0700	513
RPCL	1SNA 235 277 R0000	513
RPCL	1SNA 235 278 R1100	513
RPCL	1SNA 235 279 R1200	513
RPCL	1SNA 235 280 R0000	513
RPCL	1SNA 235 281 R2500	513
RPCL	1SNA 235 282 R2600	513
RPCL	1SNA 235 283 R2700	513
RPCL	1SNA 235 284 R2000	513
RPCL	1SNA 235 285 R2100	513
RPCL	1SNA 235 286 R2200	513
RPCL	1SNA 235 287 R2300	513
RPCL	1SNA 235 288 R0400	513
RPCL	1SNA 235 289 R0500	513
RPCL	1SNA 235 290 R0200	513
RPCL	1SNA 235 291 R2700	513
RPCL	1SNA 235 292 R2000	513
RPCL	1SNA 235 293 R2100	513
RPCL	1SNA 235 294 R2200	513
RPCL	1SNA 235 295 R2300	513
RPCL	1SNA 235 296 R2400	513
RPCS	1SNA 235 251 R0600	513
RPCS	1SNA 235 252 R0700	513
RPCS	1SNA 235 253 R0000	513
RPCS	1SNA 235 254 R0100	513
RPCS	1SNA 235 255 R0200	513
RPCV	1SNA 235 250 R1100	512
RPED	1SNA 163 518 R2200	389
RPEH	1SNA 163 007 R2600	517
RPEV	1SNA 173 178 R0700	514
RTC	1SNA 163 156 R2700	515
RTM7	1SNA 103 115 R1300	511
RTM7	1SNA 103 116 R1400	511
RTM7	1SNA 103 922 R1400	511
RTM7	1SNA 168 410 R0700	511
RTM9	1SNA 164 602 R0000	511
S		
SCAD	1SNA 196 896 R0000	447
SCAD5	1SNA 199 551 R2000	190
SCD	1SNA 103 189 R2600	447
SCD5.2L	1SNA 291 351 R0300	447
SCD5.2L	1SNA 291 352 R0400	447
SCD5.3L	1SNA 291 361 R0500	137
SCD5.3L	1SNA 291 362 R0600	447
SCD5.4L	1SNA 291 371 R0700	137
SCD5.4L	1SNA 291 372 R0000	447
SCDR61	1SNA 173 016 R1000	123
SCFD	1SNA 114 117 R0700	447
SCF12	1SNA 113 102 R1000	447
SCF12	1SNA 193 102 R1100	26
SCF16	1SNA 113 101 R1700	319
SCF22	1SNA 113 851 R1600	447
SCF6	1SNA 118 707 R0300	447
SCF6	1SNA 128 707 R0500	447
SCF6	1SNA 198 707 R0400	16
SCF6D	1SNA 118 495 R1700	447
SCF6D	1SNA 198 495 R1000	36
SCF61	1SNA 114 202 R2500	447
SCF6G	1SNA 113 075 R1700	447
SCF6G	1SNA 193 075 R1000	326
SCF9	1SNA 103 672 R0100	447
SCFCV1-2	1SNA 116 795 R1100	448
SCFCV1-2	1SNA 196 795 R1200	16
SCFCV3	1SNA 116 796 R1200	448
SCFCV3	1SNA 196 796 R1300	96
SCFCV4	1SNA 116 797 R1300	448
SCFCV5	1SNA 116 798 R2400	448
SCFEX1	1SNA 103 619 R0400	16
SCFEX3	1SNA 103 620 R0100	16
SCFM6	1SNA 114 825 R0500	447
SCFT1	1SNA 103 588 R2600	447
SCFT2	1SNA 114 522 R0500	447
SCH3	1SNA 198 692 R2500	380
SCH6	1SNA 199 393 R2200	404
SCH8	1SNA 199 412 R1500	389
SCHD1	1SNA 205 428 R0300	394
SCHD1	1SNA 295 428 R2500	394
SCHD2	1SNA 205 429 R0400	397
SCHD2	1SNA 295 429 R2600	391
SCHD5	1SNA 295 430 R2300	403
SCM6	1SNA 103 020 R2300	20
SCM6	1SNA 103 233 R2100	447
SCM6	1SNA 113 003 R1000	447
SCM6	1SNA 123 003 R1200	18
SCM6	1SNA 193 003 R1100	18
SCM6D	1SNA 113 482 R0500	447
SCM6D	1SNA 193 482 R0600	36
SCMA5	1SNA 116 728 R2500	447
SCMA5D	1SNA 116 720 R2100	447
SERVICE KIT FOR AMS500	1SNA 360 162 R1600	472
SFB.B1	1SNA 205 170 R1400	339
SFB.B2	1SNA 205 171 R0100	339
SFB.B3	1SNA 205 172 R0200	339
SFB.B4	1SNA 205 173 R0300	339
SFB.P	1SNA 205 174 R0400	339
SFB1	1SNA 163 860 R0500	50
SFB2	1SNA 168 956 R0600	50
SFB3	1SNA 168 690 R1000	60
SI	1SNA 113 307 R2500	438
SIC	1SNA 103 265 R0100	309
SIC	1SNA 113 108 R2600	309
SNAP1510	1SNA 235 132 R1700	475
SNAP152	1SNA 235 129 R2400	475
SNAP154	1SNA 235 130 R2100	475
SNAP157	1SNA 235 131 R1600	475
SNAP2310	1SNA 235 136 R1300	475
SNAP232	1SNA 235 133 R1000	475
SNAP234	1SNA 235 134 R1100	475
SNAP237	1SNA 235 135 R1200	475
SPA1514	1SNA 235 141 R2000	475
SPA159	1SNA 235 140 R0300	475
SPBO	1SNA 114 712 R1300	341
SPBO.NT.L	1SNA 399 886 R2100	157
SPDST1	1SNA 360 163 R1700	472
SPRC1	1SNA 360 010 R1500	472
SPRC10	1SNA 360 020 R1700	472
SPRC11	1SNA 360 021 R0400	472
SPRC13	1SNA 360 023 R0600	472
SPRC14	1SNA 360 024 R0700	472
SPRC15	1SNA 360 025 R0000	472
SPRC16	1SNA 360 026 R0100	472
SPRC21	1SNA 360 031 R0600	472
SPRC26	1SNA 360 036 R0300	472
SPRC27	1SNA 360 037 R0400	472
SPRC28	1SNA 360 040 R2300	472
SPRC29	1SNA 360 038 R1500	472
SPRC30	1SNA 360 039 R1600	472
SPRC4	1SNA 360 014 R0500	472
SPRC5	1SNA 360 015 R0600	472
SPRC6	1SNA 360 016 R0700	472
SPRC7	1SNA 360 017 R0000	472
SPRC8	1SNA 360 018 R1100	472
SPRC9	1SNA 360 019 R1200	472
STD1P	1SNA 168 275 R1300	313
STD2P	1SNA 173 596 R1300	314
STIP	1SNA 168 276 R1400	313
T		
T1.5/6.3G.G	1SNA 110 313 R2300	439
T2.5/5.G	1SNA 112 065 R1400	436
T2.5/6.2G1	1SNA 110 276 R0600	438
T2.5/6.C	1SNA 110 293 R2000	438
T4/6.G	1SNA 110 403 R2700	436
T4/6.G1	1SNA 110 345 R0300	436
T4/6.G1T	1SNA 110 284 R2700	437
TGA13	1SNA 168 564 R0500	104
TGA13	1SNA 168 565 R0600	104
TGA13	1SNA 168 566 R0700	104
TGA3.156	1SNA 206 277 R1400	457
TGA8	1SNA 168 672 R1100	94
TGA8	1SNA 168 673 R1200	94
TGA8	1SNA 168 674 R1300	94
TO3.5-50	1SNK 900 640 R0000	461
TO3.5-75-INS	1SNK 900 644 R0000	461
TO3-50	1SNA 206 573 R0500	461
TO4-100	1SNK 900 641 R0000	461
TO5.5-125	1SNK 900 642 R0000	461
TO6.5-150	1SNK 900 643 R0000	461
TO-DS-VL	1SNA 166 741 R0400	93
TRASP.0	1SNA 235 050 R0400	474
TRASP.1	1SNA 235 051 R2100	474
TRASP.2	1SNA 235 052 R2200	474
TRASP.3	1SNA 235 053 R2300	474
TRASP.4	1SNA 235 054 R2400	474
TRASP.5	1SNA 235 055 R2500	474
TRASP.6	1SNA 235 056 R2600	474
TRASP.7	1SNA 235 057 R2700	474
TRASP.8	1SNA 235 058 R0000	474
TRASP.9	1SNA 235 059 R0100	474
TRASP.A	1SNA 235 060 R0600	474
TRASP.B	1SNA 235 061 R2300	474
TRASP.C	1SNA 235 062 R2400	474
TRASP.D	1SNA 235 063 R2500	474
TRASP.E	1SNA 235 064 R2600	474
TRASP.F	1SNA 235 065 R2700	474
TRASP.G	1SNA 235 066 R2000	474
TRASP.H	1SNA 235 067 R2100	474
TRASP.I	1SNA 235 068 R0200	474
TRASP.J	1SNA 235 069 R0300	474
TRASP.K	1SNA 235 070 R0000	474
TRASP.L	1SNA 235 071 R2500	474
TRASP.M	1SNA 235 072 R2600	474
TRASP.N	1SNA 235 073 R2700	474
TRASP.O	1SNA 235 074 R2000	474
TRASP.P	1SNA 235 075 R2100	474
TRASP.Q	1SNA 235 076 R2200	474
TRASP.R	1SNA 235 077 R2300	474
TRASP.S	1SNA 235 078 R0400	474
TRASP.SP1	1SNA 235 088 R2700	474
TRASP.SP2	1SNA 235 089 R2000	474
TRASP.SP3	1SNA 235 090 R2500	474
TRASP.SP4	1SNA 235 091 R1200	474
TRASP.SP5	1SNA 235 092 R1300	474
TRASP.T	1SNA 235 079 R0500	474
TRASP.U	1SNA 235 080 R2300	474
TRASP.V	1SNA 235 081 R1000	474
TRASP.W	1SNA 235 082 R1100	474
TRASP.X	1SNA 235 083 R1200	474
TRASP.Y	1SNA 235 084 R1300	474
TRASP.Z	1SNA 235 085 R1400	474
V		
VIS	1SNA 163 574 R2200	450
VIS	1SNA 163 597 R1200	126
VIS	1SNA 163 607 R0400	450
VIS	1SNA 164 463 R2400	126

Index
Classification by types

Types	Part numbers	Pages
VP	1SNA 168 279 R2700	313
VRADO.CPE7	1SNA 400 063 R0000	296
VRB3	1SNA 128 035 R1600	58
VRB6	1SNA 128 361 R0100	60
VRC	1SNA 113 110 R1300	309
VRPA1	1SNA 399 587 R2500	165
VSA	1SNA 164 408 R0600	309
VSJ11	1SNA 163 394 R2600	450
VSJ4	1SNA 163 359 R1200	429
VSJ51	1SNA 173 320 R0100	450
VSJ6	1SNA 167 735 R2700	454
VSP12	1SNA 163 432 R1400	515
VSP16	1SNA 173 147 R2000	515
VSP22	1SNA 400 252 R1200	515
VSP6	1SNA 163 433 R1500	515
VSP68	1SNA 206 103 R0700	515
VSPD61	1SNA 173 207 R0500	125
W		
WM12	1SNA 235 148 R0700	476
WM18	1SNA 235 149 R0000	476
WMTT12	1SNA 235 093 R1400	476
WMTT18	1SNA 235 094 R1500	476

Notes

notes2

Notes

Notes

notes2

Notes

Notes

notes2

Contact us

ABB France
Low Voltage Products Division
Export Department
10, rue Ampère Z.I. - B.P. 114
F-69685 Chassieu cedex / France
Tel. : +33 (0)4 7222 1722
Fax : +33 (0)4 7222 1935

Note
We reserve the right to make technical changes or modify the contents of this document without prior notice. With regard to purchase orders, the agreed particulars shall prevail. ABB does not accept any responsibility whatsoever for potential errors or possible lack of information in this document.

We reserve all rights in this document and in the subject matter and illustrations contained therein. Any reproduction, disclosure to third parties or utilization of its contents – in whole or in parts – is forbidden without prior written consent of ABB.

Copyright© 2010 ABB
All rights reserved

1SNC 160 001 C0210 - Printed in France (04-2010-PDF)

Power and productivity
for a better world™