

e-Design Curves Release Notes

Release 3.4.0.1 – 13/02/2017

Fixed Bugs

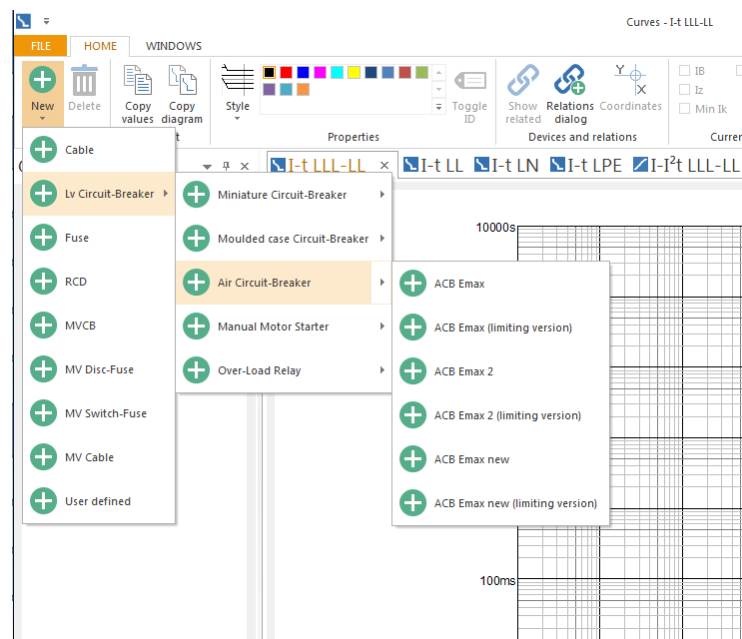
- Fixed open file when double clicking on curves file

Thanks everyone who reported at software.tools@it.abb.com.

Release 3.4.0 – 14/10/2016

What's new

- New look and feel harmonized with e-Design tile
- Curves database merged with DOC database for easier maintenance
- Curves standalone module depends on DOC, so DOC installation is required starting from version 3.4
- New navigation tree for low voltage circuit breakers
- New color palette



Fixed Bugs

- Bug fix in showing Russian characters
- Fixed bug showing coordinates in German version

- G function highlighting was returning strange form, fixed now

Thanks everyone who reported at software.tools@it.abb.com.

Release 3.3.3 – 07/07/2016

Fixed Bugs

- Bug fix in color change of a Curve

Thanks everyone who reported at software.tools@it.abb.com.

Release 3.2.5 – 19/01/2016

Fixed Bugs

- Fixed scale factor of Fuse Links peak curves

Thanks everyone who reported at software.tools@it.abb.com.

Release 3.2.3 – 18/12/2015

Bug Fixes

- Irep label changed to linst following the standard
- linst shown using kA unit of measure
- Fixed Tmax XT MA settings, were not adjustable
- Fixed User manual broken link non it / en languages
- Copy paste of the diagram will keep reference voltage

Thanks everyone who reported at software.tools@it.abb.com.

Release 3.2.1 – 6/11/2015

Bug Fixes

- Fixed bug of missing curve after double clicking on a curves file

Thanks everyone who reported at software.tools@it.abb.com.

Release 3.2.0 – 21/10/2015

What's new

- Introduced new Ribbon Bar for menus and commands.
- Zoom command is enabled via mouse wheel to uniform DOC behavior
- Objects Panel: introduced concept of “View”. Users can create different views in the same project. Every view can contain a subset of the devices. In case users make a change in a curve device, the curve changes in all the views where the device is selected.
- Implemented a Search engine between objects and relations

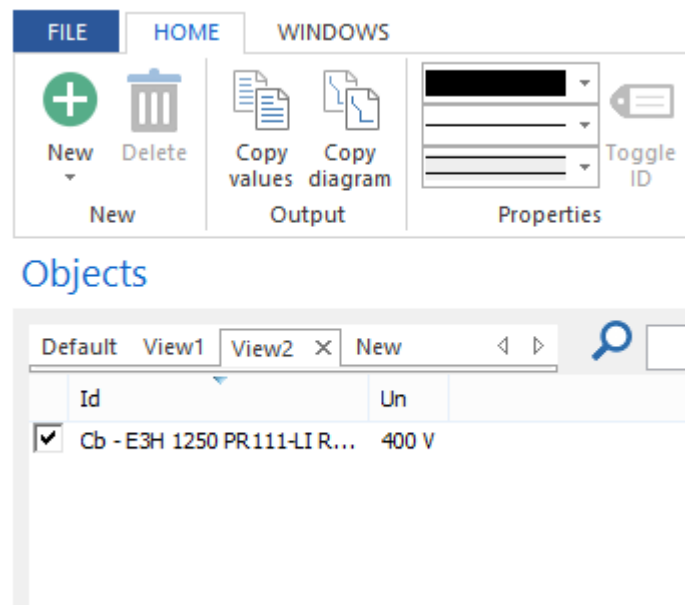


Figure 1 - Different Views and search option

- Relations panel: introduced tabbed layout to easily view Overload, Short-Circuit, Indirect Contacts and Selectivity relations.

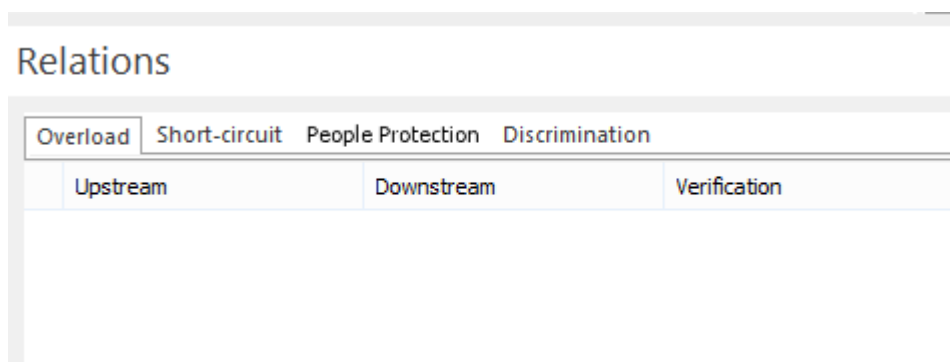


Figure 2 - New Tabbed Relations

- Magnetic Cursor on Curves mouse over: mouse pointer “attaches” to the curve as soon it comes closer enough to clearly show the coordinates.

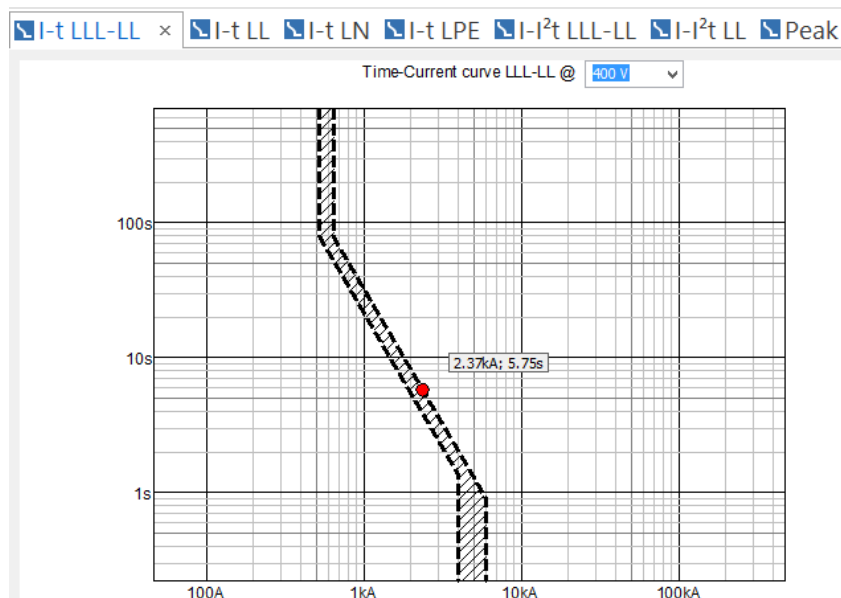


Figure 3 - Magnetic cursor shows the chart coordinates on the chart

- Curves highlighting on mouse over: curve is highlighted whenever users will move the mouse pointer on the curve.

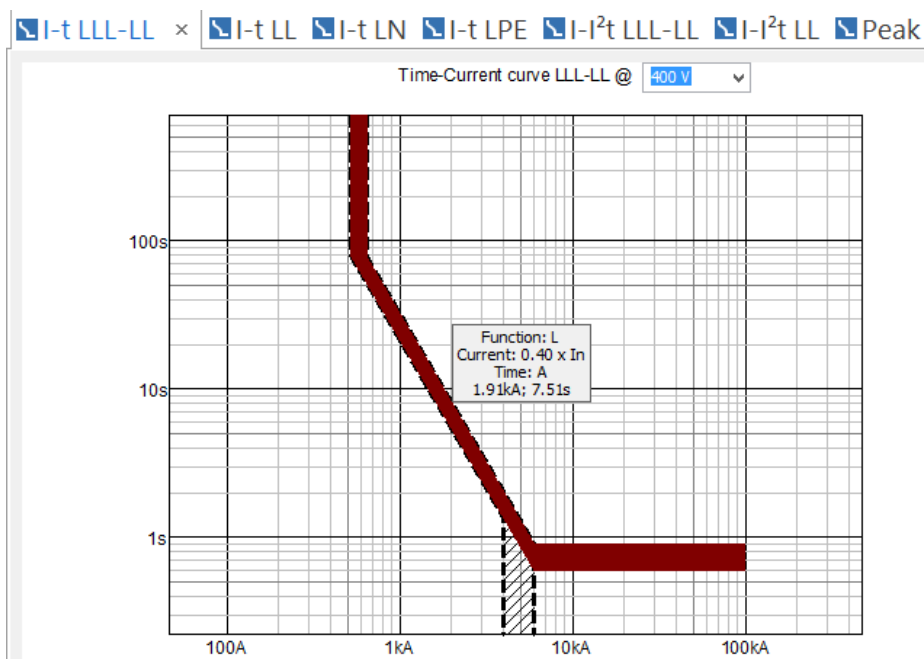


Figure 4 - Curve Function is highlighted and details are on chart

- Renewed print report graphics. Used vector graphics to drastically improve Curve resolution.
- Updated translations

Bug Fixes

- Fixed unsuccessful query during selecting Residual current devices

Thanks everyone who reported at software.tools@it.abb.com.

Known Bugs

- When double clicking on a Curves file to open it, curves are not displayed. Workaround is to click FILE -> OPEN and select the file you want to open.

Release 3.1.1 – 07/09/2015

Bug Fixes

- Fixed abnormal representation of Tmax LTE Curve in some particular cases

Thanks everyone who reported at software.tools@it.abb.com.

Release 3.1.0

What's new

- User manuals and technical articles moved online
- Curves now supports import of custom curves from Excel files (xlsx, xls, csv)
- Implemented Dual Settings for Emax2 Breakers. Dual settings can be enabled from the settings mask and placed in the chart for a comparison with the main settings.

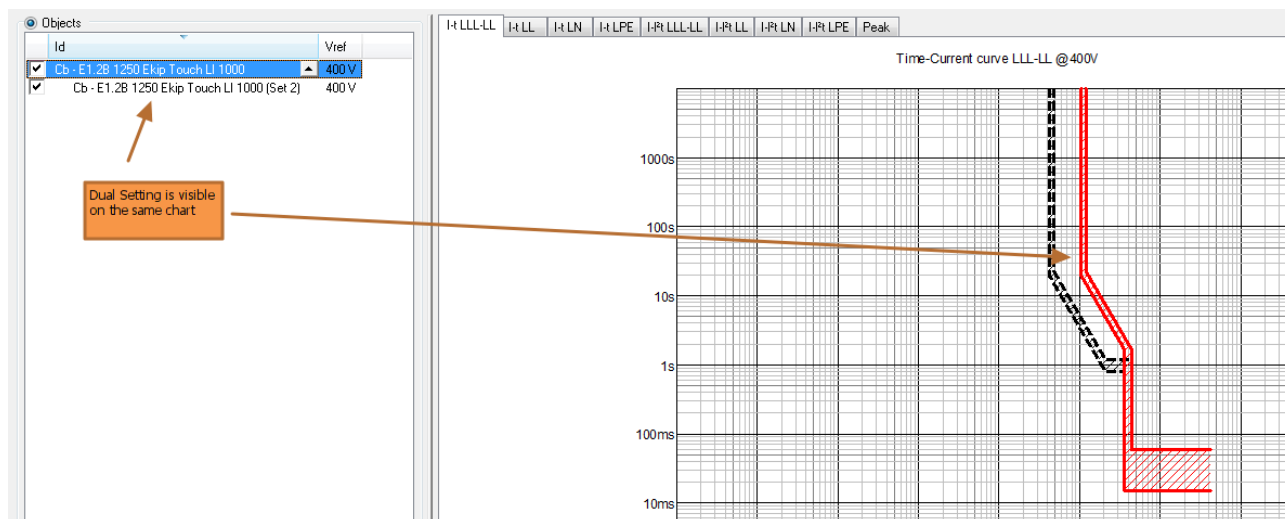


Figure 5 - Dual Settings for Emax 2 breakers.

Thanks everyone who reported at software.tools@it.abb.com.