



Jussi and Impressivo Solutions for renovation

carat® and future® linear are registered trademarks of ABB.

Electrical wiring accessories complete your renovation



The target of renovation is to make your home modern and well-functioning. Existing socket outlets, switches and other wiring accessories are often obsolete, too few and in wrong places. Impressivo and Jussi accessories include all the modern functions and devices needed, and they can be installed in many different ways.

Both series have a complete range of functions, such as switches, socket outlets, tele and data products, dimmers, motion detectors and wireless solutions. The products can be flush-mounted and surface-mounted and installed in a corner or in a lath. The products can always be installed in dry indoor spaces, but also include a wide range of solutions for bathroom and outdoor use. The products are available in several color options that can be combined as desired.

Enhanced appearance by Impressivo and Jussi series



All ABB installation accessories are easy to install, reliable in operation and safe to use. The product range provides well-suited solutions for every home and also for renovation purposes.


All ABB installation accessories are easy to install, reliable in operation and safe to use. Impressivo products combine elegance and high quality. The product range includes all required functions, in flush and surface-mounting for dry and humid spaces. The wide range of colors provides an option for every taste.

The products in the Jussi series combine classic design and a wide range of functionality. Jussi is well-suited for dry and humid spaces in flush-mounting as well as in surface-mounting.

- 01 Jussi, switch (RAL 9010)
- 02 Impressivo, switch white (RAL 9016)
- 03 Impressivo, switch aluminum (RAL 9006)
- 04 Impressivo, switch anthracite (RAL 7021)



Impressivo and Jussi – always the same insert



The easiest way to update the appearance of your home is to replace the plastic parts of your wiring accessories only. The appearance of a room can be renewed by replacing its existing Jussi plastic parts with those of the Impressivo design.

Impressivo and Jussi accessories have the same insert components. You can change from Jussi to Impressivo and vice versa by replacing the plastic parts only.

In switches, the insert components of the two series are always the same, which means that it is always possible to change the plastic parts without changing the insert parts. The plastic parts of 2-gang socket outlet can also be changed, when it is a version where the shutters are integrated in the insert.

- 01 2-gang socket outlet, Jussi
- 02 2-gang socket outlet, Impressivo white
- 03 2-gang socket outlet, Impressivo aluminum
- 04 2-gang socket outlet, Impressivo anthracite



The Impressivo range

The switch insert of Impressivo and Jussi accessories is always the same, which makes it easy to upgrade the equipment by replacing the plastic parts only. You can renew the appearance of a room by replacing for example the existing Jussi plastic parts with those of the Impressivo design.

The Impressivo range of installation accessories contains several color alternatives. All products in the series are available in three basic colors: white, aluminum and anthracite.

The width of the Impressivo and Jussi accessories is 85mm.

Colorful axcent cover frames will brighten up your life

The elegant surface of the Axcent cover frames is smooth and shiny. The abundant range of colors provides an option for every space. The available alternatives also include a white cover frame made of pure glass. Axcent cover frames are suitable for flush-mounting in dry spaces.

The width of the Axcent cover frames is 91mm.

Luxurious carat® cover plates of real materials

Carat cover frames are made of pure materials, such as steel, glass and bronze. The especially well-suited for spaces, where you want to have luxurious and high-quality solutions. Carat cover frames are suitable for flush mounting in dry spaces. The width of the Axcent cover frames is 107mm.

axcent basic colors




axcent special colors



axcent genuine materials



carat® genuine materials



- 01 axcent, studio white (RAL 9016)
- 02 axcent, green (RAL 6032)
- 03 axcent, yellow (RAL 1018)
- 04 axcent, blue (RAL 5002)
- 05 axcent, red (RAL 3020)
- 06 axcent, black (RAL 9005)
- 07 axcent, chalet-white (NCS S 1502-Y)
- 08 axcent, château-black (NCS S 7502-Y)
- 09 axcent, entrée-grey (NCS S 5005-Y50R)
- 10 axcent, foyer-red (NCS S 4050-Y80R)
- 11 axcent, maison-beige (NCS S 3005-Y20R)
- 12 axcent, white glass
- 13 carat, gold
- 14 carat, bronze
- 15 carat, stainless steel
- 16 carat, chrome
- 17 carat, white glass
- 18 carat, black glass



Design series

The design accessory series Pure and future® linear are for those looking for extra luxury. The inserts of the design accessories are the same as those of Impressivo and Jussi, and you can combine them with the special cover frames. The width of the accessory cover frames is 80mm. The products are well-suited for flush-mounting in dry spaces and their protection class is IP 20.

The surface material of the Pure series products is pure stainless steel, with the exception of the Euro and 2-gang socket outlets that are painted to the color of steel. Stainless steel surface has durable characteristics and resists fingerprints.

The Future linear products have a soft touch coating that makes the surface completely matte and soft to touch. The Future linear color options are matt white and matt black.

- 07 Pure, switch
- 08 Future linear, switch, matt white
- 09 Future linear switch, matta black



More socket outlets



Along with the increasing number of electrical devices, the need for more socket outlets has increased. The outlets are often too few and too far.

Jussi and Impressivo wiring accessory ranges provide socket outlets for all purposes in flush and surface, even for installation in a corner. The insert of the flush-mounted socket outlets in Impressivo and Jussi is the same, but there have been two types of inserts: In the older model the shutters are located in the cover plate and in the newer model the shutters are integrated in the insert. The plastic parts of the newer Jussi 2-gang socket outlets (integrated shutters) can be replaced with the plastic parts of the Impressivo series.

Flush-mounted accessories are used most frequently, because they provide installations with excellent finish, but with surface-mounted accessories installations can be performed more cost-efficiently. The versatile range of cover frames in flush-mounted accessories provides plenty of possibilities to meet the interior design requirements. Surface-mounted accessories, on the other hand, enable more versatile installation in a variety locations and savings in installation costs.

- 01 2-gang socket outlet for flush-mounting, Impressivo, aluminum
- 02 Surface-mounted socket outlet for lath installation, Impressivo, white
- 03 Surface-mounted socket outlet for corner installation, Impressivo, anthracite
- 04 4-gang surface-mounted socket outlet, Jussi



Socket outlets

Installation examples


Replacing an old socket outlet with a new one

When renewing the appearance of a room, the old wiring accessories are often replaced with more modern and well-functioning new equipment. Impressivo and Jussi series also provide non-earthed socket outlets. The products are available in several colors. In the picture, an old socket outlet is being replaced with a new Impressivo non-earthed socket outlet.



Adding socket outlets to existing installation

In every room, there is usually at least one socket outlet that has been installed in a mounting box. In the pictures, a single socket outlet has been removed from an existing mounting box, and three surface-mounted boxes have been added on top of the old box. This releases the existing mounting box for use as a junction box, where neutral earthing can be connected if needed and earthed socket outlets installed in the room.



A chain of additional outlets can be added in the room by surface-mounting.



Lath installation socket outlets

By using lath installation outlets and boxes, smart installations are possible to make near the floor. With installation laths, the cables are easily hidden when installing additional socket outlets. The pictures show a chain of Impressivo socket outlets distributed to the different walls of the room. By using the right types of installation laths, it is possible to incorporate tele cabling in the same ducts.



Adding socket outlets as surface-mounting

For example in the kitchen, it is easy to replace an old socket outlet with a 4-gang socket outlet, which can be found in Impressivo and Jussi ranges.

It is easy to add socket outlets by using corner installation outlets or a corner installation box, where you can install, besides a 1-gang socket outlet, also for example Euro socket outlets or other products as needed.



Surface-mounted and flush-mounted socket outlet combinations

Surface-mounted combinations can be created from flush-mounted products using Impressivo and Jussi surface-mounting accessories. In Jussi design, the combinations can be 1-3-gang while Impressivo enables up to 4-gang combinations.


Tele and data accessories can be installed in the same combinations, because the insert of the 2-gang socket outlet is screen-protected even when the center plate is removed.



Luminaire socket outlets and IceLight

Jussi and Impressivo product ranges include a 1-gang socket outlet with LED-downlighting, which can be used as a night-time luminaire for example for hallways and staircases. Having separate wiring, the LED light can be controlled by a timer or it can always be on.

The IceLight luminaires are installed in a mounting box and can be used as staircase or night lighting. The product range comprises versions with clear and dim LED's and replaceable signs as accessories.



USB outlets

Modern phones, tablets, cameras and other devices need recharging frequently. Most of these products can be charged through the USB-port. Jussi and Impressivo series include two different USB recharging points. The 1-gang socket outlet with a USB charger can charge one device 0.7A. The USB charging point with two outlets total 1.4A.



Brown socket outlet

It often happens that available colors do not match the installation environment. With solid wood structures the white color products might not match especially well, and brown color may be preferred instead. The surface-mounted 2-gang socket outlet is also available in brown (RAL 8028).



Ceiling covers with lighting outlets

The product range already includes ceiling covers that are in compliance with the new lighting outlet standard (EN 61995). The phase-off period of the old standard ends on April 1, 2019. In the ceiling covers, the plug is completely inside the product. The product range contains both flush-mounted and surface-mounted models.



The tele system secures the future



In today's information society the renovation of antenna systems and data communication connections is especially important.

Building regulations are also setting special requirements for renovation of telecommunication connections. When renovating buildings it is almost always required that new wiring ducts for telecommunication cables must be built using e.g. laths, which means that flexible methods are important to the final result of the installation.

The Jussi and Impressivo ranges include well-suited accessories for frequently used RJ45 connectors, antenna connectors and many other important tele connectors, such as HDMI, loudspeaker connectors and USB. Available products include different surface-mounted boxes, elevating frames, lath installation boxes and a corner box, in which the products are easy to install.

- 01 RJ45 socket outlet, Impressivo, aluminum
- 02 Tele outlet HDMI, Jussi
- 03 Tele outlet USB, Impressivo white, accent frame entrée-grey
- 04 Socket outlet with USB port, future linear, matt black
- 05 USB charger, Jussi
- 06 Tele outlet VGA, Impressivo white, accent frame blue
- 07 Speaker outlet, Impressivo, white
- 08 Antenna outlet, Pure steel



Tele and data outlets

Installation examples

Combinations

Flush-mounting enables easy installation of large combinations. Jussi and Impressivo accessories include 1-5-gang cover frames in 85-mm and 100-mm versions.



Different ways of surface-mounting

Jussi and Impressivo series provide the most frequently used products as separate versions for surface-installation. In addition, both series include many surface-mounted accessories for installing flush-mounted products on the surface.



Always the right RJ45 accessory

RJ45 products are available in a large assortment, in which Keystone, AMP, Actassi or Systemax connectors can be installed. The assortment also includes accessories that come with 3M Volition connectors. The center plates are equipped with dust hatches or blind covers. All models are available in Jussi and Impressivo series.



Lighting control creates convenience and cost savings



When renovating, it is easy to modernize lighting control using different control devices, dimmers and presence detectors. This always enables the right lighting according to need, even automatically, and saving energy.

The lighting control devices can be flush-mounted or surface-mounted as the rest of the electrical wiring accessories. Jussi and Impressivo series include traditional and wireless switches, push buttons, dimmers, presence detectors, timers and also KNX home automation products. In practice, they enable implementation of all the customer's wishes.

- 01 Comfort switch, Jussi
- 02 2-gang RF wireless push button, Jussi
- 03 Motion detector, Pure
- 04 3-gang switch, Impressivo anthracite



Lighting control

Installation examples

Changing the switch

The appearance of accessories can easily be changed by replacing only the surface components or the whole product. In the picture, the existing switch is being replaced with a completely new Impressivo product. A Jussi switch can be changed into an Impressivo switch by changing the plastic parts only.




You can add for example a dimmer and switches in the place of an old switch by installing surface-mounting boxes on the old mounting box. The required depth for the dimmer can be acquired by removing the bottom wall of the surface-mounted universal box and mounting it on the old box. The picture shows an Impressivo dimmer and a 2-gang switch.



More functions

You can replace an old switch with a different switch or dimmer. In the pictures, a 1-gang switch has been replaced with a 3-gang switch or a rotary control. Also a LED dimmer designed especially for controlling LEDs is available.




The lights can be made to turn on and off automatically by replacing the switch with a motion detector. If you use a comfort switch instead of the motion detector, you can control the lights both manually and by the motion detector. Jussi and Impressivo motion detectors and comfort switches include models that can be installed directly in the place of the switch, if the load is an incandescent lamp. If the load is not a resistive incandescent lamp, you can use a relay version, which requires a neutral earth wire to be added.




4-gang low-voltage push button

When there are many separate lights to control, a push button panel can be used, which accommodates several controls in a small space. The push button panel in the picture can control up to four lights. The product is available in both Impressivo and Jussi series. The push button panels can also be connected to the KNX system.





RF wireless push buttons anywhere you like

By replacing the old switch with a RF-receiver and attaching wireless RF push buttons in the desired places, you can control lighting from any place you like. For example, you can turn the bedroom lights on and off using an RF-button attached conveniently at the headboard of your bed.



Installing wireless controls without opening the wall

A wireless button can easily be added to an existing switch. The fastening plate of the RF-button can be glued on the wall below the switch insert, which accommodates both products in the same combination cover plate.



Convenient potentiometer control for DALI luminaires

If the renovated house has luminaires connected to the DALI bus, you can dim them conveniently with a rotary DALI-dimmer. The DALI-Power-potentiometer contains an integrated power supply that can be used for controlling 37 attached devices. Dimmer extension also available.



Easy control of outdoor lighting using a motion detector, also in wireless version

The Watchdog motion detectors are extremely well-suited for outdoor use and can be installed on a straight wall or ceiling surface, or in a corner, oblique position or ceiling with an adapter. The battery-operated wireless version can be placed almost freely. When it detects motion, it sends a connecting signal to the receiver relay. The receiver can be located in a mounting box, socket outlet or under the switch near the lamp.



Increasing safety is not difficult

Leak Guard prevents leakage damage

The sensing element of the Leak Guard is a tape sensor or a pair of wires with peeled ends that are attached to the monitored object. When water or humidity appears between the wires or on the tape, the Leak Guard alarm is set off. The alarm is acknowledged using the push button, which leaves the signal light on until the humidity disappears. A supplementary relay to the system can be connected to control a magnet valve, which cuts off the water supply, when the alarm is launched.



The timer turns electrical devices off automatically

The timer is started by pushing the button and turns off after the set period of time, turning the connected device off. Easy to use, the desired operating time period is set at the installation. The timer can also be installed easily on the surface, for example in a corner installation box.



Convenience and energy saving by wireless control



Wireless control enables easy installations to increase convenience, safety and energy saving in renovations or retrofitting. Scene controls enable setting several operations simultaneously to the desired status.

Scene controls can be implemented easily in renovations by using a wireless RF control system. For example the home/away or movie scenes can be controlled by a single push of a button on a remote control or a wireless push button. Wireless actuators can, for example, adjust the brightness of lighting, position the curtains, lower a movie screen or control the temperature drop when the away-scene is selected.

Wireless window and door sensors provide information on windows and doors unintentionally left open, thus preventing unnecessary heating during ventilation.

- 01 RF push button 1-gang, Impressivo white
- 02 RF push button 4-gang, Impressivo aluminum
- 03 RF push button 1-gang, Jussi

01



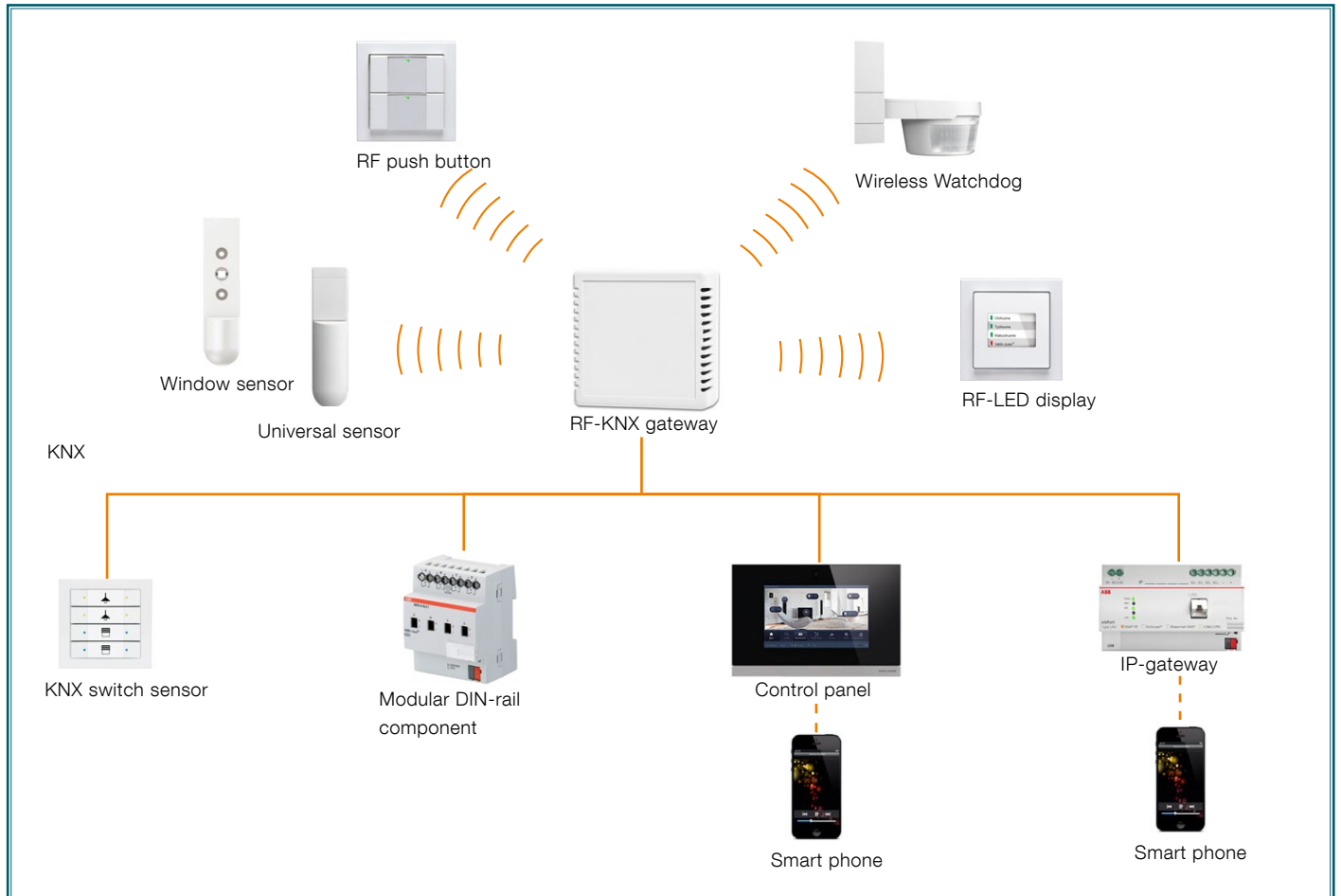
02



03



Wireless KNX home automation for renovations



In renovations, it is possible to implement almost all the same KNX home automation functions as in new buildings by using a combination of a wired and wireless system.

The RF-KNX-gateway enables connection of wireless push buttons and actuators to the KNX system. This enables wireless control of KNX devices. Also devices that are connected to wireless receivers can be controlled from the KNX system for example with time control.

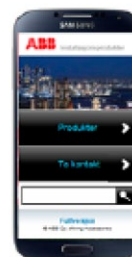
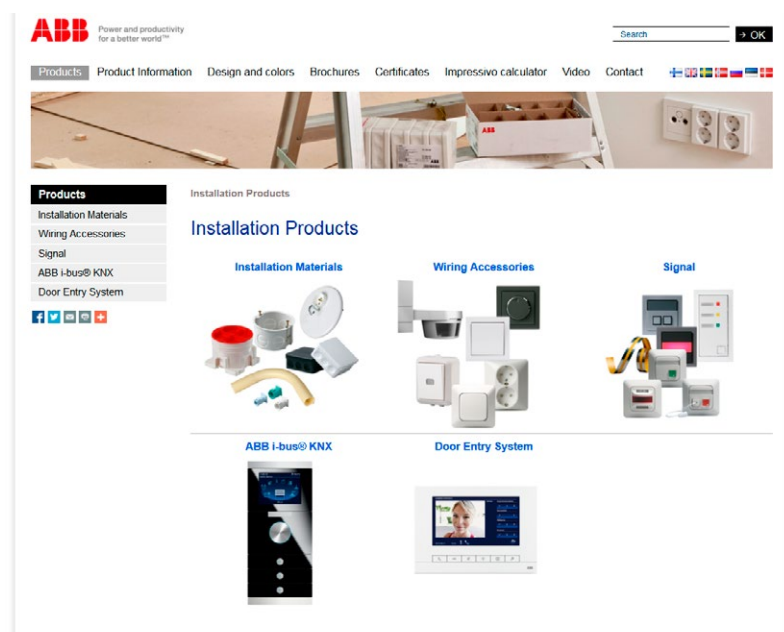
Use of the touch screen 8136/xx-xxx-500 and visualization server 6186-L enables access to the system from a smart phone or tablet, allowing users to view status information and perform settings through a remote connection.

Jussi and Impressivo Surface-mounted products

The following pages contain the surface-mounted products and surface-mounting accessories of the Jussi and Impressivo ranges.

Other product information is available on our website: <http://installationmaterials.com/catalog/>

QR code to our website:



Impressivo for surface mounting

Switches and push switches



1-gang switches

16AX/250V, with screwless terminals, lamp possibility. Rocker with clip-on fastening. IP21 when wires are installed downwards.

Type	EAN	Description	Package
1-gang 2-way switch			
1066A-84	64 381 99 003 221	1-gang 2-way switch, 16AX/250V, Impressivo, 2 X-terminals, white	1/10
1066A-81	64 381 99 003 238	1-gang 2-way switch, 16AX/250V, Impressivo, 2 X-terminals, anthracite	1/10
1066A-83	64 381 99 003 245	1-gang 2-way switch, 16AX/250V, Impressivo, 2 X-terminals, aluminum	1/10
Intermediate switch			
1067A-84	64 381 99 003 535	1-gang intermediate switch, 16AX/250V, Impressivo, 2 X-terminals, white	1/10
1067A-81	64 381 99 003 542	1-gang intermediate switch, 16AX/250V, Impressivo, 2 X-terminals, anthracite	1/10
1067A-83	64 381 99 003 559	1-gang intermediate switch, 16AX/250V, Impressivo, 2 X-terminals, aluminum	1/10



2-gang switches

16AX/250V, with screwless terminals, no lamp possibility. Rocker with clip-on fastening. IP21 when wires are installed downwards.

Type	EAN	Description	Package
2-gang 1-way switch			
1065A-84	64 381 99 003 191	2-gang 1-way switch, 16AX/250V, Impressivo, 2 X-terminals, white	1/10
1065A-81	64 381 99 003 207	2-gang 1-way switch, 16AX/250V, Impressivo, 2 X-terminals, anthracite	1/10
1065A-83	64 381 99 003 214	2-gang 1-way switch, 16AX/250V, Impressivo, 2 X-terminals, aluminum	1/10
2-gang 2-way switch			
10666A-84	64 381 99 003 504	2-gang 2-way switch, 16AX/250V, Impressivo, 2 X-terminals, white	1/10
10666A-81	64 381 99 003 511	2-gang 2-way switch, 16AX/250V, Impressivo, 2 X-terminals, anthracite	1/10
10666A-83	64 381 99 003 528	2-gang 2-way switch, 16AX/250V, Impressivo, 2 X-terminals, aluminum	1/10



3-gang switch

16AX/250V, with screwless terminals, no lamp possibility. Rocker with clip-on fastening. IP21 when wires are installed downwards.

Type	EAN	Description	Package
10631A-84	64 381 99 003 566	3-gang 1-way switch, 16AX/250V, Impressivo, 2 X-terminals, white	1/10
10631A-81	64 381 99 003 573	3-gang 1-way switch, 16AX/250V, Impressivo, 2 X-terminals, anthracite	1/10
10631A-83	64 381 99 003 580	3-gang 1-way switch, 16AX/250V, Impressivo, 2 X-terminals, aluminum	1/10



2-pole switch

16AX/250V, with screwless terminals, lamp possibility. Rocker with clip-on fastening. IP21 when wires are installed downwards.

Type	EAN	Description	Package
1062A-84	64 381 99 003 474	1-gang 2-pole switch, 16AX/250V, Impressivo, 2 X-terminals, white	1/10
1062A-81	64 381 99 003 481	1-gang 2-pole switch, 16AX/250V, Impressivo, 2 X-terminals, anthracite	1/10
1062A-83	64 381 99 003 498	1-gang 2-pole switch, 16AX/250V, Impressivo, 2 X-terminals, aluminum	1/10



1-gang push switch

10A/250V, with screwless terminals, lamp possibility. Rocker with clip-on fastening. Delivered with clear lens. IP21 when the wires are installed downwards.

Type	EAN	Description	Package
1461A-84	64 381 99 003 252	1-gang 1-way push switch, 10A/250V, Impressivo, 2 X-terminals, white	1/10
1461A-81	64 381 99 003 269	1-gang 1-way push switch, 10A/250V, Impressivo, 2 X-terminals, anthracite	1/10
1461A-83	64 381 99 003 276	1-gang 1-way push switch, 10A/250V, Impressivo, 2 X-terminals, aluminum	1/10

Impressivo for surface mounting

Socket outlets



4-gang Schuko socket outlet, IP21

16A/250V. The device is based on two 2-gang socket outlet inserts, which are internally connected. The socket outlet inserts have shutters. There are screwless terminals for each contact of the socket outlet insert for max 4 rigid wires. No X-terminals. IP21 when the wires are installed downwards.

Type	EAN	Description	Package
404EA-84	64 381 99 003 344	Socket outlet, Impressivo, Schuko, 4-gang, shuttered, screwless terminals, white	1/20
404EA-81	64 381 99 003 351	Socket outlet, Impressivo, Schuko, 4-gang, shuttered, screwless terminals, anthracite	1/20
404EA-83	64 381 99 003 368	Socket outlet, Impressivo, Schuko, 4-gang, shuttered, screwless terminals, aluminum	1/20



2-gang Schuko socket outlet, IP21

16A/250V. Screwless terminals for each contact of the socket outlet for max 4 rigid wires. No X-terminals. The socket outlet insert has shutters. IP21 when the wires are installed downwards.

Type	EAN	Description	Package
402EA-84	64 381 99 003 283	Socket outlet, Impressivo, Schuko, 2-gang, shuttered, screwless terminals, white	1/10
402EA-81	64 381 99 003 290	Socket outlet, Impressivo, Schuko, 2-gang, shuttered, screwless terminals, anthracite	1/10
402EA-83	64 381 99 003 306	Socket outlet, Impressivo, Schuko, 2-gang, shuttered, screwless terminals, aluminum	1/10



2-gang Schuko socket outlet, lath installation, IP21

16A/250V. Schuko 2-gang socket outlet for lath installation. There are screwless terminals for each contact of the socket outlet for max 4 rigid wires. No X-terminals. The socket outlet insert has shutters.

Type	EAN	Description	Package
402EL-84	64 381 99 003 894	Socket outlet, Impressivo, Schuko, 2-gang, shuttered, screwless terminals, lath installation, white	1/10
402EL-81	64 381 99 003 900	Socket outlet, Impressivo, Schuko, 2-gang, shuttered, screwless terminals, lath installation, anthracite	1/10
402EL-83	64 381 99 003 917	Socket outlet, Impressivo, Schuko, 2-gang, shuttered, screwless terminals, lath installation, aluminium	1/10



2-gang Schuko socket outlet, corner installation, IP21

16A/250V. Schuko 2-gang socket outlet for corner installation. There are screwless terminals for each contact of the socket outlet for max 4 rigid wires. No X-terminals. The socket outlet insert has shutters.

Type	EAN	Description	Package
402EE-84	64 381 99 003 313	Socket outlet, Impressivo, Schuko, 2-gang, shuttered, screwless terminals, corner installation, white	1/20
402EE-81	64 381 99 003 320	Socket outlet, Impressivo, Schuko, 2-gang, shuttered, screwless terminals, corner installation, anthracite	1/20
402EE-83	64 381 99 003 337	Socket outlet, Impressivo, Schuko, 2-gang, shuttered, screwless terminals, corner installation, aluminum	1/20

Impressivo for surface mounting

Accessories



Surface mounting box 85mm, IP21

Surface mounting box for 1-gang devices such as antenna and data outlet and others, insert height max. 26 mm. Large devices such as dimmers doesn't fit in the box. Delivery includes bottom plate and cover.

Type	EAN	Description	Package
1721A-84	64 381 99 003 375	Surface mounting box, Impressivo, 85mm, h=41mm, 1-gang, white	1/10
1721A-81	64 381 99 003 382	Surface mounting box, Impressivo, 85mm, h=41mm, 1-gang, anthracite	1/10
1721A-83	64 381 99 003 399	Surface mounting box, Impressivo, 85mm, h=41mm, 1-gang, aluminum	1/10



Lath installation box 85mm, IP21

Lath installation box for 1-gang devices such as antenna and data outlet and others, insert height max. 26 mm. Large devices such as dimmers doesn't fit in the box. Delivery includes bottom plate and cover.

Type	EAN	Description	Package
1721L-84	64 381 99 003 924	Surface mounting box, Impressivo, 85mm, 1-gang, lath installation, white	1/10
1721L-81	64 381 99 003 931	Surface mounting box, Impressivo, 85mm, 1-gang, lath installation, anthracite	1/10
1721L-83	64 381 99 003 948	Surface mounting box, Impressivo, 85mm, 1-gang, lath installation, aluminium	1/10



Corner installation box 85mm, IP21

Surface mounting box for 2 devices, also for electronic devices. Horizontal or vertical installation in corners. Use with 85mm 2-gang cover frame.

Type	EAN	Description	Package
1722H-84	64 381 99 003 955	Surface mounting box, Impressivo, corner installation, 85mm, 2-gang, white	1/20
1722H-81	64 381 99 003 962	Surface mounting box, Impressivo, corner installation, 85mm, 2-gang, anthracite	1/20
1722H-83	64 381 99 003 979	Surface mounting box, Impressivo, corner installation, 85mm, 2-gang, aluminium	1/20



High surface mounting boxes 80mm, IP20

Surface mounting boxes for high 1-gang devices, such as dimmers, insert height max. 40 mm. Suitable for both horizontal and vertical installation. Delivery includes box and cover frame.

Type	EAN	Description	Package
White			
1721S80-84	64 381 99 002 651	Surface mounting box, Impressivo, 80mm, h=54mm 1-gang, white	1/10
1722S80-84	64 381 99 002 682	Surface mounting box, Impressivo, 80mm, h=54mm 2-gang, white	1/5
1723S80-84	64 381 99 002 712	Surface mounting box, Impressivo, 80mm, h=54mm 3-gang, white	1/10
Anthracite			
1721S80-81	64 381 99 002 637	Surface mounting box, Impressivo, 80mm, h=54mm 1-gang, anthracite	1/10
1722S80-81	64 381 99 002 668	Surface mounting box, Impressivo, 80mm, h=54mm 2-gang, anthracite	1/5
1723S80-81	64 381 99 002 699	Surface mounting box, Impressivo, 80mm, h=54mm 3-gang, anthracite	1/10
Aluminum			
1721S80-83	64 381 99 002 644	Surface mounting box, Impressivo, 80mm, h=54mm 1-gang, aluminum	1/10
1722S80-83	64 381 99 002 675	Surface mounting box, Impressivo, 80mm, h=54mm 2-gang, aluminum	1/5
1723S80-83	64 381 99 002 705	Surface mounting box, Impressivo, 80mm, h=54mm 3-gang, aluminum	1/10



Surface mounting bottom plate, IP21/IP44

Surface mounting bottom plate for flush mounted products, insert height max. 26mm. To be combined with 85mm and 100mm surface mounting cover frames 172xS85-xx and 172xS100-xx. Socket outlets are IP44 when using center plates with hinged lid. Switches and push switches are IP44 when combined with screw fastening rocker. Wires must be installed downwards for IP44 protection class. Dimmers do not fit in the box.

Type	EAN	Description	Package
2456.26	64 186 77 331 299	Surface mounting box for flush mounted products, h=26mm	10/100

Impressivo for surface mounting

Accessories



Surface mounting cover frames 85mm, IP21/IP44

Surface mounting cover frames for 1-gang devices, such as switches and socket outlets. Suitable for both horizontal and vertical installation. To be used with surface mounting box 2456.26. Dimmers do not fit in the frame. Wires must be installed downwards for IP44 protection class. Final IP class of installation is defined by the used center plate (IP21/IP44).

Type	EAN	Description	Package
White			
1721S85-84	64 186 77 330 971	Surface mounting frame, Impressivo, 85mm, h=40mm, 1-gang, white	1/50
1722S85-84	64 186 77 331 015	Surface mounting frame, Impressivo, 85mm, h=40mm, 2-gang, white	1/25
1723S85-84	64 186 77 331 053	Surface mounting frame, Impressivo, 85mm, h=40mm, 3-gang, white	1/25
1724S85-84	64 186 77 331 091	Surface mounting frame, Impressivo, 85mm, h=40mm, 4-gang, white	1/25
Anthracite			
1721S85-81	64 186 77 330 995	Surface mounting frame, Impressivo, 85mm, h=40mm, 1-gang, anthracite	1/50
1722S85-81	64 186 77 331 039	Surface mounting frame, Impressivo, 85mm, h=40mm, 2-gang, anthracite	1/25
1723S85-81	64 186 77 331 077	Surface mounting frame, Impressivo, 85mm, h=40mm, 3-gang, anthracite	1/25
1724S85-81	64 186 77 331 114	Surface mounting frame, Impressivo, 85mm, h=40mm, 4-gang, anthracite	1/25
Aluminum			
1721S85-83	64 186 77 331 008	Surface mounting frame, Impressivo, 85mm, h=40mm, 1-gang, aluminum	1/50
1722S85-83	64 186 77 331 046	Surface mounting frame, Impressivo, 85mm, h=40mm, 2-gang, aluminum	1/25
1723S85-83	64 186 77 331 084	Surface mounting frame, Impressivo, 85mm, h=40mm, 3-gang, aluminum	1/25
1724S85-83	64 186 77 331 121	Surface mounting frame, Impressivo, 85mm, h=40mm, 4-gang, aluminum	1/25



Surface mounting cover frames 100mm, IP21/IP44

Surface mounting cover frames for 2-gang devices, such as double socket outlets. Also 1-gang devices can be installed using the adaptor 2519-xx. Suitable for both horizontal and vertical installation. To be used with surface mounting box 2456.26. Wires must be installed downwards for IP44 protection class. Final IP class of installation is defined by the used center plate (IP21/IP44).

Type	EAN	Description	Package
White			
1721S100-84	64 186 77 331 138	Surface mounting frame, Impressivo, 100mm, h=40mm, 1-gang, white	1/50
1722S100-84	64 186 77 331 176	Surface mounting frame, Impressivo, 100mm, h=40mm, 2-gang, white	1/25
1723S100-84	64 186 77 331 213	Surface mounting frame, Impressivo, 100mm, h=40mm, 3-gang, white	1/25
1724S100-84	64 186 77 331 251	Surface mounting frame, Impressivo, 100mm, h=40mm, 4-gang, white	1/20
Anthracite			
1721S100-81	64 186 77 331 152	Surface mounting frame, Impressivo, 100mm, h=40mm, 1-gang, anthracite	1/50
1722S100-81	64 186 77 331 190	Surface mounting frame, Impressivo, 100mm, h=40mm, 2-gang, anthracite	1/25
1723S100-81	64 186 77 331 237	Surface mounting frame, Impressivo, 100mm, h=40mm, 3-gang, anthracite	1/25
1724S100-81	64 186 77 331 275	Surface mounting frame, Impressivo, 100mm, h=40mm, 4-gang, anthracite	1/20
Aluminum			
1721S100-83	64 186 77 331 169	Surface mounting frame, Impressivo, 100mm, h=40mm, 1-gang, aluminum	1/50
1722S100-83	64 186 77 331 206	Surface mounting frame, Impressivo, 100mm, h=40mm, 2-gang, aluminum	1/25
1723S100-83	64 186 77 331 244	Surface mounting frame, Impressivo, 100mm, h=40mm, 3-gang, aluminum	1/25
1724S100-83	64 186 77 331 282	Surface mounting frame, Impressivo, 100mm, h=40mm, 4-gang, aluminum	1/20

Jussi for surface mounting

Switches and push switches



1-gang switches, IP21

16AX/250V, with screwless terminals, lamp possibility. Rocker with clip-on fastening. IP21 when wires are installed downwards.

Type	EAN	Description	Package
1066A4	64 186 77 307 515	1-gang 2-way switch, Jussi, 2 X-terminals	10/100
1067A4	64 186 77 307 539	1-gang intermediate switch, Jussi, 2 X-terminals	10/100



2-gang 1-way switch, IP21

16AX/250V, with screwless terminals, no lamp possibility. Rocker with clip-on fastening. IP21 when wires are installed downwards.

Type	EAN	Description	Package
1065A4	64 186 77 307 461	2-gang 1-way switch, Jussi, 2 X-terminals	10/100



3-gang 1-way switch, IP21

16AX/250V, with screwless terminals, no lamp possibility. Rocker with clip-on fastening. IP21 when wires are installed downwards.

Type	EAN	Description	Package
10631A4	64 186 77 307 447	3-gang 1-way switch, Jussi, no X-terminals	10/100



1-gang 2-way push switch, IP21

10A/250V, with screwless terminals, lamp possibility. Push switch includes an opening and closing contact terminal function. Rocker with clip-on fastening. Delivered with clear lens. IP21 when the wires are installed downwards.

Type	EAN	Description	Package
1466AK4	64 186 77 307 560	1-gang 2-way push switch, Jussi, N-terminal, lens, lamp not included	10/100

Jussi for surface mounting

Socket outlets



4-gang Schuko socket outlet, IP21

16A/250V. The device is based on two 2-gang socket outlet inserts, which are internally connected. The socket outlet inserts have shutters. There are screwless terminals for each contact of the socket outlet insert for max 4 rigid wires. No X-terminals. IP21 when the wires are installed downwards.

Type	EAN	Description	Package
404EA	64 186 77 335 822	Socket outlet, Jussi, Schuko, 4-gang, shuttered, screwless terminals	1/20



2-gang Schuko socket outlet, IP21

16A/250V. 402EA has screwless terminals for each contact of the socket outlet for max 4 rigid wires. No X-terminals. 232EA has screw terminals for max 2 wires. 2 X-terminals. The socket outlet insert has shutters. An installation plate is delivered with the socket outlets, for easier installation. Installation is also possible on conductive surfaces with the installation plate. IP21 when the wires are installed downwards.

Type	EAN	Description	Package
402EA	64 186 77 335 815	Socket outlet, Jussi, Schuko, 2-gang, shuttered, screwless terminals	10/100
232EA	64 100 24 061 217	Socket outlet, Jussi, Schuko, 2-gang, shuttered, screw terminals	10/100



2-gang brown Schuko socket outlet, IP21

16A/250V. This socket outlet has screwless terminals for each contact of the socket outlet for max 4 rigid wires. No X-terminals. The socket outlet insert has shutters. An installation plate is delivered with the socket outlets, for easier installation. Installation is also possible on conductive surfaces with the installation plate. IP21 when the wires are installed downwards. Colour RAL8028.

Type	EAN	Description	Package
402EA-01	64 381 99 002 774	Socket outlet, Jussi, Schuko, 2-gang, screwless terminals, brown	10/100



2-gang Schuko socket outlet, corner installation, IP21

16A/250V. Schuko 2-gang socket outlet for corner installation. There are screwless terminals for each contact of the socket outlet for max 4 rigid wires. No X-terminals. The socket outlet insert has shutters.

Type	EAN	Description	Package
402EA.E	64 381 99 000 619	Socket outlet, Jussi, Schuko, 2-gang, shuttered, screwless terminals, corner installation	1/20



1-gang Schuko socket outlet, IP21

16A/250V. There are screwless terminals for each contact of the socket outlet. The socket outlet insert has shutters. The terminals are for max 2 rigid wires. No X-terminals. An installation plate is delivered with the socket outlets, for easier installation. Installation is also possible on conductive surfaces with the installation plate. IP21 when the wires are installed downwards.

Type	EAN	Description	Package
20EAKS	64 100 24 061 316	Socket outlet, Jussi, Schuko, 1-gang, shuttered, screwless terminals	10/100
23EAKS	64 100 24 061 118	Socket outlet, Jussi, Schuko, 1-gang, shuttered, screw terminals	10/100

Jussi for surface mounting

Accessories



Floor installation housing

Product is usually mounted on the wall by the floor. When installing dimmers, the bottom of the housing need to be opened and further space is needed behind, a.g. flush mounting box. The lower part of the device housing can be used as a junction box, max 5 terminals.

Type	EAN	Description	Package
2551L-212	64 100 14 027 513	Floor installation box, Jussi, for 1-gang devices	5/50
2552L-212	64 100 14 027 520	Floor installation box, Jussi, for 2-gang socket outlets	5/50



Pintakehys 85 mm, kulmaan

Surface mounting box for 2 devices, also for electronic devices. Horizontal or vertical installation in corners. Use with 85mm 2-gang cover frame (2512).

Type	EAN	Description	Package
2512H	64 381 99 000 602	Surface mounting box, Jussi, corner installation, 85mm, 2-gang	1/20
2512H.13	64 381 99 000 671	Surface mounting box, Jussi, corner installation, 85mm, 2-gang, with cover frame	1 / 20



Surface mounting frames 85mm

Frame height 22mm. Use with 85mm cover frames.

Type	EAN	Description	Package
2511R-212	64 100 25 161 749	Surface mounting frame, Jussi, 1-gang for 1-gang device, for 85mm cover plates, h=22	10 / 100
2552R-212	64 100 25 161 725	Surface mounting frame, Jussi, 2-gang for 1-gang devices, for 85mm cover plates, h=22	10 / 100
2513R-214	64 381 99 001 999	Surface mounting frame, Jussi, 3-gang for 1-gang devices, h=22	1/5



Surface mounting frames 100mm

Frame height 25mm. Use with 100mm cover frames.

Type	EAN	Description	Package
2521R-100	64 186 77 328 510	Surface mounting frame, Jussi, for one double socket outlet, h=25	10/100
2522R-100	64 186 77 331 404	Surface mounting frame, Jussi, for two double socket outlets, h=25	10/100
2523R-100	64 186 77 331 411	Surface mounting frame, Jussi, for three double socket outlets, h=25	1/5



Surface mounting frame for double socket outlets

Frame height 22mm. Use with double socket outlets 302EUJ.1 and 232EUJ.

Type	EAN	Description	Package
2551R-212	64 100 25 161 510	Surface mounting frame, Jussi, for one double socket outlet 302EUJ.1 or 232EUJ	10/100



Surface mounting frames

Frame height 36mm. Use with 85mm cover frames. One X-terminal included.

Type	EAN	Description	Package
2551-510-212	64 100 24 065 710	Surface mounting frame, Jussi, 1-gang, for 85mm cover plates, h=36	10/100
2552-510-212	64 100 24 065 727	Surface mounting frame, Jussi, 2-gang, for 85mm cover plates, h=36	5/50

Jussi IP44/IP55

Switches, push switches and signal lights



1-gang switches, IP44

16AX/250V, with screwless terminals. The terminals are for max 2 rigid wires. One extra screw terminal inside the box for extending one wire. Signal light possibility. Delivered with white and clear lens but without lamp.

Type	EAN	Description	Package
1066SW	64 186 77 334 559	1-gang 2-way switch, Jussi IP44, 2 X-terminals, lamp not included	10/100
1067SW	64 186 77 334 566	1-gang intermediate switch, Jussi IP44, 2 X-terminals, lamp not included	1/10



2-pole switch, IP44

16AX/250V, with screwless terminals. The terminals are for max 2 rigid wires. One extra screw terminal inside the box for extending one wire. Signal light possibility. Delivered without lamp.

Type	EAN	Description	Package
1062SW	64 186 77 334 535	2-pole 1-gang 1-way switch, Jussi IP44, 2 X-terminals, lens, "1/0" symbol, lamp not included	1/10



2-gang switch, IP44

16AX/250V, with screwless terminals. The terminals are for max 2 rigid wires. One extra screw terminal inside the box for extending one wire. No signal light possibility.

Type	EAN	Description	Package
1065SW	64 186 77 334 542	2-gang 1-way switch, Jussi IP44, 2 X-terminals	10/100



1-gang 2-way push switch, IP44

10AX/250V, with screwless terminals. The terminals are for max 2 rigid wires. One extra screw terminal inside the box for extending one wire. Signal light possibility. Delivered with white and clear lens but without lamp.

Type	EAN	Description	Package
1466SW	64 186 77 334 573	1-gang 2-way push switch, Jussi IP44, N-terminal, lamp not included	10/100



Signal light, IP55

Red LED signal light 230V/25mA. Screw terminals for rigid wires. One extra screw terminal inside the box for extending/closure of one wire.

Type	EAN	Description	Package
2661SW-12	64 186 77 335 143	Signal light, Jussi IP55, Led 230V/25mA, red	10/100

Jussi IP44/IP55

Socket outlets



2-gang Schuko socket outlet, flush mounting, IP44

16A/250V There are screwless terminals for each contact of the socket outlet for max 4 rigid wires. No X-terminals. The socket outlet insert has shutters.

Type	EAN	Description	Package
302EUG	64 186 77 331 398	Socket outlet, Jussi IP44, Schuko, 2-gang, shuttered, screwless terminals, branching terminals	10/100



2-gang Schuko socket outlet, surface mounting, IP54/IP55

16A/250V There are screwless terminals for each contact of the socket outlet for max 4 rigid wires. The socket outlet insert has shutters.

Type	EAN	Description	Package
402ESW	64 186 77 334 580	Socket outlet, Jussi IP54/55, 2-gang Schuko, shuttered, screwless terminals, branching terminals	10/100



2-gang Schuko socket outlet, surface mounting, IP54/IP55

16A/250V. There are screw terminals for each contact of the socket outlet and 2 X-terminals. The socket outlet insert has shutters. The terminals are for max 2 rigid wires. IP55 tested with hinged lids closed.

Type	EAN	Description	Package
232EWS	64 100 24 065 239	Socket outlet, Jussi IP54/55, 2-gang Schuko, shuttered, screw terminals, branching terminals, 2 X-terminals	10/100



1-gang Schuko socket outlet, surface mounting, IP54/IP55

16A/250V There are terminals for each contact of the socket outlet. The socket outlet insert has shutters. The terminals are for max 2 rigid wires. Inside the box there is one extra screw terminal for extending one wire. IP55 tested with hinged lid closed.

Type	EAN	Description	Package
20ESW	64 186 77 334 603	Socket outlet, Jussi IP54/55, 1-gang Schuko, shuttered, screwless terminals	10/100



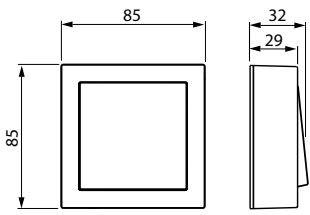
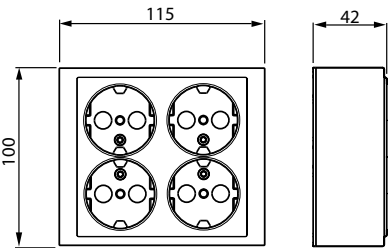
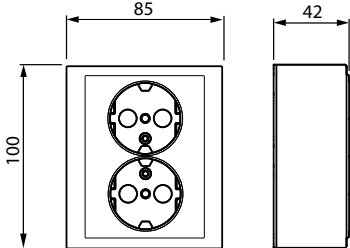
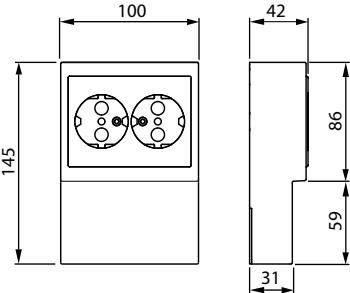
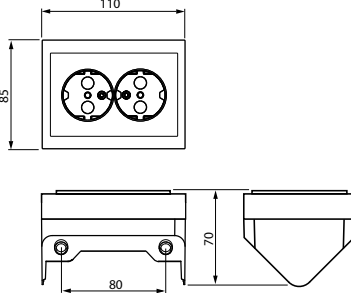
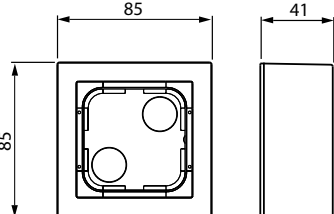
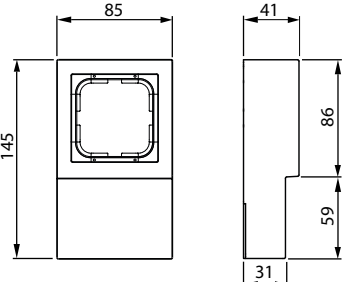
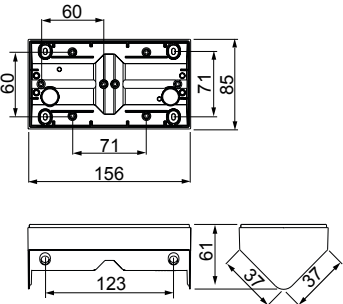
Cable entry

Thermoplastic cable entries for Jussi IP44/IP55 surface mounting products. Cable entry can be used for fitting 2 accessories.

Type	EAN	Description	Package
2124SW	64 186 77 335 884	Cable entry for Jussi IP44/IP55 products, 1-way	5/50
2125SW	64 186 77 335 891	Cable entry for Jussi IP44/IP55 products, 2-way	5/50
2138SW	64 186 77 334 610	Cable entry for fitting Jussi IP44/IP55 products	5/50
1237SW	64 186 77 335 952	Cable entry to the bottom for Jussi IP44/IP55 products, 1-way, round 16,5mm	5/50

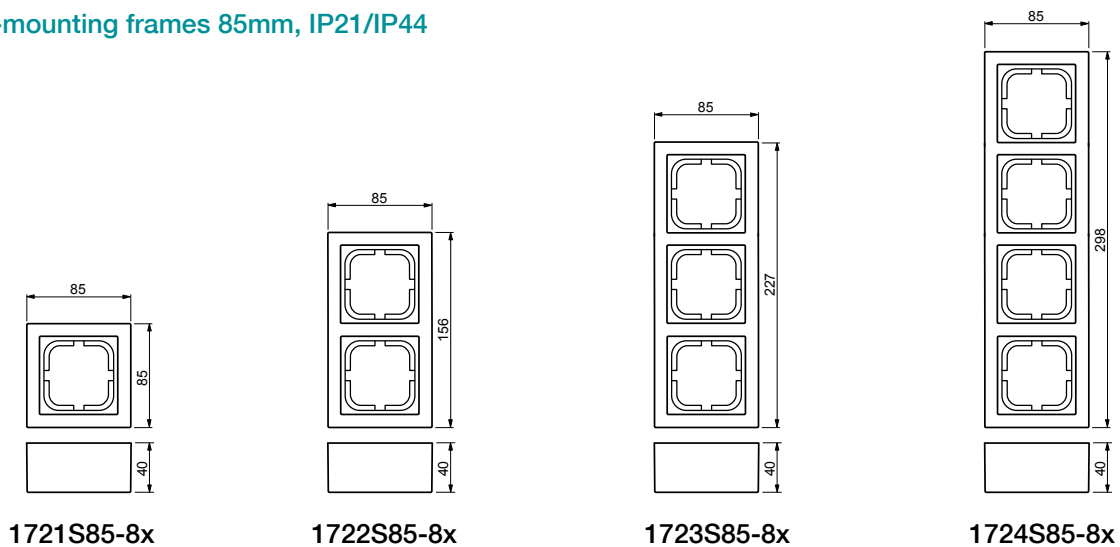
Dimensional drawings

Impressivo for surface mounting

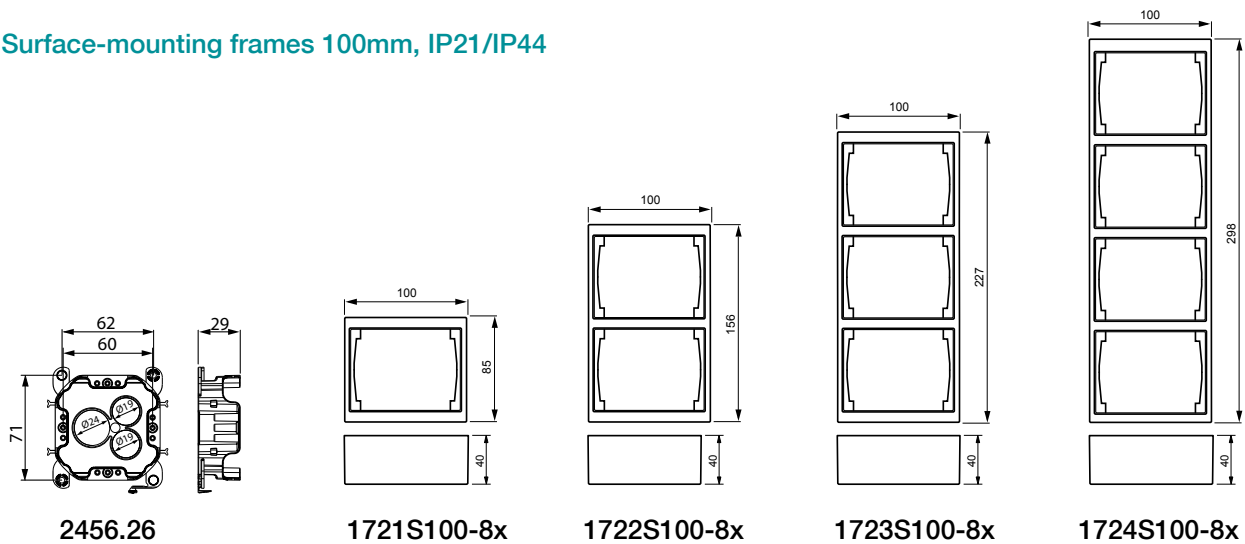
 <p>Switches</p>	 <p>404EA-8x</p>	 <p>402EA-8x</p>
 <p>402EL-8x</p>	 <p>402EE-8x</p>	 <p>1721A-8x</p>
 <p>1721L-8x</p>	 <p>1722H-8x</p>	

Dimensional drawings

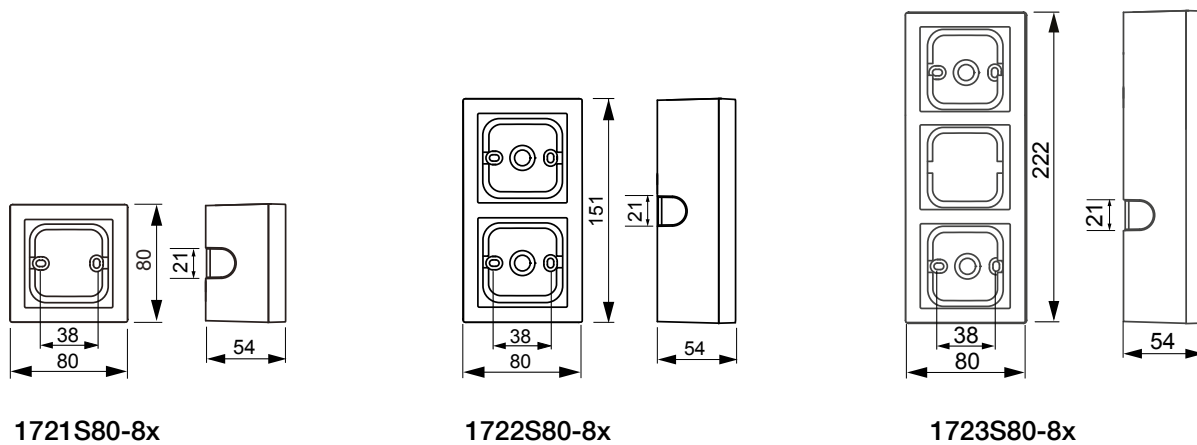
Surface-mounting frames 85mm, IP21/IP44



Surface-mounting frames 100mm, IP21/IP44

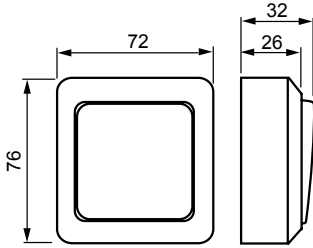
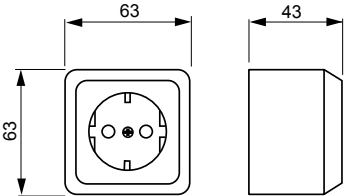
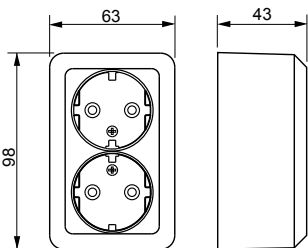
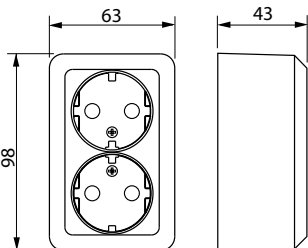
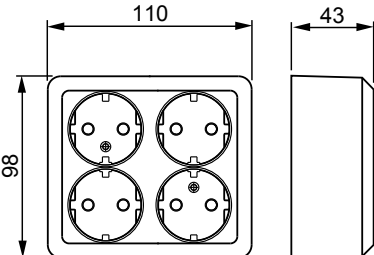
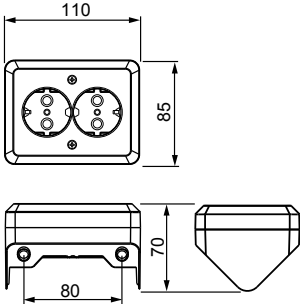
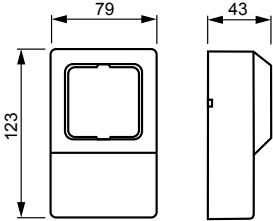
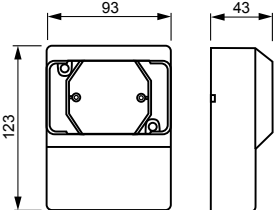
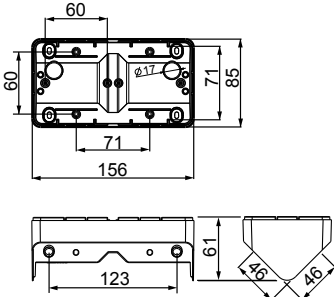
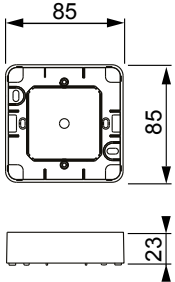
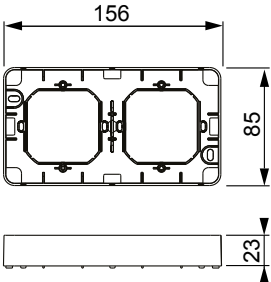
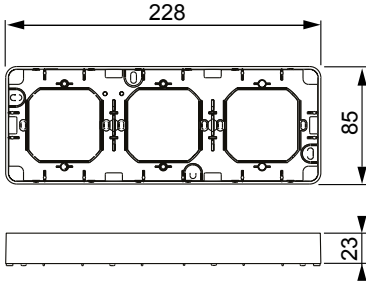
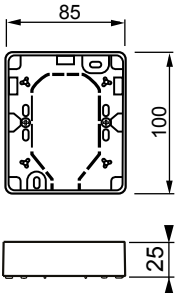
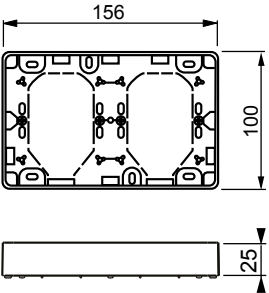
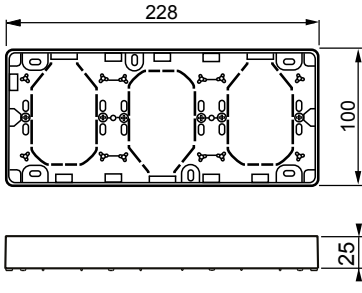


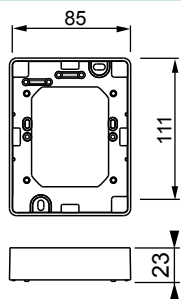
Surface-mounting boxes 80mm, IP20



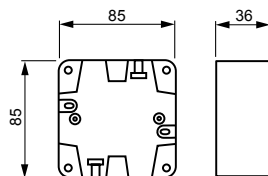
Dimensional drawings

Jussi for surface mounting

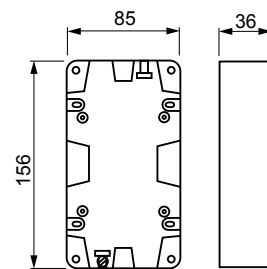
 <p>Switches and push switches</p>	 <p>20EAKS, 23EAKS</p>	 <p>402EA, 402EA-01</p>
 <p>232EA</p>	 <p>404EA</p>	 <p>402EA.E</p>
 <p>2551L-212</p>	 <p>2552L-212</p>	 <p>2512H</p>
 <p>2511R-212</p>	 <p>2552R-212</p>	 <p>2513R-214</p>
 <p>2521R-100</p>	 <p>2522R-100</p>	 <p>2523R-100</p>



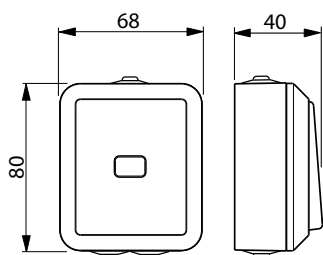
2551R-212



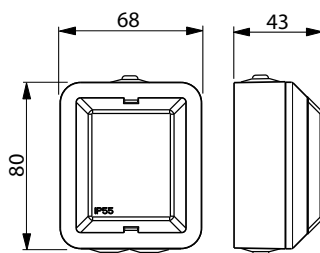
2551-510-212



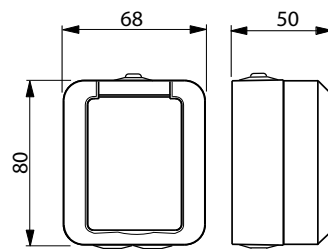
2552-510-212



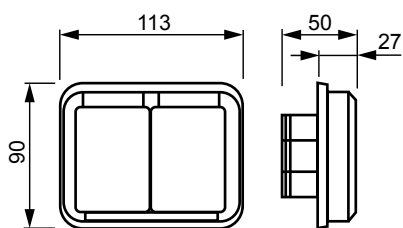
IP44/IP55 switches and push switches



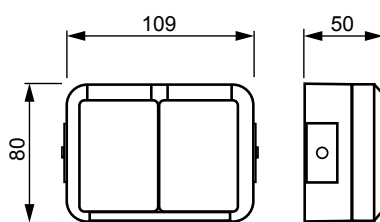
2661SW-12



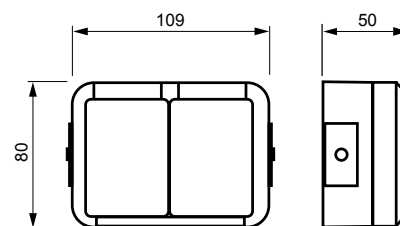
20ESW



302EUG



402ESW



232EWS

[illegible]

Contact

ABB Oy
P.O. Box 16 (Porvoon Sisäkehä 2)
FI-06101 Porvoo, Finland
Tel. +358 10 22 11

www.abb.com
www.installationmaterials.com

