



Wiring accessories and installation materials New products 2013

New products 2013




01

Jussi and
Impressivo

Page

04



02

RF products for
wireless switching

Page

09




03

Impressivo surface
mounting

Page

12



07

Watchdog

Page

24



08

Installation materials

Page

26



09

ProDuct and AP9
junction boxes

Page

28



04

Combi thermostat

Page

16



05

Lighting socket outlets

Page

18



06

ABB-Welcome door entry system

Page

20

Jussi and Impressivo feature many new functionalities



Jussi and Impressivo have been complemented with exciting new products and functionalities, such as lighting control buttons, timers, USB socket outlets and socket outlets with LED light.

- 01 Basic timer, Jussi
- 02 Basic timer, Impressivo, white
- 03 1-gang socket outlet with USB charger, Jussi
- 04 1-gang socket outlet with USB charger, Impressivo, white



Lighting control buttons

Jussi and Impressivo push buttons are optimised for reliable lighting control. The two-rocker/4-gang push button is suitable e.g. for controlling relays and electronic automation systems. The contacts are closing type for max. 1 A load. The contacts and LEDs have separate screw terminals. Each button has a white LED and the illumination is adjustable in 4 steps. It is possible to use this 4-gang panel as

2-gang, by connecting both contacts of one rocker in parallel. The push button is designed for easy installation in different applications as surface mounted. The base plate can, if needed, be attached to a standard flush mounting box (c/c screw distance 60 mm). Push buttons are delivered with insert and center plate. Cover frames are available separately.

Type	Description	Package
FAP1204	Push button, 4-gang, Jussi	1/10
FAP1204-84	Push button, 4-gang, Impressivo, white	1/10
FAP1204-81	Push button, 4-gang, Impressivo, anthracite	1/10
FAP1204-83	Push button, 4-gang, Impressivo, aluminum	1/10



Timers

A basic timer has been added to the Jussi and Impressivo ranges. The timer includes a signal light that expresses the function. The automatic switch-off time can be adjusted during installation. Fixed time settings are: 15 min, 30 min, 1 h, 2 h, 4 h or 8 h. The timer is available as semi-complete, including the insert and center plate. Cover frames are available separately.


Type	Description	Package
Jussi (incl. insert and center plate)		
T210-214	Basic timer, Jussi	1/10
Impressivo (incl. insert and center plate)		
T210-84	Basic timer, Impressivo, white	1/10
T210-81	Basic timer, Impressivo, anthracite	1/10
T210-83	Basic timer, Impressivo, aluminum	1/10



Socket outlet with LED light

A white color LED light is integrated into the socket outlet. The LED light is pointed in one direction and offers increased safety for finding your way in the dark in hallways, staircases and bedrooms. The light can be connected separately or it can be set to illuminate at all times.

Type	Description	Package
20EUCBLI-214	Socket outlet, Jussi, Schuko, 1-gang, shuttered, screwless terminals, LED light	1/10
20EUCBLI-84	Socket outlet, Impressivo, Schuko, 1-gang, shuttered, screwless terminals, LED light, white	1/10
20EUCBLI-83	Socket outlet, Impressivo, Schuko, 1-gang, shuttered, screwless terminals, LED light, aluminum	1/10



Charging made comfortable

Jussi and Impressivo ranges are added with a 1-gang Schuko socket outlet with an integrated 5 V/0,7 A USB charger. Suitable smart phones, tablets, cameras and MP3 players can be charged conveniently without extra transformers.

The combination of proven Schuko USB socket outlet with earth contact and modern USB power adapter also ensures a uniform design. The socket outlet is equipped with integrated shutters for increased protection. The USB charger is also energy-efficient. The power consumption in standby mode is less than 0.1 watts, costing around 20 cents per year.

Type	Description	Package
20EUCBUSB-214	1-gang socket outlet with USB charger, Jussi	1/1
20EUCBUSB-84	1-gang socket outlet with USB charger, Impressivo, white	1/1
20EUCBUSB-81	1-gang socket outlet with USB charger, Impressivo, anthracite	1/1
20EUCBUSB-83	1-gang socket outlet with USB charger, Impressivo, aluminum	1/1




USB charging station

For supply and support of devices via USB cable. The device has two USB A-type connectors which can charge two devices simultaneously max. 2 x 0,7 A, or one larger device with

1,4 A. The charger features electronic shortcut and overload protection. 230 Vac/5 Vdc, IP20.

Type	Description	Package
2539-214	Center plate, Jussi	1/10
6472U	Tele outlet insert, USB charging station 2 x 0,7 A	1/1
1766-84	Center plate, Impessivo, speaker, stereo, white	1/10
1766-81	Center plate, Impessivo, speaker, stereo, anthracite	1/10
1766-83	Center plate, Impessivo, speaker, stereo, aluminum	1/10

Delivery time of the insert is three weeks.



RJ45 center plates with new dust covers

RJ45 center plates with new and improved dust covers are added to Jussi and Impressivo ranges. The new center plates are compatible with existing RJ45 supporting frames. The products can be mounted in flush or surface. The center

plates are manufactured from the same high-quality materials as other Jussi and Impressivo devices. They are available in Jussi white and Impressivo white, aluminum and anthracite.

Type	Description	Package
1819DC-214	Center plate, Jussi, 2 x RJ45	10/100
1819DC-84	Center plate, Impressivo, 2 x RJ45, white	1/10
1819DC-81	Center plate, Impressivo, 2 x RJ45, anthracite	1/10
1819DC-83	Center plate, Impressivo, 2 x RJ45, aluminum	1/10

The RJ45 supporting frame inserts are compatible with the new center plates, and they are designed for two Keystone, AMP, Actassi or Systimax connectors, depending on the item.

Type	Description	Package
1819.01	Supporting frame insert, Keystone, 2 x RJ45	1/10
1819.02	Supporting frame insert, AMP, 2 x RJ45	1/10
1819.03	Supporting frame insert, Actassi, 2 x RJ45	1/10
1819.04	Supporting frame insert, Systimax, 2 x RJ45	1/10



New data communication units

Data communication outlets with one A-type USB 2.0 or HDMI connector. Internal wiring with screw connectors.

Type	Description	Package
2539-214	Center plate, Jussi	1/10
0261/13	Insert with USB 2.0 A-type connector	1/1
0261/33	Insert with HDMI A-type connector	1/1
1766-84	Center plate, Impressivo, speaker, stereo, white	1/10
1766-81	Center plate, Impressivo, speaker, stereo, anthracite	1/10
1766-83	Center plate, Impressivo, speaker, stereo, aluminum	1/10

Delivery time of the insert is three weeks.



The Impressivo 2-gang double socket outlet with cover plate

The Impressivo 2-gang double socket outlet has been improved and is even better to install. Until now, the Impressivo socket outlets have consisted of an insert, a separate centre plate and a cover frame. In the new structure the centre plate and cover frame have been replaced by one single cover plate. Installation and material handling is easier.

The 2-gang socket outlet with cover plate 302EUJ-xx is available in standard colours white, anthracite and aluminum. Furthermore, the new cover plates are available in design series colours Pure stainless steel (painted) and Future matt black and Future matt white.

Type	Description	Package
Impressivo: (includes: insert and centre plate)		
302EUJ-84	Socket outlet, Schuko, 2-gang, Impressivo, white	1/10
302EUJ-81	Socket outlet, Schuko, 2-gang, Impressivo, anthracite	1/10
302EUJ-83	Socket outlet, Schuko, 2-gang, Impressivo, aluminum	1/10
Design series (cover plate)		
302EJ-866	Cover plate, for Schuko socket outlet 2-gang, Pure stainless steel (painted)	1/10
302EJ-884	Cover plate, for Schuko socket outlet 2-gang, Future matt white	1/10
302EJ-885	Cover plate, for Schuko socket outlet 2-gang, Future matt black	1/10



Jussi 3-gang surface mounting frame

This new product will complement our selection of surface mounting frames, which now includes 1-, 2- and 3-gang mountings. Like other Jussi installation materials, the surface mounting frame is manufactured from high-quality plastic and is compatible with 85 mm cover plates.

The box is 22 mm high and can be used to install more extensive combinations neatly, such as in the doorpost, in connection with renovations. The surface mounting frame can also be installed on a conductive surface, since its back plate has been protected with breakable panels. The back plates of 1- and 2-gang Jussi boxes have also been updated with this new feature.

Type	Description	Package
2511R-212	Surface mounting frame, Jussi, 1-gang for 1-gang devices, for 85mm cover plates, h=22	10/100
2552R-212	Surface mounting frame, Jussi, 2-gang for 1-gang devices, for 85mm cover plates, h=22	10/100
2513R-214	Surface mounting frame, Jussi, 3-gang for 1-gang devices, for 85mm cover plates, h=22	1/5



RF products for wireless switching



Wireless switches enable the control of lights and functions when conventional wiring is impractical or not desired for any other reason.

Wireless device operation

The operating range of wireless devices depends on the material and thickness of the surrounding walls. In an open space, the operating range is around 100 meters, but just one separating wall cuts that distance by half. Wireless receivers also act as repeaters, expanding the operating range. Wireless receivers can be installed in mounting boxes and junction boxes.

RF buttons also for KNX systems

Wireless buttons and receivers can be connected to KNX systems via an RF gateway. The gateway supports up to 24 channels, either receiving or transmitting.

01 4-gang, Impressivo RF, white

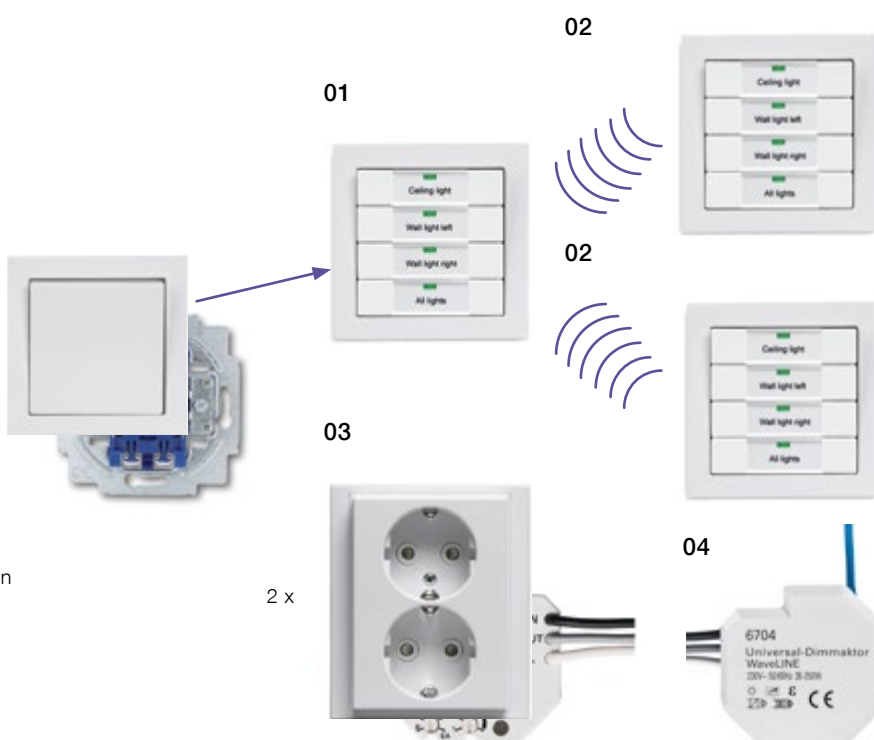

02 RF LED Display, white



Sample installation

You can easily add comfort to your bedroom by using wireless RF buttons and RF receivers.

Switching and adjusting the ceiling light can be performed from either side of the bed or with the switch by the door. Similarly, switching the bed-side lamps on and off is possible from all these locations. In addition, all the lamps can be simultaneously switched off with one press of an all-off button.



01 6733-84-500 4-gang Impressivo RF push button

02 2 pcs 6733-84-500 4-gang Impressivo RF push button

03 2 pcs 6702-500 receiver, RF, relay

2 pcs 302EUC-84 2-gang Schuko socket outlet

04 6704-500 dimmer, RF

RF-products with battery

Radio frequency operated battery powered switches and relays.



Type	Description	Package
Push buttons		
6731-214-500	1-gang, Jussi RF	1/10
6732-214-500	2-gang, Jussi RF	1/10



1-gang , push buttons		
6731-84-500	1-gang, Impressivo RF, white	1/10
6731-83-500	1-gang, Impressivo RF, aluminum	1/10
6731-866-500	1-gang, RF, painted steel	1/10



2-gang , push buttons		
6732-84-500	2-gang, Impressivo RF, white	1/10
6732-83-500	2-gang, Impressivo RF, aluminum	1/10
6732-866-500	2-gang, RF, painted steel	1/10



4-gang , push buttons		
6733-84-500	4-gang, Impressivo RF, white	1/10
6733-83-500	4-gang, Impressivo RF, aluminum	1/10
6733-866-500	4-gang, RF, painted steel	1/10



Wireless LED-displays		
6730-214	RF LED Display	1/10
6730-84	RF LED Display, white	1/10
6730-83	RF LED Display, aluminum	1/10
6730-866	RF LED Display, painted steel	



Receiver		
6701	Watchdog receiver, RF, 230V, 10AX	1/10
6702-500	Receiver, RF, relay, 230V, 10AX	1/10
6703-500	Switch actuator RF, 230V, 2x3AX	1/10
6705-500	Blind actuator, RF, 230V, 2x3A	1/10
6704-500	Universal dimming actuator, RF, 230V, 35-210W	1/10



Remote control, RF		
6780-500	Remote control, RF	1/10



RF-KNX-Gateway		
6770-500	Media converter, KNX Twisted Pair/ RF	1/10

Impressivo Surface mounting



The Impressivo surface range has a modern and elegant shape suitable for both new installations and renovations. It allows for both wall and corner installations, and is delivered with bottom plate and inserts.

- 01 1-gang 2-way switch, white
- 02 2-gang 1-way switch, white
- 03 Socket outlet, schuko, 2-gang, white
- 04 Socket outlet, schuko, 4-gang, aluminum





1-gang switch

16 AX/250 V, with screwless terminals, lamp possibility. Rocker with clip-on fastening. IP21 when wires are installed downwards.

Type	Description	Package
1-gang 2-way switch		
1066A-84	1-gang 2-way switch, 16 AX/250 V, Impressivo, 2 X-terminals, white	1/10
1066A-81	1-gang 2-way switch, 16 AX/250 V, Impressivo, 2 X-terminals, anthracite	1/10
1066A-83	1-gang 2-way switch, 16 AX/250 V, Impressivo, 2 X-terminals, aluminum	1/10
Intermediate switch		
1067A-84	1-gang intermediate switch, 16 AX/250 V, Impressivo, 2 X-terminals, white	1/10
1067A-81	1-gang intermediate switch, 16 AX/250 V, Impressivo, 2 X-terminals, anthracite	1/10
1067A-83	1-gang intermediate switch, 16 AX/250 V, Impressivo, 2 X-terminals, aluminum	1/10



2-gang switch

16 AX/250 V, with screwless terminals, no lamp possibility. Rocker with clip-on fastening. IP21 when wires are installed downwards.

Type	Description	Package
2-gang 1-way switch		
1065A-84	2-gang 1-way switch, 16 AX/250 V, Impressivo, 2 X-terminals, white	1/10
1065A-81	2-gang 1-way switch, 16 AX/250 V, Impressivo, 2 X-terminals, anthracite	1/10
1065A-83	2-gang 1-way switch, 16 AX/250 V, Impressivo, 2 X-terminals, aluminum	1/10
2-gang 2-way switch		
1066A-84	2-gang 2-way switch, 16 AX/250 V, Impressivo, 2 X-terminals, white	1/10
1066A-81	2-gang 2-way switch, 16 AX/250 V, Impressivo, 2 X-terminals, anthracite	1/10
1066A-83	2-gang 2-way switch, 16 AX/250 V, Impressivo, 2 X-terminals, aluminum	1/10



3-gang switch

16 AX/250 V, with screwless terminals, no lamp possibility. Rocker with clip-on fastening. IP21 when wires are installed downwards.

Type	Description	Package
10631A-84	3-gang 1-way switch, 16 AX/250 V, Impressivo, 2 X-terminals, white	1/10
10631A-81	3-gang 1-way switch, 16 AX/250 V, Impressivo, 2 X-terminals, anthracite	1/10
10631A-83	3-gang 1-way switch, 16 AX/250 V, Impressivo, 2 X-terminals, aluminum	1/10



2-pole switch

16 AX/250 V, with screwless terminals, lamp possibility. Rocker with clip-on fastening. IP21 when wires are installed downwards.

Type	Description	Package
1062A-84	1-gang 2-pole switch, 16 AX/250 V, Impressivo, 2 X-terminals, white	1/10
1062A-81	1-gang 2-pole switch, 16 AX/250 V, Impressivo, 2 X-terminals, anthracite	1/10
1062A-83	1-gang 2-pole switch, 16 AX/250 V, Impressivo, 2 X-terminals, aluminum	1/10

* Anthracite and aluminum available 01/2014



1-gang push switch

10 A/250 V, with screwless terminals, lamp possibility. Rocker with clip-on fastening. Delivered with clear lens. IP21 when the wires are installed downwards.

Type	Description	Package
1461A-84	1-gang 1-way push switch, 10A/250V, Impressivo, 2 X-terminals, white	1/10



Surface mounting box

Surface mounting box for 1-gang devices such as antenna and data outlet and others, insert height max. 26 mm. Large devices such as dimmers doesn't fit in the box. Delivery includes bottom plate and cover.

Type	Description	Package
1721A-84	Surface mounting box, Impressivo, 85mm, h=41mm, 1-gang, white	1/10
1721A-81	Surface mounting box, Impressivo, 85mm, h=41mm, 1-gang, anthracite	1/10
1721A-83	Surface mounting box, Impressivo, 85mm, h=41mm, 1-gang, aluminum	1/10



4-gang Schuko socket outlet, IP21

16 A/250 V. The device is based on two 2-gang socket outlet inserts, which are internally connected. The socket outlet inserts have shutters. There are screwless terminals for each contact of the socket outlet insert for max 4 rigid wires. No X-terminals. IP21 when the wires are installed downwards.

Type	Description	Package
404EA-84	Socket outlet, Impressivo, Schuko, 4-gang, shuttered, screwless terminals, white	1/20
404EA-81	Socket outlet, Impressivo, Schuko, 4-gang, shuttered, screwless terminals, anthracite	1/20
404EA-83	Socket outlet, Impressivo, Schuko, 4-gang, shuttered, screwless terminals, aluminum	1/20



2-gang Schuko socket outlet, IP21

16 A/250 V. Screwless terminals for each contact of the socket outlet for max 4 rigid wires. No X-terminals. The socket outlet insert has shutters. IP21 when the wires are installed downwards.

Type	Description	Package
402EA-84	Socket outlet, Impressivo, Schuko, 2-gang, shuttered, screwless terminals, white	1 /10
402EA-81	Socket outlet, Impressivo, Schuko, 2-gang, shuttered, screwless terminals, anthracite	1/10
402EA-83	Socket outlet, Impressivo, Schuko, 2-gang, shuttered, screwless terminals, aluminum	1/10



2-gang Schuko socket outlet, corner installation, IP21

16 A/250 V. Schuko 2-gang socket outlet for corner installation. There are screwless terminals for each contact of the socket outlet for max 4 rigid wires. No X-terminals. The socket outlet insert has shutters.

Type	Description	Package
402EE-84	Socket outlet, Impressivo, Schuko, 2-gang, shuttered, screwless terminals, corner installation, white	1/20
402EE-81	Socket outlet, Impressivo, Schuko, 2-gang, shuttered, screwless terminals, corner installation, anthracite	1/20
402EE-83	Socket outlet, Impressivo, Schuko, 2-gang, shuttered, screwless terminals, corner installation, aluminum	1/20

* Anthracite and aluminum available 01/2014



Combi thermostats



The precise control of indoor temperature increases comfort and enables energy efficiency. The instrument for precise temperature control.

01



02



03



04



- 01 Combi thermostats, Jussi
- 02 Combi thermostats, Impressivo, white
- 03 Combi thermostats, Impressivo, anthracite
- 04 Combi thermostats, Impressivo, aluminum

The instrument for precise temperature control

Jussi and Impressivo ranges are added with a new combination thermostat.


The device is equipped with a room as well as a floor sensor.

The solution is optimal when installing for example an electrical underfloor heating under a wooden floor, with the setting of a maximum floor temperature.

Low standby consumption

The standby consumption of the thermostat is low, only 2.19 kWh a year on standby.

TECHNICAL SPECIFICATIONS

- 230 V~, 50 Hz, 15 A / 3450 W, IP 31 
- Sensor: 3 m NTC 15 kΩ / 25 °C
- Operating temperature: -10...+30 °C
- Switch: 2-pole
- Screw terminals: max. 2x2.5 mm²
- Adjustment range: +5...+ 35 °C
- Hysteresis +/- 0.4 °C
- Ball pressure temperature: 75 °C
- Utilization category: 2 (home use)
- Type: 1C
- Method of mounting: fixed installation, flush mounting in a wall box

Type	Description	Package
TC-15-13-214	Combi thermostats 15A, IP31, Jussi	1/10
TC-15-13-84	Combi thermostats 15A, IP31, Impressivo, white	1/10
TC-15-13-81	Combi thermostats 15A, IP31, Impressivo, anthracite	1/10
TC-15-13-83	Combi thermostats 15A, IP31, Impressivo, aluminum	1/10



Impressivo thermostat available 01/2014

Lighting socket outlets

Easier than ever to install



The flush-mounted wall outlets for the Jussi and Impressivo ranges. 100x100 mm Jussi flush-mounted wall outlet is also suitable with ABB IDEAL junction and ceiling boxes.

The new features include:

- Outlets where the plug is completely inside the socket.
- Three screwless connectors with two terminals for 1,5 - 2,5 mm² wires.
- Possibility to install another lamp outlet (AKL6) in the ceiling cover, turning it into a 2-gang lighting fixture.

01. DCL lighting outlet, ceiling outlet, flush mounting
02. DCL lighting outlet, ceiling outlet, surface mounting
03. DCL lighting outlet, wall outlet, Impressivo, aluminum
04. DCL lighting outlet, wall outlet, Impressivo, anthracite



Ceiling outlets

Type	Description	Package
AKK14	DCL lighting outlet, ceiling outlet, flush mounting, incl. lighting plug	4/40
AKK15	DCL lighting outlet, ceiling outlet, surface mounting, incl. lighting plug	4/40



Wall outlets

Type	Description	Package
AKK6-214	DCL lighting outlet, wall outlet, Jussi, 85x85 mm, incl. lighting plug	10/100
AKK7-214	DCL lighting outlet, wall outlet, Jussi, 100x100 mm, incl. lighting plug	5/50
AKK6-84	DCL lighting outlet, wall outlet, Impressivo, white, incl. lighting plug	10/100
AKK6-81	DCL lighting outlet, wall outlet, Impressivo, anthracite, incl. lighting plug	10/100
AKK6-83	DCL lighting outlet, wall outlet, Impressivo, aluminum, incl. lighting plug	10/100



Accessories

Type	Description	Package
AKL6	DCL lighting outlet, socket outlet	5/100
AKL9	DCL, lighting plug	5/100



ABB-Welcome door entry system



Who is behind your door?
A high quality door entry video system ensures the safety and comfort of your home.

ABB-Welcome door entry devices

ABB-Welcome door entry devices are equally well suited to new single-family houses and apartment houses as renovated buildings for which you are seeking top-quality solutions. The package for single-family houses is easy to order and install – all the required parts are delivered in one package. In terms of design and colors, the door entry system is compatible with the Impressivo range.

Outdoor units

The front plate of the outdoor video unit is 3 mm thick brushed or white-painted stainless steel. The video camera has an automatic luminance adjustment function, which is aided by infrared LEDs at night. The buttons are backlit.

01



02



03



04



05



06



- 01 Outdoor video station, 1 gang, white
- 02 Outdoor video station, 1 gang, stainless steel
- 03 Outdoor video station, 6 gang, stainless steel
- 04 Outdoor video station, 12 gang, stainless steel
- 05 Outdoor video station, 18 gang, stainless steel
- 06 Outdoor video station, 30 gang stainless steel



Indoor units

The indoor video unit is white or aluminum and has a 7" touch screen. It automatically records three images of the person at the door. You can choose between five different ringtones, the volume of which can be adjusted. There are handsfree and handset indoor audio units. The handset colors are white and anthracite. The colors of the hands-free version are white and aluminum.

01



02



03



04



05



06



- 01 Indoor audio unit handsfree, white
- 02 Indoor audio unit handsfree, aluminum
- 03 Indoor audio unit with handset, white
- 04 Indoor audio unit with handset, anthracite
- 05 Indoor video unit, white
- 06 Indoor video unit, aluminum



Video compact set for One-family house

Type	Description	Package
83021/1-500	Video compact set for One-family house, white	1/24



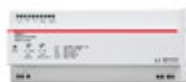
Outdoor Units

Type	Description	Package
83121/1-664-500	Outdoor video station, 1 gang, white	1/12
83121/1-660-500	Outdoor video station, 1 gang, stainless steel	1/12
83122/6-660-500	Outdoor video station, 6 gang, stainless steel	1/5
83124/12-660-500	Outdoor video station, 12 gang, stainless steel	1/10
A21301P18-S	Outdoor video station, 18 gang, stainless steel	1/1
A21301P30-S	Outdoor video station, 30 gang stainless steel	1/1



Indoor Units

Type	Description	Package
83220AP-624-500	Indoor video station panel, white	1/16
83220AP-683-500	Indoor video station panel, aluminum	1/16
83210AP-624-500	Indoor audio handsfree, white	1/24
83210AP-683-500	Indoor audio handsfree, aluminum	1/24
A22001-W	Indoor audio handset, white	1/24
A22001-B	Indoor audio handset, anhrasit	1/24



System Controller

Type	Description	Package
83300-500	System Controller, MDRC	1/20



Surface mounting box

Type	Description	Package
83402AP-689-500	Inst. Box, SM, Size 1/3, white	1/30
83403AP-689-500	Inst. Box SM Size 1/4, white	1/20
83404AP-689-500	Inst. Box SM Size 2/3, white	1/14



Recess box

Type	Description	Package
83402U-689-500	Inst. Box, FM, Size 1/3	1/21



IP-Gateway

Type	Description	Package
83341-500	Auxiliary power supply, DIN	1/24



Video splitter for indoor video units

Type	Description	Package
83320/2U-500	Video splitter for indoor video units	1/18



Outdoor video distributor

Type	Description	Package
83325/2-500	Outdoor video distributor	1/18



Switch actuator for door or corridor

Type	Description	Package
83330-500	Switch actuator for door or corridor	1/10
83335U-500	Extra switch actuator pill	1/10



Audio module

Type	Description	Package
83500-500	Audio module, outdoor station	1/18



Camera module

Type	Description	Package
83501-101-500	Camera module, outdoor station	1/18



Key modules

Type	Description	Package
83140/1-500	Key module 1 gang master	1/10
83140/2-500	Key module 2 gang master	1/10
83140/3-500	Key module 3 gang master	1/10
83141/1-500	Key module 1 gang slave	1/10
83141/2-500	Key module 2 gang slave	1/10
83141/3-500	Key module 3 gang slave	1/10

Next generation watchdog



The new modern design coupled with top-notch technical functionality ensures suitability for all needs.

The operation of ABB's motion detectors and presence sensors is based on passive infrared (PIR) sensor technology

This technology recognises the rapid variations in infrared radiation, which are caused by the movement of a heat source. In other words, infrared sensors require two things: heat and movement. When selecting a product, you should take into account the operating conditions, load, height of the space, operating method (manual or automatic), and installation method and location.

The remote controller makes it possible to alter operation for various types of situations without climbing a ladder. Watchdog motion detectors can be installed on a wall or ceiling or in a corner.

Watchdog motion detectors	70 Master-LINE	110 Master-LINE	220 Master-LINE	220 Master-LINE select	220 Master-LINE premium RC	220 Wave-LINE RF	240 Basic-LINE	280 Master-LINE
Detection area	70°	110°	220°	220°	220°	220°	240°	280°
Number of monitoring areas	3	3	4	1	4	4	1	4
Ground detection	X	X	X		X	X		X
Rear-field detection			X		X	X		X
Detection range frontal	12 m	12 m	16 m	16 m	16 m + 1 m	16 m	12 m	16 m
Detection range lateral	4 m	4 m	16 m	16 m	16 m + 1 m	16 m	10 m	16 m
Switching segments	100	100	336	112	364	336		440
Sectors	25	25	84	28	91	84		110
Adjustable detection sensitivity	X	X	X	X	X		X	X
Rated current	6 AX	10 AX	16 AX	16 AX	10 AX + 10 AX		4 AX	16 AX
Operating temperature	-25...+55 °C	-25...+55 °C	-25...+55 °C	-25...+55 °C	-25...+55 °C	-25...+55 °C	-25...+40 °C	-25...+55 °C
Brightness limit value	3 /15 Lux/Daytime operation	0,5 - 300 Lux/Daytime operation	0,5 - 300 Lux/Daytime operation	0,5 - 300 Lux/Daytime operation	0,5 - 300 Lux/Daytime operation	0,5 - 300 Lux/Daytime operation	10 - 200 Lux/Daytime operation	0,5 - 300 Lux/Daytime operation
Switch-off delay	1/3/5 min	10 s - 30 min	10 s-30 min	10 s-30 min	10 s-30 min	10 s-30 min	5 s-12 min	10 s-30 min
Special functions		X	X	X	X			X
Protection class	IP 55	IP 55	IP 55	IP 55	IP 55	IP 55	IP 55	IP 55
Ceiling/corner installation	X	X	X	X	X	X		X
IR remote control		X	X	X	X			X
Dimensions (L x W x D)	100x125x33 mm	100x125x33 mm	115x125x141 mm	115x125x141 mm	115x125x141 mm	115x125x141 mm	95x76x118 mm	115x125x141 mm
White	6854AGM-204-500	6855AGM-204-500	6847/11AGM-204-500	6847AGS-204-500	6848AGM-204-500	6747AGM-204-500	6844AGM-204-500	6867AGM-204-500
White, black lens			6847/8AGM-204-500					
Aluminum	6854AGM-208-500	6855AGM-208-500	6847/11AGM-208-500		6848AGM-208-500	6747AGM-208-500		6867AGM-208-500
Anthracite	6854AGM-35-500	6855AGM-35-500	6847/11AGM-35-500		6848AGM-35-500	6747AGM-35-500		6867AGM-35-500
Brown	6854AGM-201-500	6855AGM-201-500	6847/11AGM-201-500		6848AGM-201-500	6747AGM-201-500		6867AGM-201-500

Watchdog for wireless control

Watchdog 220 WaveLINE RF can also be operated on the 868 MHz radio frequency. The range of the radio transmitter is 100 meters with a direct line. Three 1.5V batteries are required for voltage feed (AA LR6 or AA L91/FR6). The detection distance is 16 m to the front and to both sides. A WaveLINE RF 6701 receiver is required at the receiving end for load switching. The wireless RF watchdog can be integrated with home control comprising wireless buttons and relays.

New color options

In addition to the traditional white, you can now select aluminum, anthracite or brown as your color. There is also a white model employing a black lens.

- 01 Watchdog MasterLINE 70° or 110°, white
- 02 Watchdog 220°, white
- 03 VWatchdog 220°, brown
- 04 Watchdog 280°, aluminum

Watchdog MasterLINE

The watchdog MasterLINE monitoring area is 70° or 110°. The detection range is 12 meters to the front and 4 meters to the sides, with an installation height of 2.5 meters. Surface mounted.

01



02



03



04



Installation materials



Concrete mounting boxes AU5.32

The AU5.32 is a high mounting box with a height sufficient for piping to be installed behind the reinforcement bars in prefabricated concrete elements, and in case of on-site casting without adding labour-intensive work phases.

Concrete junction box AU8.73

Our range of products includes boxes with insert and fixed unions for various installation conditions. All of our junction boxes feature plug screws for 3.5 mm general screws as well as M4 screws. The high AU8.73 junction box is a box designed for the needs of prefabrication factories and on-site casting in particular. The box height is 73 mm, while the height from the union to the edge of the box is 47 mm. This ensures sufficient height for piping to be led over the iron mountings in prefabrication factories and in case of on-site casting without adding labour-intensive work phases.

01 High mounting box, 73 mm

02 Mounting box + extension ring 12 mm

03 Junction box, 73 mm

04 Strain relief

Mounting box AU3.24

The AU3.24 is the AU3.2 mounting box with a 13 mm extension ring, e.g. for double plaster board. There are five inlets on the sides of the box, two of which are side-by-side on the same side. You can attach two back inlets to the bottom. The AU3.24 mounting box is intended for walls with a board thickness between 24 and 26 mm.

01



02



03



04






AS12.4 strain-relief inlet

The new strain relief inlet AS12.4 offer more opportunities for installations with insulated cable.

The AS12.4 strain relief is used in insulated cable mounting to secure max. 5 x 2,5 mm² cables in the 20 mm inlets of mounting or junction boxes. The strain relief can also be used with a 20 mm AJ20 conduit extension, e.g. in the transition between conduit and insulated cable installation.

Made of halogen free material (IEC/61249-2-21).



Type	Description	Package
AS12.4	Strain relief	50/250
AU5.32	High mounting box, 73 mm	50
AU3.24	Mounting box + extension ring 12 mm	100
AU8.73	Junction box, 73 mm	40

ProDuct cable duct products and AP9 boxes




New ProDuct's for trunkings and AP9 boxes

The ProDuct installation system is stylish and easy to install, since all ProDuct products attach to the aluminum trunkings without tools and only one installation is required to connect even large sets of socket outlets. These products can be installed in almost any aluminum trunking available on the market. Jussi and Impressivo products fulfill the installation and allows for an extremely versatile range of functions. The available colors are white and aluminum.

ProDuct socket outlet covers in different colors

Socket outlet cover plates are available in different colors. These can be used for providing instructions on socket outlet use in hospitals, for instance.

- 01 Blue socket outlets for backup power supply
- 02 Orange socket outlets for UPS-secured power supply
- 03 Brown socket outlets for IT devices
- 04 Green socket outlets for medical safety isolation transformer usage



Center plates in different colors for 2-gang socket outlets

Different colored center plates for 2-gang socket outlets are available separately. They are only compatible with the outlet versions with screwless connectors, incorporating a child-protection in the socket outlet insert.

Type	Description	Package
AUD09-01	Center plate, ProDuct, for Schuko socket outlet 2-gang, brown	1/10
AUD09-03	Center plate, ProDuct, for Schuko socket outlet 2-gang, orange	1/10
AUD09-05	Center plate, ProDuct, for Schuko socket outlet 2-gang, green	1/10
AUD09-06	Center plate, ProDuct, for Schuko socket outlet 2-gang, blue	1/10



Note! 1 package contains 20 pcs of center plates


AP9 boxes

AP9 junction boxes are manufactured by using a two-component system including easily perforated knockouts. Simultaneously, the knockout membranes operate as gaskets. AP9 boxes are now also available in red and green.

Type	Description	Package
AP9	Surface-mounted junction box, 86 x 86 mm, IP 65, white	5/50
AP9/G	Surface-mounted junction box, 86 x 86 mm, IP 55, grey	5/50
AP9M	Surface-mounted junction box, 86 x 86 mm, IP 55, black	5/50
AP9V	Surface-mounted junction box, 86 x 86 mm, IP 55, green	5/50
AP9M	Surface-mounted junction box, 86 x 86 mm, IP 55, red	5/50



Different colored AP9 boxes can be used to improve the overview of different installations, for example green boxes for KNX, red boxes for fire or alarm systems etc.



Contact us

ABB Oy

P.O. Box 16 (Porvoon Sisäkehä 2)
FI-06101 Porvoo, Finland
Tel. +358 10 22 11

www.abb.com
www.installationmaterials.com

WAIM56/102013