

## **DHH805-A**

# Configuration Device with HART® Communications



Engineered solutions for all applications

**Measurement made easy**

DHH805-A handheld communicator

### **Introduction**

The the DHH805 is a handheld terminal for device configuration of HART® instruments. It interfaces to a wide range of devices supporting ABB instruments with an option to support those from third party suppliers. All supported HART field devices can be configured, polled and trimmed using the Mobility DHH805.

### **For more information**

Further publications for DHH805 handheld communicator are available for free download from [www.abb.com/pressure](http://www.abb.com/pressure)

# 1 Quick Instruction Guide to DHH805 Connection and Activation

DHH805 is delivered in an antistatic, polyester case along with a rechargeable NiMH battery, a battery pack suited for 4 AA alkaline cells (supplied inside the black cardboard box), a universal power supply unit, a leadset to the transmitter, a USB cable for PC connection, DHH805 with its protective rubber shell, an antistatic carrying and a DVD-Rom containing the most updated DD Library, PC-Tool software installer and documentation.

To connect your DHH805 HART® Hand Held Terminal to the DHH805 PC-Tool please follow the following instructions:

1. Install the DHH805 PC-Tool from the DVD-Rom you have inside the device packaging: a driven installation procedure starts and all the needed actions are explained step by step.

**Note.** Minimum system requirements for DHH805 PC-Tool software are:

**Hardware:**

- Intel Pentium® D 2,8 GHz or AMD Athlon™ 64 X2 4400+ processor
- Screen resolution of 1024x768 or greater
- Broadband Internet connection
- DVD-ROM reader

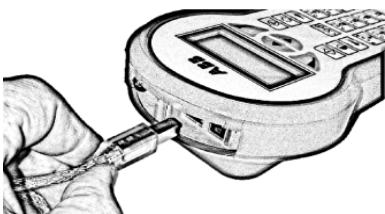
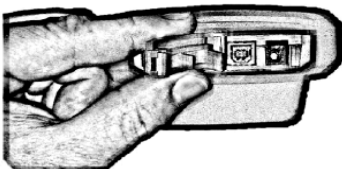
**Software:**

- Latest Windows XP, Windows 7 or Windows Vista Service Packs
- 1 gigabyte (GB) RAM (32-bit) for XP version or 1.5 gigabyte (GB) RAM (32-bit) for Windows 7 and Windows Vista.
- 200 megabytes (MB) to 2 gigabytes (GB) available hard disk space (32-bit)
- Microsoft NET Framework 3.5 or later

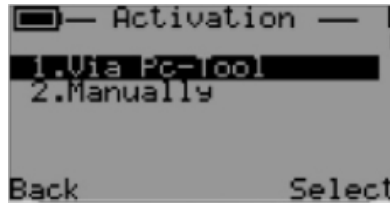
2. Unhook the elastic handle strap.
3. Remove the protective rubber shell
4. Release the battery pack fixing screws from the holes located at the bottom of the battery pack seat.
5. Install the rechargeable battery pack and tighten the fixing screws.

**Note.** Operation of the DHH805 is only allowed in safe areas.

6. In the black cardboard box inside the DHH805 suitcase, you will find the battery charger and 4 power plug adapters. Select the adapter that is compatible with your AC power plug and snap it into place on the AC power connection.
7. Open the plastic cover found on the top side of the DHH805 and plug in the power cord of the battery charger and connect the hand terminal to the PC via the USB cable (see figure here below). After few seconds the backlight will come on and DHH805 automatically turns on.



8. A short message will be displayed on DHH805. Depress the bottom right-hand corner navigation key (On) and access the activation menu.
9. To activate the DHH805 select “Via PC-Tool” or “Manually” in the activation menu on the display.



If you choose “Via PC-Tool” click on **File > Home** on the PC-Tool top bar to refresh the software homepage and enable the “Activate” button.

If you choose “Manually” you need to insert the activation code (hyphens included) after selecting “Edit” under “Activation Code”.

To proceed with activation ABB needs the DHH805 serial number (printed on the white cardboard packing box or visible on the DHH805 under **Activation > Manually > Serial Number**) as well as user’s contact details.


**Note.** To perform the activation “Via PC-Tool” an internet connection may be required. To activate DHH805 “Manually” obtain an activation code by contacting ABB using the contact information below. You will require the device serial number (printed on the white cardboard packing box or visible on the DHH805 under **Activation > Manually > Serial Number**):

- Europe: Davide Castelli, phone +39 0344 58262, email [davide.castelli@it.abb.com](mailto:davide.castelli@it.abb.com)
- America: Stan Chlebda, phone +1 215 6747140, email [stan.chlebda@us.abb.com](mailto:stan.chlebda@us.abb.com)
- India: Balesh Kumar, phone +91 80 22949591, email [balesh.kumar@in.abb.com](mailto:balesh.kumar@in.abb.com)
- China: MingZhe Zhu, phone +86 021 61056619, email [mingzhe.zhu@cn.abb.com](mailto:mingzhe.zhu@cn.abb.com)

10. After activation, the DHH805 is ready to communicate with your HART® devices.

In order to connect the Hand-Held Terminal to the PC to manage DD files or configuration, it is necessary to synchronize them. To do this operation, select “Settings” on DHH805 main menu and confirm with the right navigation key “Select”.

Scroll down to “Listening”, confirm with the right navigation key “Select” and refresh PC-Tool homepage clicking **File > Home**.



Needing support? [DHH805.support@it.abb.com](mailto:DHH805.support@it.abb.com)

## 2 Products and customer support

### 2.1 ABB's portfolio for valve automation:

- Continuous electrical actuators and pneumatic actuators
- Electro-pneumatic, pneumatic, and digital positioners
- I/P signal converters

### 2.2 ABB's pressure measurement:

- Absolute, gauge and differential pressure transmitters
- IEC 61508 SIL2/3 certified pressure transmitters and switches
- Multivariable transmitters
- Interface level/density transmitters
- Pressure measurement remote seals
- Pressure measurement accessories
- Pneumatic pressure transmitters

### 2.3 ABB's temperature measurement:

- Universal temperature sensors
- High-temperature sensors
- Temperature sensors for sanitary applications
- Mineral isolated temperature sensors
- Thermowells
- Temperature transmitters
- IEC 61508 SIL2/3 certified temperature sensors and transmitters

### 2.4 ABB's portfolio of recorders and controllers:

- Process controllers and indicators
- Videographic recorders
- Paper chart recorders
- Field mountable indicators and controllers

### 2.5 ABB's portfolio of level measurement:

- Magnetic level gauges
- Magnetostrictive and guided wave radar level transmitters
- Laser and scanner level transmitters
- Ultrasonic, capacitance and vibrating fork level transmitters and switches
- Rotating paddle and thermal dispersion level switches
- IEC 61508 SIL2/3 certified level transmitters

### 2.6 ABB's portfolio of device management:

- Fieldbus and wireless solutions
- Scalable asset & device management
- Asset vision software
- Mobility handhelds

### 2.7 Customer support

We provide a comprehensive after sales service via a Worldwide Service Organization.

Contact one of the following offices for details on your nearest Service and Repair Centre.

#### ABB S.p.A.

Via Statale 113,  
22016 Lenno (Co) – Italy  
Tel: +39 0344 58111  
Fax: +39 0344 56278

#### ABB Automation Product GmbH

Schillerstrasse 72  
D-32425 Minden – Germany  
Tel: +49 551 905534  
Fax: +49 551 905555

#### ABB Inc.

125 E. County Line Road  
Warminster, PA 18974 – USA  
Tel: +1 215 6746000  
Fax: +1 215 6747183

#### ABB Inc.

3450 Harvester Road  
Burlington, Ontario L7N 3W5 – Canada  
Tel: +1 905 6810565  
Fax: +1 905 6812810

#### ABB Ltd.

32 Industrial Area, NIT,  
Faridabad - 121 001, Haryana – India  
Tel: +91 129 2448300  
Fax: +91 129 2440622

#### ABB Engineering (Shanghai) Ltd.

No.5, Lane 369, Chuangye Rd., Pudong District,  
Shanghai 201319 - P.R. China  
Tel: +86 21 6105 6666  
Fax +86 21 6105 6677

### 2.8 Client Warranty

Prior to installation, the equipment referred to in this manual must be stored in a clean, dry environment, in accordance with the Company's published specification. Periodic checks must be made on the equipment's condition. In the event of a failure under warranty, the following documentation must be provided as substantiation:

- A listing evidencing process operation and alarm logs at time of failure.
- Copies of all storage, installation, operating and maintenance records relating to the alleged faulty unit.

---

**ABB Ltd.****Measurement & Analytics**

Howard Road St. Neots  
Cambridgeshire PE19 8EU  
UK

Tel: +44 (0)1480 475321

Fax: +44 (0)1480 217948

**ABB S.p.A.****Measurement & Analytics**

Via Luigi Vaccani 4  
22016 Tremezzina (CO)  
Italy

Tel: +39 0344 58111

**ABB Inc.****Measurement & Analytics**

125 E. County Line Road  
Warminster PA 18974  
USA

Tel: +1 215 674 6000

Fax: +1 215 674 7183

**[abb.com/pressure](http://abb.com/pressure)**



---

We reserve the right to make technical changes or modify the contents of this document without prior notice. With regard to purchase orders, the agreed particulars shall prevail. ABB does not accept any responsibility whatsoever for potential errors or possible lack of information in this document.

We reserve all rights in this document and in the subject matter and illustrations contained therein. Any reproduction, disclosure to third parties or utilization of its contents – in whole or in parts – is forbidden without prior written consent of ABB.

© ABB 2018

All rights reserved